



US00D924831S

(12) **United States Design Patent**
Lee et al.

(10) **Patent No.:** **US D924,831 S**
(45) **Date of Patent:** **** Jul. 13, 2021**

(54) **DISPLAY DEVICE**

(71) Applicant: **SAMSUNG DISPLAY CO., LTD.**,
Yongin-si (KR)

(72) Inventors: **Hyun Joo Lee**, Cheongju-si (KR); **Eui Ri Cho**, Suwon-si (KR); **Ki Ho Lim**, Suwon-si (KR); **Seung-Gyun Woo**, Hwaseong-si (KR); **Jun Woo Kim**, Seoul (KR)

(73) Assignee: **Samsung Display Co., Ltd.**, Yongin-si (KR)

(**) Term: **15 Years**

(21) Appl. No.: **29/714,007**

(22) Filed: **Nov. 20, 2019**

(30) **Foreign Application Priority Data**

May 23, 2019 (KR) 30-2019-0024322

(51) **LOC (13) Cl.** **14-03**

(52) **U.S. Cl.**
USPC **D14/138 G**

(58) **Field of Classification Search**
USPC D14/341, 388-389, 374, 345, 371, 426, D14/129, 130, 138 R, 138 AA, 138 C, D14/138 G, 315-318; D21/324, 329, D21/330, 332; D10/104.4, 50, 65, 75; D24/186
CPC G06K 7/089; G06K 7/10881; G06K 7/109; G06Q 20/204; G07G 1/00811; G06F 1/1652; G06F 1/16; G06F 1/1624; G06F 1/1686; H01L 2251/5338; H04M 1/0237; H04M 1/0264; H04M 1/0268
See application file for complete search history.

(56) **References Cited**

U.S. PATENT DOCUMENTS

D697,507 S * 1/2014 Yu D14/341
D718,266 S * 11/2014 Zhang D14/138 G

D732,499 S * 6/2015 Lee D14/138 G
D746,250 S * 12/2015 Chu D14/138 G
D753,088 S * 4/2016 Wu D14/138 G
D773,424 S * 12/2016 Wang D14/138 G
D776,074 S * 1/2017 Choo D14/138 AB
D778,254 S * 2/2017 Choo D14/138 G
D780,708 S * 3/2017 Park D14/138 G
D783,563 S * 4/2017 Choo D14/138 AA
D783,603 S * 4/2017 Satzger D14/341
D788,103 S * 5/2017 Kim D14/341

(Continued)

OTHER PUBLICATIONS

Samsung Galaxy Note Edge a 'Limited Edition Concept', first available Sep. 25, 2014, gadgets.ndtv.com, [online], [site visited Mar. 24, 2021], Available from internet URL: <https://gadgets.ndtv.com/mobiles/news/samsung-galaxy-note-edge-a-limited-edition-concept-597649> (Year: 2014).*

Primary Examiner — Samantha Q Lawrence

Assistant Examiner — Holly M Rodriguez

(74) *Attorney, Agent, or Firm* — Lewis Roca Rothgerber Christie LLP

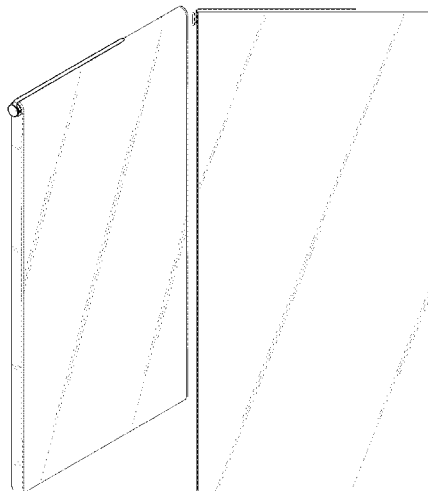
(57) **CLAIM**

The ornamental design for a display device, as shown and described.

DESCRIPTION

FIG. 1 is a perspective view of the display device, according to an embodiment;
FIG. 2 is a front view thereof;
FIG. 3 is a rear view thereof;
FIG. 4 is a left side view thereof;
FIG. 5 is a right side view thereof;
FIG. 6 is a top view thereof; and,
FIG. 7 is a bottom view thereof.
The broken lines shown in FIG. 3 illustrate portions of the display device that form no part of the claimed design.

1 Claim, 5 Drawing Sheets



(56)

References Cited

U.S. PATENT DOCUMENTS

D791,095 S * 7/2017 Kim D14/138 G
D797,693 S * 9/2017 Park D14/138 AB
D801,293 S * 10/2017 Choo D14/138 G
D804,474 S * 12/2017 Won D14/371
D807,849 S * 1/2018 Kim D14/138 G
D813,185 S * 3/2018 Wu D14/138 G
D824,356 S * 7/2018 Shin D14/138 G
D908,654 S * 1/2021 Liu D14/138 G
2020/0209992 A1* 7/2020 Kwak H04W 4/40
2020/0341517 A1* 10/2020 Yang H04M 1/0216

* cited by examiner

FIG. 1

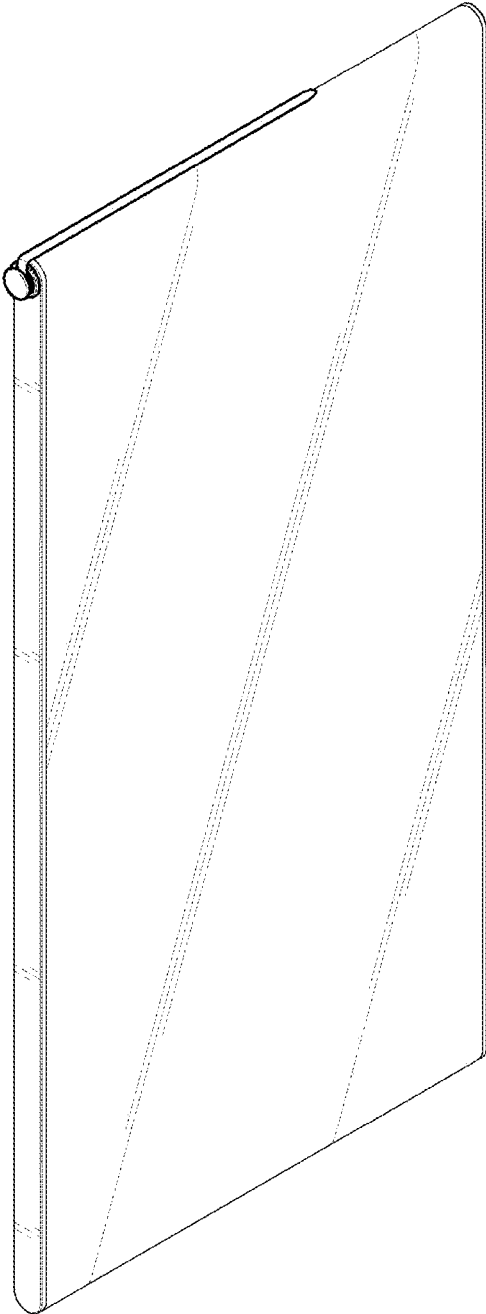


FIG. 2




FIG. 3




FIG. 4



FIG. 5




FIG. 6




FIG. 7

