



US00D495370S1

(12) **United States Design Patent**  
**Loerop et al.**

(10) **Patent No.:** **US D495,370 S**

(45) **Date of Patent:** **\*\* Aug. 31, 2004**

(54) **DISPLAY SIGN AND BASE**

(75) Inventors: **Kenneth W. Loerop**, Elmhurst, IL  
(US); **Matthew Gieser**, Park Ridge, IL  
(US)

(73) Assignee: **M&K Plastics Corporation**, Chicago,  
IL (US)

(\*\*) Term: **14 Years**

(21) Appl. No.: **29/187,176**

(22) Filed: **Jul. 29, 2003**

(51) **LOC (7) Cl.** ..... **20-03**

(52) **U.S. Cl.** ..... **D20/10**

(58) **Field of Search** ..... D20/10, 15, 13-19,  
D20/21, 43, 99; D14/374-5; 40/307, 331,  
382, 607, 661

(56) **References Cited**

**U.S. PATENT DOCUMENTS**

- D305,647 S \* 1/1990 Kato et al. .... D14/374
- D326,847 S \* 6/1992 Savio ..... D14/375
- D346,594 S \* 5/1994 Skaggs et al. .... D14/375
- D357,468 S \* 4/1995 Rodd ..... D14/375

- D380,498 S \* 7/1997 Lunetta ..... D20/10
- D388,467 S \* 12/1997 Casiello ..... D20/43
- D458,969 S \* 6/2002 Lakin ..... D20/10
- D479,659 S \* 9/2003 Fleckenstein et al. .... D6/470

\* cited by examiner

*Primary Examiner*—Robert M. Spear

(74) *Attorney, Agent, or Firm*—McAndrews, Held & Malloy, Ltd.

(57) **CLAIM**

The ornamental design for a display sign and base, as shown and described.

**DESCRIPTION**

FIG. 1 is a top perspective view of a display sign and base. FIG. 2 is a bottom perspective view of the sign of FIG. 1. FIG. 3 is a side view of the sign of FIG. 1. FIG. 4 is a front view of the sign of FIG. 1. FIG. 5 is a top view of the sign of FIG. 1. FIG. 6 is a rear view of the sign of FIG. 1; and, FIG. 7 is a bottom view of the sign of FIG. 1. The broken line showing of advertising indicia is for illustrative purposes only and forms no part of the claimed design.

**1 Claim, 2 Drawing Sheets**

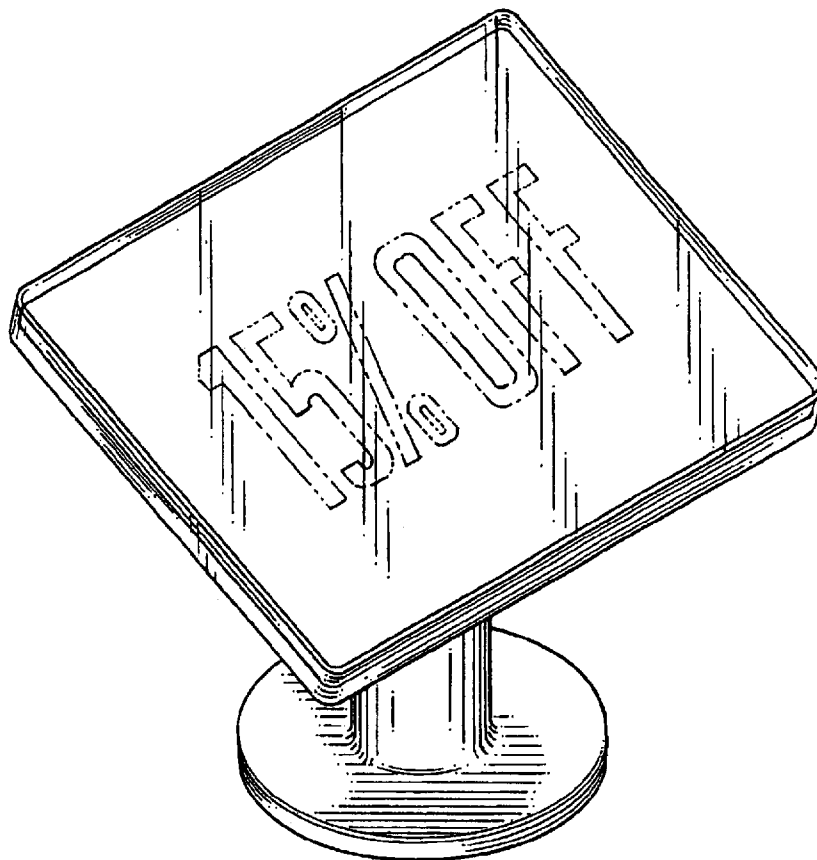


FIG.1

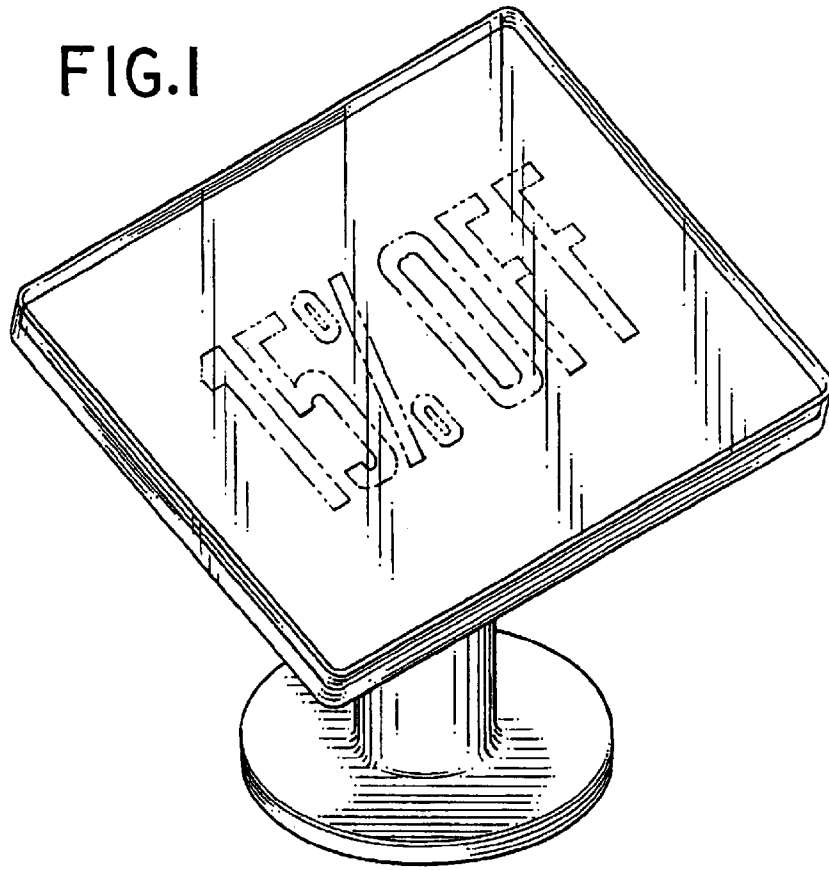


FIG.2

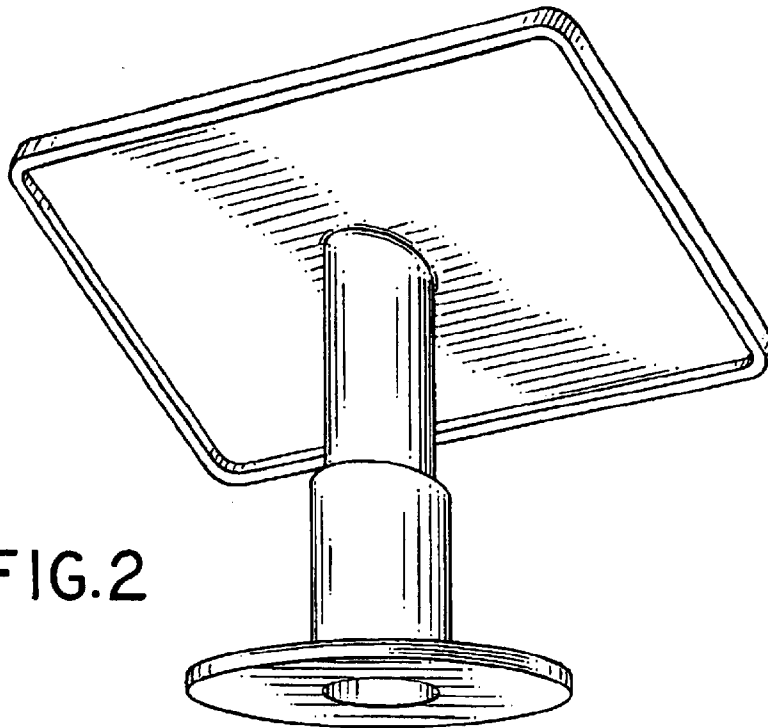


FIG.3

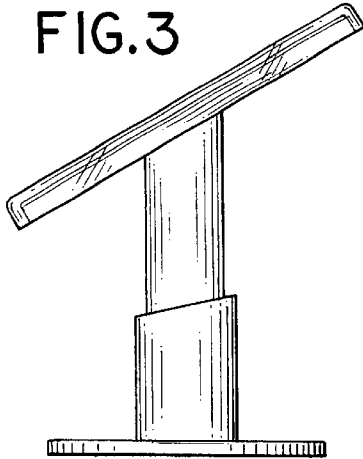


FIG.4




FIG.5



FIG.6

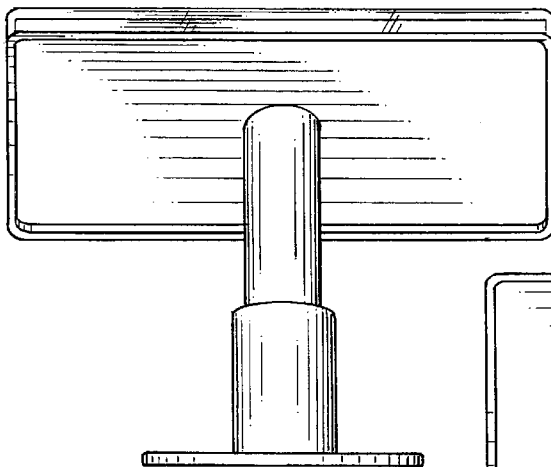


FIG.7

