

United States Patent [19]

Gary

[11] Patent Number: Des. 317,115

[45] Date of Patent: ** May 28, 1991

[54] SUPPORT HOOK FOR DECORATIVE STRAND

[75] Inventor: Lonnie F. Gary, Lubbock, Tex.

[73] Assignee: Gary Products Group, Inc., Lubbock, Tex.

[**] Term: 14 Years

[21] Appl. No.: 387,091

[22] Filed: Jul. 28, 1989

[52] U.S. Cl. D8/373; D8/367

[58] Field of Search D8/367, 373; 248/690, 248/304, 229, 301, 205.3; D19/65; D6/323

[56] **References Cited**

U.S. PATENT DOCUMENTS

D. 236,567	9/1975	Ballin	D6/323
1,120,411	12/1914	Rohmer	D8/367 X
1,308,869	7/1919	Rohmer	248/301
2,762,595	9/1956	Jenne	248/304 X
2,765,998	10/1956	Engert	D6/323

3,409,257	11/1968	Elm	D14/65
4,759,252	7/1988	Occhipinti	248/229 X

OTHER PUBLICATIONS

Baldwin Hardware Catalog: Revision Jan. 1987: "Decorative Hardware"; Solid Brass; Decorative Hardware; p. DH-20.

Primary Examiner—Horace B. Fay, Jr.

Attorney, Agent, or Firm—Ross, Howison, Clapp & Korn

[57] **CLAIM**

The ornamental design for support hook for decorative strand, as shown and described.

DESCRIPTION

FIG. 1 is a top plan view of a support hook for decorative strand showing my new design; FIG. 2 is a front elevational view thereof; FIG. 3 is a right side elevational view thereof; FIG. 4 is a rear elevational view thereof; FIG. 5 is a left side elevational view thereof; and FIG. 6 is a bottom plan view thereof.


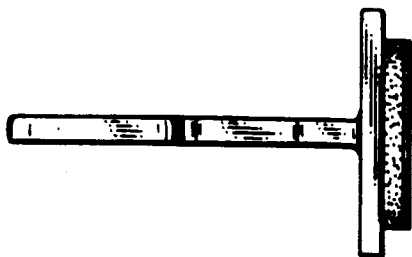


FIG. 1

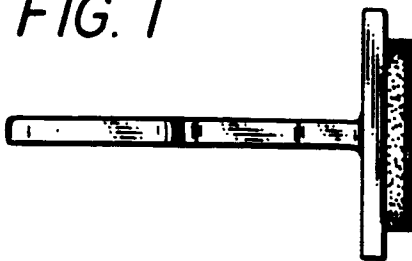


FIG. 2




FIG. 3

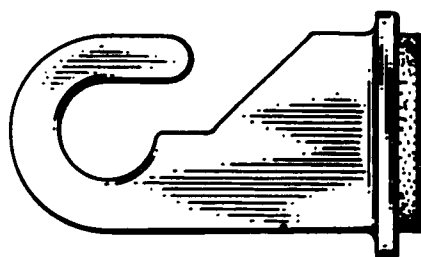


FIG. 4

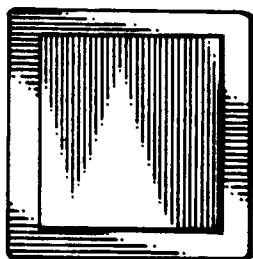


FIG. 5




FIG. 6

