



US00D427172S

United States Patent [19] Bequir

[11] Patent Number: Des. 427,172

[45] Date of Patent: ** Jun. 27, 2000

[54] PORTABLE TELEPHONE

[76] Inventor: **Kevin A. Bequir**, 149 Lonsdale Main St., Lincoln, R.I. 02865

[**] Term: **14 Years**

[21] Appl. No.: **29/109,639**

[22] Filed: **Aug. 19, 1999**

[51] **LOC (7) Cl.** **14-03**

[52] **U.S. Cl.** **D14/138**

[58] **Field of Search** D14/137, 138, D14/147-148, 247-248, 250, 240, 140-142; 379/433.434, 419, 420, 428, 440; 455/550-575, 90

[56] **References Cited**

U.S. PATENT DOCUMENTS

D. 319,234	8/1991	Konno et al.	D14/147
D. 346,164	4/1994	Shirakawa et al.	D14/138
D. 358,149	5/1995	Fellinger	D14/138
D. 359,733	6/1995	Fellinger	D14/138
D. 371,126	6/1996	Bro	D14/138
D. 406,131	2/1999	Osthes	D14/138
5,485,517	1/1996	Gray	379/433

Primary Examiner—Jeffrey Asch

Attorney, Agent, or Firm—Glenn T. Barrett; Collier, Shannon, Rill & Scott, PLLC

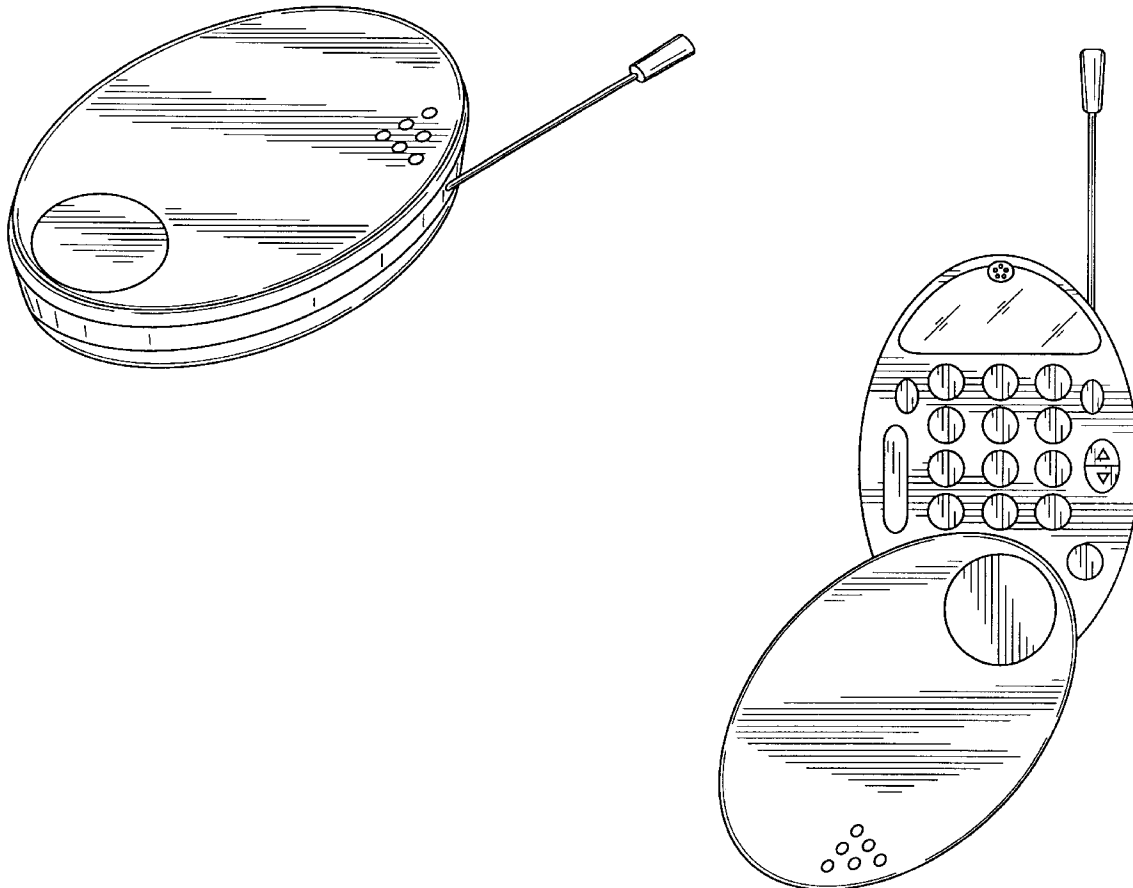
[57] **CLAIM**

The ornamental design for a portable telephone, as shown and described.

DESCRIPTION

FIG. 1 is a right, front perspective view of a portable telephone showing my new design in a closed position; FIG. 2 is a front plan view of a portable telephone showing my new design in a closed position; FIG. 3 is a rear plan view of a portable telephone showing my new design in a closed position; FIG. 4 is a left side plan view of a portable telephone showing my new design in a closed position; FIG. 5 is a right side plan view of a portable telephone showing my new design in a closed position; FIG. 6 is a top plan view of a portable telephone showing my new design in a closed position; FIG. 7 is a bottom plan view of a portable telephone showing my new design in a closed position; FIG. 8 is a front plan view of a portable telephone showing my new design in a right oriented open position; and, FIG. 9 is a front plan view of a portable telephone showing my new design in a left oriented open position.

1 Claim, 3 Drawing Sheets



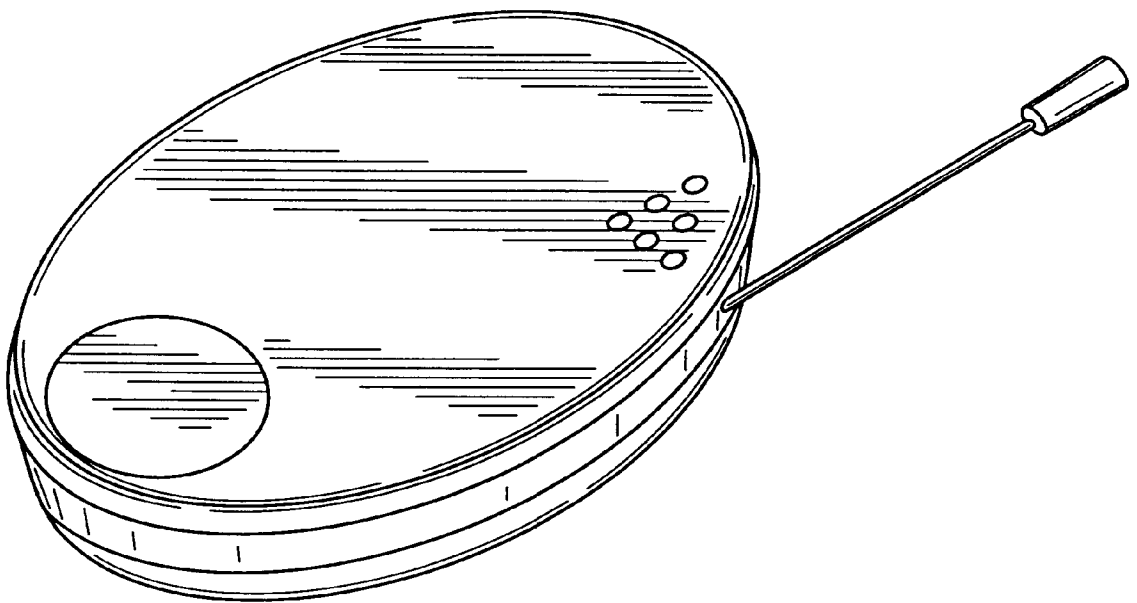


FIG. 1

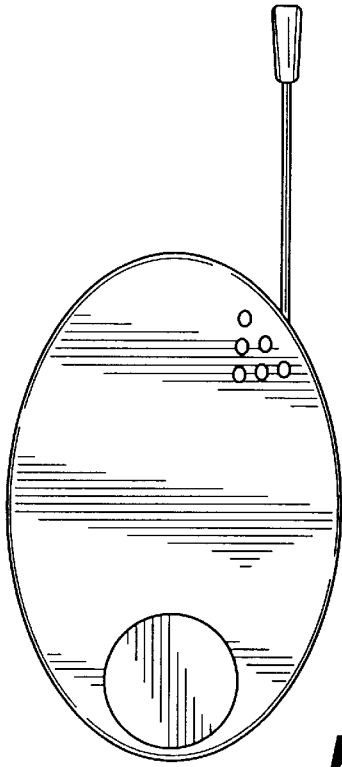


FIG. 2

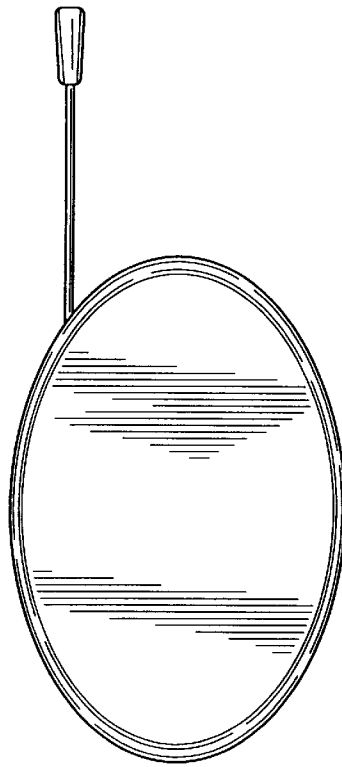


FIG. 3



FIG. 4

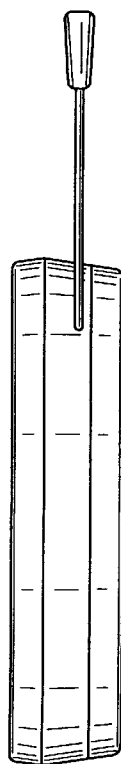


FIG. 5

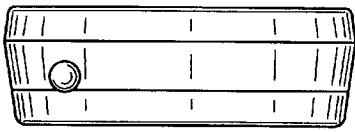


FIG. 6

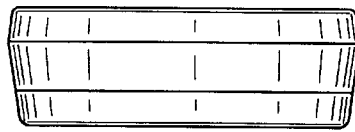


FIG. 7

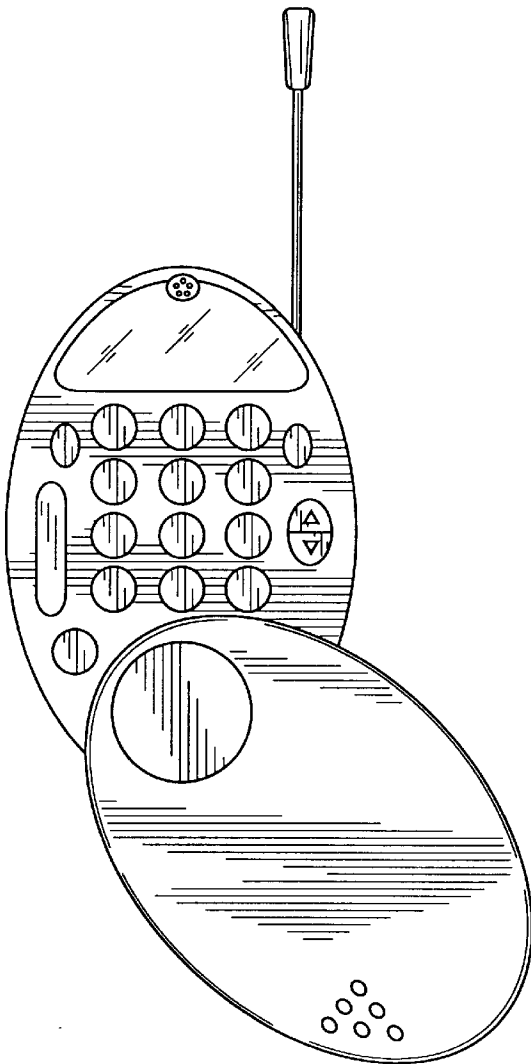


FIG. 8

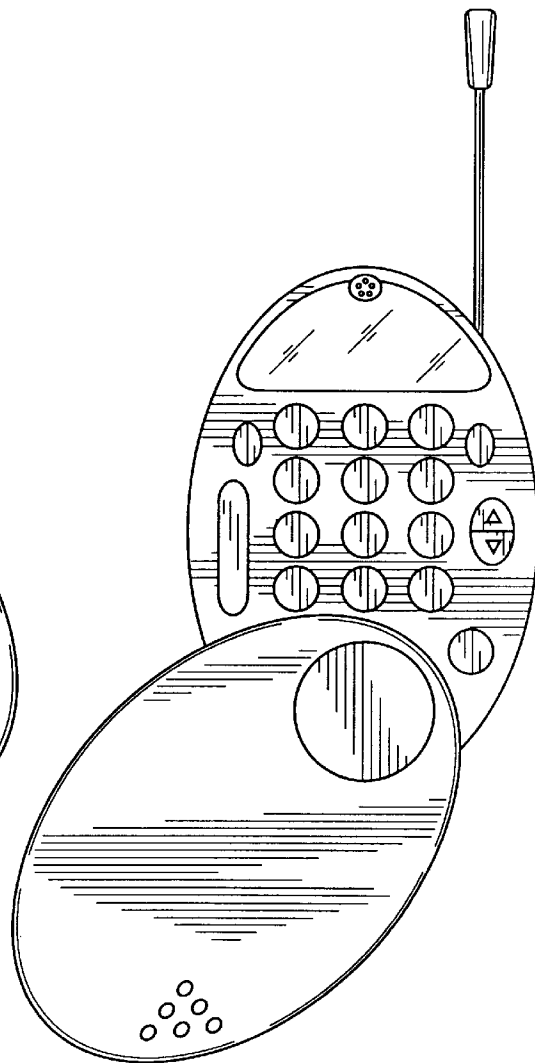


FIG. 9