



US00D599819S

(12) **United States Design Patent**
Lew

(10) **Patent No.:** **US D599,819 S**

(45) **Date of Patent:** **** Sep. 8, 2009**

(54) **ICON FOR A PORTION OF A DISPLAY SCREEN**

(75) Inventor: **Phoi Heng Lew**, Seattle, WA (US)

(73) Assignee: **Microsoft Corporation**, Redmond, WA (US)

(**) Term: **14 Years**

(21) Appl. No.: **29/328,414**

(22) Filed: **Nov. 24, 2008**

(51) **LOC (9) Cl.** **32-00**

(52) **U.S. Cl.** **D14/495**

(58) **Field of Classification Search** D14/485-495;
345/596, 636, 902, 949, 950, 951, 952, 955,
345/957, 960; 715/706, 709, 715, 716, 719,
715/726, 727, 728, 730, 732, 744, 747, 763,
715/776, 777, 779, 780, 783, 793, 810, 821,
715/822, 823, 825, 835, 836, 837, 838, 839,
715/840, 841, 842, 843, 845, 846, 847, 863,
715/864, 866, 867, 977; D21/649

See application file for complete search history.

(56) **References Cited**

U.S. PATENT DOCUMENTS

- 5,267,154 A * 11/1993 Takeuchi et al. 345/473
- D400,196 S * 10/1998 Cameron et al. D14/495
- D402,285 S * 12/1998 Ozawa D14/494
- 6,285,381 B1 * 9/2001 Sawano et al. 715/726
- D462,698 S * 9/2002 Sturm D14/495
- D503,407 S * 3/2005 Kaku D14/495
- 6,970,177 B2 * 11/2005 Yamada et al. 345/629
- 7,065,711 B2 * 6/2006 Hata et al. 715/758

- 7,342,587 B2 * 3/2008 Danzig et al. 345/473
- 7,522,165 B2 * 4/2009 Weaver 345/420
- 2006/0294465 A1 * 12/2006 Ronen et al. 715/706
- 2008/0168404 A1 * 7/2008 Ording 715/863
- 2009/0031240 A1 * 1/2009 Hildreth 715/772

FOREIGN PATENT DOCUMENTS

- EM 000839469-0006 * 12/2007
- EM 000999545-0003 * 9/2008
- EM 001022842-0008 * 10/2008

OTHER PUBLICATIONS

Wii Operation Manual, 2006, pp. 7 and 11.*
Do Your Best Jun. 7, 2006, <http://guistyles.com>, retrieved from Internet May 14, 2009.*

* cited by examiner

Primary Examiner—Cathron C Brooks
Assistant Examiner—Angela J Lee
(74) *Attorney, Agent, or Firm*—Banner & Witcoff, Ltd

(57) **CLAIM**

The ornamental design for an icon for a portion of a display screen, as shown and described.


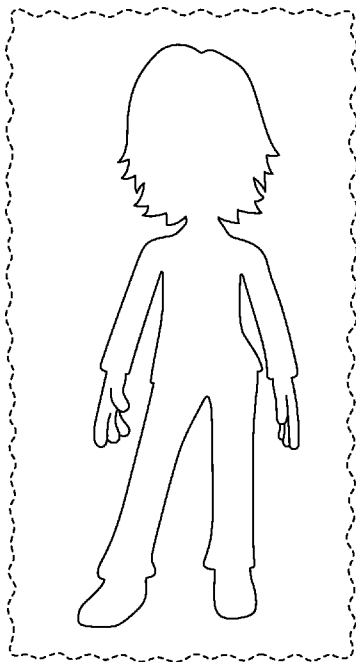
DESCRIPTION

FIG. 1 is a front view of an icon for a portion of a display screen showing the new design in a first embodiment; and,

FIG. 2 is a front view of an icon for a portion of a display screen showing the new design in a second embodiment.

The broken lines showing the display screen, and plus symbol in the second embodiment, are for illustrative purposes only and form no part of the claimed design.

1 Claim, 2 Drawing Sheets






FIG. 1




FIG. 2