



US00D713050S

(12) **United States Design Patent**  
**Kao**

(10) **Patent No.:** **US D713,050 S**

(45) **Date of Patent:** **\*\* Sep. 9, 2014**

(54) **ROD FOR SPORTS AND MASSAGE**

(71) Applicant: **Yun-Ti Kao**, Taichung (TW)

(72) Inventor: **Yun-Ti Kao**, Taichung (TW)

(\*\*) Term: **14 Years**

(21) Appl. No.: **29/483,165**

(22) Filed: **Feb. 26, 2014**

(51) **LOC (10) Cl.** ..... **28-03**

(52) **U.S. Cl.**

CPC ..... **A61H 15/00** (2013.01)

USPC ..... **D24/211**

(58) **Field of Classification Search**

CPC ..... A61H 19/30; A61H 19/32; A61H 19/34;  
A61H 19/40; A61H 19/44; A61H 19/50;  
A61H 19/00; A61H 2201/0153; A61H  
2201/0207; A61H 2201/0263; A61H  
2201/0111; A61H 2201/1253; A61H  
2205/082; A61H 2205/085; A61H 15/0085  
USPC ..... D24/200, 211, 212, 213, 214, 215;  
601/19, 27-32, 46, 49, 52, DIG. 12,  
601/DIG. 14, DIG. 15, DIG. 16, DIG. 17;  
D21/685

See application file for complete search history.

(56) **References Cited**

**U.S. PATENT DOCUMENTS**

3,548,814 A \* 12/1970 Montgomery et al. .... 601/118  
4,067,324 A \* 1/1978 Greenawalt ..... 601/120  
D256,841 S \* 9/1980 Corbett et al. .... D24/211  
4,378,007 A \* 3/1983 Kachadourian ..... 601/121

D274,649 S \* 7/1984 Shiu ..... D24/212  
D285,117 S \* 8/1986 Snyder ..... D24/211  
D361,132 S \* 8/1995 Lee ..... D24/200  
D417,319 S \* 11/1999 Weiss, Jr. .... D30/160  
6,129,687 A \* 10/2000 Powell et al. .... 601/15  
6,398,694 B1 \* 6/2002 Bountourakis ..... 482/44  
D527,830 S \* 9/2006 Chien ..... D24/211  
D573,262 S \* 7/2008 Soucy ..... D24/211  
D598,562 S \* 8/2009 Chen ..... D24/211  
D613,349 S \* 4/2010 Metti ..... D21/662  
D637,244 S \* 5/2011 Davis et al. .... D21/662  
D647,980 S \* 11/2011 Davis et al. .... D21/662  
D660,450 S \* 5/2012 Johnson ..... D24/215  
D674,107 S \* 1/2013 Prudent et al. .... D24/211  
D682,436 S \* 5/2013 Lowsky ..... D24/194  
D693,934 S \* 11/2013 Lin ..... D24/215  
D700,709 S \* 3/2014 Khodabakhshian ..... D24/211

\* cited by examiner

*Primary Examiner* — Sandra Snapp

(74) *Attorney, Agent, or Firm* — Alan Kamrath; Kamrath IP  
Lawfirm, P.A.

(57) **CLAIM**

The ornamental design for a rod for sports and massage, as  
shown and described.

**DESCRIPTION**

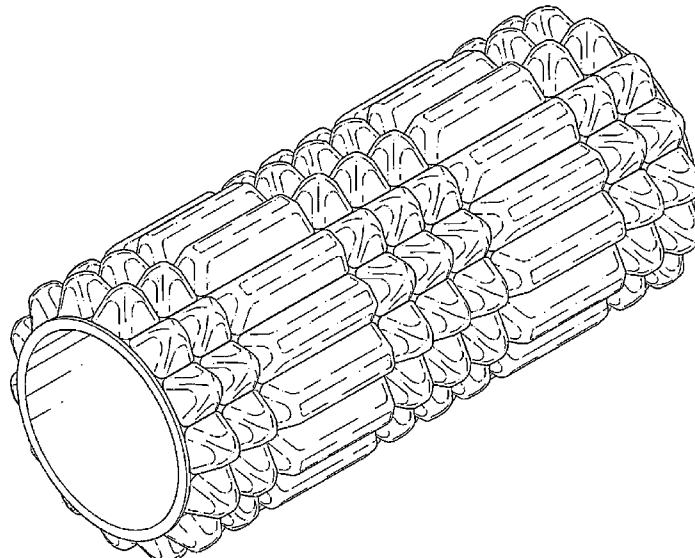
FIG. 1 is a perspective view of a rod for sports and massage  
showing my design;

FIG. 2 is a top plan view thereof;

FIG. 3 is a left elevational view thereof, the right elevational  
view being a mirror image thereof; and,

FIG. 4 is a bottom view thereof.

**1 Claim, 4 Drawing Sheets**



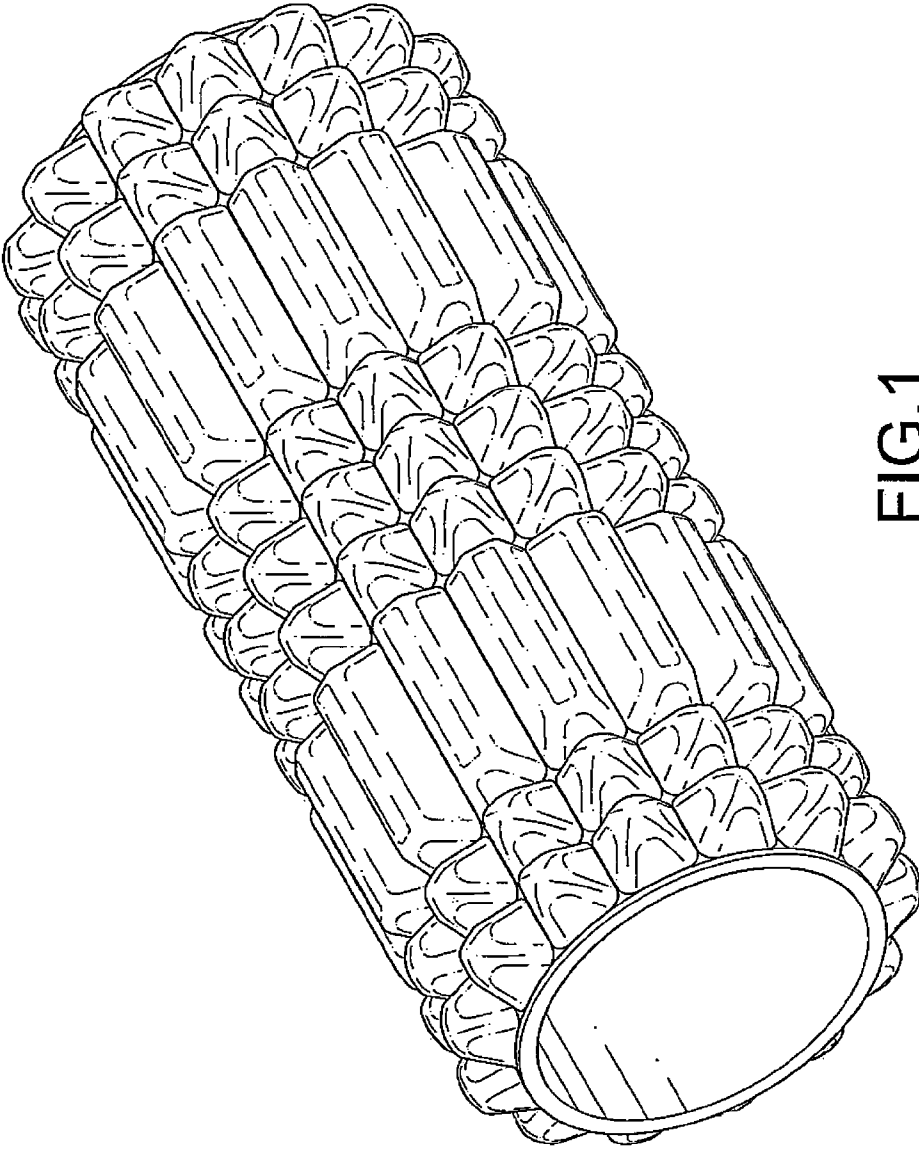


FIG.1




FIG.2




FIG.3




FIG.4