



Climate Change Impacts in the United States

CHAPTER 8

ECOSYSTEMS, BIODIVERSITY, AND ECOSYSTEM SERVICES

Convening Lead Authors

Peter M. Groffman, Cary Institute of Ecosystem Studies

Peter Kareiva, The Nature Conservancy

Lead Authors

Shawn Carter, U.S. Geological Survey

Nancy B. Grimm, Arizona State University

Josh Lawler, University of Washington

Michelle Mack, University of Florida

Virginia Matzek, Santa Clara University

Heather Tallis, Stanford University

Recommended Citation for Chapter

Groffman, P. M., P. Kareiva, S. Carter, N. B. Grimm, J. Lawler, M. Mack, V. Matzek, and H. Tallis, 2014: Ch. 8: Ecosystems, Biodiversity, and Ecosystem Services. *Climate Change Impacts in the United States: The Third National Climate Assessment*, J. M. Melillo, Terese (T.C.) Richmond, and G. W. Yohe, Eds., U.S. Global Change Research Program, 195-219. doi:10.7930/J0TD9V7H.

On the Web: <http://nca2014.globalchange.gov/report/sectors/ecosystems>



INFORMATION DRAWN FROM THIS CHAPTER IS INCLUDED IN THE HIGHLIGHTS REPORT AND IS IDENTIFIED BY THIS ICON

8

ECOSYSTEMS, BIODIVERSITY, AND ECOSYSTEM SERVICES

KEY MESSAGES

1. **Climate change impacts on ecosystems reduce their ability to improve water quality and regulate water flows.**
2. **Climate change, combined with other stressors, is overwhelming the capacity of ecosystems to buffer the impacts from extreme events like fires, floods, and storms.**
3. **Landscapes and seascapes are changing rapidly, and species, including many iconic species, may disappear from regions where they have been prevalent or become extinct, altering some regions so much that their mix of plant and animal life will become almost unrecognizable.**
4. **Timing of critical biological events, such as spring bud burst, emergence from overwintering, and the start of migrations, has shifted, leading to important impacts on species and habitats.**
5. **Whole system management is often more effective than focusing on one species at a time, and can help reduce the harm to wildlife, natural assets, and human well-being that climate disruption might cause.**

Climate change affects the living world, including people, through changes in ecosystems, biodiversity, and ecosystem services. Ecosystems entail all the living things in a particular area as well as the non-living things with which they interact, such as air, soil, water, and sunlight.¹ Biodiversity refers to the variety of life, including the number of species, life forms, genetic types, and habitats and biomes (which are characteristic groupings of plant and animal species found in a particular climate). Biodiversity and ecosystems produce a rich array of benefits that people depend on, including fisheries, drinking water, fertile soils for growing crops, climate regulation, inspiration, and aesthetic and cultural values.² These benefits are called “ecosystem services” – some of which, like food, are more easily quantified than others, such as climate regulation or cultural values. Changes in many such services are often not obvious to those who depend on them.

Ecosystem services contribute to jobs, economic growth, health, and human well-being. Although we interact with ecosystems and ecosystem services every day, their linkage to climate change can be elusive because they are influenced by so many additional entangled factors.³ Ecosystem perturbations driven by climate change have direct human impacts, including reduced water supply and quality, the loss of iconic species and landscapes, distorted rhythms of nature, and the potential for extreme events to overwhelm the regulating services of ecosystems. Even with these well-documented

ecosystem impacts, it is often difficult to quantify human vulnerability that results from shifts in ecosystem processes and services. For example, although it is more straightforward to predict how precipitation will change water flow, it is much harder to pinpoint which farms, cities, and habitats will be at risk of running out of water, and even more difficult to say how people will be affected by the loss of a favorite fishing spot or a wildflower that no longer blooms in the region. A better understanding of how a range of ecosystem responses affects people – from altered water flows to the loss of wildflowers – will help to inform the management of ecosystems in a way that promotes resilience to climate change.



Forests absorb carbon dioxide and provide many other ecosystem services, such as purifying water and providing recreational opportunities.

Key Message 1: Water

Climate change impacts on ecosystems reduce their ability to improve water quality and regulate water flows.

Climate-driven factors that control water availability and quality are moderated by ecosystems. Land-based ecosystems regulate the water cycle and are the source of sediment and other materials that make their way to aquatic ecosystems (streams, rivers, lakes, estuaries, oceans, groundwater). Aquatic ecosystems provide the critically important services of storing water, regulating water quality, supporting fisheries, providing recreation, and carrying water and materials downstream (Ch. 25: Coasts). Humans utilize, on average, the equivalent of more than 40% of renewable supplies of freshwater in more than 25% of all U.S. watersheds.⁴ Freshwater withdrawals are even higher in the arid Southwest, where the equivalent of 76% of all renewable freshwater is appropriated by people.⁵ In that region, climate change has likely decreased and altered the timing of streamflow due to reduced snowpack and lower precipitation in spring, although the precipitation trends are weak due to large year-to-year variability, as well as geographic variation in the patterns (Ch. 3: Water; Ch. 20: Southwest).⁶ Depriving ecosystems of water reduces their ability to provide water to people as well as for aquatic plant and animal habitat (see Figure 8.1).

Habitat loss and local extinctions of fish and other aquatic species are projected from the combined effects of increased water withdrawal and climate change.⁷ In the U.S., 47% of trout habitat in the interior West would be lost by 2080 under a scenario (A1B) that assumes similar emissions to the A2 scenario used in this report (Ch. 1: Overview, Ch. 2: Our Changing Climate) through 2050, and a slow decline thereafter.⁸

Across the entire U.S., precipitation amounts and intensity and associated river discharge are major drivers of water pollution in the form of excess nutrients, sediment, and dissolved organic

carbon (DOC) (Ch. 3: Water).⁹ At high concentrations, nutrients that are required for life (such as nitrogen and phosphorus) can become pollutants and can promote excessive phytoplankton growth – a process known as eutrophication. Currently, many U.S. lakes and rivers are polluted (have concentrations above government standards) by excessive nitrogen, phosphorus, or sediment. There are well-established links among fertilizer use, nutrient pollution, and river discharge, and many studies show that recent increases in rainfall in several regions of the United States have led to higher nitrogen amounts carried by rivers (Northeast,^{10,11} California,¹² and Mississippi Basin^{13,14}). Over the past 50 years, due to both climate and land-use change, the Mississippi Basin is yielding an additional 32 million acre-feet of water each year – equivalent to four Hudson Rivers – laden with materials washed from its farmlands.¹⁵ This flows into the Gulf of Mexico, which is the site of the nation’s largest hypoxic (low oxygen) “dead” zone.⁴ The majority of U.S. estuaries are moderately to highly eutrophic.¹⁶

Links between discharge and sediment transport are well established,¹⁷ and cost estimates for in-stream and off-stream damages from soil erosion range from \$2.1 to \$10 billion per year.^{18,19} These estimates include costs associated with damages to, or losses of, recreation, water storage, navigation, commercial fishing, and property, but do not include costs of biological impacts.¹⁸ Sediment transport, with accompanying nutrients, can play a positive role in the shoreline dynamics of coastlines and the life cycles of coastal and marine plants and animals. However, many commercially and recreationally important fish species such as salmon and trout that lay their eggs in the gravel at the edges of streams are especially sensitive to elevated sediment fluxes in rivers.²⁰ Sediment loading in lakes has been shown to have substantial detrimental effects on fish population sizes, community composition, and biodiversity.²¹

Dissolved organic carbon (DOC) fluxes to rivers and lakes are strongly driven by precipitation;²² thus in many regions where precipitation is expected to increase, DOC loading will also increase. Dissolved organic carbon is the substance that gives many rivers and lakes a brown, tea-colored look. Precipitation-driven increases in DOC concentration not only increase the cost of water treatment for municipal use,²³ but also alter the ability of sunlight to act as nature’s water treatment plant. For example, *Cryptosporidium*, a pathogen potentially lethal to the elderly, babies, and people with compromised immune systems, is present in 17% of drinking water supplies sampled



in the United States.²⁴ This pathogen is inactivated by doses of ultraviolet (UV) light equivalent to less than a day of sun exposure.²⁵ Similarly, UV exposures reduce fungal parasites that infect *Daphnia*, a keystone aquatic grazer and food source for fish.²⁶ Increasing DOC concentrations may thus reduce the ability of sunlight to regulate these UV-sensitive parasites.

Few studies have projected the impacts of climate change on nitrogen, phosphorus, sediment, or DOC transport from the land to rivers. However, given the tight link between river discharge and all of these potential pollutants, areas of the United States that are projected to see increases in precipitation, and increases in intense rainfalls, like the Northeast, Midwest, and mountainous West,²⁷ will also see increases in excess nutrients, DOC, and sediments transported to rivers. One of the few future projections available suggests that downstream and coastal impacts of increased nitrogen inputs could be profound for the Mississippi Basin. Under a scenario in which atmospheric CO₂ reaches double pre-industrial levels, a 20% increase in river discharge is expected

to lead to higher nitrogen loads and a 50% increase in algae growth in the Gulf of Mexico, a 30% to 60% decrease in deep-water dissolved oxygen concentration, and an expansion of the dead zone.²⁸ A recent comprehensive assessment¹⁰ shows that, while climate is an important driver, nitrogen carried by rivers to the oceans is most strongly driven by fertilizer inputs to the land. Therefore, in the highly productive agricultural systems of the Mississippi Basin, the ultimate impact of more precipitation on the expansion of the dead zone will depend on agricultural management practices in the Basin.^{14,29}

Rising air temperatures can also lead to declines in water quality through a different set of processes. Some large lakes, including the Great Lakes, are warming rapidly.³⁰ Warmer surface waters can stimulate blooms of harmful algae in both lakes and coastal oceans,⁹ which may include toxic cyanobacteria that are favored at higher temperatures.³¹ Harmful algal blooms, which are caused by many factors, including climate change, exact a cost in freshwater degradation of approximately \$2.2 billion annually in the United States alone.³²

Water Supplies Projected to Decline

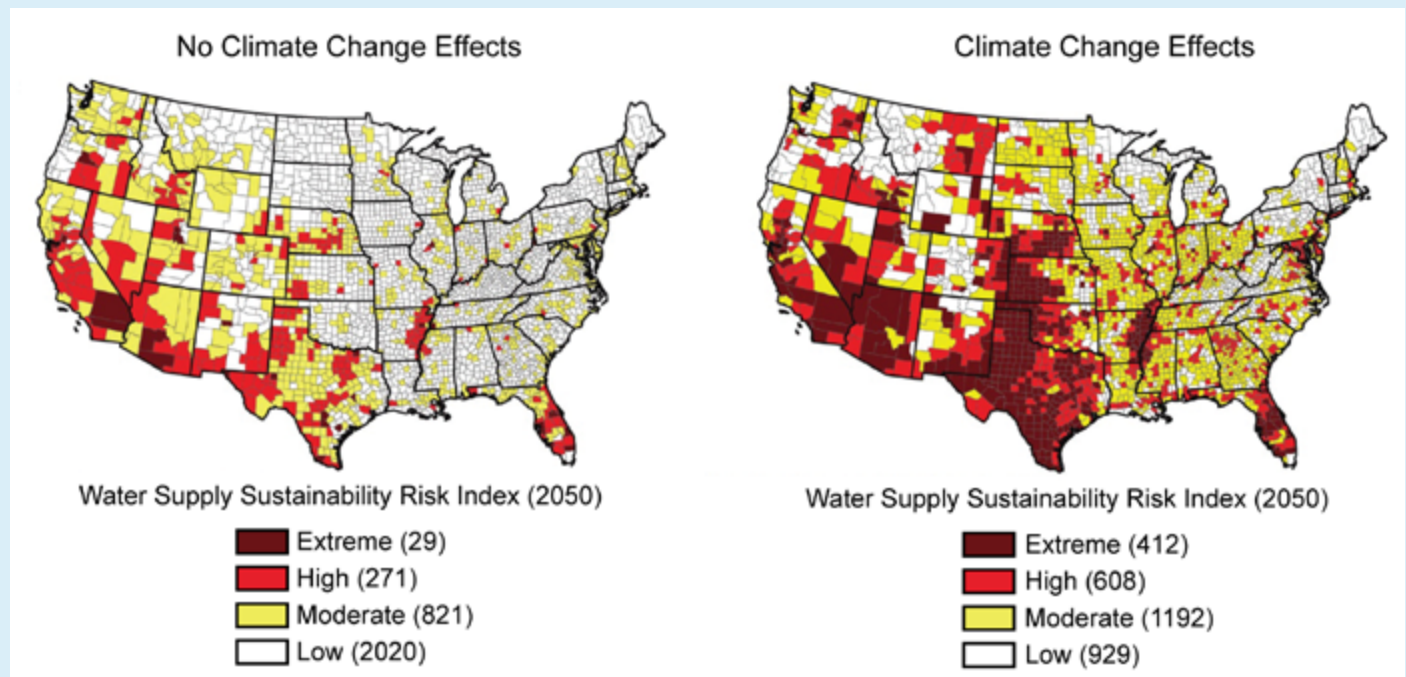


Figure 8.1. Climate change is projected to reduce the ability of ecosystems to supply water in some parts of the country. This is true in areas where precipitation is projected to decline, and even in some areas where precipitation is expected to increase. Compared to 10% of counties today, by 2050, 32% of counties will be at high or extreme risk of water shortages. Projections assume continued increases in greenhouse gas emissions through 2050 and a slow decline thereafter (A1B scenario). Numbers in parentheses indicate number of counties in each category. (Reprinted with permission from Roy et al., 2012.²⁷ Copyright 2012 American Chemical Society).

The Aftermath of Hurricanes

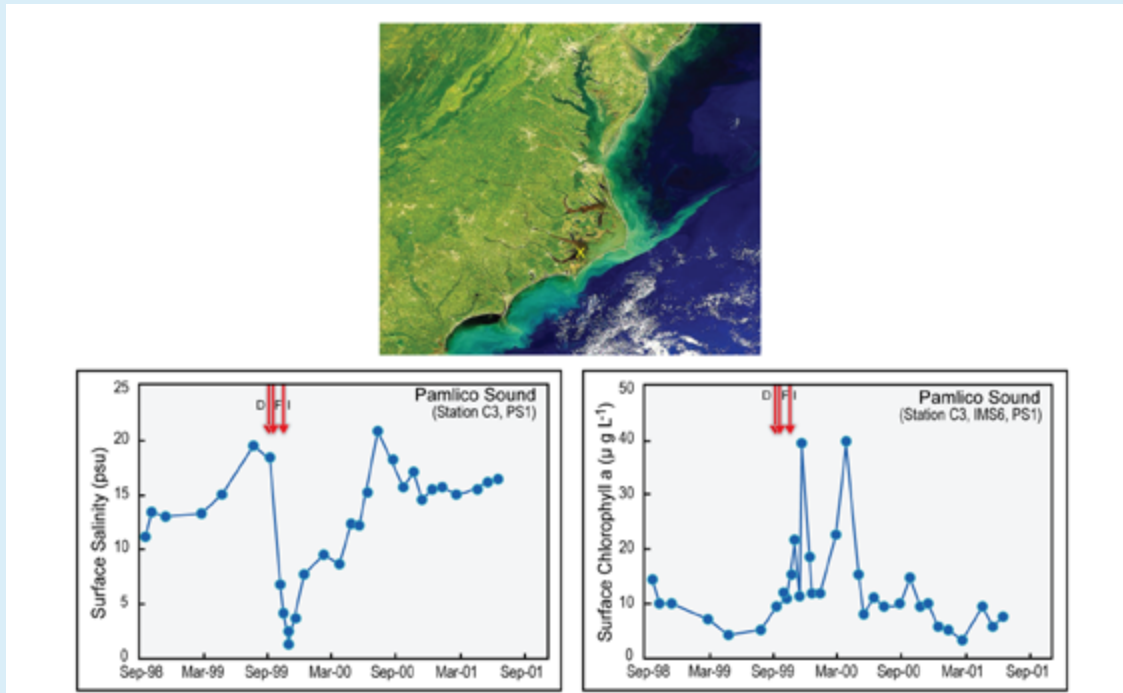


Figure 8.2. Hurricanes illustrate the links among precipitation, discharge and nutrient loading to coastal waters. Hurricanes bring intense rainfall to coastal regions, and ensuing runoff leads to blooms of algae. These blooms contribute to dead zone formation after they die and decompose. Photo above shows Pamlico Sound, North Carolina, after Hurricane Floyd. Note light green area off the coast, which is new algae growth. The graph on the left shows a steep drop in salinity of ocean water due to the large influx of freshwater from rain after a series of hurricanes. Red arrows indicate Hurricanes Dennis, Floyd, and Irene, which hit sequentially during the 1999 hurricane season. The graph on the right shows a steep rise in the amount of surface chlorophyll after these hurricanes, largely due to increased algae growth. (Figure source: (top) NASA SeaWiFS; (bottom) Paerl et al. 2003³³).

Key Message 2: Extreme Events

Climate change, combined with other stressors, is overwhelming the capacity of ecosystems to buffer the impacts from extreme events like fires, floods, and storms.

Ecosystems play an important role in “buffering” the effects of extreme climate conditions (floods, wildfires, tornadoes, hurricanes) on the movement of materials and the flow of energy through the environment.³⁴ Climate change and human modifications often increase the vulnerability of ecosystems and landscapes to damage from extreme events while at the same time reducing their natural capacity to modulate the impacts of such events. Salt marshes, reefs, mangrove forests, and barrier islands provide an ecosystem service of defending coastal ecosystems and infrastructure against storm surges.³⁵ Losses of these natural features – from coastal development, erosion, and sea level rise – render coastal ecosystems and infrastructure more vulnerable to catastrophic damage during or after extreme events (Ch. 25: Coasts).³⁶ Floodplain wetlands, although greatly reduced from their historical extent, provide an ecosystem service of absorbing floodwaters and reducing the impact of high flows on river-margin lands. In the North-east, even a small sea level rise (1.6 feet) would dramatically

increase the numbers of people (47% increase) and property loss (73% increase) affected by storm surge in Long Island compared to present day storm surge impacts.³⁷ Extreme weather events that produce sudden increases in water flow and the materials it carries can decrease the natural capacity of ecosystems to process pollutants, both by reducing the amount of time water is in contact with reactive sites and by removing or harming the plants and microbes that remove the pollutants.³⁶

Warming and, in some areas, decreased precipitation (along with past forest fire suppression practices) have increased the risk of fires exceeding historical size, resulting in unprecedented social and economic challenges. Large fires put people living in the wildland-urban interface at risk for health problems and property loss. In 2011 alone, more than 8 million acres burned in wildfires, causing 15 deaths and property losses greater than \$1.9 billion.³⁸

Key Message 3: Plants and Animals

Landscapes and seascapes are changing rapidly, and species, including many iconic species, may disappear from regions where they have been prevalent or become extinct, altering some regions so much that their mix of plant and animal life will become almost unrecognizable.

Vegetation model projections suggest that much of the United States will experience changes in the composition of species characteristic of specific areas. Studies applying different models for a range of future climates project biome changes for about 5% to 20% of the land area of the U.S. by 2100.^{4,39} Many major changes, particularly in the western states and Alaska, will in part be driven by increases in fire frequency and severity. For example, the average time between fires in the Yellowstone National Park ecosystem is projected to decrease from 100 to 300 years to less than 30 years, potentially causing coniferous (pine, spruce, etc.) forests to be replaced by woodlands and grasslands.⁴⁰ Warming has also led to novel wildfire occurrence in ecosystems where it has been absent in recent history, such as arctic Alaska and the southwestern deserts where new fires are fueled by non-native annual grasses (Ch. 20: Southwest; Ch. 22: Alaska). Extreme weather conditions linked to sea ice decline in 2007 led to the ignition of the Anaktuvuk River Fire, which burned more than 380 square miles of arctic tundra that had not been disturbed by fire for more than 3,000 years.⁴¹ This one fire (which burned deeply into organic peat soils) released enough carbon to the atmosphere to offset all of the carbon taken up by the entire arctic tundra biome over the past quarter-century.⁴²

In addition to shifts in species assemblages, there will also be changes in species distributions. In recent decades, in both land and aquatic environments, plants and animals have moved to higher elevations at a median rate of 36 feet (0.011 kilometers) per decade, and to higher latitudes at a median rate of 10.5 miles (16.9 kilometers) per decade.⁴³ As the climate continues to change, models and long-term studies project even greater shifts in species ranges.⁴⁴ However, many species may not be able to keep pace with climate change for several reasons, for example because their seeds do not disperse widely or because they have limited mobility, thus leading, in some places, to local extinctions of both plants and animals. Both range shifts and local extinctions will, in many places, lead to large changes in the mix of plants and animals present in the local ecosystem, resulting in new communities that bear little resemblance to those of today.^{4,8,45,46}

Some of the most obvious changes in the landscape are occurring at the boundaries between biomes. These include shifts in the latitude and elevation of the boreal (northern) forest/tundra boundary in Alaska;⁴⁷ elevation shifts of the boreal and subalpine forest/tundra boundary in the Sierra Nevada, California;⁴⁸ an elevation shift of the temperate broadleaf/conifer boundary in the Green Mountains, Vermont,⁴⁹ the shift of temperate the shrubland/conifer forest

boundary in Bandelier National Monument, New Mexico,⁵⁰ and upslope shifts of the temperate mixed forest/conifer boundary in Southern California.⁵¹ All of these are consistent with recent climatic trends and represent visible changes, like tundra switching to forest, or conifer forest switching to broadleaf forest or even to shrubland.

As temperatures rise and precipitation patterns change, many fish species (such as salmon, trout, whitefish, and char) will be lost from lower-elevation streams, including a projected loss of 47% of habitat for all trout species in the western U.S. by 2080.⁸ Similarly, in the oceans, transitions from cold-water fish communities to warm-water communities have occurred in commercially important harvest areas,⁵² with new industries developing in response to the arrival of new species.⁵³ Also, warm surface waters are driving some fish species to deeper waters.^{54,55}

Warming is likely to increase the ranges of several invasive plant species in the United States,⁵⁶ increase the probability of establishment of invasive plant species in boreal forests in south-central Alaska, including the Kenai Peninsula,⁵⁷ and expand the range of the hemlock wooly adelgid, an insect that has killed many eastern hemlocks in recent years.⁵⁸ Invasive species costs to the U.S. economy are estimated at \$120 billion per year,⁵⁹ including substantial impacts on ecosystem services. For instance, the yellow star-thistle, a wildland pest which is predicted to thrive with increased atmospheric CO₂,⁶⁰ currently costs California ranchers and farmers \$17 million in forage and control efforts⁶¹ and \$75 million in water losses.⁶² Iconic desert species such as saguaro cactus are damaged or killed by fires fueled by non-native grasses, leading to a large-scale transformation of desert shrubland into grassland in many of the familiar landscapes of the American West.⁶³ Bark beetles have infested extensive areas of the western United States and Canada, killing stands of temperate and boreal conifer forest across areas greater than any other outbreak in the last 125 years.⁶⁴ Climate change has been a major causal factor, with higher temperatures allowing more beetles to survive winter, complete two life cycles in a season rather than one, and to move to higher elevations and latitudes.^{64,65} Bark beetle outbreaks in the Greater Yellowstone Ecosystem are occurring in habitats where outbreaks either did not previously occur or were limited in scale.⁶⁶

It is important to realize that climate change is linked to far more dramatic changes than simply altering species' life cycles or shifting their ranges. Several species have exhibited population declines linked to climate change, with some declines so

severe that species are threatened with extinction.⁶⁷ Perhaps the most striking impact of climate change is its effect on iconic species such as the polar bear, the ringed seal, and coral species (Ch. 22: Alaska; Ch. 24: Oceans). In 2008, the polar bear (*Ursus maritimus*) was listed as a threatened species, with the

primary cause of its decline attributed to climate change.⁶⁸ In 2012, NOAA determined that four subspecies of the ringed seal (*Phoca hispida*) were threatened or endangered, with the primary threat being climate change.⁶⁹

Key Message 4: Seasonal Patterns

Timing of critical biological events, such as spring bud burst, emergence from overwintering, and the start of migrations, has shifted, leading to important impacts on species and habitats.

The effect of climate change on phenology – the pattern of seasonal life cycle events in plants and animals, such as timing of leaf-out, blooming, hibernation, and migration – has been called a “globally coherent fingerprint of climate change impacts” on plants and animals.⁷⁰ Observed long-term trends towards shorter, milder winters and earlier spring thaws are altering the timing of critical spring events such as bud burst and emergence from overwintering. This can cause plants and animals to be so out of phase with their natural phenology that outbreaks of pests occur, or species cannot find food at the time they emerge.

Recent studies have documented an advance in the timing of springtime phenological events across species in response to increased temperatures.⁷¹ Long-term observations of lilac flowering indicate that the onset of spring has advanced one day earlier per decade across the northern hemisphere in response to increased winter and spring temperatures⁷² and by 1.5 days per decade earlier in the western United States.⁷³ Other multi-decadal studies for plant species have documented similar trends for early flowering.^{74,75} In addition, plant-pollinator relationships may be disrupted by changes in nectar and pollen availability, as the timing of bloom shifts in response to temperature and precipitation.^{76,77}

As spring is advancing and fall is being delayed in response to regional changes in climate,⁷⁸ the growing season is

lengthening. A longer growing season will benefit some crops and natural species, but there may be a timing mismatch between the microbial activity that makes nutrients available in the soil and the readiness of plants to take up those nutrients for growth.^{78,79} Where plant phenology is driven by day length, an advance in spring may exacerbate this mismatch, causing available nutrients to be leached out of the soil rather than absorbed and recycled by plants.⁸⁰ Longer growing seasons also exacerbate human allergies. For example, a longer fall allows for bigger ragweed plants that produce more pollen later into the fall (see also Ch. 9: Health).⁸¹

Changes in the timing of springtime bird migrations are well-recognized biological responses to warming, and have been documented in the western,⁸² midwestern,⁸³ and eastern United States.^{84,85} Some migratory birds now arrive too late for the peak of food resources at breeding grounds because temperatures at wintering grounds are changing more slowly than at spring breeding grounds.⁸⁶

In a 34-year study of an Alaskan creek, young pink salmon (*Oncorhynchus gorbuscha*) migrated to the sea increasingly earlier over time.⁸⁷ In Alaska, warmer springs have caused earlier onset of plant emergence, and decreased spatial variation in growth and availability of forage to breeding caribou (*Rangifer tarandus*).

Key Message 5: Adaptation

Whole system management is often more effective than focusing on one species at a time, and can help reduce the harm to wildlife, natural assets, and human well-being that climate disruption might cause.

Adaptation in the context of biodiversity and natural resource management is fundamentally about managing change, which is an inherent property of natural ecosystems.^{4,88,89}

One strategy – adaptive management, which is a structured process of flexible decision-making under uncertainty that incorporates learning from management outcomes – has received renewed attention as a tool for helping resource managers make decisions relevant to whole systems in response to climate change.^{89,90} Other strategies include assessments of vulnerability and impacts,⁹¹ and scenario planning,⁹² that can

be assembled into a general planning process that is flexible and iterative.

Guidance on adaptation planning for conservation has proliferated at the federal^{92,93,94} and state levels,⁹⁵ and often emphasizes cooperation between scientists and managers.^{94,96,97} Ecosystem-based adaptation^{98,99} uses “biodiversity and ecosystem services as part of an overall adaptation strategy to help people adapt to the adverse effects of climate change.”⁹⁹ An example is the explicit use of

storm-buffering coastal wetlands or mangroves rather than built infrastructure like seawalls or levees to protect coastal regions (Ch. 25: Coasts).¹⁰⁰ An additional example is the use of wildlife corridors to connect fragmented wildlife habitat.¹⁰¹

Adaptation strategies to protect biodiversity include: 1) habitat manipulation, 2) conserving populations with higher genetic diversity or more flexible behaviors or morphologies, 3) re-planting with species or ecotypes that are better suited for future climates, 4) managed relocation (sometimes referred to as assisted migration) to help move species and populations from current locations to those areas expected to become more suitable in the future, and 5) offsite conservation such as seed banking, biobanking, and captive breeding.^{92,94,96,97,102,103}

Additional approaches focus on identifying and protecting features that are important for biodiversity and are less likely to be altered by climate change. The idea is to conserve the “stage” (the biophysical conditions that contribute to high levels of biodiversity) for whatever “actors” (species and populations) find those areas suitable in the future.¹⁰⁴

One of the greatest challenges for adaptation in the face of climate change is the revision of management goals in fundamental ways. In particular, not only will climate change make it difficult to achieve existing conservation goals, it will demand that goals be critically examined and potentially altered in dramatic ways.^{102,105} Climate changes can also severely diminish the effectiveness of current strategies and require fresh approaches. For example, whereas establishing networks of nature reserves has been a standard approach to protecting species, fixed networks of reserve do not lend themselves to adjustments for climate change.¹⁰⁵ Finally, migratory species and species with complex life histories cannot be simply addressed by defining

preferred habitat and making vulnerability assessments. Often it could be specific life history stages that are the weak point in the species, and it is key to identify those weak links.¹⁰⁶

While there is considerable uncertainty about how climate change will play out in particular locations, proactive measures can be taken to both plan for connectivity^{96,107} and to identify places or habitats that may in the future become valuable habitat as a result of climate change and vegetation shifts.¹⁰⁸ It is important to note that when the Endangered Species Act (ESA) was passed in 1973, climate change was not a known threat or factor and was not considered in setting recovery goals or critical habitat designations.¹⁰⁹ However, agencies are actively working to include climate change considerations in their ESA implementation activities.

Adaptation Planning and Implementation Framework

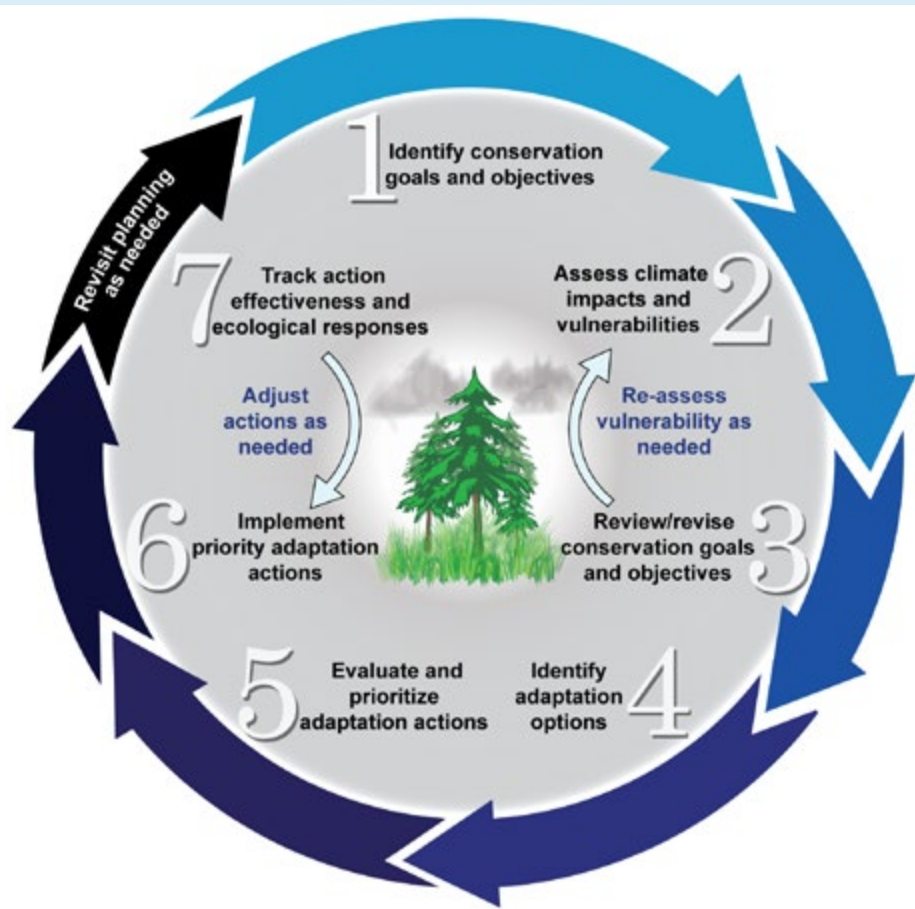


Figure 8.3. Iterative approaches to conservation planning require input and communication among many players to ensure flexibility in response to climate change. (Figure source: adapted from the National Wildlife Federation, 2013¹⁴²).

CASE STUDY OF THE 2011 LAS CONCHAS, NEW MEXICO FIRE

In the midst of severe drought in the summer of 2011, Arizona and New Mexico suffered the largest wildfires in their recorded history, affecting more than 694,000 acres. Some rare threatened and endangered species, like the Jemez salamander, were damaged by this unusually severe fire.¹¹⁰ Fires are often part of the natural disturbance regime, but if drought, poor management, and high temperatures combine, a fire can be so severe and widespread that species are damaged that otherwise might even be considered to be fire tolerant (such as spotted owls). Following the fires, heavy rainstorms led to major flooding and erosion, including at least ten debris flows. Popular recreation areas were evacuated and floods damaged the newly renovated, multi-million dollar U.S. Park Service Visitor Center at Bandelier National Monument. Sediment and ash eroded by the floods were washed downstream into the Rio Grande, which supplies 50% of the drinking water for Albuquerque, the largest city in New Mexico. Water withdrawals by the city from the Rio Grande were stopped entirely for a week and reduced for several months due to the increased cost of treatment.

These fires provide an example of how forest ecosystems, biodiversity, and ecosystem services are affected by the impacts of climate change, other environmental stresses, and past management practices. Higher temperatures, reduced snowpack, and earlier onset of springtime are leading to increases in wildfire in the western United States,¹¹¹ while extreme droughts are becoming more frequent.¹¹² In addition, climate change is affecting naturally occurring bark beetles: warmer winter conditions allow these pests to breed more frequently and successfully.^{113,114} The dead trees left behind by bark beetles may make crown fires more likely, at least until needles fall from killed trees.^{114,115} Forest management practices also have made the forests more vulnerable to catastrophic fires. In New Mexico, even-aged, second-growth forests were hit hardest because they are much denser than naturally occurring forest and consequently consume more water from the soil and increase the availability of dry above-ground fuel.

BIOLOGICAL RESPONSES TO CLIMATE CHANGE

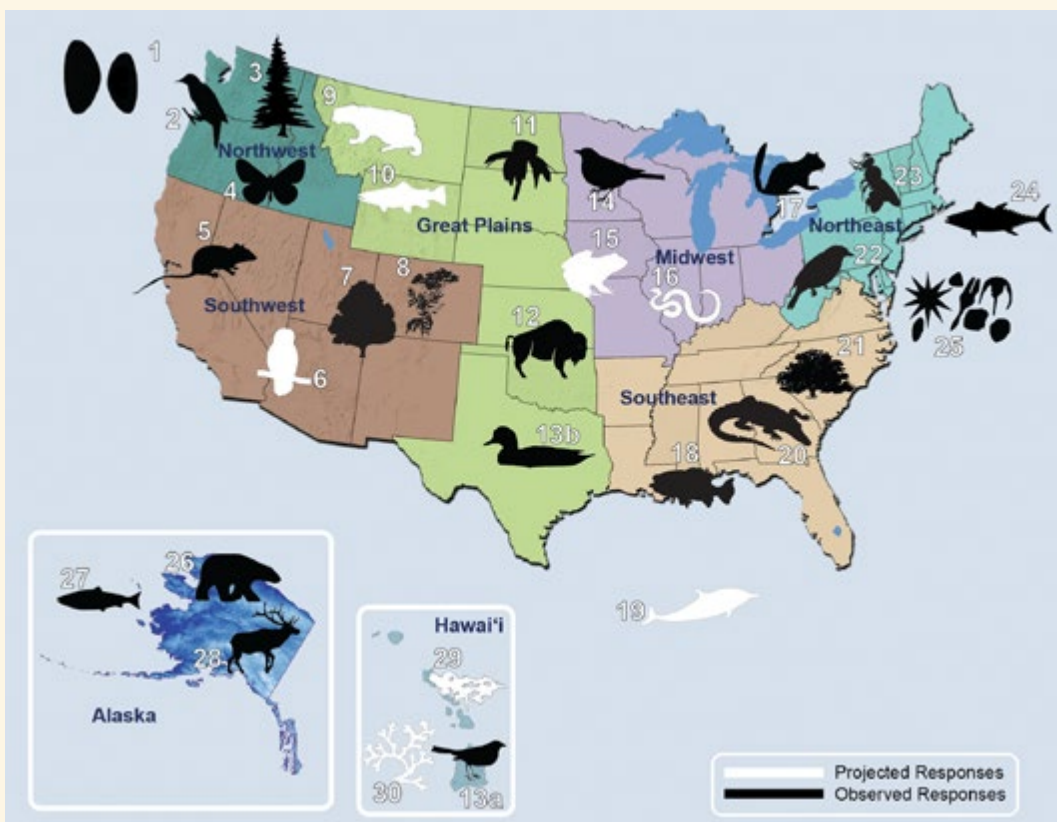


Figure 8.4. Map of selected observed and projected biological responses to climate change across the United States. Case studies listed below correspond to observed responses (black icons on map) and projected responses (white icons on map, bold italicized statements). In general, because future climatic changes are projected to exceed those experienced in the recent past, projected biological impacts tend to be of greater magnitude than recent observed changes. Because the observations and projections presented here are not paired (that is, they are not for the same species or systems), that general difference is not illustrated. (Figure source: Staudinger et al., 2012⁴).

Continued


BIOLOGICAL RESPONSES TO CLIMATE CHANGE (CONTINUED)

1. Mussel and barnacle beds have declined or disappeared along parts of the Northwest coast due to higher temperatures and drier conditions that have compressed habitable intertidal space.¹¹⁶
2. Northern flickers arrived at breeding sites earlier in the Northwest in response to temperature changes along migration routes, and egg laying advanced by 1.15 days for every degree increase in temperature, demonstrating that this species has the capacity to adjust their phenology in response to climate change.¹¹⁷
3. Conifers in many western forests have experienced mortality rates of up to 87% from warming-induced changes in the prevalence of pests and pathogens and stress from drought.¹¹⁸
4. Butterflies that have adapted to specific oak species have not been able to colonize new tree species when climate change-induced tree migration changes local forest types, potentially hindering adaptation.¹¹⁹
5. In response to climate-related habitat change, many small mammal species have altered their elevation ranges, with lower-elevation species expanding their ranges and higher-elevation species contracting their ranges.¹²⁰
6. ***Northern spotted owl populations in Arizona and New Mexico are projected to decline during the next century and are at high risk for extinction due to hotter, drier conditions, while the southern California population is not projected to be sensitive to future climatic changes.***¹²¹
7. Quaking aspen-dominated systems are experiencing declines in the western U.S. after stress due to climate-induced drought conditions during the last decade.¹²²
8. Warmer and drier conditions during the early growing season in high-elevation habitats in Colorado are disrupting the timing of various flowering patterns, with potential impacts on many important plant-pollinator relationships.⁷⁷
9. ***Population fragmentation of wolverines in the northern Cascades and Rocky Mountains is expected to increase as spring snow cover retreats over the coming century.***¹²³
10. ***Cutthroat trout populations in the western U.S. are projected to decline by up to 58%, and total trout habitat in the same region is projected to decline by 47%, due to increasing temperatures, seasonal shifts in precipitation, and negative interactions with non-native species.***⁸
11. Comparisons of historical and recent first flowering dates for 178 plant species from North Dakota showed significant shifts occurred in over 40% of species examined, with the greatest changes observed during the two warmest years of the study.⁷⁵
12. Variation in the timing and magnitude of precipitation due to climate change was found to decrease the nutritional quality of grasses, and consequently reduce weight gain of bison in the Konza Prairie in Kansas and the Tallgrass Prairie Preserve in Oklahoma.¹²⁴ Results provide insight into how climate change will affect grazer population dynamics in the future.
13. (a and b) Climatic fluctuations were found to influence mate selection and increase the probability of infidelity in birds that are normally socially monogamous, increasing the gene exchange and the likelihood of offspring survival.¹²⁵
14. Migratory birds monitored in Minnesota over a 40-year period showed significantly earlier arrival dates, particularly in short-distance migrants, indicating that some species are capable of responding to increasing winter temperatures better than others.¹²⁶
15. ***Up to 50% turnover in amphibian species is projected in the eastern U.S. by 2100, including the northern leopard frog, which is projected to experience poleward and elevational range shifts in response to climatic changes in the latter quarter of the century.***¹²⁷
16. ***Studies of black ratsnake (*Elaphe obsoleta*) populations at different latitudes in Canada, Illinois, and Texas suggest that snake populations, particularly in the northern part of their range, could benefit from rising temperatures if there are no negative impacts on their habitat and prey.***¹²⁸
17. Warming-induced hybridization was detected between southern and northern flying squirrels in the Great Lakes region of Ontario, Canada, and in Pennsylvania after a series of warm winters created more overlap in their habitat range, potentially acting to increase population persistence under climate change.¹²⁹

Continued

BIOLOGICAL RESPONSES TO CLIMATE CHANGE (CONTINUED)


18. Some warm-water fishes have moved northwards, and some tropical and subtropical fishes in the northern Gulf of Mexico have increased in temperate ocean habitat.¹³⁰ Similar shifts and invasions have been documented in Long Island Sound and Narragansett Bay in the Atlantic.¹³¹
19. ***Global marine mammal diversity is projected to decline at lower latitudes and increase at higher latitudes due to changes in temperatures and sea ice, with complete loss of optimal habitat for as many as 11 species by mid-century; seal populations living in tropical and temperate waters are particularly at risk to future declines.***¹³²
20. Higher nighttime temperatures and cumulative seasonal rainfalls were correlated with changes in the arrival times of amphibians to wetland breeding sites in South Carolina over a 30-year time period (1978-2008).¹³³
21. Seedling survival of nearly 20 resident and migrant tree species decreased during years of lower rainfall in the Southern Appalachians and the Piedmont areas, indicating that reductions in native species and limited replacement by invading species were likely under climate change.¹³⁴
22. Widespread declines in body size of resident and migrant birds at a bird-banding station in western Pennsylvania were documented over a 40-year period; body sizes of breeding adults were negatively correlated with mean regional temperatures from the preceding year.⁸⁵
23. Over the last 130 years (1880-2010), native bees have advanced their spring arrival in the northeastern U.S. by an average of 10 days, primarily due to increased warming. Plants have also showed a trend of earlier blooming, thus helping preserve the synchrony in timing between plants and pollinators.¹³⁵
24. In the Northwest Atlantic, 24 out of 36 commercially exploited fish stocks showed significant range (latitudinal and depth) shifts between 1968 and 2007 in response to increased sea surface and bottom temperatures.⁵⁵
25. Increases in maximum, and decreases in the annual variability of, sea surface temperatures in the North Atlantic Ocean have promoted growth of small phytoplankton and led to a reorganization in the species composition of primary (phytoplankton) and secondary (zooplankton) producers.¹³⁶
26. Changes in female polar bear reproductive success (decreased litter mass and numbers of yearlings) along the north Alaska coast have been linked to changes in body size and/or body condition following years with lower availability of optimal sea ice habitat.¹³⁷
27. Water temperature data and observations of migration behaviors over a 34-year time period showed that adult pink salmon migrated earlier into Alaskan creeks, and fry advanced the timing of migration out to sea. Shifts in migration timing may increase the potential for a mismatch in optimal environmental conditions for early life stages, and continued warming trends will likely increase pre-spawning mortality and egg mortality rates.⁸⁷
28. Warmer springs in Alaska have caused earlier onset of plant emergence, and decreased spatial variation in growth and availability of forage to breeding caribou. This ultimately reduced calving success in caribou populations.¹³⁸
29. ***Many Hawaiian mountain vegetation types were found to vary in their sensitivity to changes in moisture availability; consequently, climate change will likely influence elevation-related vegetation patterns in this region.***¹³⁹
30. ***Sea level is predicted to rise by 1.6 to 3.3 feet in Hawaiian waters by 2100, consistent with global projections of 1 to 4 feet of sea level rise (see Ch. 2: Our Changing Climate, Key Message 10). This is projected to increase wave heights, the duration of turbidity, and the amount of re-suspended sediment in the water; consequently, this will create potentially stressful conditions for coral reef communities.***¹⁴⁰



© Stephen Dalton/Minden Pictures/Corbis



© Jenny E. Ross/Corbis



© Matthias Breiter/Minden Pictures/Corbis



© Jeffrey Rotman/Corbis

REFERENCES

1. Chapin, F. S., III, P. A. Matson, and P. M. Vitousek, Eds., 2011: *Principles of Terrestrial Ecosystem Ecology*. 2nd ed. Springer Science+Business Media, LLC, 529 pp.
2. Millennium Ecosystem Assessment, 2005: *Ecosystems and Human Well-Being. Health Synthesis*. Island press 53 pp.
3. Staudt, A., A. K. Leidner, J. Howard, K. A. Brauman, J. S. Dukes, L. J. Hansen, C. Paukert, J. Sabo, and L. A. Solórzano, 2013: The added complications of climate change: Understanding and managing biodiversity and ecosystems. *Frontiers in Ecology and the Environment*, **11**, 494-501, doi:10.1890/120275. [Available online at <http://www.esajournals.org/doi/pdf/10.1890/120275>]
4. Staudinger, M. D., N. B. Grimm, A. Staudt, S. L. Carter, F. S. Chapin, III, P. Kareiva, M. Ruckelshaus, and B. A. Stein, 2012: Impacts of Climate Change on Biodiversity, Ecosystems, and Ecosystem Services. Technical Input to the 2013 National Climate Assessment, 296 pp., U.S. Geological Survey, Reston, VA. [Available online at <http://downloads.usgcrp.gov/NCA/Activities/Biodiversity-Ecosystems-and-Ecosystem-Services-Technical-Input.pdf>]
5. Sabo, J. L., T. Sinha, L. C. Bowling, G. H. W. Schoups, W. W. Wallender, M. E. Campana, K. A. Cherkauer, P. L. Fuller, W. L. Graf, J. W. Hopmans, J. S. Kominoski, C. Taylor, S. W. Trimble, R. H. Webb, and E. E. Wohl, 2010: Reclaiming freshwater sustainability in the Cadillac Desert. *Proceedings of the National Academy of Sciences*, **107**, 21263-21269, doi:10.1073/pnas.1009734108. [Available online at <http://www.pnas.org/content/107/50/21263.full.pdf>]
6. Barnett, T. P., D. W. Pierce, H. G. Hidalgo, C. Bonfils, B. D. Santer, T. Das, G. Bala, A. W. Wood, T. Nozawa, A. A. Mirin, D. R. Cayan, and M. D. Dettinger, 2008: Human-induced changes in the hydrology of the western United States. *Science*, **319**, 1080-1083, doi:10.1126/science.1152538. [Available online at <http://www.sciencemag.org/cgi/content/abstract/1152538>]
7. Spooner, D. E., M. A. Xenopoulos, C. Schneider, and D. A. Woolnough, 2011: Coextirpation of host-affiliate relationships in rivers: The role of climate change, water withdrawal, and host-specificity. *Global Change Biology*, **17**, 1720-1732, doi:10.1111/j.1365-2486.2010.02372.x.
8. Wenger, S. J., D. J. Isaak, C. H. Luce, H. M. Neville, K. D. Fausch, J. B. Dunham, D. C. Dauwalter, M. K. Young, M. M. Elsner, B. E. Rieman, A. F. Hamlet, and J. E. Williams, 2011: Flow regime, temperature, and biotic interactions drive differential declines of trout species under climate change. *Proceedings of the National Academy of Sciences*, **108**, 14175-14180, doi:10.1073/pnas.1103097108. [Available online at <http://www.pnas.org/content/108/34/14175.full.pdf+html>]
9. Grimm, N. B., F. S. Chapin, III, B. Bierwagen, P. Gonzalez, P. M. Groffman, Y. Luo, F. Melton, K. Nadelhoffer, A. Pairis, P. A. Raymond, J. Schimel, and C. E. Williamson, 2013: The impacts of climate change on ecosystem structure and function. *Frontiers in Ecology and the Environment*, **11**, 474-482, doi:10.1890/120282. [Available online at <http://www.esajournals.org/doi/pdf/10.1890/120282>]
10. Howarth, R., D. Swaney, G. Billen, J. Garnier, B. Hong, C. Humborg, P. Johnes, C.-M. Mörth, and R. Marino, 2012: Nitrogen fluxes from the landscape are controlled by net anthropogenic nitrogen inputs and by climate. *Frontiers in Ecology and the Environment*, **10**, 37-43, doi:10.1890/100178.
11. Howarth, R. W., D. P. Swaney, E. W. Boyer, R. Marino, N. Jaworski, and C. Goodale, 2006: The influence of climate on average nitrogen export from large watersheds in the Northeastern United States. *Biogeochemistry*, **79**, 163-186, doi:10.1007/s10533-006-9010-1.
12. Sobota, D. J., J. A. Harrison, and R. A. Dahlgren, 2009: Influences of climate, hydrology, and land use on input and export of nitrogen in California watersheds. *Biogeochemistry*, **94**, 43-62, doi:10.1007/s10533-009-9307-y.
13. Justić, D., N. N. Rabalais, and R. E. Turner, 2005: Coupling between climate variability and coastal eutrophication: Evidence and outlook for the northern Gulf of Mexico. *Journal of Sea Research*, **54**, 25-35, doi:10.1016/j.seares.2005.02.008.
14. McIsaac, G. F., M. B. David, G. Z. Gertner, and D. A. Goolsby, 2002: Relating net nitrogen input in the Mississippi River basin to nitrate flux in the lower Mississippi River: A comparison of approaches. *Journal of Environmental Quality*, **31**, 1610-1622, doi:10.2134/jeq2002.1610.
15. Raymond, P. A., N.-H. Oh, R. E. Turner, and W. Brousard, 2008: Anthropogenically enhanced fluxes of water and carbon from the Mississippi River. *Nature*, **451**, 449-452, doi:10.1038/nature06505. [Available online at <http://www.nature.com/nature/journal/v451/n7177/pdf/nature06505.pdf>]
16. Bricker, S., B. Longstaff, W. Dennison, A. Jones, K. Boicourt, C. Wicks, and J. Woerner, 2007: *Effects of Nutrient Enrichment in the Nation's Estuaries: A Decade of Change*. NOAA Coastal Ocean Program Decision Analysis Series No. 26. National Centers for Coastal Ocean Science, 328 pp.
17. Inman, D. L., and S. A. Jenkins, 1999: Climate change and the episodicity of sediment flux of small California rivers. *Journal of Geology*, **107**, 251-270, doi:10.1086/314346. [Available online at <http://www.jstor.org/stable/10.1086/314346>]
18. Clark, E. H., II, 1985: The off-site costs of soil-erosion. *Journal of Soil and Water Conservation*, **40**, 19-22.

19. Pimentel, D., C. Harvey, P. Resosudarmo, K. Sinclair, D. Kurz, M. McNair, S. Crist, L. Shpritz, L. Fitton, R. Saffouri, and R. Blair, 1995: Environmental and economic costs of soil erosion and conservation benefits. *Science*, **267**, 1117-1123, doi:10.1126/science.267.5201.1117.
20. Greig, S. M., D. A. Sear, and P. A. Carling, 2005: The impact of fine sediment accumulation on the survival of incubating salmon progeny: Implications for sediment management. *Science of the Total Environment*, **344**, 241-258, doi:10.1016/j.scitotenv.2005.02.010.
- Julien, H. P., and N. E. Bergeron, 2006: Effect of fine sediment infiltration during the incubation period on Atlantic salmon (*Salmo salar*) embryo survival. *Hydrobiologia*, **563**, 61-71, doi:10.1007/s10750-005-1035-2.
- Newcombe, C. P., and J. O. T. Jensen, 1996: Channel suspended sediment and fisheries: A synthesis for quantitative assessment of risk and impact. *North American Journal of Fisheries Management*, **16**, 693-727, doi:10.1577/1548-8675(1996)016<0693:CSSAFA>2.3.CO;2. [Available online at [http://www.leegov.com/gov/dept/NaturalResources/NPDES/Documents/Best%20Management%20Practices%20\(BMPs\)/Tech%20Manuals/Newcombe_1996_Silt%20_Impacts.pdf](http://www.leegov.com/gov/dept/NaturalResources/NPDES/Documents/Best%20Management%20Practices%20(BMPs)/Tech%20Manuals/Newcombe_1996_Silt%20_Impacts.pdf)]
- Scheurer, K., C. Alewell, D. Banninger, and P. Burkhardt-Holm, 2009: Climate and land-use changes affecting river sediment and brown trout in alpine countries - A review. *Environmental Science and Pollution Research*, **16**, 232-242, doi:10.1007/s11356-008-0075-3.
- Scrivener, J. C., and M. J. Brownlee, 1989: Effects of forest harvesting on spawning gravel and incubation survival of chum (*Oncorhynchus keta*) and coho salmon (*O. kisutch*) in Carnation Creek, British Columbia. *Canadian Journal of Fisheries and Aquatic Sciences*, **46**, 681-696, doi:10.1139/f89-087.
- Suttle, K. B., M. E. Power, J. M. Levine, and C. McNeely, 2004: How fine sediment in riverbeds impairs growth and survival of juvenile salmonids. *Ecological Applications*, **14**, 969-974, doi:10.1890/03-5190.
21. Donohue, I., and J. G. Molinos, 2009: Impacts of increased sediment loads on the ecology of lakes. *Biological Reviews*, **84**, 517-531, doi:10.1111/j.1469-185X.2009.00081.x. [Available online at <http://onlinelibrary.wiley.com/doi/10.1111/j.1469-185X.2009.00081.x/pdf>]
22. Pace, M. L., and J. J. Cole, 2002: Synchronous variation of dissolved organic carbon and color in lakes. *Limnology and Oceanography*, **47**, 333-342, doi:10.4319/lo.2002.47.2.0333. [Available online at <http://www.jstor.org/stable/pdfplus/3068980.pdf>]
- Raymond, P. A., and J. E. Saiers, 2010: Event controlled DOC export from forested watersheds. *Biogeochemistry*, **100**, 197-209, doi:10.1007/s10533-010-9416-7. [Available online at <Go to ISI>://000281568700014]
- Zhang, J., J. Hudson, R. Neal, J. Sereda, T. Clair, M. Turner, D. Jeffries, P. Dillon, L. Molot, K. Somers, and R. Hesslein, 2010: Long-term patterns of dissolved organic carbon in lakes across eastern Canada: Evidence of a pronounced climate effect. *Limnology and Oceanography*, **55**, 30-42, doi:10.4319/lo.2010.55.1.0030.
23. Haaland, S., D. Hongve, H. Laudon, G. Riise, and R. D. Vogt, 2010: Quantifying the drivers of the increasing colored organic matter in boreal surface waters. *Environmental Science & Technology*, **44**, 2975-2980, doi:10.1021/Es903179j.
24. Rose, J. B., C. P. Gerba, and W. Jakubowski, 1991: Survey of potable water-supplies for Cryptosporidium and Giardia. *Environment Science & Technology*, **25**, 1393-1400, doi:10.1021/es00020a005.
25. Connelly, S. J., E. A. Wolyniak, C. E. Williamson, and K. L. Jellison, 2007: Artificial UV-B and solar radiation reduce in vitro infectivity of the human pathogen *Cryptosporidium parvum*. *Environmental Science and Technology*, **41**, 7101-7106, doi:10.1021/es071324r.
- King, B. J., D. Hoefel, D. P. Daminato, S. Fanok, and P. T. Monis, 2008: Solar UV reduces *Cryptosporidium parvum* oocyst infectivity in environmental waters. *Journal of Applied Microbiology*, **104**, 1311-1323, doi:10.1111/J.1365-2672.2007.03658.X. [Available online at <http://onlinelibrary.wiley.com/doi/10.1111/j.1365-2672.2007.03658.x/pdf>]
26. Overholt, E. P., S. R. Hall, C. E. Williamson, C. K. Meikle, M. A. Duffy, and C. E. Caceres, 2012: Solar radiation decreases parasitism in *Daphnia*. *Ecology Letters*, **15**, 47-54, doi:10.1111/J.1461-0248.2011.01707.X. [Available online at <http://onlinelibrary.wiley.com/doi/10.1111/j.1461-0248.2011.01707.x/pdf>]
27. Roy, S. B., L. Chen, E. H. Girvetz, E. P. Maurer, W. B. Mills, and T. M. Grieb, 2012: Projecting water withdrawal and supply for future decades in the U.S. under climate change scenarios. *Environmental Science & Technology*, **46**, 2545-2556, doi:10.1021/es2030774.
28. Justić, D., N. N. Rabalais, and R. E. Turner, 1996: Effects of climate change on hypoxia in coastal waters: A doubled CO₂ scenario for the northern Gulf of Mexico. *Limnology and Oceanography*, **41**, 992-1003, doi:10.4319/lo.1996.41.5.0992. [Available online at https://www.aslo.org/lo/toc/vol_41/issue_5/0992.pdf]
29. David, M. B., L. E. Drinkwater, and G. F. McIsaac, 2010: Sources of nitrate yields in the Mississippi River Basin. *Journal of Environmental Quality*, **39**, 1657-1667, doi:10.2134/jeq2010.0115.
- Raymond, P. A., M. B. David, and J. E. Saiers, 2012: The impact of fertilization and hydrology on nitrate fluxes from Mississippi watersheds. *Current Opinion in Environmental Sustainability*, **4**, 212-218, doi:10.1016/j.cosust.2012.04.001.

30. Schneider, P., and S. J. Hook, 2010: Space observations of inland water bodies show rapid surface warming since 1985. *Geophysical Research Letters*, **37**, 1-5, doi:10.1029/2010GL045059. [Available online at <http://www.leif.org/EOS/2010GL045059.pdf>]
31. Paerl, H. W., and J. Huisman, 2008: Climate - Blooms like it hot. *Science*, **320**, 57-58, doi:10.1126/Science.1155398. [Available online at http://community.gleon.org/sites/default/files/uploaded/Paerl%26Huisman_2008_Science_Blooms_0.pdf]
32. Dodds, W. K., W. W. Bouska, J. L. Eitzmann, T. J. Pilger, K. L. Pitts, A. J. Riley, J. T. Schloesser, and D. J. Thornbrugh, 2009: Eutrophication of U.S. freshwaters: Analysis of potential economic damages. *Environmental Science & Technology*, **43**, 12-19, doi:10.1021/es801217q. [Available online at <http://pubs.acs.org/doi/pdf/10.1021/es801217q>]
33. Paerl, H. W., L. M. Valdes, J. L. Pinckney, M. F. Pehler, J. Dyble, and P. H. Moisaner, 2003: Phytoplankton photopigments as indicators of estuarine and coastal eutrophication. *BioScience*, **53**, 953-964, doi:10.1641/0006-3568(2003)053[0953:PPAIOE]2.0.CO;2. [Available online at <http://www.bioone.org/doi/pdf/10.1641/0006-3568%282003%29053%5B0953%3APPAIOE%5D2.0.CO%3B2>]
34. Peters, D. P. C., A. E. Lugo, F. S. Chapin, III, S. T. A. Pickett, M. Duniway, A. V. Rocha, F. J. Swanson, C. Laney, and J. Jones, 2011: Cross-system comparisons elucidate disturbance complexities and generalities. *Ecosphere*, **2**, 1-26, doi:10.1890/ES11-00115.1. [Available online at <http://www.esajournals.org/doi/pdf/10.1890/ES11-00115.1>]
35. Nelson, E. J., P. Kareiva, M. Ruckelshaus, K. Arkema, G. Geller, E. Girvetz, D. Goodrich, V. Matzek, M. Pinsky, W. Reid, M. Saunders, D. Semmens, and H. Tallis, 2013: Climate change's impact on key ecosystem services and the human well-being they support in the US. *Frontiers in Ecology and the Environment*, **11**, 483-493, doi:10.1890/120312. [Available online at <http://www.esajournals.org/doi/pdf/10.1890/120312>]
36. FitzGerald, D. M., M. S. Fenster, B. A. Argow, and I. V. Buynevich, 2008: Coastal impacts due to sea-level rise. *Annual Review of Earth and Planetary Sciences*, Annual Reviews, 601-647.
- McGranahan, G., D. Balk, and B. Anderson, 2007: The rising tide: Assessing the risks of climate change and human settlements in low elevation coastal zones. *Environment & Urbanization*, **19**, 17-37, doi:10.1177/0956247807076960. [Available online at <http://eau.sagepub.com/content/19/1/17.full.pdf+html>]
37. Shepard, C., V. N. Agostini, B. Gilmer, T. Allen, J. Stone, W. Brooks, and M. W. Beck, 2012: Assessing future risk: Quantifying the effects of sea level rise on storm surge risk for the southern shores of Long Island, New York. *Natural Hazards*, **60**, 727-745, doi:10.1007/s11069-011-0046-8.
38. NIFC, 2012: Wildland Fire Summary and Statistics Annual Report 2011 59 pp., National Interagency Fire Center, Boise, ID. [Available online at http://www.predictiveservices.nifc.gov/intelligence/2011_statsumm/charts_tables.pdf]
39. Alo, C. A., and G. Wang, 2008: Potential future changes of the terrestrial ecosystem based on climate projections by eight general circulation models. *Journal of Geophysical Research-Biogeosciences*, **113**, doi:10.1029/2007JG000528.
- Bergengren, J. C., D. E. Waliser, and Y. L. Yung, 2011: Ecological sensitivity: A biospheric view of climate change. *Climatic Change*, **107**, 433-457, doi:10.1007/s10584-011-0065-1.
- Gonzalez, P., R. P. Neilson, J. M. Lenihan, and R. J. Drake, 2010: Global patterns in the vulnerability of ecosystems to vegetation shifts due to climate change. *Global Ecology and Biogeography*, **19**, 755-768, doi:10.1111/j.1466-8238.2010.00558.x. [Available online at <http://onlinelibrary.wiley.com/doi/10.1111/j.1466-8238.2010.00558.x/pdf>]
- Sitch, S., C. Huntingford, N. Gedney, P. E. Levy, M. Lomas, S. L. Piao, R. Betts, P. Ciais, P. Cox, P. Friedlingstein, C. D. Jones, I. C. Prentice, and F. I. Woodward, 2008: Evaluation of the terrestrial carbon cycle, future plant geography and climate-carbon cycle feedbacks using five Dynamic Global Vegetation Models (DGVMs). *Global Change Biology*, **14**, 2015-2039, doi:10.1111/j.1365-2486.2008.01626.x.
40. Westerling, A. L., M. G. Turner, E. A. H. Smithwick, W. H. Romme, and M. G. Ryan, 2011: Continued warming could transform Greater Yellowstone fire regimes by mid-21st century. *Proceedings of the National Academy of Sciences*, **108**, 13165-13170, doi:10.1073/pnas.1110199108. [Available online at <http://www.pnas.org/content/early/2011/07/20/1110199108.abstract>; <http://www.pnas.org/content/108/32/13165.full.pdf>]
41. Hu, F. S., P. E. Higuera, J. E. Walsh, W. L. Chapman, P. A. Duffy, L. B. Brubaker, and M. L. Chipman, 2010: Tundra burning in Alaska: Linkages to climatic change and sea ice retreat. *Journal of Geophysical Research*, **115**, G04002, doi:10.1029/2009jg001270. [Available online at <http://onlinelibrary.wiley.com/doi/10.1029/2009JG001270/pdf>]
42. Mack, M. C., M. S. Bret-Harte, T. N. Hollingsworth, R. R. Jandt, E. A. G. Schuur, G. R. Shaver, and D. L. Verbyla, 2011: Carbon loss from an unprecedented Arctic tundra wildfire. *Nature*, **475**, 489-492, doi:10.1038/nature10283. [Available online at <http://www.nature.com/nature/journal/v475/n7357/pdf/nature10283.pdf>]
43. Chen, I.-C., J. K. Hill, R. Ohlemüller, D. B. Roy, and C. D. Thomas, 2011: Rapid range shifts of species associated with high levels of climate warming. *Science*, **333**, 1024-1026, doi:10.1126/science.1206432. [Available online at <http://www.sciencemag.org/content/333/6045/1024.abstract>]

44. Staudinger, M. D., S. L. Carter, M. S. Cross, N. S. Dubois, J. E. Duffy, C. Enquist, R. Griffis, J. J. Hellmann, J. J. Lawler, J. O'Leary, S. A. Morrison, L. Sneddon, B. A. Stein, L. M. Thompson, and W. Turner, 2013: Biodiversity in a changing climate: A synthesis of current and projected trends in the US. *Frontiers in Ecology and the Environment*, **11**, 465-473, doi:10.1890/120272. [Available online at <http://www.esajournals.org/doi/pdf/10.1890/120272>]
45. Cheung, W. W. L., V. W. Y. Lam, J. L. Sarmiento, K. Kearney, R. Watson, and D. Pauly, 2009: Projecting global marine biodiversity impacts under climate change scenarios. *Fish and Fisheries*, **10**, 235-251, doi:10.1111/j.1467-2979.2008.00315.x. [Available online at <http://onlinelibrary.wiley.com/doi/10.1111/j.1467-2979.2008.00315.x/abstract>]
- Lawler, J. J., S. L. Shafer, D. White, P. Kareiva, E. P. Maurer, A. R. Blaustein, and P. J. Bartlein, 2009: Projected climate-induced faunal change in the western hemisphere. *Ecology*, **90**, 588-597, doi:10.1890/08-0823.1.
46. Stralberg, D., D. Jongsomjit, C. A. Howell, M. A. Snyder, J. D. Alexander, J. A. Wiens, and T. L. Root, 2009: Re-shuffling of species with climate disruption: A no-analog future for California birds? *PLoS ONE*, **4**, e6825, doi:10.1371/journal.pone.0006825. [Available online at <http://www.plosone.org/article/info%3Adoi%2F10.1371%2Fjournal.pone.0006825>]
47. Beck, P. S. A., G. P. Juday, C. Alix, V. A. Barber, S. E. Winslow, E. E. Sousa, P. Heiser, J. D. Herriges, and S. J. Goetz, 2011: Changes in forest productivity across Alaska consistent with biome shift. *Ecology Letters*, **14**, 373-379, doi:10.1111/j.1461-0248.2011.01598.x.
- Dial, R. J., E. E. Berg, K. Timm, A. McMahon, and J. Geck, 2007: Changes in the alpine forest-tundra ecotone commensurate with recent warming in southcentral Alaska: Evidence from orthophotos and field plots. *Journal of Geophysical Research-Biogeosciences*, **112**, doi:10.1029/2007JG000453.
- Lloyd, A. H., and C. L. Fastie, 2003: Recent changes in treeline forest distribution and structure in interior Alaska. *Ecoscience*, **10**, 176-185. [Available online at http://blogs.middlebury.edu/tree-ring-lab/files/2011/05/Lloyd_Fastie_2003.pdf]
- Suarez, F., D. Binkley, M. W. Kaye, and R. Stottlemyer, 1999: Expansion of forest stands into tundra in the Noatak National Preserve, northwest Alaska. *Ecoscience*, **6**, 465-470. [Available online at <http://www.fort.usgs.gov/Products/Publications/22550/22550.pdf>]
- Wilmking, M., G. P. Juday, V. A. Barber, and H. S. J. Zald, 2004: Recent climate warming forces contrasting growth responses of white spruce at treeline in Alaska through temperature thresholds. *Global Change Biology*, **10**, 1724-1736, doi:10.1111/J.1365-2486.2004.00826.X.
48. Millar, C. I., R. D. Westfall, D. L. Delany, J. C. King, and L. J. Graumlich, 2004: Response of subalpine conifers in the Sierra Nevada, California, USA, to 20th-century warming and decadal climate variability. *Arctic, Antarctic, and Alpine Research*, **36**, 181-200, doi:10.1657/1523-0430(2004)036[0181:rosCit]2.0.co;2.
49. Beckage, B., B. Osborne, D. G. Gavin, C. Pucko, T. Siccama, and T. Perkins, 2008: A rapid upward shift of a forest ecotone during 40 years of warming in the Green Mountains of Vermont. *Proceedings of the National Academy of Sciences*, **105**, 4197-4202, doi:10.1073/pnas.0708921105.
50. Allen, C. D., and D. D. Breshears, 1998: Drought-induced shift of a forest-woodland ecotone: Rapid landscape response to climate variation. *Proceedings of the National Academy of Sciences*, **95**, 14839-14842, doi:10.1073/pnas.95.25.14839. [Available online at <http://www.pnas.org/content/95/25/14839.full.pdf+html>]
51. Kelly, A. E., and M. L. Goulden, 2008: Rapid shifts in plant distribution with recent climate change. *Proceedings of the National Academy of Sciences*, **105**, 11823-11826, doi:10.1073/pnas.0802891105. [Available online at <http://www.pnas.org/content/105/33/11823.full.pdf+html>]
52. Collie, J. S., A. D. Wood, and H. P. Jeffries, 2008: Long-term shifts in the species composition of a coastal fish community. *Canadian Journal of Fisheries and Aquatic Sciences*, **65**, 1352-1365, doi:10.1139/F08-048. [Available online at <http://www.nrcresearchpress.com/doi/pdf/10.1139/F08-048>]
- Lucey, S. M., and J. A. Nye, 2010: Shifting species assemblages in the Northeast US Continental Shelf Large Marine Ecosystem. *Marine Ecology Progress Series*, **415**, 23-33, doi:10.3354/Meps08743.
53. McCay, B. J., W. Weisman, and C. Creed, 2011: Ch. 23: Coping with environmental change: Systemic responses and the roles of property and community in three fisheries. *World Fisheries: A Social-ecological Analysis*, R. E. Ommer, R. I. Perry, K. Cochrane, and P. Cury, Eds., Wiley-Blackwell, 381-400.
- Pinnegar, J. K., W. W. L. Cheung, and M. R. Heath, 2010: Fisheries. *Marine Climate Change Impacts Science Review Annual Report Card 2010-11, MCCIP Science Review*, Marine Climate Change Impacts Partnership, 1-19. [Available online at http://www.mccip.org.uk/media/6995/mccip201011_fisheries.pdf]
54. Caputi, N., R. Melville-Smith, S. de Lestang, A. Pearce, and M. Feng, 2010: The effect of climate change on the western rock lobster (*Panulirus cygnus*) fishery of Western Australia. *Canadian Journal of Fisheries and Aquatic Sciences*, **67**, 85-96, doi:10.1139/f09-167.
- Dulvy, N. K., S. I. Rogers, S. Jennings, V. Stelzenmüller, S. R. Dye, and H. R. Skjoldal, 2008: Climate change and deepening of the North Sea fish assemblage: A biotic indicator of warming seas. *Journal of Applied Ecology*, **45**, 1029-1039, doi:10.1111/j.1365-2664.2008.01488.x.

- Perry, A. L., P. J. Low, J. R. Ellis, and J. D. Reynolds, 2005: Climate change and distribution shifts in marine fishes. *Science*, **308**, 1912-1915, doi:10.1126/science.1111322.
55. Nye, J. A., J. S. Link, J. A. Hare, and W. J. Overholtz, 2009: Changing spatial distribution of fish stocks in relation to climate and population size on the Northeast United States continental shelf. *Marine Ecology Progress Series*, **393**, 111-129, doi:10.3354/meps08220.
56. Bradley, B. A., D. S. Wilcove, and M. Oppenheimer, 2010: Climate change increases risk of plant invasion in the Eastern United States. *Biological Invasions*, **12**, 1855-1872, doi:10.1007/s10530-009-9597-y. [Available online at <http://europepmc.org/abstract/AGR/IND44367832/reload=0;jscsessionid=geMUvZpMPs0zzRUz8D6h.2>]
57. Wolken, J. M., T. N. Hollingsworth, T. S. Rupp, F. S. Chapin, III, S. F. Trainor, T. M. Barrett, P. F. Sullivan, A. D. McGuire, E. S. Euskirchen, P. E. Hennon, E. A. Beever, J. S. Conn, L. K. Crone, D. V. D'Amore, N. Fresco, T. A. Hanley, K. Kielland, J. J. Kruse, T. Patterson, E. A. G. Schuur, D. L. Verbyla, and J. Yarie, 2011: Evidence and implications of recent and projected climate change in Alaska's forest ecosystems. *Ecosphere*, **2**, art124, doi:10.1890/es11-00288.1.
58. Albani, M., P. R. Moorcroft, A. M. Ellison, D. A. Orwig, and D. R. Foster, 2010: Predicting the impact of hemlock woolly adelgid on carbon dynamics of eastern United States forests. *Canadian Journal of Forest Research*, **40**, 119-133, doi:10.1139/x09-167. [Available online at <http://www.nrcresearchpress.com/doi/pdf/10.1139/X09-167>]
- Dukes, J. S., J. Pontius, D. Orwig, J. R. Garnas, V. L. Rodgers, N. Brazee, B. Cooke, K. A. Theoharides, E. E. Stange, R. Harrington, J. Ehrenfeld, J. Gurevitch, M. Lerda, K. Stinson, R. Wick, and M. Ayres, 2009: Responses of insect pests, pathogens, and invasive plant species to climate change in the forests of northeastern North America: What can we predict? *Canadian Journal of Forest Research*, **39**, 231-248, doi:10.1139/X08-171. [Available online at <http://www.nrcresearchpress.com/doi/pdf/10.1139/X08-171>]
- Orwig, D. A., J. R. Thompson, N. A. Povak, M. Manner, D. Niebyl, and D. R. Foster, 2012: A foundation tree at the precipice: *Tsuga canadensis* health after the arrival of *Adelges tsugae* in central New England. *Ecosphere*, **3**, Article 10, 11-16, doi:10.1890/es11-0277.1.
- Paradis, A., J. Elkinton, K. Hayhoe, and J. Buonaccorsi, 2008: Role of winter temperature and climate change on the survival and future range expansion of the hemlock woolly adelgid (*Adelges tsugae*) in eastern North America. *Mitigation and Adaptation Strategies for Global Change*, **13**, 541-554, doi:10.1007/s11027-007-9127-0. [Available online at http://www.northeastclimateimpacts.org/pdf/miti/paradis_et_al.pdf]
59. Pimentel, D., R. Zuniga, and D. Morrison, 2005: Update on the environmental and economic costs associated with alien-invasive species in the United States. *Ecological Economics*, **52**, 273-288, doi:10.1016/j.ecolecon.2004.10.002.
60. Dukes, J. S., N. R. Chiariello, S. R. Loarie, and C. B. Field, 2011: Strong response of an invasive plant species (*Centaurea solstitialis* L.) to global environmental changes. *Ecological Applications*, **21**, 1887-1894, doi:10.1890/11-0111.1. [Available online at <http://www.esajournals.org/doi/pdf/10.1890/11-0111.1>]
61. Eagle, A. J., M. E. Eiswerth, W. S. Johnson, S. E. Schoenig, and G. C. van Kooten, 2007: Costs and losses imposed on California ranchers by yellow starthistle. *Rangeland Ecology & Management*, **60**, 369-377, doi:10.2111/1551-5028(2007)60[369:calioc]2.0.co;2.
62. Gerlach, J. D., 2004: The impacts of serial land-use changes and biological invasions on soil water resources in California, USA. *Journal of Arid Environments*, **57**, 365-379, doi:10.1016/s0140-1963(03)00102-2.
63. Esque, T. C., C. R. Schwalbe, L. J. A., D. F. Haines, D. Foster, and M. C. Garnett, 2007: Buffelgrass fuel loads in Saguaro National Park, Arizona, increase fire danger and threaten native species. *Park Science*, **24**, 33-37. [Available online at [http://www.nature.nps.gov/ParkScience/archive/PDF/Article_PDFs/ParkScience24\(2\)Winter2006-2007_33-37_56_Esque_2546.pdf](http://www.nature.nps.gov/ParkScience/archive/PDF/Article_PDFs/ParkScience24(2)Winter2006-2007_33-37_56_Esque_2546.pdf)]
- Esque, T. C., C. R. Schwalbe, D. F. Haines, and W. L. Halvorson, 2004: Saguaros under siege: Invasive species and fire. *Desert Plants*, **20**, 49-55.
64. Raffa, K. F., B. H. Aukema, B. J. Bentz, A. L. Carroll, J. A. Hicke, M. G. Turner, and W. H. Romme, 2008: Cross-scale drivers of natural disturbances prone to anthropogenic amplification: The dynamics of bark beetle eruptions. *BioScience*, **58**, 501-517, doi:10.1641/b580607. [Available online at <http://www.jstor.org/stable/pdfplus/10.1641/B580607.pdf>]
65. Bentz, B. J., J. Régnière, C. J. Fettig, E. M. Hansen, J. L. Hayes, J. A. Hicke, R. G. Kelsey, J. F. Negrón, and S. J. Seybold, 2010: Climate change and bark beetles of the Western United States and Canada: Direct and indirect effects. *BioScience*, **60**, 602-613, doi:10.1525/Bio.2010.60.8.6. [Available online at <http://www.bioone.org/doi/pdf/10.1525/bio.2010.60.8.6>]
- Berg, E. E., J. D. Henry, C. L. Fastie, A. D. De Volder, and S. M. Matsuoka, 2006: Spruce beetle outbreaks on the Kenai Peninsula, Alaska, and Kluane National Park and Reserve, Yukon Territory: Relationship to summer temperatures and regional differences in disturbance regimes. *Forest Ecology and Management*, **227**, 219-232, doi:10.1016/j.foreco.2006.02.038.
66. Logan, J. A., W. W. Macfarlane, and L. Willcox, 2010: White-bark pine vulnerability to climate change induced mountain pine beetle disturbance in the Greater Yellowstone Eco-

- system. *Ecological Application*, **20**, 895-902, doi:10.1890/09-0655.1. [Available online at <http://www.esajournals.org/doi/pdf/10.1890/09-0655.1>]
67. Ragen, T. J., H. P. Huntington, and G. K. Hovelsrud, 2008: Conservation of Arctic marine mammals faced with climate change. *Ecological Applications*, **18**, S166-S174, doi:10.1890/06-0734.1. [Available online at <http://www.esajournals.org/doi/pdf/10.1890/06-0734.1>]
68. USFWS, 2008: Endangered and threatened wildlife and plants; determination of threatened status for the polar bear (*Ursus maritimus*) throughout its range. Final rule. U.S. Fish Wildlife Service. *Federal Register*, **73**, 28211-28303. [Available online at <http://www.fws.gov/policy/library/2008/E8-11105.html>]
69. NOAA, 2012: Endangered and threatened species; threatened status for the Arctic, Okhotsk, and Baltic subspecies of the ringed seal and endangered status for the Ladoga subspecies of the ringed seal; final rule. *Federal Register*, **77**, 76705-76738. [Available online at <http://www.gpo.gov/fdsys/pkg/FR-2012-12-28/html/2012-31066.htm>]
70. Parmesan, C., 2007: Influences of species, latitudes and methodologies on estimates of phenological response to global warming. *Global Change Biology*, **13**, 1860-1872, doi:10.1111/j.1365-2486.2007.01404.x. [Available online at <http://onlinelibrary.wiley.com/doi/10.1111/j.1365-2486.2007.01404.x/pdf>]
- Parmesan, C., and G. Yohe, 2003: A globally coherent fingerprint of climate change impacts across natural systems. *Nature*, **421**, 37-42, doi:10.1038/nature01286. [Available online at http://www.discoverlife.org/pa/or/polistes/pr/2010nsf_macro/references/Parmesan_and_Yohe2003.pdf]
- Root, T. L., J. T. Price, K. R. Hall, S. H. Schneider, C. Rosenzweig, and J. A. Pounds, 2003: Fingerprints of global warming on wild animals and plants. *Nature*, **421**, 57-60, doi:10.1038/nature01333. [Available online at http://stephenschneider.stanford.edu/Publications/PDF_Papers/TLRetal-NaturePublished.pdf]
71. USA National Phenology Network, 2012: Phenology as a Bio-Indicator of Climate Change Impacts on People and Ecosystems: Towards an Integrated National Assessment Approach. USA-NPN Technical Report Series 2012-003. Technical Input Report 2011-043 for the US Global Change Research Program 2013 National Climate Assessment, 45 pp, Tucson, AZ.
72. Schwartz, M. D., R. Ahas, and A. Aasa, 2006: Onset of spring starting earlier across the Northern Hemisphere. *Global Change Biology*, **12**, 343-351, doi:10.1111/j.1365-2486.2005.01097.x.
73. Ault, T. R., A. K. Macalady, G. T. Pederson, J. L. Betancourt, and M. D. Schwartz, 2011: Northern hemisphere modes of variability and the timing of spring in western North America. *Journal of Climate*, **24**, 4003-4014, doi:10.1175/2011jcli4069.1. [Available online at <http://journals.ametsoc.org/doi/pdf/10.1175/2011JCLI4069.1>]
74. Cayan, D. R., S. A. Kammerdiener, M. D. Dettinger, J. M. Caprio, and D. H. Peterson, 2001: Changes in the onset of spring in the western United States. *Bulletin of the American Meteorological Society*, **82**, 399-416, doi:10.1175/1520-0477(2001)082<0399:citoos>2.3.co;2.
- McEwan, R. W., R. J. Brecha, D. R. Geiger, and G. P. John, 2011: Flowering phenology change and climate warming in southwestern Ohio. *Plant Ecology*, **212**, 55-61, doi:10.1007/s11258-010-9801-2.
- Zhao, T. T., and M. D. Schwartz, 2003: Examining the onset of spring in Wisconsin. *Climate Research*, **24**, 59-70, doi:10.3354/cr024059.
75. Dunnell, K. L., and S. E. Travers, 2011: Shifts in the flowering phenology of the Northern Great Plains: Patterns over 100 years. *American Journal of Botany*, **98**, 935-945, doi:10.3732/ajb.1000363. [Available online at <http://www.amjbot.org/content/98/6/935.full.pdf+html>]
76. Aldridge, G., D. W. Inouye, J. R. K. Forrest, W. A. Barr, and A. J. Miller-Rushing, 2011: Emergence of a mid-season period of low floral resources in a montane meadow ecosystem associated with climate change. *Journal of Ecology*, **99**, 905-913, doi:10.1111/j.1365-2745.2011.01826.x.
77. Forrest, J. R. K., and J. D. Thomson, 2011: An examination of synchrony between insect emergence and flowering in Rocky Mountain meadows. *Ecological Monographs*, **81**, 469-491, doi:10.1890/10-1885.1. [Available online at <http://www.esajournals.org/doi/pdf/10.1890/10-1885.1>]
78. Beaubien, E., and A. Hamann, 2011: Spring flowering response to climate change between 1936 and 2006 in Alberta, Canada. *BioScience*, **61**, 514-524, doi:10.1525/bio.2011.61.7.6.
- Huntington, T. G., A. D. Richardson, K. J. McGuire, and K. Hayhoe, 2009: Climate and hydrological changes in the northeastern United States: Recent trends and implications for forested and aquatic ecosystems. *Canadian Journal of Forest Research*, **39**, 199-212, doi:10.1139/X08-116.
- Jeong, S. J., C. H. Ho, H. J. Gim, and M. E. Brown, 2011: Phenology shifts at start vs. end of growing season in temperate vegetation over the Northern Hemisphere for the period 1982-2008. *Global Change Biology*, **17**, 2385-2399, doi:10.1111/j.1365-2486.2011.02397.x. [Available online at <http://onlinelibrary.wiley.com/doi/10.1111/j.1365-2486.2011.02397.x/pdf>]
79. Muller, R. N., and F. H. Bormann, 1976: Role of *Erythronium americanum* Ker. in energy flow and nutrient dynamics of a northern hardwood forest ecosystem. *Science*, **193**, 1126-1128, doi:10.1126/science.193.4258.1126.

80. Groffman, P. M., L. E. Rustad, P. H. Templer, J. L. Campbell, L. M. Christenson, N. K. Lany, A. M. Socci, M. A. Vadeboncouer, P. G. Schaberg, G. F. Wilson, C. T. Driscoll, T. J. Fahey, M. C. Fisk, C. L. Goodale, M. B. Green, S. P. Hamburg, C. E. Johnson, M. J. Mitchell, J. L. Morse, L. H. Pardo, and N. L. Rodenhouse, 2012: Long-term integrated studies show complex and surprising effects of climate change in the northern hardwood forest. *BioScience*, **62**, 1056-1066, doi:10.1525/bio.2012.62.12.7.
81. Rogers, C. A., P. M. Wayne, E. A. Macklin, M. L. Muilenberg, C. J. Wagner, P. R. Epstein, and F. A. Bazzaz, 2006: Interaction of the onset of spring and elevated atmospheric CO₂ on ragweed (*Ambrosia artemisiifolia* L.) pollen production. *Environmental Health Perspectives*, **114**, 865-869, doi:10.1289/ehp.8549. [Available online at <http://www.ncbi.nlm.nih.gov/pmc/articles/PMC1480488/pdf/ehp0114-000865.pdf>]
82. MacMynowski, D. P., T. L. Root, G. Ballard, and G. R. Guepel, 2007: Changes in spring arrival of Nearctic-Neotropical migrants attributed to multiscalar climate. *Global Change Biology*, **13**, 2239-2251, doi:10.1111/j.1365-2486.2007.01448.x. [Available online at <http://onlinelibrary.wiley.com/doi/10.1111/j.1365-2486.2007.01448.x/pdf>]
83. MacMynowski, D. P., and T. L. Root, 2007: Climate and the complexity of migratory phenology: Sexes, migratory distance, and arrival distributions. *International Journal of Biometeorology*, **51**, 361-373, doi:10.1007/s00484-006-0084-1.
84. Miller-Rushing, A. J., T. L. Lloyd-Evans, R. B. Primack, and P. Satzing, 2008: Bird migration times, climate change, and changing population sizes. *Global Change Biology*, **14**, 1959-1972, doi:10.1111/j.1365-2486.2008.01619.x. [Available online at <http://onlinelibrary.wiley.com/doi/10.1111/j.1365-2486.2008.01619.x/pdf>]
85. Van Buskirk, J., R. S. Mulvihill, and R. C. Leberman, 2008: Variable shifts in spring and autumn migration phenology in North American songbirds associated with climate change. *Global Change Biology*, **15**, 760-771, doi:10.1111/j.1365-2486.2008.01751.x.
86. Jones, T., and W. Cresswell, 2010: The phenology mismatch hypothesis: Are declines of migrant birds linked to uneven global climate change? *Journal of Animal Ecology*, **79**, 98-108, doi:10.1111/j.1365-2656.2009.01610.x. [Available online at <http://onlinelibrary.wiley.com/doi/10.1111/j.1365-2656.2009.01610.x/pdf>]
87. Taylor, S. G., 2008: Climate warming causes phenological shift in Pink Salmon, *Oncorhynchus gorbuscha*, behavior at Auke Creek, Alaska. *Global Change Biology*, **14**, 229-235, doi:10.1111/j.1365-2486.2007.01494.x.
88. Link, J. S., D. Yermane, L. J. Shannon, M. Coll, Y. J. Shin, L. Hill, and M. D. Borges, 2010: Relating marine ecosystem indicators to fishing and environmental drivers: An elucidation of contrasting responses. *ICES Journal of Marine Science*, **67**, 787-795, doi:10.1093/icesjms/fsp258.
- Stein, B. A., A. Staudt, M. S. Cross, N. S. Dubois, C. Enquist, R. Griffis, L. J. Hansen, J. J. Hellmann, J. J. Lawler, E. J. Nelson, and A. Pairis, 2013: Preparing for and managing change: Climate adaptation for biodiversity and ecosystems. *Frontiers in Ecology and the Environment*, **11**, 502-510, doi:10.1890/120277. [Available online at <http://www.esajournals.org/doi/pdf/10.1890/120277>]
89. West, J. M., S. H. Julius, P. Kareiva, C. Enquist, J. J. Lawler, B. Petersen, A. E. Johnson, and M. R. Shaw, 2009: US natural resources and climate change: Concepts and approaches for management adaptation. *Environmental Management*, **44**, 1001-1021, doi:10.1007/s00267-009-9345-1.
90. Williams, B. K., R. C. Szaro, and C. D. Shapiro, 2009: *Adaptive Management: The US Department of the Interior Technical Guide*. U.S. Department of the Interior, Adaptive Management Working Group. [Available online at <http://www.doi.gov/initiatives/AdaptiveManagement/TechGuide.pdf>]
91. Glick, P., B. A. Stein, and N. A. Edelson, 2011: *Scanning the Conservation Horizon: A Guide to Climate Change Vulnerability Assessment*. National Wildlife Federation 176 pp.
- Rowland, E. L., J. E. Davison, and L. J. Graumlich, 2011: Approaches to evaluating climate change impacts on species: A guide to initiating the adaptation planning process. *Environmental Management*, **47**, 322-337, doi:10.1007/s00267-010-9608-x.
92. Weeks, D., P. Malone, and L. Welling, 2011: Climate change scenario planning: A tool for managing parks into uncertain futures. *Park Science*, **28**, 26-33. [Available online at http://oceanservice.noaa.gov/education/pd/climate/teachingclimate/parksciencespecialissue_on_climate.pdf#page=26]
93. CEQ, 2011: Federal Actions for a Climate Resilient Nation: Progress Report of the Interagency Climate Change Adaptation Task Force, 32 pp., The White House Council on Environmental Quality, Office of Science and Technology Policy, Climate Change Adaptation Task Force, Washington, D.C. [Available online at http://www.whitehouse.gov/sites/default/files/microsites/ceq/2011_adaptation_progress_report.pdf]
- EPA, 2009: A Framework for Categorizing the Relative Vulnerability of Threatened and Endangered Species to Climate Change. EPA/600/R-09/011, 121 pp., U.S. Environmental Protection Agency, National Center for Environmental Assessment, Washington, D.C. [Available online at http://ofmpub.epa.gov/eims/eimscomm.getfile?p_download_id=492883]
- NOAA, cited 2012: NOAA Proposes Listing Ringed and Bearded Seals as Threatened Under Endangered Species Act. National Oceanic and Atmospheric Administration. [Available online at http://www.noaa.gov/stories/2010/20101203_sealsesa.html]
94. Peterson, D. L., C. I. Millar, L. A. Joyce, M. J. Furniss, J. E. Halofsky, R. P. Neilson, and T. L. Morelli, 2011: Respond-

- ing to climate change on national forests: A guidebook for developing adaptation options. General Technical Report PNW-GTR-855, 118 pp., U.S. Department of Agriculture, U.S. Forest Service, Pacific Northwest Research Station. [Available online at http://www.fs.fed.us/pnw/pubs/pnw_gtr855.pdf]
95. AFWA, 2009: Voluntary Guidance for States to Incorporate Climate Change Into State Wildlife Action Plans and Other Management Plans. H. Michael, A. O'Brien, M. Humpert, A. Choudhury, and T. Rentz, Eds., 50 pp., Association of Fish and Wildlife Agencies, Washington, D.C. [Available online at http://www.fishwildlife.org/files/AFWA-Voluntary-Guidance-Incorporating-Climate-Change_SWAP.pdf]
 96. Cross, M. S., P. D. McCarthy, G. Garfin, D. Gori, and C. A. F. Enquist, 2013: Accelerating climate change adaptation for natural resources in southwestern United States. *Conservation Biology*, **27**, 4-13, doi:10.1111/j.1523-1739.2012.01954.x. [Available online at <http://www.ncbi.nlm.nih.gov/pmc/articles/PMC3562478/>]
 97. Halofsky, J. E., D. L. Peterson, M. J. Furniss, L. A. Joyce, C. I. Millar, and R. P. Neilson, 2011: Workshop approach for developing climate change adaptation strategies and actions for natural resource management agencies in the United States. *Journal of Forestry*, **109**, 219-225.
 98. Colls, A., N. Ash, and N. Ikkala, 2009: *Ecosystem-based Adaptation: A Natural Response to Climate Change*. International Union for Conservation of Nature and Natural Resources, 16 pp. [Available online at <http://data.iucn.org/dbtw-wpd/edocs/2009-049.pdf>]
- The World Bank, 2010: Economics of Adaptation to Climate Change: Social Synthesis Report. The International Bank for Reconstruction and Development, 136 pp., The World Bank, The International Bank for Reconstruction and Development, Washington, D.C.
- Vignola, R., B. Locatelli, C. Martinez, and P. Imbach, 2009: Ecosystem-based adaptation to climate change: What role for policy-makers, society and scientists? *Mitigation and Adaptation Strategies for Global Change*, **14**, 691-696, doi:10.1007/s11027-009-9193-6.
99. Leadley, P., H. M. Pereira, R. Alkemade, J. F. Fernandez-Manjarres, V. Proenca, and J. P. W. Scharlemann, 2010: *Biodiversity Scenarios: Projections of 21st Century Change in Biodiversity and Associated Ecosystem Services. A Technical Report for the Global Biodiversity Outlook 3*. Vol. 2010, Secretariat of the Convention on Biological Diversity, Montreal, Technical Series no. 50, 132 pp. [Available online at <http://www.cbd.int/doc/publications/cbd-ts-50-en.pdf>]
 100. Kershner, J., cited 2010: North Carolina Sea Level Rise Project [Case study on a project of NOAA's Center for Sponsored Coastal Ocean Research]. Product of EcoAdapt's State of Adaptation Program. [Available online at <http://www.cakex.org/case-studies/2787>]
 - Shaffer, G. P., J. W. Day Jr, S. Mack, G. P. Kemp, I. van Heerden, M. A. Poirrier, K. A. Westphal, D. FitzGerald, A. Milanes, C. A. Morris, R. Bea, and P. S. Penland, 2009: The MRGO Navigation Project: A massive human-induced environmental, economic, and storm disaster. *Journal of Coastal Research*, 206-224, doi:10.2112/SI54-004.1.
 101. Chetkiewicz, C. L. B., C. C. St Clair, and M. S. Boyce, 2006: Corridors for conservation: Integrating pattern and process. *Annual Review of Ecology, Evolution, and Systematics*, **37**, 217-342, doi:10.1146/annurev.ecolsys.37.091305.110050.
 102. Poiani, K. A., R. L. Goldman, J. Hobson, J. M. Hoekstra, and K. S. Nelson, 2011: Redesigning biodiversity conservation projects for climate change: Examples from the field. *Biodiversity and Conservation*, **20**, 185-201, doi:10.1007/s10531-010-9954-2. [Available online at <http://link.springer.com/content/pdf/10.1007%2Fs10531-010-9954-2>]
 103. Schwartz, M. W., J. J. Hellmann, J. M. McLachlan, D. F. Sax, J. O. Borevitz, J. Brennan, A. E. Camacho, G. Ceballos, J. R. Clark, H. Doremus, R. Early, J. R. Etterson, D. Fielder, J. L. Gill, P. Gonzalez, N. Green, L. Hannah, D. W. Jamieson, D. Javeline, B. A. Minter, J. Odenbaugh, S. Polasky, D. M. Richardson, T. L. Root, H. D. Safford, O. Sala, S. H. Schneider, A. R. Thompson, J. W. Williams, M. Vellend, P. Vitt, and S. Zellmer, 2012: Managed relocation: Integrating the scientific, regulatory, and ethical challenges. *BioScience*, **62**, 732-743, doi:10.1525/bio.2012.62.8.6.
 104. Anderson, M. G., and C. E. Ferree, 2010: Conserving the stage: Climate change and the geophysical underpinnings of species diversity. *PLoS ONE*, **5**, e11554, doi:10.1371/journal.pone.0011554.
- Beier, P., and B. Brost, 2010: Use of land facets to plan for climate change: Conserving the arenas, not the actors. *Conservation Biology*, **24**, 701-710, doi:10.1111/j.1523-1739.2009.01422.x.
- Groves, C. R., E. T. Game, M. G. Anderson, M. Cross, C. Enquist, Z. Ferdaña, E. Girvetz, A. Gondor, K. R. Hall, J. Higgins, R. Marshall, K. Popper, S. Schill, and S. L. Shafer, 2012: Incorporating climate change into systematic conservation planning. *Biodiversity and Conservation*, **21**, 1651-1671, doi:10.1007/s10531-012-0269-3. [Available online at <http://link.springer.com/content/pdf/10.1007%2Fs10531-012-0269-3>]
- Hunter, M. L., Jr., G. L. Jacobson, Jr., and T. Webb, III, 1988: Paleoecology and the coarse-filter approach to maintaining biological diversity. *Conservation Biology*, **2**, 375-385, doi:10.1111/j.1523-1739.1988.tb00202.x. [Available online at <http://onlinelibrary.wiley.com/doi/10.1111/j.1523-1739.1988.tb00202.x/pdf>]
105. Camacho, A., H. Doremus, J. McLachlan, and B. Minter, 2010: Reassessing conservation goals in a changing climate. *Issues In Science and Technology*, **26**, 2012-2048. [Available online at http://www.issues.org/26.4/p_camacho.html]

106. Battin, J., M. W. Wiley, M. H. Ruckelshaus, R. N. Palmer, E. Korb, K. K. Bartz, and H. Imaki, 2007: Projected impacts of climate change on salmon habitat restoration. *Proceedings of the National Academy of Sciences*, **104**, 6720-6725, doi:10.1073/pnas.0701685104. [Available online at <http://www.pnas.org/content/104/16/6720.full.pdf+html>]
107. Nuñez, T. A., J. J. Lawler, B. H. McRae, D. J. Pierce, M. B. Krosby, D. M. Kavanagh, P. H. Singleton, and J. J. Tewksbury, 2013: Connectivity planning to address climate change. *Conservation Biology*, **27**, 407-416, doi:10.1111/cobi.12014. [Available online at <http://onlinelibrary.wiley.com/doi/10.1111/cobi.12014/pdf>]
108. Lawler, J. J., C. A. Schloss, and A. E. Ettinger, 2013: Climate change: Anticipating and adapting to the impacts on terrestrial species. *Encyclopedia of Biodiversity*, 2nd ed., S. A. Levin, Ed., Academic Press.
109. Ruhl, J. B., 2010: Climate change adaptation and the structural transformation of environmental law. FSU College of Law, Public Law Research Paper No. 406 *Environmental Law*, **40**, 363-431. [Available online at <http://ssrn.com/abstract=1517374>]
110. NPS, cited 2012: Las Conchas Post-Fire Response Plan. U.S. National Parks Service. [Available online at <http://www.nps.gov/fire/>]
111. Westerling, A. L., H. G. Hidalgo, D. R. Cayan, and T. W. Swetnam, 2006: Warming and earlier spring increase western U.S. forest wildfire activity. *Science*, **313**, 940-943, doi:10.1126/science.1128834.
112. Woodhouse, C. A., D. M. Meko, G. M. MacDonald, D. W. Stahle, and E. R. Cook, 2010: A 1,200-year perspective of 21st century drought in southwestern North America. *Proceedings of the National Academy of Sciences*, **107**, 21283-21288, doi:10.1073/pnas.0911197107. [Available online at <http://www.pnas.org/content/107/50/21283.full>]
113. Jonsson, A. M., G. Appelberg, S. Harding, and L. Bärning, 2009: Spatio-temporal impact of climate change on the activity and voltinism of the spruce bark beetle, *Ips typographus*. *Global Change Biology*, **15**, 486-499, doi:10.1111/j.1365-2486.2008.01742.x. [Available online at <http://onlinelibrary.wiley.com/doi/10.1111/j.1365-2486.2008.01742.x/pdf>]
114. Schoennagel, T., R. L. Sherriff, and T. T. Veblen, 2011: Fire history and tree recruitment in the Colorado Front Range upper montane zone: Implications for forest restoration. *Ecological Applications*, **21**, 2210-2222, doi:10.1890/10-1222.1. [Available online at http://frontrangeroundtable.org/uploads/Schoennagel_et_al_Front_Range_Upper_Montane_EA_2011.pdf]
115. Hoffman, C., R. Parsons, P. Morgan, and R. Mell, 2010: Numerical simulation of crown fire hazard following bark beetle-caused mortality in lodgepole pine forests. *Proceedings of 3rd Fire Behavior and Fuels Conference*, Spokane, Washington, USA, The International Association of Wildland Fire. [Available online at http://www.fs.fed.us/rm/pubs_other/rmrs_2010_hoffman_c001.pdf]
116. Harley, C. D. G., 2011: Climate change, keystone predation, and biodiversity loss. *Science*, **334**, 1124-1127, doi:10.1126/science.1210199.
117. Wiebe, K. L., and H. Gerstmar, 2010: Influence of spring temperatures and individual traits on reproductive timing and success in a migratory woodpecker. *The Auk*, **127**, 917-925, doi:10.1525/auk.2010.10025. [Available online at <http://www.bioone.org/doi/pdf/10.1525/auk.2010.10025>]
118. Van Mantgem, P. J., N. L. Stephenson, J. C. Byrne, L. D. Daniels, J. F. Franklin, P. Z. Fule, M. E. Harmon, A. J. Larson, J. M. Smith, A. H. Taylor, and T. T. Veblen, 2009: Widespread increase of tree mortality rates in the western United States. *Science*, **323**, 521-524, doi:10.1126/science.1165000.
119. Peline, S. L., J. A. Keppel, A. Kelley, and J. Hellmann, 2010: Adaptation to host plants may prevent rapid insect responses to climate change. *Global Change Biology*, **16**, 2923-2929, doi:10.1111/j.1365-2486.2010.02177.x. [Available online at <http://onlinelibrary.wiley.com/doi/10.1111/j.1365-2486.2010.02177.x/pdf>]
120. Moritz, C., J. L. Patton, C. J. Conroy, J. L. Parra, G. C. White, and S. R. Beissinger, 2008: Impact of a century of climate change on small-mammal communities in Yosemite National Park, USA. *Science*, **322**, 261-264, doi:10.1126/science.1163428.
121. Peery, M. Z., R. J. Gutiérrez, R. Kirby, O. E. LeDee, and W. LaHaye, 2012: Climate change and spotted owls: Potentially contrasting responses in the Southwestern United States. *Global Change Biology*, **18**, 865-880, doi:10.1111/j.1365-2486.2011.02564.x. [Available online at <http://onlinelibrary.wiley.com/doi/10.1111/j.1365-2486.2011.02564.x/pdf>]
122. Anderegg, W. R. L., J. M. Kane, and L. D. L. Anderegg, 2012: Consequences of widespread tree mortality triggered by drought and temperature stress. *Nature Climate Change*, **3**, 30-36, doi:10.1038/nclimate1635.
123. McKelvey, K. S., J. P. Copeland, M. K. Schwartz, J. S. Littell, K. B. Aubry, J. R. Squires, S. A. Parks, M. M. Elsner, and G. S. Mauger, 2011: Climate change predicted to shift wolverine distributions, connectivity, and dispersal corridors. *Ecological Applications*, **21**, 2882-2897, doi:10.1890/10-2206.1. [Available online at http://www.fs.fed.us/rm/pubs_other/rmrs_2011_mckelvey_k001.pdf]
124. Craine, J. M., E. G. Towne, A. Joern, and R. G. Hamilton, 2008: Consequences of climate variability for the performance of bison in tallgrass prairie. *Global Change Biology*, **15**, 772-779, doi:10.1111/j.1365-2486.2008.01769.x.
125. Botero, C. A., and D. R. Rubenstein, 2012: Fluctuating environments, sexual selection and the evolution of flexible mate choice in birds. *PLoS ONE*, **7**, e32311, doi:10.1371/journal.pone.0032311.

126. Swanson, D. L., and J. S. Palmer, 2009: Spring migration phenology of birds in the Northern Prairie region is correlated with local climate change. *Journal of Field Ornithology*, **80**, 351-363, doi:10.1111/j.1557-9263.2009.00241.x. [Available online at <http://onlinelibrary.wiley.com/doi/10.1111/j.1557-9263.2009.00241.x/pdf>]
127. Lawler, J. J., S. L. Shafer, B. A. Bancroft, and A. R. Blaustein, 2010: Projected climate impacts for the amphibians of the Western Hemisphere. *Conservation Biology*, **24**, 38-50, doi:10.1111/j.1523-1739.2009.01403.x. [Available online at <http://onlinelibrary.wiley.com/doi/10.1111/j.1523-1739.2009.01403.x/pdf>]
128. Sperry, J. H., G. Blouin-Demers, G. L. F. Carfagno, and P. J. Weatherhead, 2010: Latitudinal variation in seasonal activity and mortality in ratsnakes (*Elaphe obsoleta*). *Ecology*, **91**, 1860-1866, doi:10.1890/09-1154.1.
129. Garroway, C. J., J. Bowman, T. J. Cascaden, G. L. Holloway, C. G. Mahan, J. R. Malcolm, M. A. Steele, G. Turner, and P. J. Wilson, 2009: Climate change induced hybridization in flying squirrels. *Global Change Biology*, **16**, 113-121, doi:10.1111/j.1365-2486.2009.01948.x. [Available online at <http://onlinelibrary.wiley.com/doi/10.1111/j.1365-2486.2009.01948.x/pdf>]
130. Fodrie, F., K. L. Heck, S. P. Powers, W. M. Graham, and K. L. Robinson, 2009: Climate-related, decadal-scale assemblage changes of seagrass-associated fishes in the northern Gulf of Mexico. *Global Change Biology*, **16**, 48-59, doi:10.1111/j.1365-2486.2009.01889.x. [Available online at <http://onlinelibrary.wiley.com/doi/10.1111/j.1365-2486.2009.01889.x/pdf>]
131. Wood, A. J. M., J. S. Collie, and J. A. Hare, 2009: A comparison between warm-water fish assemblages of Narragansett Bay and those of Long Island Sound waters. *Fishery Bulletin*, **107**, 89-100.
132. Kaschner, K., D. P. Tittensor, J. Ready, T. Gerrodette, and B. Worm, 2011: Current and future patterns of global marine mammal biodiversity. *PLoS ONE*, **6**, e19653, doi:10.1371/journal.pone.0019653. [Available online at <http://www.plosone.org/article/info%3Adoi%2F10.1371%2Fjournal.pone.0019653>]
133. Todd, B. D., D. E. Scott, J. H. K. Pechmann, and J. W. Gibbons, 2011: Climate change correlates with rapid delays and advancements in reproductive timing in an amphibian community. *Proceedings of the Royal Society B: Biological Sciences*, **278**, 2191-2197, doi:10.1098/rspb.2010.1768.
134. Ibáñez, I., J. S. Clark, and M. C. Dietze, 2008: Evaluating the sources of potential migrant species: Implications under climate change. *Ecological Applications*, **18**, 1664-1678, doi:10.1890/07-1594.1.
135. Bartomeus, I., J. S. Ascher, D. Wagner, B. N. Danforth, S. Colla, S. Kornbluth, and R. Winfree, 2011: Climate-associated phenological advances in bee pollinators and bee-pollinated plants. *Proceedings of the National Academy of Sciences*, **108**, 20645-20649, doi:10.1073/pnas.1115559108. [Available online at http://www.bartomeus.cat/mm/file/Bartomeus_Ascher_etal_2011.pdf]
136. Beaugrand, G., M. Edwards, and L. Legendre, 2010: Marine biodiversity, ecosystem functioning, and carbon cycles. *Proceedings of the National Academy of Sciences*, **107**, 10120-10124, doi:10.1073/pnas.0913855107.
137. Rode, K. D., S. C. Amstrup, and E. V. Regehr, 2010: Reduced body size and cub recruitment in polar bears associated with sea ice decline. *Ecological Applications*, **20**, 768-782, doi:10.1890/08-1036.1.
138. Post, E., C. Pedersen, C. C. Wilmers, and M. C. Forchhammer, 2008: Warming, plant phenology and the spatial dimension of trophic mismatch for large herbivores. *Proceedings of the Royal Society B: Biological Sciences*, **275**, 2005-2013, doi:10.1098/rspb.2008.0463. [Available online at <http://rspb.royalsocietypublishing.org/content/275/1646/2005.full.pdf+html>]
139. Crausbay, S. D., and S. C. Hotchkiss, 2010: Strong relationships between vegetation and two perpendicular climate gradients high on a tropical mountain in Hawai'i. *Journal of Biogeography*, **37**, 1160-1174, doi:10.1111/j.1365-2699.2010.02277.x.
140. Cardinale, B. J., J. E. Duffy, A. Gonzalez, D. U. Hooper, C. Perrings, P. Venail, A. Narwani, G. M. Mace, D. Tilman, D. A. Wardle, P. Kinzig, G. C. Daily, J. Loreau, B. Grace, A. Lariguaderie, D. S. Srivastava, and S. Naeem, 2012: Biodiversity loss and its impact on humanity. *Nature*, **486**, 59-67, doi:10.1038/nature11148.
- Hooper, D. U., E. C. Adair, B. J. Cardinale, J. E. K. Byrnes, B. A. Hungate, K. L. Matulich, A. Gonzalez, J. E. Duffy, L. Gamfeldt, and M. I. O'Connor, 2012: A global synthesis reveals biodiversity loss as a major driver of ecosystem change. *Nature*, **486**, 105-108, doi:10.1038/nature11118.
- Storlazzi, C. D., E. Elias, M. E. Field, and M. K. Presto, 2011: Numerical modeling of the impact of sea-level rise on fringing coral reef hydrodynamics and sediment transport. *Coral Reefs*, **30**, 83-96, doi:10.1007/s00338-011-0723-9.
141. Karl, T. R., J. T. Melillo, and T. C. Peterson, Eds., 2009: *Global Climate Change Impacts in the United States*. Cambridge University Press, 189 pp. [Available online at <http://downloads.globalchange.gov/usimpacts/pdfs/climate-impacts-report.pdf>]
142. NWF, 2013: Quick guide to Climate-Smart Conservation, 4 pp., National Wildlife Federation. [Available online at http://www.nwf.org/~media/PDFs/Global-Warming/Climate-Smart-Conservation/Climate-Smart_Conservation_Quick_Guide.pdf]

SUPPLEMENTAL MATERIAL

TRACEABLE ACCOUNTS

Process for Developing Key Messages

The key messages and supporting chapter text summarize extensive evidence documented in the Ecosystems Technical Input Report, *Impacts of Climate Change on Biodiversity, Ecosystems, and Ecosystem Services: Technical Input to the 2013 National Climate Assessment*.⁴ This foundational report evolved from a technical workshop held at the Gordon and Betty Moore Foundation in Palo Alto, CA, in January 2012 and attended by approximately 65 scientists. Technical inputs (127) on a wide range of topics related to ecosystems were also received and reviewed as part of the Federal Register Notice solicitation for public input.

KEY MESSAGE #1 TRACEABLE ACCOUNT

Climate change impacts on ecosystems reduce their ability to improve water quality and regulate water flows.

Description of evidence base

The author team digested the contents of more than 125 technical input reports on a wide array of topics to arrive at this key message. The foundational Technical Input Report⁴ was the primary source used.

Studies have shown that increasing precipitation is already resulting in declining water quality in many regions of the country, particularly by increasing nitrogen loading.^{10,11,12,13,14} This is because the increases in flow can pick up and carry greater loads of nutrients like nitrogen to rivers.^{11,12,13,14}

One model for the Mississippi River Basin, based on a doubling of CO₂, projects that increasing discharge and nitrogen loading will lead to larger algal blooms in the Gulf of Mexico and a larger dead zone.²⁸ The Gulf of Mexico is the recipient system for the Mississippi Basin, receiving all of the nitrogen that is carried downriver but not removed by river processes, wetlands, or other ecosystems.

Several models project that declining streamflow, due to the combined effects of climate change and water withdrawals, will cause local extinctions of fish and other aquatic organisms,⁷ particularly trout in the interior western U.S. (composite of 10 models, A1B

scenario).⁸ The trout study⁸ is one of the few studies of impacts on fish that uses an emissions scenario and a combination of climate models. The researchers studied four different trout species. Although there were variations among species, their overall conclusion was robust across species for the composite model.

Water quality can also be negatively affected by increasing temperatures. There is widespread evidence that warmer lakes can promote the growth of harmful algal blooms, which produce toxins.³¹

New information and remaining uncertainties

Recent research has improved understanding of the relative importance of the effects of climate and human actions (for example, fertilization) on nitrogen losses from watersheds,^{10,12} and how the interactions between climate and human actions (for example, water withdrawals) will affect fish populations in the west.^{7,8} However, few studies have projected the impacts of future climate change on water quality. Given the tight link between river discharge and pollutants, only areas of the U.S. that are projected to see increases in precipitation will see increases in pollutant transport to rivers. It is also important to note that pollutant loading – for example, nitrogen fertilizer use – is often more important as a driver of water pollution than climate.^{10,12}

Assessment of confidence based on evidence

Given the evidence base and uncertainties, there is **high** confidence that climate change impacts on ecosystems reduce their ability to improve water quality and regulate water flows.

It is well established that precipitation and associated river discharge are major drivers of water pollution in the form of excess nutrients, sediment, and dissolved organic carbon (DOC) transport into rivers. Increases in precipitation in many regions of the country are therefore contributing to declines in water quality in those areas. However, those areas of the country that will see reduced precipitation may experience water-quality improvement; thus, any lack of agreement on future water-quality impacts of climate change may be due to locational differences.

Confidence Level	
Very High	Strong evidence (established theory, multiple sources, consistent results, well documented and accepted methods, etc.), high consensus
High	Moderate evidence (several sources, some consistency, methods vary and/or documentation limited, etc.), medium consensus
Medium	Suggestive evidence (a few sources, limited consistency, models incomplete, methods emerging, etc.), competing schools of thought
Low	Inconclusive evidence (limited sources, extrapolations, inconsistent findings, poor documentation and/or methods not tested, etc.), disagreement or lack of opinions among experts

KEY MESSAGE #2 TRACEABLE ACCOUNT

Climate change, combined with other stressors, is overwhelming the capacity of ecosystems to buffer the impacts from extreme events like fires, floods, and storms.

Description of evidence base

The author team digested the contents of more than 125 technical input reports on a wide array of topics to arrive at this key message. The foundational Technical Input Report⁴ was the primary source used.

Fires: Climate change has increased the potential for extremely large fires with novel social, economic, and environmental impacts. In 2011, more than 8 million acres burned, with significant human mortality and property damage (\$1.9 billion).³⁸ Warming and decreased precipitation have made fire-prone ecosystems more vulnerable to “mega-fires” – large fires that are unprecedented in their social, economic, and environmental impacts. Large fires put people living in the urban-wildland interface at risk for health problems and property loss.

Floods: Natural ecosystems such as salt marshes, reefs, mangrove forests, and barrier islands defend coastal ecosystems and infrastructure against flooding due to storm surges. The loss of these natural features due to coastal development, erosion, and sea level rise render coastal ecosystems and infrastructure more vulnerable to catastrophic damage during or after extreme events (see Ch. 25: Coasts).³⁶ Floodplain wetlands, which are also vul-

nerable to loss by inundation, absorb floodwaters and reduce the impact of high flows on river-margin lands. In the Northeast, a sea level rise of 1.6 feet (within the range of 1 to 4 feet projected for 2100; Ch. 2: Our Changing Climate, Key Message 9) will dramatically increase impacts of storm surge on people (47% increase) and property loss (73% increase) in Long Island.³⁷

Storms: Natural ecosystems have a capacity to buffer extreme weather events that produce sudden increases in water flow and materials. These events reduce the amount of time water is in contact with sites that support the plants and microbes that remove pollutants (Chapter 25: Coasts).³⁶

New information and remaining uncertainties

A new analytical framework was recently developed to generate insights into the interactions among the initial state of ecosystems, the type and magnitude of disturbance, and effects of disturbance.³⁴ Progress in understanding these relationships is critical for predicting how human activities and climate change, including extreme events like droughts, floods, and storms, will interact to affect ecosystems.

Uncertainties: The ability of ecosystems to buffer extreme events is extremely difficult to assess and quantify, as it requires understanding of complex ecosystem responses to very rare events. However, it is clear that the loss of this buffering ecosystem service is having important effects on coastal and fire-prone ecosystems across the United States.

Assessment of confidence based on evidence

Given the evidence base and uncertainties, there is **high** confidence that climate change, combined with other stressors, is overwhelming the capacity of ecosystems to buffer the impacts from extreme events like droughts, floods, and storms.

Ecosystem responses to climate change will vary regionally. For example, whether salt marshes and mangroves will be able to accrete sediment at rates sufficient to keep ahead of sea level rise and maintain their protective function will vary by region.

Climate has been the dominant factor controlling burned area during the 20th century, even during periods of fire suppression by forest management,^{40,111} and the area burned annually has increased steadily over the last 20 years concurrent with warming and/or drying climate. Warming and decreased precipitation have also made fire-prone ecosystems more vulnerable to “mega-fires” – large fires that are unprecedented in their social, economic, and environmental impacts. Large fires put people living in the urban-wildland interface at risk for health problems and property loss. In 2011 alone, 8.3 million acres burned in wildfires, causing 15 deaths and property losses greater than \$1.9 billion.³⁸

KEY MESSAGE #3 TRACEABLE ACCOUNT

Landscapes and seascapes are changing rapidly, and species, including many iconic species, may disappear from regions where they have been prevalent or become extinct, altering some regions so much that their mix of plant and animal life will become almost unrecognizable.

Description of evidence base

The analysis for the Technical Input Report applied a range of future climate scenarios and projected biome changes across 5% to about 20% of the land area in the U.S. by 2100.⁴ Other analyses support these projections.³⁹ Studies predict that wildfire will be a major driver of change in some areas, including Yellowstone National Park⁴⁰ and the Arctic.⁴¹ These biome shifts will be associated with changes in species distributions.⁴³

Evidence indicates that the most obvious changes will occur at the boundaries between ecosystems.^{47,48,49,51} Plants and animals are already moving to higher elevations and latitudes in response to climate change,⁴³ with models projecting greater range shifts^{8,46} and local extinctions in the future, leading to new plant and animal communities that may be unrecognizable in some regions.^{4,45,46} One study on fish⁸ used global climate models (GCMs) simulating conditions in the 2040s and 2080s under the A1B emissions scenario, with the choice of models reflecting predictions of high and low climate warming as well as an ensemble of ten models. Their models additionally accounted for biotic interactions. In a second study, a 30-year baseline (1971-2000) and output from two GCMs under the A2 scenario (continued increases in global emissions) were used to develop climate variables that effectively predict present and future species ranges.⁴⁶ Empirical data from the Sonoran Desert (n=39 plots) were used to evaluate species responses to past climate variability.

Iconic species: Wildfire is expected to damage and kill iconic desert species, including saguaro cactus.⁶³ Bark beetle outbreaks, which have been exacerbated by climate change, are damaging extensive areas of temperate and boreal conifer forests that are characteristic of the western United States.⁶⁴

New information and remaining uncertainties

In addition to the Technical Input Report, more than 20 new studies of observed and predicted effects of climate change on biomes and species distribution were incorporated in the assessment.

While changes in ecosystem structure and biodiversity, including the distribution of iconic species, are occurring and are highly likely to continue, the impact of these changes on ecosystem services is unclear, that is, there is uncertainty about the impact that loss of familiar landscapes will have on people.

Assessment of confidence based on evidence

Based on the evidence base and uncertainties, confidence is **high** that familiar landscapes are changing so rapidly that iconic species may disappear from regions where they have been prevalent, altering some regions so much that their mix of plant and animal life will become almost unrecognizable. Many changes in species distribution have already occurred and will inevitably continue, resulting in the loss of familiar landscapes and the production of novel species assemblages.

KEY MESSAGE #4 TRACEABLE ACCOUNT

Timing of critical biological events, such as spring bud burst, emergence from overwintering, and the start of migrations, has shifted, leading to important impacts on species and habitats.

Description of evidence base

The key message and supporting text summarizes extensive evidence documented in the Ecosystems Technical Input, *Phenology as a bio-indicator of climate change impacts on people and ecosystems: Towards an integrated national assessment approach*.⁷¹ An additional 127 input reports, on a wide range of topics related to ecosystems, were also received and reviewed as part of the Federal Register Notice solicitation for public input.

Many studies have documented an advance in springtime phenological events of species in response to climate warming. For example, long-term observations of lilac flowering indicate that the onset of spring has advanced one day earlier per decade across the northern hemisphere in response to increased winter and spring temperatures, and by 1.5 days per decade earlier in the western United States.^{72,73} Other multi-decadal studies for plant species have documented similar trends for early flowering.^{74,75} Evidence suggests that insect emergence from overwintering may become out of sync with pollen sources,⁷⁷ and that the beginning of bird and fish migrations are shifting.^{82,83,84,85,86,87}

New information and remaining uncertainties

In addition to the Ecosystems Technical Input⁷¹ many new studies have been conducted since the previous National Climate Assessment,¹⁴¹ contributing to our understanding of the impacts of climate change on phenological events. Many studies, in many areas, have shown significant changes in phenology, including spring bud burst, emergence from overwintering, and migration shifts.

A key uncertainty is “phase effects” where organisms are so out of phase with their natural phenology that outbreaks of pests occur, species emerge and cannot find food, or pollination is disrupted. This will vary with specific species and is therefore very difficult to predict.⁷⁰

Assessment of confidence based on evidence

Given the evidence base and uncertainties, there is very high confidence that the timing of critical events, such as spring bud burst, emergence from overwintering, and the start of migrations, has shifted, leading to important impacts on species and habitats.

KEY MESSAGE #5 TRACEABLE ACCOUNT

Whole system management is often more effective than focusing on one species at a time, and can help reduce the harm to wildlife, natural assets, and human well-being that climate disruption might cause.

Description of evidence base

Adaptation planning for conservation at federal^{92,93,94} and state levels,⁹⁵ is focused on cooperation between scientists and managers.^{34,94,96,97} Development of ecosystem-based whole system management⁹⁸ utilizes concepts about “biodiversity and ecosystem services to help people adapt to climate change.”⁹⁹ An example is the use of coastal wetlands or mangroves rather than built infrastructure like seawalls or levees to protect coastal regions from storms (Chapter 25: Coasts).¹⁰⁰

New information and remaining uncertainties

Adaptation strategies to protect biodiversity include: 1) habitat manipulations, 2) conserving populations with higher genetic diversity or more plastic behaviors or morphologies, 3) changing seed sources for re-planting to introduce species or ecotypes that are better suited for future climates, 4) managed relocation (sometimes referred to as assisted migration) to help move species and populations from current locations to those areas expected to become more suitable in the future, and 5) ex-situ conservation such as seed banking and captive breeding.^{92,94,96,97,102} Alternative approaches focus on identifying and protecting features that are important for biodiversity and are projected to be less altered by climate change. The idea is to conserve the physical conditions that contribute to high levels of biodiversity so that species and populations can find suitable areas in the future.¹⁰⁴

Assessment of confidence based on evidence

Given the evidence and remaining uncertainties, there is **very high** confidence that ecosystem-based management approaches are increasingly prevalent, and provide options for reducing the harm to biodiversity, ecosystems, and the services they provide to society. The effectiveness of these actions is much less certain, however.