

Double, double supertube bubble

Ioşif Bena,^a Jan de Boer,^b Masaki Shigemori^c and Nicholas P. Warner^d

^a*Institut de Physique Théorique,
CEA Saclay, F-91191 Gif sur Yvette, France*

^b*Institute for Theoretical Physics, University of Amsterdam,
Science Park 904, Postbus 94485, 1090 GL Amsterdam, The Netherlands*

^c*Kobayashi-Maskawa Institute for the Origin of Particles and the Universe, Nagoya University,
Nagoya 464-8602, Japan*

^d*Department of Physics and Astronomy, University of Southern California,
Los Angeles, CA 90089, U.S.A.*

E-mail: iosif.bena@cea.fr, J.deBoer@uva.nl, shige@kmi.nagoya-u.ac.jp,
warner@usc.edu

ABSTRACT: We argue that there exists a new class of completely smooth $\frac{1}{8}$ -BPS, three-charge bound state configurations that depend upon arbitrary functions of *two variables*. These configurations are locally $\frac{1}{2}$ -BPS objects in that if they form an infinite flat sheet then they preserve 16 supersymmetries but even with arbitrary two-dimensional shape modes they still preserve 4 supersymmetries. They have three electric charges and can be thought of the result of two successive supertube transitions that involve adding two independent dipole moments and giving rise to the arbitrary two-dimensional shape modes. We further argue that in the D1-D5-P duality frame this construction will give rise to smooth, horizonless solutions, or microstate geometries. We expect these solutions to be extremely important in the semi-classical and holographic descriptions of black-hole entropy.

KEYWORDS: Black Holes in String Theory, Extended Supersymmetry, D-branes

ARXIV EPRINT: [1107.2650](https://arxiv.org/abs/1107.2650)

Contents

1	Introduction	1
2	The physical description of superstrata	3
3	Supertube transitions	8
3.1	Supersymmetries and supertubes in general	8
3.2	A simple example: the F1-P system	9
3.3	Bubbling the D1-D5 system	10
3.4	Bubbling the D1-P and D5-P system	11
4	Double bubbling	12
4.1	The transition to the three-charge supertube	12
4.2	A basis change	13
4.3	The double-bubbled superstratum	13
5	Conclusions	14
A	Detailed analysis of the projectors for double bubbling	17
A.1	Supersymmetry algebra and projectors for branes	18
A.2	The generic supertube transition	20
A.2.1	An example: the F1-P system	21
A.2.2	The formula for the projector	25
A.3	Double bubbling	26
A.3.1	First supertube transition	27
A.3.2	Second supertube transition — double bubbling	33
A.4	The relation between projectors	34
A.4.1	Relating the projectors	34
A.4.2	How many parameters do superstrata have?	34

1 Introduction

One of the most interesting brane configuration to have been discovered in the last two decades is probably the supertube. In its original incarnation [1], the supertube is a moving D2 brane in which D0 branes and F1 strings are dissolved. What makes this D2 brane special is the fact that the D0 and F1 densities satisfy a relation that allows the D2 brane to have an arbitrary shape that can follow any closed curve in the eight dimensions transverse to the F1 and yet remain supersymmetric [2]. The eight Killing spinors preserved by the supertube are exactly the same as the common Killing spinors of its “electric” components: the D0 branes and F1 strings.

The fact that there are *supersymmetric* string theory configurations determined by arbitrary continuous functions might appear unexpected, especially if one is used to thinking about the supersymmetries preserved by infinite, flat branes at angles. Nevertheless, one can dualize the supertube into a fundamental string that carries an arbitrary left-moving momentum profile, and supertubes of various shapes are simply dual to various ways of putting BPS momentum modes on the fundamental string [3, 4].

Another interesting feature of supertubes is that, in the duality frame in which the electric charges are those of D1 and D5 branes, the back-reacted supertube solution can be made into a smooth geometry [5–8]. Moreover, since this solution can be put in an asymptotically $AdS_3 \times S^3 \times T^4$ geometry, the back-reacted supertube geometries can be related to various half-BPS microstates of the D1-D5 CFT, and the entropy of the half-BPS D1-D5 system can be reproduced by counting the smooth horizonless supertube configurations [6, 9–11]. This has led to the conjecture by Mathur that similar physics will be at work in the three-charge D1-D5-P system, and therefore the entropy of the D1-D5-P black hole will come from string and brane configurations that do not have a horizon and have unitary scattering in the same region of moduli space in which the classical black hole exists (see [12–16] for reviews). When such configurations are smooth, horizonless solutions of supergravity, they are often referred to as *microstate geometries* because they represent microstates of the black hole both semi-classically and through the AdS/CFT correspondence. It is reasonable to expect that many of the microstates of the black hole will be dual to geometries that involve Planck-scale details that go beyond the validity of the supergravity approximation. On the other hand, it is hoped that, within the validity of the supergravity approximation, one can find a suitably dense, representative sample of microstate geometries that will not only give a semi-classical picture of the microstates but also yield some of the thermodynamic details of the full system and perhaps even reproduce the entropy of the black hole. Many such configurations have been constructed, both in supergravity and using non-back-reacted branes, but so far the entropy of the back-reacted configurations is not of the same order as that of black holes with similar charges [17, 18].

One of the common features of the geometries and brane configurations constructed so far is that they depend either on a finite number of parameters, or they come from putting arbitrarily-shaped supertubes in various three-charge geometries and thus depend on several functions of one variable. However, two of the authors have recently proposed [19] that there may be BPS string configurations that depend on functions of *two* variables, and these potentially have much more entropy than that of the the systems constructed so far. It is our purpose in this paper to present evidence that such brane configurations do indeed exist and that they preserve the same supersymmetries as those of the D1-D5-P black hole and are determined by several functions of *two* variables. We will refer to such objects as *superstrata*.¹

In section 2 we describe exactly how and why superstrata can be constructed as smooth, $\frac{1}{8}$ -BPS solutions that depend upon two variables. In section 3 we summarize how one can

¹For picture of what is intended here, see the Strata Tower <http://www.dezeen.com/2008/05/13/strata-tower-by-asymptote/> or Corkscrew Peak <http://www.summitpost.org/corkscrew-peak/617471>

obtain and analyze the supersymmetries in a supertube transition. We have also included a much more systematic development of this process in the appendix. In section 4 we combine two such supertube transitions to make the “double bubbled” superstratum and examine its supersymmetry structure and substantiate the physical description of section 2. We then make some final remarks in section 5.

2 The physical description of superstrata

To understand our approach to establishing the existence of superstrata it is important to recall some of the defining properties of supertubes and the methods by which one can establish the existence of these arbitrary-shaped, supersymmetric configurations.

In string theory it is easy to create many species of two-charge, $\frac{1}{4}$ -BPS states by a simple superposition of compatible D-branes, momentum states or other solitons. Each charge component is $\frac{1}{2}$ -BPS and compatibility means that the $\frac{1}{2}$ -BPS supersymmetry projectors for each charge commute with one another so that the two components do not interact. The resulting object is not really a new fundamental object in string theory, and without string corrections and back-reaction it is really only a marginally bound superposition of the two components. The transition to a supertube fuses these two components into a new *fundamental* bound state and this is achieved by giving the system an additional dipole moment and angular momentum in a transverse direction, so that the entire configuration follows a new and arbitrary profile transverse to the original progenitor configuration.

The resulting object is still a $\frac{1}{4}$ -BPS state but very close to the supertube the supersymmetry is locally enhanced to $\frac{1}{2}$ -BPS. In other words, if the supertube profile were straight and the configuration were a flat sheet then it would be exactly $\frac{1}{2}$ -BPS with the preserved supersymmetries depending on the orientation of the sheet. For an arbitrary supertube profile the 16 local supersymmetries depend upon the direction of the tangent to the profile, but there is always a set of 8 *common* supersymmetries that are preserved independent of the profile, and these supersymmetries are precisely those of the original two-charge system before the supertube transition. Thus one of the hallmarks of the supertube transition that distinguishes it from the progenitor two-charge superposition is the emergence of this local $\frac{1}{2}$ -BPS structure.

Every two-charge system has a supertube transition, and they can all be related by dualities. However, the physics underlying the supertube transition and the way the local $\frac{1}{2}$ -BPS structure emerges is different in different duality frames. One of the simplest supertubes has D0 and F1 “electric” charges dissolved in a rotating D2-brane [1]. The $\frac{1}{2}$ -BPS, near-tube limit is simply an infinite, flat D2-brane and the easiest way to understand the emergence of the 16 supersymmetries in this limit is to consider the M-theory uplift, in which the entire object is a boosted $\frac{1}{2}$ -BPS M2-brane and the D0 and F1 charges correspond to momentum and winding around the eleventh dimension. As the orientation of the supertube changes, the set of 16 supersymmetries varies but there is a common subset of 8 supersymmetries that is preserved, independent of the orientation of the D2-brane. This subset of eight supersymmetries is precisely the common set of supersymmetries of the electric (F1 and D0) charges of the underlying system.

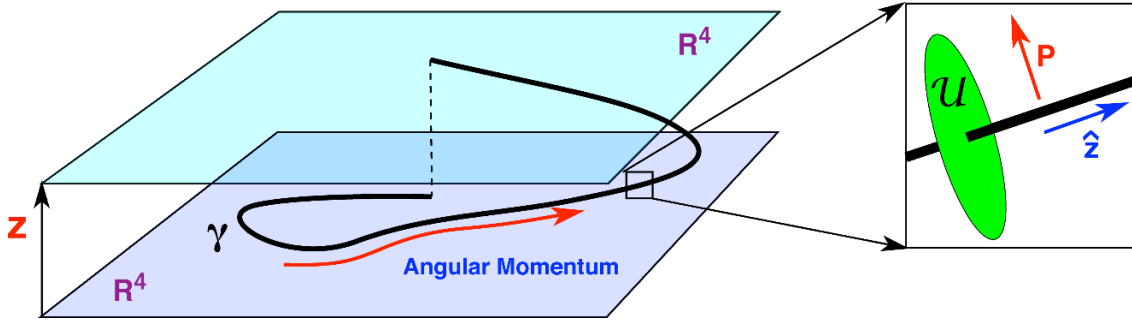


Figure 1. The D1-P or F1-P supertube profile and a typical local neighbourhood.

There is another very important feature of the supertube transition: In some duality frames it “puffs up” the brane by adding one dimension to the object but in other duality frames it does not. For example, the original D0-F1 system is intrinsically $(1 + 1)$ -dimensional but the added dipole charge puffs it up to a $(2 + 1)$ -dimensional D2 brane. Similarly, the D1-D5 system has codimension 4, but adding the KKM dipole charge “smears it out” into a codimension 3 object. On the other hand, from the perspective of M-theory the puffing up of the D0-F1 system to a D2 brane is simply a matter of tilting and boosting the $(2 + 1)$ -dimensional M2 brane and there is no gain of dimension: In M-theory it is always a configuration of codimension 8. This is because the D0 charge is actually a momentum charge from the eleven-dimensional perspective, and tilting and boosting the brane momentum simply re-orientes the surface and the momentum to create the dipole charge and angular momentum. This seems to be a general pattern: If one of the electric charges is a momentum then the corresponding supertube has the same codimension as the original object but if neither of the electric charges is a momentum then the supertube transition necessarily adds an extra dimension to the object, puffing it up so that the codimension of the brane configuration decreases by one.

There are two basic approaches to establishing the existence of supertubes. First there are direct methods using either the Dirac-Born-Infeld (DBI) action or using supergravity. For example, for D0-F1 supertubes one can use the DBI action of a rotating D2 brane and induce the D0 and F1 charges using world-volume fields, or one can go to the T-dual of this supertube in which it is a D1 string with a momentum profile. Alternatively, one can show that there exists a BPS supergravity solution for any supertube profile. Moreover, in the D1-D5 duality frame, this solution is smooth. Both the DBI and the smooth D1-D5 supergravity descriptions yield the supersymmetry structure described above. However, the problem with these direct methods is that they are usually difficult to implement because they involve analyzing the totality of the supertube or constructing a complicated supergravity solution.

There are also indirect, “local” methods that can be used to argue that a certain type of supertube exists. In this approach one imagines cutting the supertube into very small pieces, or zooming in very near some point of the tube. Each such bit of the supertube will look, locally, like an infinite flat brane and will be a $\frac{1}{2}$ -BPS fundamental object.

However, as the tangent to the supertube profile changes, the set of preserved supersymmetries will also change. The critical question is then whether there is a subset of common supersymmetries within all the sets of locally-preserved supersymmetries. Put differently, the generic situation is that if one takes a brane and tilts it or puffs it up with some dipole charge, then there are no common supersymmetries that are preserved by both the original brane and the tilted or puffed up brane: The supersymmetries at different points on the profile are generically completely incompatible. The remarkable thing that distinguishes the supertube from the generic brane is that there is indeed a subset of common supersymmetries within the sets of locally-preserved supersymmetries and, by definition, this subset of common supersymmetries is independent of direction of the tangent to the supertube profile.

The important point is that if one can establish that each infinitesimal bit of the supertube preserves some set of supersymmetries, and there is a common subset of these supersymmetries that are preserved by all the bits of supertube, then these separate supertube bits are mutually BPS and so do not interact with each other. This strongly suggests that they can be strung together to form a supersymmetric, continuous profile of arbitrary shape. This perspective thus provides a local argument as to why the complicated supergravity configurations can, in fact, exist.

Our purpose in this paper is to apply the supertube process twice in succession (hence “double-bubbling”) and then use the supersymmetry analysis in a local argument to show that, in string theory, there exist fundamental bound-state configurations of branes that carry three electric charges, have several dipole moments, preserve 4 supersymmetries, and are determined by a two-dimensional surface arbitrarily-embedded in $\mathbb{R}^4 \times S^1$.

These $\frac{1}{8}$ -BPS configurations, which we refer to as *superstrata*, can be thought of as being made of bits of infinite, flat two-dimensional surfaces, each bit preserving 16 supersymmetries, of which 4 supersymmetries are common to all the bits, and are the same as the 4 supersymmetries common to BPS objects carrying each of the three electric charges of the superstratum. As the local argument implies, the fact that all the bits of the superstratum are mutually $\frac{1}{8}$ -BPS means that the force between various bits of different orientation will be zero and so one should be able to assemble them into a superstratum whose shape is given by five arbitrary functions of *two* variables.

The direct approach to finding these superstrata would be to assemble various types of branes in string or M-theory, find the supersymmetries preserved by these configurations, and vary over all types of branes and all values of the brane densities until one finds a configuration that preserves the same Killing spinors irrespective of two orientations. While this may indeed be possible, it is a technically formidable problem. Our approach, using the doubling of the supertube transition, or double-bubbling, has several advantages in that it first enables us to identify what the charges and dipole charges of such a superstratum should be, and then determine the conditions these must satisfy in order for the superstratum to have an arbitrary shape. Having achieved this, one then has a good starting point for tackling the far more strenuous and difficult supergravity analysis and solution. We will defer the latter to a subsequent paper.

Our starting point will be the D1-D5-P system familiar in the three-charge black hole

story. We use this duality frame because it will lead to a smooth configuration. The first supertube transition will involve adding a dipole moment and angular momentum to take original D1-D5-P system to a three-charge two-dipole charge supertube.² The shape of this generalized supertube is determined by a set of profile functions of one variable. As one approaches the location of the tube, the supergravity solution has a curvature singularity. If one now zooms in on this three-charge two-dipole charge supertube, or considers the infinite supertube limit, one finds that this infinite tube preserves *eight* supersymmetries, out of which four are the common supersymmetries associated with the component electric charges. Since the infinite, flat supertube preserves 8 supersymmetries, it should be a superposition of two mutually-BPS branes and this is most easily seen in the D1-D5-P duality frame.

To make the first supertube transition of the D1, D5 and P electric charges one first partitions the momentum between the D1 and D5 systems to obtain separate D1-P and D5-P systems. Each of these then undergoes a supertube transition to objects we will refer to as D1-P and D5-P supertubes. The details of these transitions will be given later, for now it suffices to know that the D1-P and D5-P supertubes still carry the original charges but acquire angular momentum and D1 and D5 dipole moments respectively. A cartoon of the D1-P supertube is given in figure 1. If z denotes the original common direction of the D1 and D5 branes, and θ is the coordinate along the new supertube profile in \mathbb{R}^4 then the entire configuration now lies along a curve in the (z, θ) -plane. We will denote the manifold consisting of the common direction of the D1 and D5 branes and the four transverse dimensions by \mathcal{M}_5 and to keep things simple this manifold will be either $\mathbb{R}^4 \times S^1$ or \mathbb{R}^5 depending on whether we compactify the original brane direction or not. The three-charge supertube thus has codimension 4 and is defined by a curve, γ , in \mathcal{M}_5 . The D1 (or D5) electric and dipole charges are then simply the z and θ components of the total number of D1 (or D5) branes. This geometric description immediately implies that the dipole and electric charges are related by:

$$\frac{Q_1}{Q_5} = \frac{d_1}{d_5} \quad \Leftrightarrow \quad Q_1 d_5 = Q_5 d_1, \tag{2.1}$$

and this is precisely the relation required by either solving the DBI action or by requiring the absence of closed time-like curves in supergravity.

It is important to remember that in making this supertube transition we have fused some of the momentum with the D1 branes and some of the momentum with the D5 branes. The result is parallel D1-P and D5-P supertubes that are each fundamental locally- $\frac{1}{2}$ -BPS objects and together preserve eight supersymmetries locally. Indeed, the generalized “supertube bit” is simply a boosted and tilted superposition of D1 and D5 branes. At this point it also becomes clear why the three-charge supertube has a curvature singularity:

²This is dual to a configuration that was originally constructed in the D4-D0-F1 duality frame [20] as a solution of the Born-Infeld action of a D6 brane of arbitrary shape. The complete solution has fluxes on the world-volume that induce D4, D0 and F1 electric charges and a D2 dipole charge that is related to the other charges. The corresponding supergravity solution is the same as that of a black ring with only two dipole charges and the relation between the dipole and other charges emerges from the requirement that the supergravity solution is free of closed timelike curves [21].

this is simply the curvature singularity of a solution of superposed D1 and D5 branes in supergravity.

It is also equally evident how to make a second supertube transition that fuses the coincident D1-P and D5-P supertubes described above into a new fundamental object that locally preserves 16 supersymmetries: One applies a second supertube transition that involves adding a KKM dipole charge and angular momentum. Locally, this is the same as the standard supertube transition of the D1-D5 system. It is important to remember that this transition decreases the codimension of the system, and because the D1-D5 common direction shrinks smoothly to zero at the KKM profile, the resulting configuration is smooth [6, 7]. Hence, the puff-up into a codimension-three object *completely resolves the singularity of the D1-D5 system*.

To be more specific, let \hat{z} denote the common direction of the D1 and D5 branes before puffing up and recall that there is, locally, a patch, \mathcal{U} , of \mathbb{R}^4 transverse to the branes (see figure 1). The smooth solution is obtained by introducing a KKM dipole charge along a closed path, $\hat{\gamma}$, in \mathcal{U} and smearing the D1 and D5 charge along this path. We will parametrize the curve, $\hat{\gamma}$, by an angle, ψ , so the puffed up brane is a codimension 3 object that sweeps out the (\hat{z}, ψ) -plane. The resulting object is now described by the curve, $\hat{\gamma}$, in \mathcal{U} and the three-dimensional transverse geometry in \mathcal{U} in the neighborhood of a point on $\hat{\gamma}$, appears, at first sight, to be singular. However, it is a Kaluza-Klein monopole and if the \hat{z} direction is compactified with the proper periodicity then the KKM fiber shrinks to zero at a certain profile in \mathbb{R}^4 in such a way that the resulting geometry is smooth.

The second supertube transition thus has two very important effects: First, it completes the fusion of the D1-D5-P system into a true bound state by fusing the D1-P and D5-P supertubes into a single, locally $\frac{1}{2}$ -BPS object. Secondly, it resolves the singularity of the generalized three-charge supertube through a KKM puffing *at every point*, \hat{z} , along the original profile, γ , of the first generalized supertube. This second supertube transition puffs the configuration up by one dimension along another arbitrary curve, $\hat{\gamma}_{\hat{z}}$, whose profile can depend upon \hat{z} . Thus the resolution of the singularity allows the first (arbitrary-shaped) three-charge supertube profile to be replaced by a freely choosable curve, $\hat{\gamma}_{\hat{z}}$, at every point of the original profile: In other words, the original three-charge supertube can be puffed up into a two-dimensional sheet, or *stratum* that has codimension 3 in \mathcal{M}_5 . Moreover, since the profile of the second puff up is freely choosable *at every point* of the original profile, the resulting sheet, or stratum, is defined by a freely choosable function, $\vec{F}(v_1, v_2)$, of two variables into the \mathcal{M}_5 . This map defines the superstratum and it will be a smooth, $\frac{1}{8}$ -BPS configuration that emerges from “double bubbling.” The solution is locally $\frac{1}{2}$ -BPS but globally has the electric charges of, and the same supersymmetries as, the D1-D5-P system and carries several dipole charges corresponding to transverse D1 and D5 branes and KK-Monopoles.

The foregoing argument and lays out precisely the construction that leads to the superstrata and the process is depicted in figure 2. However, to substantiate the claim that superstrata can have a completely arbitrary two-dimensional shape and still preserve four supersymmetries, we need to complete the “local argument” and show that each locally-flat two-dimensional surface bit that makes a superstratum preserves 16 supersymmetries, and

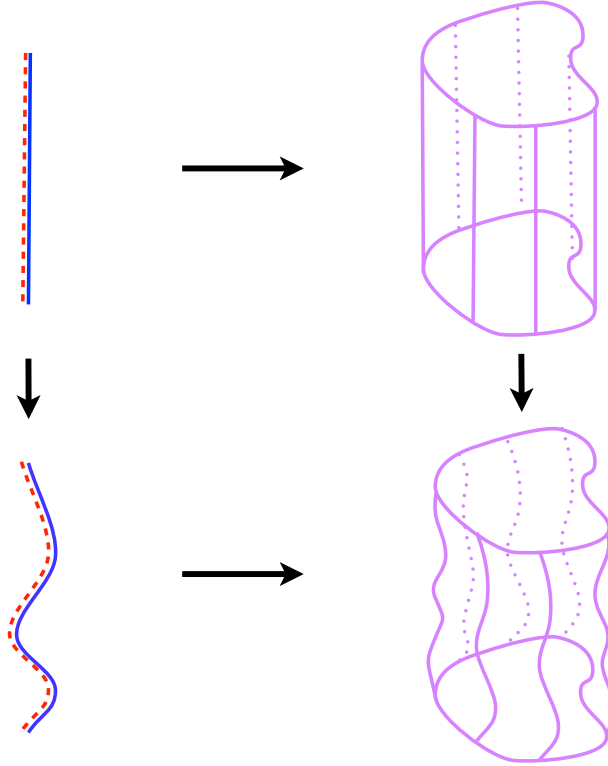


Figure 2. The double bubbling of the D1-D5-P system. There are two ways to obtain a superstratum: The D1 and P can fuse into a D1-P supertube spiral (red dotted line), and the D5 and P can fuse into a D5-P spiral (blue continuous line). The spirals can then fuse into a superstratum. Alternatively the D1-D5 can fuse into a D1-D5-KKM tube (violet straight supertube), which upon adding momentum can start shaking and become a superstratum.

that collectively the bits preserve a common subset of four supersymmetries. This will be done in the next two sections. Once this is established, it follows that all the surface bits are mutually BPS and hence non-interacting and therefore they can be combined make a complete two-dimensional superstratum. Of course, to fully establish the existence of a superstratum we either need to find a Born-Infeld-like description or to construct its complete supergravity solution. We leave this somewhat daunting task for future work.

3 Supertube transitions

3.1 Supersymmetries and supertubes in general

We will consider several examples of supertube transitions and their effect upon the structure of the supersymmetries. If Q_1, Q_2 are the original electric charges corresponding to some branes and d_1 and \mathcal{J} are the dipole charge and angular momentum of the supertube configuration, then we will use the following canonical notation to denote the supertube

construction:

$$\begin{pmatrix} Q_1(x) \\ Q_2(y) \end{pmatrix} \rightarrow \begin{pmatrix} d_1(z\psi) \\ \mathcal{J}(\psi) \end{pmatrix}, \tag{3.1}$$

where x, y, z and ψ are some subsets of coordinate directions along which the branes are wrapped or the momentum is directed. The coordinate, ψ , will generically indicate the new direction associated with the supertube.

Our purpose here is to find the supersymmetries preserved by the supertubes by constructing a one-parameter family of projectors whose null spaces intersect over and define the subspace of supersymmetries that are preserved by the particular supertube configuration.

There is a standard procedure for computing the required supersymmetry projectors: One starts with the projectors appropriate to the electric charges, Q_1 and Q_2 and uses carefully selected rotation matrices that tilt and boost the brane configuration along the supertube directions. The end result is a projector that satisfies three conditions: (i) It must be a linear combination of projectors for all the underlying branes and momenta, (ii) it must define a $\frac{1}{2}$ -BPS state (for fixed x, y, z and ψ) and so have sixteen null vectors, and (iii) it must be a linear combination of the original projectors associated with the electric branes.

The first condition simply stipulates that the supertube has the required brane constituents and the second condition implies that the infinite planar supertube is $\frac{1}{2}$ -BPS and preserves 16 supersymmetries. If the orientation, ψ , of the supertube varies then the set of sixteen supersymmetries also varies, however the last condition guarantees that no matter how the orientation varies the supertube will always preserve the original eight common supersymmetries associated with the electric charges and so the supertube can have an arbitrary profile and still be a $\frac{1}{4}$ -BPS state.

It turns out that these constraints are enough to determine the requisite projectors for a supertube configuration and so we will use this approach to derive all the projectors we need. A more formal and precise derivation of the validity of our projectors can be found in the appendix where we also summarize the dictionary that defines the $\frac{1}{2}$ -BPS projectors associated with each and every type of brane charge.

3.2 A simple example: the F1-P system

To illustrate some basic properties of the supertube transition, we consider the F1-P system. This system is described in considerably more detail in appendix [A.2.1](#).

The starting point is a certain number of fundamental strings stretched in the x^1 -direction. These fundamental strings preserve half of the supersymmetries, namely those that obey

$$\Pi_{F1} Q = 0, \tag{3.2}$$

where

$$\Pi_{F1} = \frac{1}{2}(1 + \Gamma^{01}\sigma_3), \tag{3.3}$$

and σ_3 is the third Pauli matrix which acts on the doublet of Majorana-Weyl supercharges of the type II superstring theory.

To generate the F1-P system, we consider an arbitrary transverse direction, denoted by ψ , and T-dualize the system along a direction in the (x^1, ψ) -plane that makes an angle, α , with the x^1 -axis. Under this T-duality, the system remains $\frac{1}{2}$ -BPS. It is not very important in this discussion whether the direction along which we T-dualize is compact or not. If it is not compact, what we are doing is not a symmetry of the theory but it can be viewed as a solution-generating operation.

To find the supercharges that are preserved after the T-duality, we (trivially) rewrite the projector in components parallel and perpendicular to the direction of the T-duality axis:

$$\Pi_{F1} = \frac{1}{2}(1 - \sin \alpha(\cos \alpha \Gamma^{0\psi} - \sin \alpha \Gamma^{01})\sigma_3 + \cos \alpha(\cos \alpha \Gamma^{01} + \sin \alpha \Gamma^{0\psi})\sigma_3). \quad (3.4)$$

T-duality parallel to fundamental strings converts them into momentum, and the supersymmetries preserved by momentum are determined by the same projector as for fundamental strings but without the σ_3 . Thus the projector we get after the T-duality is simply:

$$\Pi_{F1-P} = \frac{1}{2}(1 - \sin \alpha(\cos \alpha \Gamma^{0\psi} - \sin \alpha \Gamma^{01})\sigma_3 + \cos \alpha(\cos \alpha \Gamma^{01} + \sin \alpha \Gamma^{0\psi})) \quad (3.5)$$

and this describes the projector for the bound state of momentum along the T-duality axis with some fundamental strings in the orthogonal direction. By construction, this projector describes a $\frac{1}{2}$ -BPS system.

If we start with N coincident fundamental strings, the resulting system has (F,P)-charges given by $(w, n) = (N \sin^2 \alpha, N \cos^2 \alpha)$ in the x^1 -direction, and (F,P)-charges $(d, J) = (N \sin \alpha \cos \alpha, N \sin \alpha \cos \alpha)$ in the ψ -direction.

The remarkable feature of this new system is that it preserves a fixed set of eight supercharges regardless of the choice of the direction ψ and the angle α . For $\alpha = 0$ we have momentum in the x^1 -direction, and for $\alpha = \pi/2$ we have fundamental strings in the x^1 direction, so the eight supercharges are the same as the eight supercharges preserved by parallel fundamental strings and momentum in the x^1 -direction. Indeed, we can write

$$\Pi_{F1-P} = \sin \alpha(\sin \alpha - \cos \alpha \Gamma^{1\psi})\Pi_{F1} + \cos \alpha(\cos \alpha + \sin \alpha \Gamma^{1\psi})\Pi_P, \quad (3.6)$$

which clearly demonstrates that the common supersymmetries of a marginal bound state of fundamental strings and momentum in the x^1 -direction are always preserved.

For all this to work it is crucial that the amount of F1-string charge and momentum is correlated with the angle α . Without this correlation the configuration would have no remaining supersymmetry.

By gluing together pieces of fundamental strings and momentum that locally look like the above F1-P system, we can make a $\frac{1}{4}$ -BPS F1-P supertube which is the S-dual of the D1-P supertube shown in figure 1.

3.3 Bubbling the D1-D5 system

Consider the bubbling

$$\begin{pmatrix} D1(0z) \\ D5(01234z) \end{pmatrix} \rightarrow \begin{pmatrix} KKM(01234\psi; z) \\ P(\psi) \end{pmatrix}. \quad (3.7)$$

In this configuration the special direction of the KKM lies along the common direction, z , of the D1-D5 system and after bubbling the charges and KKM dipole are distributed along the closed curve parametrized by ψ . This is therefore a true “puffing up” in that the configuration has gained an extra dimension defined by ψ .

Before bubbling, the electric projectors are (see the appendix for details):

$$\Pi_{D1} = \frac{1}{2} \left(\mathbf{1} + \Gamma^{0z} \sigma_1 \right), \quad \Pi_{D5} = \frac{1}{2} \left(\mathbf{1} + \Gamma^{01234z} \sigma_1 \right), \quad (3.8)$$

and these two projectors commute. Bubbling combines these and adds a momentum part, $\Gamma^{0\psi}$, and a KKM part, $\Gamma^{01234\psi}$.

One can then show that the bubbled projector can be written in either of the three following ways

$$\Pi = \frac{1}{2} \left(\mathbf{1} + \Gamma^{0z} \left(\cos \beta \sigma_1 \mathbf{1} + \sin \beta \Gamma^{z\psi} \right) \left(\cos \beta \mathbf{1} - \sin \beta \sigma_1 \Gamma^{1234z\psi} \right) \right) \quad (3.9)$$

$$= \frac{1}{2} \left(\mathbf{1} + \cos^2 \beta \Gamma^{0z} \sigma_1 + \sin^2 \beta \Gamma^{01234z} \sigma_1 + \sin \beta \cos \beta \left(\Gamma^{0\psi} - \Gamma^{01234\psi} \right) \right) \quad (3.10)$$

$$= \cos \beta \left(\cos \beta \mathbf{1} - \sin \beta \sigma_1 \Gamma^{z\psi} \right) \Pi_{D1} + \sin \beta \left(\sin \beta \mathbf{1} + \cos \beta \sigma_1 \Gamma^{z\psi} \right) \Pi_{D5}. \quad (3.11)$$

The first expression, (3.9), shows the underlying rotations and middle expression, (3.10), shows that the projector is, indeed, a combination of the projectors for component branes. The second term in (3.9) squares to $\mathbf{1}$ and is traceless, and hence Π preserves sixteen supersymmetries. The third expression, (3.11), shows that these sixteen supersymmetries include the eight supersymmetries in the common nullspace of Π_{D1} and Π_{D5} . Note that these expressions are very similar to the expressions obtained for the F1-P system described above, as they should be because the two systems are dual to one another.

Thus this projector has a sixteen-dimensional null space that depends upon the orientation of the supertube through the appearance of Γ^ψ . The projectors, Π_{D1} and Π_{D5} , are independent of Γ^ψ and so their eight-dimensional common null space is independent of the supertube orientation and shape. As a result, if the supertube is an infinite flat sheet then ψ has a constant orientation and it is $\frac{1}{2}$ -BPS but if the supertube has a varying orientation, or shape, then it is still a $\frac{1}{4}$ -BPS configuration.

3.4 Bubbling the D1-P and D5-P system

In the D1-P and D5-P systems, one of the electric charges is a momentum and so the bubbling to a supertube does not “puff up” the supertube because the final supertube configuration has the same dimension as the original electric configuration. The supertube is rather a “superhelix,” and the tilt and boost of the electric charges along a transverse direction, θ , convert some of the D-brane charge into dipole charge and some of the momentum into angular momentum. Thus we have:

$$\begin{pmatrix} D1(0z) \\ P(z) \end{pmatrix} \rightarrow \begin{pmatrix} d1(0\theta) \\ J(\theta) \end{pmatrix}, \quad \begin{pmatrix} D5(01234z) \\ P(z) \end{pmatrix} \rightarrow \begin{pmatrix} d5(01234\theta) \\ J(\theta) \end{pmatrix}. \quad (3.12)$$

Indeed, there is an underlying tilt angle, α , that determines how the charges are realigned after tilting:

$$Q_1 = Q_{D1,z} = Q_{D1} \cos \alpha, \quad d_1 = Q_{D1,\theta} = Q_{D1} \sin \alpha, \quad (3.13)$$

$$Q_5 = Q_{D5,z} = Q_{D5} \cos \alpha, \quad d_5 = Q_{D5,\theta} = Q_{D5} \sin \alpha, \quad (3.14)$$

$$Q_P = Q_{P,z} = P \sin \alpha, \quad J_\theta = P_\theta = P \cos \alpha. \quad (3.15)$$

Note that (3.15) differs from the first two equations essentially because the momentum is perpendicular to the branes just as we had in the F1-P system. Notice that P_θ here should be thought of as the momentum in the negative θ -direction.

The fundamental projectors associated with this system are:

$$\Pi_{D1} = \frac{1}{2} \left(\mathbf{1} + \Gamma^{0z} \sigma_1 \right), \quad \Pi_{D5} = \frac{1}{2} \left(\mathbf{1} + \Gamma^{01234z} \sigma_1 \right), \quad \Pi_P = \frac{1}{2} \left(\mathbf{1} + \Gamma^{0z} \right). \quad (3.16)$$

The projectors associated with these two supertube transitions are

$$\hat{\Pi}_{D1} = \frac{1}{2} \left(\mathbf{1} + \Gamma^{0z} \left(\cos \alpha \sigma_1 \mathbf{1} + \sin \alpha \Gamma^{z\theta} \right) \left(\cos \alpha \mathbf{1} - \sin \alpha \Gamma^{z\theta} \right) \right) \quad (3.17)$$

$$= \frac{1}{2} \left(\mathbf{1} + \cos^2 \alpha \Gamma^{0z} \sigma_1 + \sin^2 \alpha \Gamma^{0z} + \sin \alpha \cos \alpha \Gamma^{0\theta} \left(\mathbf{1} - \sigma_1 \right) \right) \quad (3.18)$$

$$= \cos \alpha \left(\cos \alpha \mathbf{1} + \sin \alpha \sigma_1 \Gamma^{z\theta} \right) \Pi_{D1} + \sin \alpha \left(\sin \alpha \mathbf{1} - \cos \alpha \sigma_1 \Gamma^{z\theta} \right) \Pi_P, \quad (3.19)$$

and

$$\hat{\Pi}_{D5} = \frac{1}{2} \left(\mathbf{1} + \Gamma^{0z} \left(\cos \alpha \Gamma^{1234} \sigma_1 + \sin \alpha \Gamma^{z\theta} \right) \left(\cos \alpha \mathbf{1} - \sin \alpha \Gamma^{z\theta} \right) \right) \quad (3.20)$$

$$= \frac{1}{2} \left(\mathbf{1} + \cos^2 \alpha \Gamma^{01234z} \sigma_1 + \sin^2 \alpha \Gamma^{0z} + \sin \alpha \cos \alpha \Gamma^{0\theta} \left(\mathbf{1} - \Gamma^{1234} \sigma_1 \right) \right) \quad (3.21)$$

$$= \cos \alpha \left(\cos \alpha \mathbf{1} + \sin \alpha \sigma_1 \Gamma^{z\theta} \right) \Pi_{D5} + \sin \alpha \left(\sin \alpha \mathbf{1} - \cos \alpha \sigma_1 \Gamma^{z\theta} \right) \Pi_P, \quad (3.22)$$

where Π_{D1} , Π_{D5} and Π_P are given in (3.13), (3.14) and (3.15).

In both of these equations, the middle expressions show that the projectors are a combination of the appropriate component parts. The second term in each of (3.17) and (3.20) squares to $\mathbf{1}$ and is traceless, and hence each projector preserves sixteen supersymmetries. The expressions (3.19) and (3.22) show that each of these new projectors can be expressed in terms of the original projectors of the D1-P system or D5-P systems respectively. The projectors Π_{D1} , Π_{D5} and Π_P all commute with one another and are independent of Γ^θ and so their nullspaces are independent of the supertube orientation and shape. As a result, if the supertube is an infinite flat sheet then θ has a constant orientation and the supertube is $\frac{1}{2}$ -BPS but if the supertube has a varying orientation, or shape, then it is still a $\frac{1}{4}$ -BPS configuration.

4 Double bubbling

4.1 The transition to the three-charge supertube

We now consider the D1-D5-P system and consider it to be a superposition of the D1-P and the D5-P systems considered above with the momentum partitioned into two parallel

parts, $P = P^{(1)} + P^{(2)}$ associated with the two different sets of branes. The first supertube is then obtained by tilting and boosting both sets of branes in exactly the same manner:

$$\begin{pmatrix} D1(0z) \\ P^{(1)}(z) \end{pmatrix} \rightarrow \begin{pmatrix} d1(0\theta) \\ J^{(1)}(\theta) \end{pmatrix}, \quad \begin{pmatrix} D5(01234z) \\ P^{(2)}(z) \end{pmatrix} \rightarrow \begin{pmatrix} d5(01234\theta) \\ J^{(2)}(\theta) \end{pmatrix}. \quad (4.1)$$

The charges of the system are then given by (3.13)–(3.15) and the angular momentum is similarly decomposable into two parts, $J = J^{(1)} + J^{(2)}$.

Locally, the picture of these supertubes is one where D1 and D5 branes are tilted and have some momentum in the transverse direction. The momentum has to be distributed in such a way that the D1 and D5-branes remain parallel, so locally the split in momenta between the D1 and D5-branes is not arbitrary but determined by the ratio of the tensions of the D1 and wrapped D5-branes.

This produces a three-charge, two-dipole-charge supertube that follows the trajectory defined by θ . It preserves the supersymmetries defined by the projectors $\hat{\Pi}_{D1}$ and $\hat{\Pi}_{D5}$ defined in (3.17)–(3.22). Note that, unlike the projectors in (3.8), $\hat{\Pi}_{D1}$ and $\hat{\Pi}_{D5}$ do not commute. However their commutator is proportional to $\hat{\Pi}_{D1} - \hat{\Pi}_{D5}$ and so they commute on their common null space and thus define eight compatible supersymmetries.³ However, these expressions depend upon Γ^θ and so the eight-dimensional common nullspace depends upon the supertube orientation. On the other hand, (3.19) and (3.22) show that these projectors can be expressed in terms of the projectors of the D1-D5-P system, (3.16), and the common nullspace of $\hat{\Pi}_{D1}$ and $\hat{\Pi}_{D5}$ includes the four supersymmetries of the D1-D5-P system that lie in the common nullspace of the projectors (3.16). Thus the generic configuration is still $\frac{1}{8}$ -BPS.

4.2 A basis change

It is convenient to define new gamma matrices:

$$\Gamma^{\hat{z}} = \cos \alpha \Gamma^z - \sin \alpha \Gamma^\theta, \quad \Gamma^{\hat{\theta}} = \sin \alpha \Gamma^z + \cos \alpha \Gamma^\theta. \quad (4.2)$$

In this new basis one has:

$$\hat{\Pi}_{D1} = \frac{1}{2} \left(\mathbf{1} + \cos \alpha \Gamma^{0\hat{z}} \sigma_1 + \sin \alpha \Gamma^{0\hat{\theta}} \right) \quad (4.3)$$

$$\hat{\Pi}_{D5} = \frac{1}{2} \left(\mathbf{1} + \cos \alpha \Gamma^{01234\hat{z}} \sigma_1 + \sin \alpha \Gamma^{0\hat{\theta}} \right). \quad (4.4)$$

This shows that the projectors of the three-charge, two dipole charge supertube are simply a combination of the fundamental brane projectors along the $(\hat{z}, \hat{\theta})$ directions.

4.3 The double-bubbled superstratum

The goal is now to combine the transition in section 3.3 with that described in sections 3.4 and 4.1. The “quick and dirty” way to achieve this is to essentially replace Π_{D1} and Π_{D5}

³In section A.3 of the appendix we construct a commuting set of projectors for this three-charge, two-dipole-charge supertube configuration and find that using these instead of $\hat{\Pi}_{D1}$ and $\hat{\Pi}_{D5}$ leads to the same final result.

in (3.11) with $\widehat{\Pi}_{D1}$ and $\widehat{\Pi}_{D5}$. Since the fundamental branes associated with three-charge, two-dipole-charge supertube are tilted and lie along the \hat{z} -direction, one must also replace the Γ^z 's in (3.11) with $\Gamma^{\hat{z}}$'s. The resulting candidate projector is:

$$\widehat{\Pi} = \cos \beta (\cos \beta \mathbf{1} - \sin \beta \sigma_1 \Gamma^{\hat{z}\psi}) \widehat{\Pi}_{D1} + \sin \beta (\sin \beta \mathbf{1} + \cos \beta \sigma_1 \Gamma^{\hat{z}\psi}) \widehat{\Pi}_{D5}. \quad (4.5)$$

Note that β and α are independent rotation angles.

While well motivated, this form of the projector has not been rigorously established, because we have applied the equation for the new projector of a supertube transition (given in equation (A.39)) to two non-commuting projectors $\widehat{\Pi}_{D1}$ and $\widehat{\Pi}_{D5}$, whereas up to now the projectors were built out of commuting projectors. In the appendix we present a more detailed analysis of the system in which we find its commuting projectors and obtain the superstratum projector rigorously; the final result is exactly the one in (4.5).

One can now expand and simplify in a number of ways. One such instructive form is:

$$\widehat{\Pi} = \frac{1}{2} \left\{ \mathbf{1} + \Gamma^0 \left[\sin \alpha \Gamma^{\hat{\theta}} + \cos \alpha \Gamma^{\hat{z}} (\cos \beta \sigma_1 \mathbf{1} + \sin \beta \Gamma^{\hat{z}\psi}) (\cos \beta \mathbf{1} - \sin \beta \sigma_1 \Gamma^{1234\hat{z}\psi}) \right] \right\}. \quad (4.6)$$

Again the second term in this equation squares to $\mathbf{1}$ and is traceless, and hence $\widehat{\Pi}$ preserves sixteen supersymmetries. In addition, (4.5) shows that the nullspace of $\widehat{\Pi}$ contains the common nullspace of $\widehat{\Pi}_{D1}$ and $\widehat{\Pi}_{D5}$ while (3.19) and (3.22) show that this common nullspace contains the common nullspace of Π_{D1} , Π_{D5} and Π_P . In other words, the sixteen supersymmetries preserved by $\widehat{\Pi}$ contain the four supersymmetries of the D1-D5-P system and these four supersymmetries are independent of the tilt angles, (α, β) , and of coordinates, (θ, ψ) .

The superstratum is therefore a two-dimensional sheet swept out by (\hat{z}, ψ) and locally preserves the sixteen supersymmetries defined by $\widehat{\Pi}$. However as the directions θ and ψ vary there is always a set of four supersymmetries common to all the local pieces of the superstratum and so all these pieces are mutually BPS and non-interacting and so one should be able to assemble them into a complete $\frac{1}{8}$ -BPS superstratum that has an arbitrary two-dimensional shape.

We have thus completed the local argument that strongly suggests that our conjectured superstratum should exist as a regular solution in string theory.

5 Conclusions

We have shown that there should exist a completely new set of $\frac{1}{8}$ -BPS bound states of D-branes, namely, superstrata. These have three electric charges and globally preserve 4 supersymmetries while locally appear to be $\frac{1}{2}$ -BPS objects preserving 16 supersymmetries. Moreover, they have a KKM dipole charge whose world-volume wraps a codimension-three surface, and hence their back-reaction should yield smooth supergravity solutions. The shape of the superstrata in five dimensions is determined by five functions of *two variables*, and since superstrata have the same charges as the D1-D5-P black hole their back-reaction will describe microstates of this black hole in the same regime of parameters where the black hole exists. The fact that these microstate geometries depend on functions of two

variables leads us to expect that they will be able to account for vastly more entropy than ordinary supertubes, whose shapes only depend upon functions of one variable.

The new bound states should describe particular degrees of freedom of the D1-D5-P system, which one may hope to be able to see either by studying the appropriate microscopics or by relating normalizable modes of the supergravity solution, when it is constructed, to the various expectation values of the dual theory (as was done for simpler systems in [22, 23]). While the second method may indeed yield interesting physical information, it is unlikely that one will be able to describe microscopically the superstrata using the non-Abelian degrees of freedom of the D1-D5-P system, essentially because one of the dipole charges corresponds to a KK-monopole, and describing systems with dipole charges whose tension scales like $1/g_s^2$ (KK-monopoles of NS5 branes) using brane non-Abelian degrees of freedom is equivalent to proving confinement [24].

While the arguments in this paper strongly suggest that superstrata exist, there are still some serious calculations to be done to prove their existence. Of course, ideally one should construct a fully-back-reacted supergravity solution that depends on five functions of two variables and has the charges and the dipole charges indicated in this paper. In fact, two special limits of this would-be solution have already been constructed in the literature. As we explained in section 2 and illustrated in figure 2, the superstrata can be thought as coming from a smooth D1-D5 supertube with a KKM dipole charge to which one adds momentum-carrying modes that break the isometry along the common D1-D5 direction. A perturbative solution in which *one* unit of momentum is added to the smooth D1-D5 supertube was constructed in [25], and the rather non-trivial matchings that insured the existence of that solution make us confident that more complicated superstratum solutions exist.

A second highly-non-trivial supergravity solution that can be thought of as a limit of a superstratum was obtained in [26] by spectrally-flowing a supertube of arbitrary shape. The resulting solution depends non-trivially both on the common D1-D5 direction⁴ and on one of the angles in the base, but this dependence is “the same” in that this solution is a superstratum whose function of two variables only depends on their sum but not on their difference. Given the existence of these non-trivial limit solutions, and given that the physical description provided in this paper gives a rather precise description of its charges and dipole moments, we believe the complete construction of the supergravity superstratum solution to be within reach.

There are, however, some potential issues that might arise in this construction. First, our local argument is based upon the fact that BPS bits of the stratum will not interact, since they are mutually BPS, and so can be assembled at will into the superstratum. This is not exactly true: multi-charge BPS configurations *do* interact if they are not mutually local and must satisfy bubble equations or integrability conditions that constrain their locations. However, we do not expect this to be a problem because there is still freedom to adjust some of the electric charge and angular momentum densities so as to accommodate the freedom to adjust the relative locations of the bits of superstratum. Put differently, we

⁴Consequently this represents a supersymmetric solution of six-dimensional ungauged supergravity [27] that does not descend to five dimensions.

expect any such conditions not to emerge as restrictions on the shape but to constrain, for a given shape, certain integrals of the charge and angular-momentum densities (much as one finds for wiggly supertubes in bubbling solutions [18]).

Another delicate issue that might constrain the superstrata is the fact that one must compactify the common D1-D5 direction, \hat{z} , and have a properly quantized coefficient of the potential along this U(1) fiber in order to smooth out the geometry using the KK monopole. This works beautifully for the usual D1-D5 configuration where \hat{z} is simply the coordinate along a compactification circle. For superstrata, the coordinate \hat{z} parametrizes a curve of arbitrary shape and so there may be an issue in making the KKM construction smooth on such a geometry. Once again we suspect that this will not present a problem because the process of adding charges and smearing them out includes some choices of charge density functions and this geometric issue should simply amount to selecting the KKM density distribution so that it is a fixed integer along the curve defined by \hat{z} .

We raise these issues to show that the complete proof of the existence of superstrata as microstate geometries still requires some further work. Indeed, the supergravity solutions corresponding to superstrata will be extremely interesting. One should recall that, from the six-dimensional perspective, the smooth geometry created by the D1-D5 supertube is simply a non-trivial cycle in the three-dimensional homology of the space-time and that the usual supertube profile represents fluctuations of this 3-cycle that depend upon functions of one variable. The superstratum will thus represent the much richer and more extensive space of two-dimensional fluctuations of this 3-cycle. We are thus very optimistic about these new solutions and the role that we expect them to play in black-hole thermodynamics.

The local construction of the superstrata has revealed some particularly satisfying properties. First, they seem to be the most natural fundamental bound-state constituent of a three-charge black hole. The two-charge supertube is a simple fusion of two electric charges to form a fundamental bound object and much of the work of Mathur and collaborators has shown how these objects naturally carry the entropy of the two-charge system. Once one has a three-charge system we now find that there is a very natural “double bubbling” that leads to a fundamental, bound object that carries all three charges and by very good fortune these configurations depend upon functions of two variables. While supertubes and generalized supertubes may account for some of the entropy of the three-charge black hole, they are not really fundamentally three-charge objects whereas the new superstratum is precisely such an object and should carry far more entropy.⁵ We find it remarkable that such an object emerges precisely when the three-charge entropy seems to require it and its doubly remarkable that this object can be represented in terms of a microstate geometry.

In this paper, we studied the possibility of a particular two-fold supertube transition of the D1-D5-P system. Namely, at the first stage of the transition, the D1 and P charges

⁵A generalization of the “free supergravity estimate” of [17] to the D1-D5-P system suggests that the entropy that one can maximally obtain from supergravity should behave as $\sim c^{3/4}L_0^{1/4}$ for large L_0 (using two-dimensional CFT notation), which would still be smaller than the Cardy result $\sim c^{1/2}L_0^{1/2}$. It will be interesting to see whether superstrata respect this entropy bound, or can evade it because of their non-perturbative dipole charges.

are transformed into a tilted D1-P system and the D5 and P charges into a tilted D5-P system. Then, at the second stage, these tilted D1-P and D5-P systems are puffed up into a superstratum. However, since the D1, D5 and P charges can be dualized into each other, at the first stage we could have also considered the possibility of the D1 and D5 charges forming a supertube with KKM dipole charge, which in turn could have also participated in the second transition. It is not clear whether such different patterns of two-fold supertube transitions give the same final result, and if not, whether the resulting configuration could still source a smooth geometry. We leave further investigations into such dynamical issues for future research.

Acknowledgments

We would like to thank S. Giusto, K. Papadodimas, S. Raju and C. Ruef for helpful discussions. The work of IB was supported in part by the ANR grant 08-JCJC-0001-0, and by the ERC Starting Independent Researcher Grant 240210 - String-QCD-BH. The work of NPW was supported in part by DOE grant DE-FG03-84ER-40168. This work was partly supported by the Foundation of Fundamental Research on Matter (FOM). MS is very grateful to the ITFA, University of Amsterdam for hospitality. MS and NPW are also very grateful to the IPhT, CEA-Saclay for hospitality while much of this work was done.

A Detailed analysis of the projectors for double bubbling

In this appendix, we develop and study the projectors for double bubbling in detail. Most of the arguments about the supersymmetry of supertubes in various duality frames can be found in the original papers [1–3], but here we try to give a general picture that is independent of the duality frame used to describe the supertube. In A.1, we summarize the $\frac{1}{2}$ -BPS projectors for various branes and solitons and explain, via examples, how to combine them to construct BPS states with given charges. In A.2, we derive the projector (A.43) for generic supertube transitions where a combination of two electric charges transforms into a new configuration with new dipole charge. In A.3, we use this result to construct the projector for the double bubbling, namely the two-fold supertube transition. In A.4, we explain the relation between the projector derived here and the one used in the main text.

Our convention for the ten-dimensional Clifford algebra are that $\{\Gamma^\mu, \Gamma^\nu\} = 2\eta^{\mu\nu}$, with $\eta^{\mu\nu} = (- + \dots +)$ and we define $\Gamma^{\mu_1 \dots \mu_k} \equiv \Gamma^{[\mu_1} \dots \Gamma^{\mu_k]}$. We also define the ten-dimensional helicity operator by $\Gamma_* \equiv \Gamma^{0 \dots 9}$, with $\Gamma_*^2 = \mathbf{1}$.

In type II superstring theory, there are two ten-dimensional Majorana-Weyl supercharges, Q and \tilde{Q} , each of which will be described in terms of 32 component spinors satisfying Majorana and helicity constraints. In type IIA they have opposite helicity, $\Gamma_* Q = Q$ and $\Gamma_* \tilde{Q} = -\tilde{Q}$, while in type IIB they have the same helicity, $\Gamma_* Q = Q$ and $\Gamma_* \tilde{Q} = \tilde{Q}$. We will also think of these supersymmetries as belonging to a doublet: $\mathcal{Q} = \begin{pmatrix} Q \\ \tilde{Q} \end{pmatrix}$ that has $2 \times 32 = 64$ components and the Pauli σ -matrices will be thought of as acting on the doublet label \mathcal{Q} . This means that the helicity projector, Γ_* , is equivalent to the action of σ_3 in the type IIA theory and $\mathbf{1}_2$ in type IIB. We will understand that the σ matrices and

the identity matrix, $\mathbb{1}_2$, are implicitly tensored with the action of the gamma matrices, Γ^μ , and that $\mathbb{1}_{32}$ is implicitly tensored with the action of the σ -matrices.

A.1 Supersymmetry algebra and projectors for branes

The supercharges preserved by various fundamental branes and solitons satisfy

$$\Pi \mathcal{Q} = 0, \quad \Pi = \frac{1}{2}(1 + P), \quad (\text{A.1})$$

where the matrices, P , are given by [28–30]:

$$\begin{aligned} P_{\text{P}} &= \Gamma^{01} & P_{\text{F1}} &= \Gamma^{01} \sigma_3 \\ P_{\text{NS5}}^{\text{IIA}} &= \Gamma^{012345} & P_{\text{NS5}}^{\text{IIB}} &= \Gamma^{012345} \sigma_3 \\ P_{\text{KKM}(12345;6)}^{\text{IIA}} &= \Gamma^{012345} \sigma_3 = \Gamma^{6789} & P_{\text{KKM}(12345;6)}^{\text{IIB}} &= \Gamma^{012345} = \Gamma^{6789} \\ P_{\text{D0}} &= \Gamma^0 i \sigma_2 & P_{\text{D1}} &= \Gamma^{01} \sigma_1 \\ P_{\text{D2}} &= \Gamma^{012} \sigma_1 & P_{\text{D3}} &= \Gamma^{0123} i \sigma_2 \\ P_{\text{D4}} &= \Gamma^{01234} i \sigma_2 & P_{\text{D5}} &= \Gamma^{012345} \sigma_1 \\ P_{\text{D6}} &= \Gamma^{0123456} \sigma_1 \end{aligned} \quad (\text{A.2})$$

From these conditions, one can reverse-engineer the supersymmetry algebra. For example, one can show that the F1 condition in (A.2) means that we have the following terms on the right hand side of the $\mathcal{Q}, \mathcal{Q}^\dagger$ anticommutator:

$$\frac{1}{2} \{ \mathcal{Q}, \mathcal{Q}^\dagger \} = P_\mu \Gamma^{0\mu} + \tau_{\text{F1}} Q_\mu^{F1} \Gamma^{0\mu} \sigma_3, \quad \tau_{\text{F1}} = \frac{1}{2\pi\alpha'}, \quad (\text{A.3})$$

where Q_μ^{F1} corresponds to the charge of fundamental strings.

One can show this as follows. If we have straight fundamental strings at rest, the supersymmetry algebra (A.3) becomes

$$\frac{1}{2} \{ \mathcal{Q}, \mathcal{Q}^\dagger \} = M + q_i \Gamma^{0i} \sigma_3, \quad \tau_{\text{F1}} Q_\mu^{F1} \equiv (0, \mathbf{q}) \quad (\text{A.4})$$

The charge vector \mathbf{q} measures the tension of the fundamental string, including the direction and multiplicity. Now, assume that the supercharge \mathcal{Q} also satisfies:

$$\Pi \mathcal{Q} = 0, \quad \Pi = \frac{1}{2} \left(1 + \frac{q_i}{|\mathbf{q}|} \Gamma^{0i} \sigma_3 \right), \quad (\text{A.5})$$

corresponding to fundamental strings along the direction $\frac{\mathbf{q}}{|\mathbf{q}|}$. Equivalently, one has:

$$\Pi' \mathcal{Q} = \mathcal{Q}, \quad \Pi' \equiv 1 - \Pi = \frac{1}{2} \left(1 - \frac{q_i}{|\mathbf{q}|} \Gamma^{0i} \sigma_3 \right). \quad (\text{A.6})$$

The supercharge \mathcal{Q} satisfies the following relation:

$$\begin{aligned} \frac{1}{2} \{ \mathcal{Q}, \mathcal{Q}^\dagger \} &= \frac{1}{2} \{ \Pi' \mathcal{Q}, (\Pi' \mathcal{Q})^\dagger \} = \frac{1}{2} \Pi' \{ \mathcal{Q}, \mathcal{Q}^\dagger \} \Pi' \\ &= \frac{1}{4} \left(1 - \frac{q_i}{|\mathbf{q}|} \Gamma^{0i} \sigma_3 \right) (M + q_i \Gamma^{0i} \sigma_3) \left(1 - \frac{q_i}{|\mathbf{q}|} \Gamma^{0i} \sigma_3 \right) = (M - |\mathbf{q}|) \Pi', \end{aligned} \quad (\text{A.7})$$

which vanishes for a BPS configuration of mass $M = |\mathbf{q}|$. So, the supercharge, \mathcal{Q} , satisfying (A.6) is preserved in this F1 configuration. As one can see from (A.5), half the eigenvalues of Π are 1 and the other half are 0 and so half the components of \mathcal{Q} survive the projection (A.5), and hence the state satisfying (A.3) is $\frac{1}{2}$ -BPS.

The essential point is that (A.4) becomes the projector (A.5) precisely on the BPS states and, conversely the supersymmetry algebra must be compatible with the projectors that define $\frac{1}{2}$ -BPS states.

In this manner, one can determine the supersymmetry algebra for more general configurations to be:

$$\frac{1}{2}\{\mathcal{Q}, \mathcal{Q}^\dagger\} = \begin{cases} P_\mu \Gamma^{0\mu} + \tau_{F1} Q_\mu^{F1} \Gamma^{0\mu} \sigma_3 + \tau_{D1} Q^{D0} \Gamma^0 i \sigma_2 + \tau_{D2} Q_{\mu_1 \mu_2}^{D2} \Gamma^{0\mu_1 \mu_2} \sigma_1 + \dots & \text{(IIA)} \\ P_\mu \Gamma^{0\mu} + \tau_{F1} Q_\mu^{F1} \Gamma^{0\mu} \sigma_3 + \tau_{D1} Q_\mu^{D1} \Gamma^{0\mu} \sigma_1 + \tau_{D3} Q_{\mu_1 \mu_2 \mu_3}^{D3} \Gamma^{0\mu_1 \mu_2 \mu_3} i \sigma_2 + \dots & \text{(IIB)} \end{cases} \quad (\text{A.8})$$

where $\tau_{Dp} = (2\pi)^{-p} (\alpha')^{-(p+1)/2} g_s^{-1}$.

Another instructive exercise is to derive the linear combination of supersymmetries that vanishes on states with particular combinations of charges. This then describes the BPS bound states with those charges. For a bound state of F1(1) and D1(1) at rest,⁶ the anticommutator, (A.8), is simply:

$$\frac{1}{2}\{\mathcal{Q}, \mathcal{Q}^\dagger\} = M + \tau_{F1} Q_1^{F1} \Gamma^{01} \sigma_3 + \tau_{D1} Q_1^{D1} \Gamma^{01} \sigma_1. \quad (\text{A.9})$$

Just as we saw in (A.7), it is easy to show that (A.9) vanishes if \mathcal{Q} satisfies

$$\Pi_{F1D1} \mathcal{Q} = 0, \quad \Pi_{F1D1} = \frac{1}{2} [1 + \Gamma^{01} (\cos \beta \sigma_3 + \sin \beta \sigma_1)], \quad \tan \beta = \frac{\tau_{D1} Q_1^{D1}}{\tau_{F1} Q_1^{F1}}, \quad (\text{A.10})$$

provided that the mass is equal to $M = \sqrt{(\tau_{F1} Q_1^{F1})^2 + (\tau_{D1} Q_1^{D1})^2}$. The angle β is a ‘‘mixing angle’’ between F1 and D1. It is again easy to see that this F1-D1 bound state is $\frac{1}{2}$ -BPS.

Similarly, a D1 brane with charge vector \mathbf{q} , boosted transverse to its world-volume with momentum \mathbf{p} , such that $\mathbf{q} \cdot \mathbf{p} = 0$, is also $\frac{1}{2}$ -BPS, and satisfies

$$\left(1 + \frac{p_i}{M} \Gamma^{0i} + \frac{q_i}{M} \Gamma^{0i} \sigma_1\right) \mathcal{Q} = 0, \quad M = \sqrt{\mathbf{p}^2 + \mathbf{q}^2}. \quad (\text{A.11})$$

The mass, M , obtained from this BPS condition is indeed the mass of an object with rest mass $|\mathbf{q}|$ boosted to have momentum \mathbf{p} .

We can also derive this result by directly boosting a D1-brane in a transverse direction. Starting with the projector $\Pi_{D1} = \frac{1}{2}(1 + \Gamma^{01} \sigma_1)$ for a D1-brane in the x^1 direction, boosting in the x^2 -direction amounts to replacing

$$\Gamma^0 \rightarrow \cosh \xi \Gamma^0 - \sinh \xi \Gamma^2. \quad (\text{A.12})$$

⁶As in the main body of this paper, the parentheses after a configuration label denotes the spatial directions they wrap, for example, F1(i) means a fundamental string wrapped along x^i .

The resulting projector does not look like (A.11) but can be brought in that form as follows. First multiply Π_{D1} on the left by Γ^0 , then perform the substitution (A.12), and finally multiply the projector once more on the left by $-\Gamma^0/\cosh\xi$. The result is precisely of the form (A.11) with $p/M = \tanh\xi$ and $q/M = 1/\cosh\xi$.

The examples above were all $\frac{1}{2}$ -BPS states. Configurations with less supersymmetry can be studied in precisely the same manner. For example, if we have D1(1) and D5(16789), the supersymmetry algebra has:

$$\frac{1}{2}\{\mathcal{Q}, \mathcal{Q}^\dagger\} = M + q_1\Gamma^{01}\sigma_1 + q_5\Gamma^{016789}\sigma_1. \quad (\text{A.13})$$

The preserved supersymmetry, \mathcal{Q} , satisfies

$$\Pi_1\mathcal{Q} = \Pi_5\mathcal{Q} = 0 \quad (\text{A.14})$$

where

$$\Pi_1 = \frac{1}{2}(1 + \Gamma^{01}\sigma_1), \quad \Pi_5 = \frac{1}{2}(1 + \Gamma^{016789}\sigma_1), \quad [\Pi_1, \Pi_5] = 0 \quad (\text{A.15})$$

and we assumed that $q_1, q_5 > 0$. Because Π_1 and Π_5 commute, the two conditions in (A.14) are equivalent to the single condition

$$\Pi_{15}\mathcal{Q} = 0, \quad \Pi_{15} = 1 - (1 - \Pi_1)(1 - \Pi_5) = \frac{1}{4}(3 + \Gamma^{01}\sigma_1 - \Gamma^{6789} + \Gamma^{016789}\sigma_1), \quad (\text{A.16})$$

or, equivalently,

$$\Pi'_{15}\mathcal{Q} = \mathcal{Q}, \quad \Pi'_{15} = 1 - \Pi_{15} = \Pi'_1\Pi'_5 = \frac{1}{4}(1 - \Gamma^{01}\sigma_1 + \Gamma^{6789} - \Gamma^{016789}\sigma_1). \quad (\text{A.17})$$

Now, from the supersymmetry anticommutator, (A.13), one can derive

$$\frac{1}{2}\{\mathcal{Q}, \mathcal{Q}^\dagger\} = \frac{1}{2}\Pi'_{15}\{\mathcal{Q}, \mathcal{Q}^\dagger\}\Pi'_{15} = (M - q_1 - q_5)\Pi'_{15}. \quad (\text{A.18})$$

This vanishes for the BPS mass, $M = q_1 + q_5$. The fact that $\text{tr}(\Pi'_{15}) = \frac{1}{4}\text{tr}(\mathbb{1})$ means that this is a $\frac{1}{4}$ -BPS state.

A.2 The generic supertube transition

A general supertube transition takes the form:

$$\begin{pmatrix} Q_1(x) \\ Q_2(y) \end{pmatrix} \rightarrow \begin{pmatrix} d_1(z\psi) \\ \mathcal{J}(\psi) \end{pmatrix}, \quad (\text{A.19})$$

where x, y, z and ψ are some subsets of coordinate directions along which the branes are wrapped or the momentum is directed. The coordinate ψ indicates the new direction associated with the supertube. The supersymmetry preserved by the configuration after the transition depends upon the orientation of the ψ direction as one goes along the brane. If we zoom in on a point on the supertube, the tube can be locally thought of as straight and we can determine the supersymmetry preserved at that point by the methods above. The

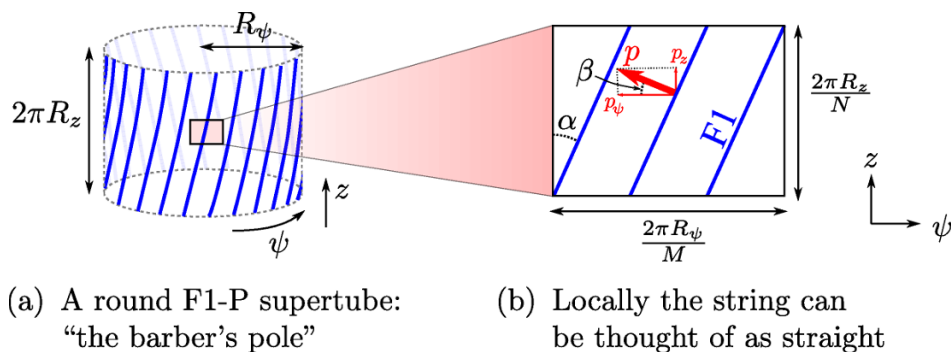


Figure 3. The zoom-in near an F1-P supertube profile

supertube has the following properties: (i) 16 supersymmetries are preserved at each point along ψ , and (ii) these 16 symmetries differ from point to point but they all share a common subset of eight supersymmetries and these are the same eight supersymmetries that are preserved by the original charge configuration before the transition. From these requirements, it is straightforward to derive a general formula for the supersymmetry projector after the supertube transition for general charges Q_1, Q_2 in (A.19).

A.2.1 An example: the F1-P system

In order to derive the supersymmetry projector for the general supertube transition (A.19), we begin with a simple example, the F1-P system, where we know the detailed physics of the supertube transition [3] and can construct the projector from the knowledge of the configuration. We will also take a different approach to the one in the main body of this paper.

Consider the F1-P system in which w fundamental strings are wound along z and n units of momentum are directed along the same z direction. We take z to be a compact direction with periodicity $2\pi R_z$. The projectors associated with these charges are:

$$\Pi_{F1(z)} = \frac{1}{2}(1 + \Gamma^{0z}\sigma_3), \quad \Pi_{P(z)} = \frac{1}{2}(1 + \Gamma^{0z}), \quad [\Pi_{F1(z)}, \Pi_{P(z)}] = 0. \quad (\text{A.20})$$

It is easy to see that supercharge \mathcal{Q} annihilated by $\Pi_{F1(z)}$ and $\Pi_{P(z)}$ describes a $\frac{1}{4}$ -BPS state.

We now make wish to make a supertube transition:

$$\begin{pmatrix} w \\ n \end{pmatrix} \begin{pmatrix} F1(z) \\ P(z) \end{pmatrix} \rightarrow \begin{pmatrix} d \\ J \end{pmatrix} \begin{pmatrix} f1(\psi) \\ \mathcal{J}(\psi) \end{pmatrix}. \quad (\text{A.21})$$

For this system, the fundamental bound state is a string with a momentum wave on it [4], which can be thought of as the result of a supertube transition that adds an extra F1 dipole charge and an extra angular momentum along the ψ direction [3]. In the new bound state the string world-sheet extends along a curve parametrized by ψ as a function of the original world-sheet direction, z , and carries J units of momentum along ψ . In particular,

if $\psi = z \tan \alpha$ the shape of the string is a helix moving up (or down, depending the signs of charges) along its axis, just like the barber's pole, as depicted in figure 3a. By studying such circular traveling waves on strings using the Nambu-Goto action or by looking at the corresponding supergravity solutions [3], one finds that the charges w, n and the dipole charges d, J satisfy the relation:

$$nw = Jd, \quad (\text{A.22})$$

and that the angular momentum J and the radius of the ψ circle are related by:

$$J = 2\pi R_\psi^2 \tau_{F1} d. \quad (\text{A.23})$$

Note that this relation implies that the local ‘‘angular momentum density’’ (proportional to J/R_ψ^2),⁷ must be equal to the local dipole charge density, and hence be constant along the profile; we discuss this in more detail below (around equation (A.36)). This relation can also be understood as coming from requiring the Killing spinors of the supertube bit to be the same as those of its electric (F1 and P) charges. Adding dipole charges shifts these Killing spinors, and so does adding angular momentum; however if (A.23) is satisfied the shifts cancel each other and the Killing spinors become again those of the electric charges. This can also be seen from supergravity analysis of the near-supertube solution [21].

Consider a very small part of the helix, as shown in figure 3b. Let the size of the square we are focusing on be $(2\pi R_\psi/M) \times (2\pi R_z/N)$ for some very large integers M and N . We can think of the strings in this small square as straight lines in a small region on the (ψ, z) -plane. Let the angle between this string and the z axis be α (see figure 3b). Because the string is wrapped d/N times along the ψ direction of length $2\pi R_\psi/M$ and w/M times along the z direction of length $2\pi R_z/N$, the angle α satisfies

$$\tan \alpha = \frac{\frac{d}{N} \cdot \frac{2\pi R_\psi}{M}}{\frac{w}{M} \cdot \frac{2\pi R_z}{N}} = \frac{d R_\psi}{w R_z} = \sqrt{\frac{n/R_z}{2\pi w R_z \tau_{F1}}}, \quad (\text{A.24})$$

where in the third equality we used the relations (A.22) and (A.23).

Let the angle between the momentum vector carried by the string and the ψ axis be β (see figure 3b). The (ψ, z) components of the momentum carried by the entire helix is $(-J/R_\psi, n/R_z)$. So, the momentum carried by the piece of strings in the small square is $(p_\psi, p_z) = (-\frac{J}{MNR_\psi}, \frac{n}{MNR_z})$. So, the angle, β , between the momentum vector carried by the string bit and the ψ axis satisfies:

$$\tan \beta = \frac{n/(MNR_z)}{J/(MNR_\psi)} = \frac{nR_\psi}{JR_z} = \sqrt{\frac{n/R_z}{2\pi w R_z \tau_{F1}}}. \quad (\text{A.25})$$

⁷Technically the angular momentum density is J/R while the quantity J/R^2 is the linear momentum density around the supertube, or simply the angular speed. Thus what we refer to as ‘‘angular momentum density,’’ ρ_J , is really the momentum density *along* the tube and should perhaps be more consistently denoted by ρ_p , but this could lead to notational confusion with ρ_P and so we will persist with the mild abuse of terminology in calling this quantity an angular momentum density and denoting it by ρ_J .

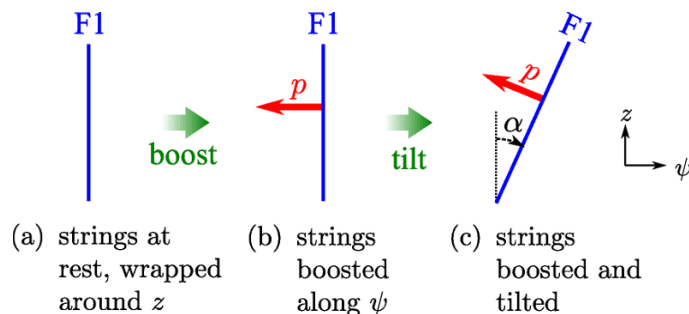


Figure 4. Boosting and rotating to obtain the desired F1-P configuration

In the last equality we used the relations required by the dynamics of the string, (A.22) and (A.23). Comparing this with (A.24) we see that $\beta = \alpha$ and hence these dynamical conditions require that the momentum be perpendicular to the direction of the string, i.e., the string is boosted transverse to its world-sheet.

Based on this physical picture, we will construct the supersymmetry projector for this configuration. Starting from strings sitting at rest and extending along z (figure 4a), we boost them along the negative ψ -direction (figure 4b). We then rotate them in the (ψ, z) plane by angle $-\alpha$ to get to the desired configuration (Fig 4c). The projector for F1(z) boosted along the negative ψ direction (figure 4b) is given by:

$$\Pi_{\text{F1}(z)\text{-P}(\psi)} = \frac{1}{2} \left(1 - \sin \gamma \Gamma^{0\psi} + \cos \gamma \Gamma^{01} \sigma_3 \right). \quad (\text{A.26})$$

Here, γ is related to the ratio of the $\text{P}(\psi)$ charge and the $\text{F1}(z)$ charge as

$$\tan \gamma = \frac{(\text{momentum } \text{P}(\psi))}{(\text{F1}(z) \text{ charge})} \quad \text{for the configuration of figure 4b.} \quad (\text{A.27})$$

The magnitudes of F1 and momentum charges in figure 4b are equal to those in the configuration shown in figure 4c, because they are related to each other by rotation. Therefore,

$$\tan \gamma = \frac{\sqrt{(p_\psi)^2 + (p_z)^2}}{\tau_{\text{F1}} \cdot (\text{length of F1})} = \frac{\sqrt{\left(\frac{1}{MN} \frac{n}{R_z}\right)^2 + \left(\frac{1}{MN} \frac{J}{R_\psi}\right)^2}}{\tau_{\text{F1}} \sqrt{\left(\frac{w}{M} \frac{2\pi R_z}{N}\right)^2 + \left(\frac{d}{N} \frac{2\pi R_\psi}{M}\right)^2}} = \frac{\sqrt{(n/R_z)^2 + (J/R_\psi)^2}}{2\pi \tau_{\text{F1}} \sqrt{(wR_z)^2 + (dR_\psi)^2}}. \quad (\text{A.28})$$

Using the relations (A.22) and (A.23), it is easy to show that this is equal to (A.24) and thus $\gamma = \alpha = \beta$.

By rotating the projector (A.26) (with $\gamma = \alpha$) by angle $-\alpha$ in the (ψ, z) -plane, we get the projector after the supertube transition:

$$\Pi_{st} = \frac{1}{2} \left[1 - s(c\Gamma^{0\psi} - s\Gamma^{01}) + c(c\Gamma^{01} + s\Gamma^{0\psi})\sigma_3 \right], \quad (\text{A.29})$$

where $s = \sin \alpha$ and $c = \cos \alpha$. The fact that $\text{tr}(\Pi_{st}) = \frac{1}{2} \text{tr}(\mathbf{1})$ means that this projector preserves 16 supersymmetries. These supersymmetries depend upon the angle α as well as

the ψ direction in space and hence the position along the string. However, note that (A.29) can also be written as:

$$\Pi_{st} = c(c + s\Gamma^{z\psi}\sigma_3)\Pi_{F1(z)} + s(s - c\Gamma^{z\psi}\sigma_3)\Pi_{P(z)}. \quad (\text{A.30})$$

This implies that the projector Π_{st} always preserves the set of eight supersymmetries that are preserved by the original two projectors $\Pi_{F1(z)}$ and $\Pi_{P(z)}$, independent of position along the ψ curve.

Although we started by working with a circular ψ curve, our local analysis is valid also for an arbitrary curve parametrized by ψ embedded in the \mathbb{R}^8 transverse to the original direction, z . Such a curve in \mathbb{R}^8 can be parametrized by seven functions. Furthermore, we can change the angle α along the curve. Note that α can be expressed in terms of the local charge densities, as follows. The momentum along z carried by the part of the string in our small square is

$$p_z = \frac{n}{R_z} \cdot \frac{1}{MN} = \frac{n}{MNR_z}. \quad (\text{A.31})$$

So, the local momentum density per unit area is

$$\rho_P = \frac{p_z}{(2\pi R_z/N)(2\pi R_\psi/M)} = \frac{n}{(2\pi R_z)^2 R_\psi} \quad (\text{A.32})$$

Similarly, the $F1(z)$ charge carried by the same string bits and the local $F1(z)$ charge density are computed as

$$q_{F1} = \tau_{F1} \cdot 2\pi R_z w \cdot \frac{1}{MN} = \frac{2\pi w \tau_{F1} R_z}{MN}, \quad \rho_{F1} = \frac{q_{F1}}{(2\pi R_z/N)(2\pi R_\psi/M)} = \frac{w \tau_{F1}}{2\pi R_\psi}. \quad (\text{A.33})$$

Comparing these with (A.24), it is easy to see that the angle α can be written as

$$\tan \alpha = \sqrt{\frac{\rho_P}{\rho_{F1}}}. \quad (\text{A.34})$$

So, varying α corresponds to varying the ratio of charge densities along the curve. However, one cannot change all the charge densities completely freely: It is easy to show that the dynamical relation (A.22) implies the following relation:

$$\rho_P \rho_{F1} = \rho_{\mathcal{J}} \rho_{f1}, \quad (\text{A.35})$$

where

$$\rho_{\mathcal{J}} = \frac{J}{(2\pi R_\psi)^2 R_z} = \frac{d\tau_{F1}}{2\pi R_z}, \quad \rho_{f1} = \frac{d\tau_{F1}}{2\pi R_z} \quad (\text{A.36})$$

are the $P(\psi)$ and $F1(\psi)$ densities.

Because the dipole and the angular momentum densities ρ_{f1} and $\rho_{\mathcal{J}}$ are constant along the curve, the relation (A.35) means that the product of the charge densities, $\rho_P \rho_{F1}$, should be constant along the curve. Taking this constraint into account, we have a supertube parametrized by $7 + 1 = 8$ functions in total.

A.2.2 The formula for the projector

Based on the previous example with projectors (A.29) and (A.30), we can construct the projector for the general supertube transition (A.19). Let the *commuting* projectors for the original electric charges corresponding to the left hand side of (A.19) be:

$$\Pi_1 = \frac{1}{2}(1 + P_1), \quad \Pi_2 = \frac{1}{2}(1 + P_2), \quad [\Pi_1, \Pi_2] = 0. \quad (\text{A.37})$$

Because $\Pi_{1,2}$ are projectors and they commute, $P_{1,2}$ satisfy

$$P_1^2 = P_2^2 = 1, \quad [P_1, P_2] = 0. \quad (\text{A.38})$$

For each of $\Pi_{1,2}$ to preserve sixteen supersymmetries, and for them together to preserve eight supersymmetries, we require $\text{tr} P_1 = \text{tr} P_2 = \text{tr}(P_1 P_2) = 0$. Based on the expressions, (A.29) and (A.30), take the following ansatz for the projector after the supertube transition:

$$\begin{aligned} \Pi_{st} &= \frac{1}{2} \left[1 + (c_1 \Gamma^{0\psi} + s_1 P_1) \Gamma^{0\psi} (c_2 \Gamma^{0\psi} + s_2 P_2) \right], \\ &= \frac{1}{2} \left(1 + s_1 c_2 P_1 + c_1 s_2 P_2 + c_1 c_2 \Gamma^{0\psi} + s_1 s_2 P_1 \Gamma^{0\psi} P_2 \right) \end{aligned} \quad (\text{A.39})$$

where $c_i = \cos \theta_i$, $s_i = \sin \theta_i$, and $\theta_{i=1,2}$ are some angles to be determined. From the second expression in (A.39), we can see that the state annihilated by Π_{st} has the original electric charges and momentum along ψ , which is the correct feature for the projector after the supertube transition.

The matrix Π_{st} given in (A.39) is not, in general, a projector. However, if one has

$$\{\Gamma^{0\psi}, P_1\} = \{\Gamma^{0\psi}, P_2\} = 0 \quad (\text{A.40})$$

then it can be shown that $\Pi_{st}^2 = \Pi_{st}$ and thus Π_{st} is a projector. We will assume (A.40) henceforth. For Π_{st} to preserve 16 supersymmetries, it is sufficient to assume that $\text{tr}(\Gamma^{0\psi} P_1 P_2) = 0$. In the example (A.20), where $P_1 = \Gamma^{01} \sigma_3$ and $P_2 = \Gamma^{01}$, all these conditions are indeed satisfied.

The most important requirement that our candidate projector (A.39) should satisfy is that it annihilates the supercharges annihilated by the original projectors (A.37). For this, note that (A.39) can be brought to the following form:

$$\Pi_{st} = \frac{1}{2} \left[1 - \sin(\theta_1 + \theta_2) + \cos(\theta_1 + \theta_2) \Gamma^{0\psi} + (\dots) \Pi_1 + (\dots) \Pi_2 \right]. \quad (\text{A.41})$$

To derive (A.41), we first (anti)commute P_i appearing in (A.39) to the right of $\Gamma^{0\psi}$ and then re-express them in terms of Π_i . So, for Π_{st} to annihilate supercharges annihilated by Π_i , we need

$$\theta_1 + \theta_2 = \frac{\pi}{2} \pmod{2\pi}. \quad (\text{A.42})$$

If we set $\theta_1 = \frac{\pi}{2} + \alpha, \theta_2 = -\alpha$, then (A.39) reduces to

$$\begin{aligned}\Pi_{st} &= \frac{1}{2} \left[1 + (-s\Gamma^{0\psi} + cP_1)\Gamma^{0\psi}(c\Gamma^{0\psi} - sP_2) \right] \\ &= \frac{1}{2} \left[1 + c^2P_1 + s^2P_2 - sc\Gamma^{0\psi} + sc\Gamma^{0\psi}P_1P_2 \right],\end{aligned}\tag{A.43}$$

where $c = \cos \alpha, s = \sin \alpha$.

From the general formula (A.43), we can read off how the system of two electric charges associated with P_1 and P_2 undergoes a transition into a supertube configuration with momentum along ψ and a dipole charge, d , associated with $P_{dip} = \Gamma^{0\psi}P_1P_2$. Note that, for a general supertube transition, this expression for P_{dip} means that, unlike the F1-P system, the dipole component of the supertube configuration is not generically obtained from a tilt and boost of the original projectors.

The supertube with F1-P charges (A.29) corresponds to taking $P_1 = \Gamma^{01}\sigma_3, P_2 = \Gamma^{01}, P_{dip} = \Gamma^{0\psi}\sigma_3$. The supertube with D1-D5 charges in (3.7) corresponds to taking $P_1 = \Gamma^{0z}\sigma_1, P_2 = \Gamma^{01234z}\sigma_1, P_{dip} = \Gamma^{01234\psi}$. The D1-P and D5-P supertubes in (3.12) correspond to taking $P_1 = \Gamma^{0z}\sigma_1, P_2 = \Gamma^{0z}, P_{dip} = \Gamma^{0\psi}\sigma_1$ and $P_1 = \Gamma^{01234z}\sigma_1, P_2 = \Gamma^{0z}, P_{dip} = \Gamma^{01234\psi}\sigma_1$, respectively.

Just as in the F1-P example, the supertube can be along an arbitrary curve transverse to the direction of the original electric charges. Along such an arbitrary curve, one can also vary the angle, α , which is related to the ratio of the densities of the original electric charges via:

$$\tan \alpha = \sqrt{\frac{\rho_2}{\rho_1}},\tag{A.44}$$

where ρ_1 and ρ_2 are the densities of the original electric charges. Equation (A.44) is a generalization of the relation (A.34). As for the F1-P supertube, the product of the charge densities, $\rho_1\rho_2$, is constant along the curve, and this comes again from requiring that the supersymmetries be the same as those of the electric charges.

As a side note, we would like to remark that one could write down a more general Ansatz than (A.39) by including other terms that can be constructed out of P_i and $\Gamma^{0\psi}$, namely $\Gamma^{0\psi}P_i$ and P_1P_2 . However, if we require that we generate only one type of charge other than the original electric charges (corresponding to P_i) and momentum along ψ (corresponding to $\Gamma^{0\psi}$), then (A.43) is the most general projector. Another interesting fact is that the supertube projector in equation (A.39) can be written as:

$$\Pi_{st} = U^{-1}\Pi_0U, \quad \Pi_0 = \frac{1}{2}(1 + \Gamma^{0\psi}), \quad U = \exp\left(\frac{\theta_1}{4}[P_1, \Gamma^{0\psi}] + \frac{\theta_2}{4}[P_2, \Gamma^{0\psi}]\right),\tag{A.45}$$

and hence changing the angle α can be thought as giving rise to a rotation in the spinor space.

A.3 Double bubbling

Here we consider two successive supertube transitions in which a system of three electric charges first undergoes a supertube transition and produces two dipole charges, which, in

turn, undergo a supertube transition and produce another dipole charge. We then use the methods developed above to derive the corresponding supersymmetry projectors.

A.3.1 First supertube transition

Consider the supertube transition of the following three electric charges:

$$\begin{pmatrix} D1(z) \\ D5(1234z) \\ P(z) \end{pmatrix}. \tag{A.46}$$

The supersymmetry projectors for this configuration are:

$$\Pi_1 = \frac{1}{2}(1 + \Gamma^{0z}\sigma_1), \quad \Pi_2 = \frac{1}{2}(1 + \Gamma^{01234z}\sigma_1), \quad \Pi_3 = \frac{1}{2}(1 + \Gamma^{0z}). \tag{A.47}$$

Each of these projectors preserve 16 supersymmetries, they commute with one another and together they leave four common supersymmetries unbroken. Later it will be useful to consider a fourth projector:

$$\Pi_4 = \frac{1}{2}(1 + \Gamma^{01234z}). \tag{A.48}$$

If $\Pi_{1,2,3}\mathcal{Q} = 0$, then it follows that $\Pi_4\mathcal{Q} = 0$. The projector, Π_4 , corresponds to $\text{KKM}(1234z; \theta)$, where θ is an arbitrary direction in the transverse space. Even if we added such a KKM to the D1-D5-P system it would not break further supersymmetry, but we focus on the case with the three original electric charges (A.46) without a fourth one.

From the supergravity analysis [31–33], it is known that a three-charge system (A.46) can contain a supersymmetric black ring that has three dipole charges, corresponding to $D5(1234\theta)$, $D1(\theta)$, and $\text{KKM}(1234\theta; z)$, where θ is the direction of the ring. This black ring can be thought of as a black supertube with three dipole charges, and both the near-ring limit [21] and the general solution have four supersymmetries. However, here we consider the *special* situation where there is no KKM dipole charge, and the supertube has three charges and two dipole charges:

$$\begin{pmatrix} N_1 \\ N_2 \\ N_3 \end{pmatrix} \begin{pmatrix} D1(z) \\ D5(1234z) \\ P(z) \end{pmatrix} \rightarrow \begin{pmatrix} n_1 \\ n_2 \\ J \end{pmatrix} \begin{pmatrix} d5(1234\theta) \\ d1(\theta) \\ \mathcal{J}(\theta) \end{pmatrix} \tag{A.49}$$

where N_i, n_i, J are quantized numbers of charges.

Our first goal is to derive the supersymmetry projector for this supertube by using the properties of this configuration known from the DBI [20] and the near-tube supergravity descriptions [21]. Our analysis will closely parallel the analysis of the previous subsection, where we derived the projector for the F1-P supertube based on the known properties of the configuration.

This kind of supertube transition (A.49) has been studied by the DBI action in [20] and it was observed that the following relations hold among charges:

$$\frac{N_1}{n_2} = \frac{N_2}{n_1} = \frac{J}{N_3}. \tag{A.50}$$

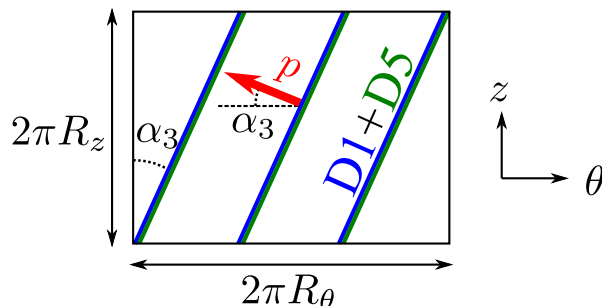


Figure 5. The straight D1-D5-P tube configuration.

The same relations can also be derived by the analysis of the supergravity black ring solution; the first relation is necessary for the absence of closed time-like curves while the second relation follows if we require that the configuration locally preserve one quarter of the supersymmetry. The angular momentum J and the radius R_θ of the ring are related by [20]:

$$J = 2\pi R_\theta^2 (n_1 \tau_{D5} V_4 + n_2 \tau_{D1}), \tag{A.51}$$

where $(2\pi)^4 V_4$ is the 4-volume of the 1234 directions that are wrapped by the D5 branes. This relation can be thought of as generalization of (A.23).

One can do the local analysis as in section A.2.1 by zooming in onto a very small region near a point along the round supertube, where the D1-branes and D5-branes can be thought of as straight. However, in order not to complicate the discussion and formulae, we will simply work with a straight supertube and keep in mind that it can be replaced by a local analysis near an arbitrary supertube. The final formulae will be in terms of ratios of quantities and are only locally valid.

If the condition (A.50) is met, then the D1-branes and D5-branes are parallel with each other in the (θ, z) plane and at an common angle, α_3 , with the z axis where

$$\tan \alpha_3 = \frac{n_2 R_\theta}{N_1 R_z} = \frac{n_1 R_\theta}{N_2 R_z}. \tag{A.52}$$

The configuration of the D1 and D5 branes is shown in figure 5. Furthermore, these D1's and D5's are moving in the direction perpendicular to their world-volume with total momentum

$$(p^\theta, p^z) = \left(-\frac{J}{R_\theta}, \frac{N_3}{R_z} \right). \tag{A.53}$$

So, this supertube can locally be viewed as a D1-D5 system tilted and boosted transverse to its world-volume, which is a $\frac{1}{4}$ -BPS state; see figure 5.

To derive the projectors for this tilted-and-boosted D1-D5 system, we follow a similar path to that of section A.2 to derive the projector for the F1-P system. Namely, we begin by considering a configuration with D1(z), D5(1234 z), and P(θ) charges; namely,

the branes are aligned with the z direction and have momentum along the θ direction. We first construct the projectors for this configuration aligned with the z - and θ -axes. Then, we will simply rotate the configuration in the (θ, z) plane and obtain the desired projectors for the tilted-and-boosted D1-D5 system.

As we discussed in the main text, one can view the whole process as two separate supertube transitions of the D1-P and D5-P systems, so that the end result is two locally-parallel and marginally bound supertubes. If we simply boost the D1 and D5 projectors of (A.47) in the $-\theta$ direction then we trivially get the two commuting projectors:

$$\tilde{\Pi}_{\text{D1}(z)\text{-P}(\theta)} = \frac{1}{2}(1 + a\Gamma^{0z}\sigma_1 + b\Gamma^{z\theta}), \quad \tilde{\Pi}_{\text{D5}(01234z)\text{-P}(\theta)} = \frac{1}{2}(1 + a\Gamma^{01234z}\sigma_1 + b\Gamma^{1234z\theta}), \quad (\text{A.54})$$

where $a^2 - b^2 = 1$. To convert these into the canonical forms of projectors, as in (A.2), from which we can read off the component charges, we multiply the first one by $\Gamma^{0z}\sigma_1$ and the second one by $\Gamma^{01234z}\sigma_1$ and rescale by a^{-1} to obtain the projectors:

$$\Pi_{\text{D1}(z)\text{-P}(\theta)} = \frac{1}{2}(1 + c_2\Gamma^{0z}\sigma_1 + s_2\Gamma^{0\theta}), \quad \Pi_{\text{D5}(01234z)\text{-P}(\theta)} = \frac{1}{2}(1 + c_2\Gamma^{01234z}\sigma_1 + s_2\Gamma^{0\theta}), \quad (\text{A.55})$$

where the angle, α_2 , is related to the boost by $c_2 = \frac{1}{a}$, $s_2 = \frac{b}{a}$. However, the problem with these projectors (A.55) is that they no longer commute with each other, even though they are equivalent to the original set of projectors (A.54). Since they are equivalent to (A.54) they do commute on their common null space as do the projectors in (4.3) and (4.4).

The resolution of this dilemma is to consider instead the following more general class of projectors:

$$\begin{aligned} \Pi_1^{(0)} &= \frac{1}{2}(1 + c_1c_2\Gamma^{0z}\sigma_1 + s_1s_2\Gamma^{01234z}\sigma_1 + c_1s_2\Gamma^{0\theta} - s_1c_2\Gamma^{01234\theta}), \\ \Pi_2^{(0)} &= \frac{1}{2}(1 + s_1s_2\Gamma^{0z}\sigma_1 + c_1c_2\Gamma^{01234z}\sigma_1 - s_1c_2\Gamma^{0\theta} + c_1s_2\Gamma^{01234\theta}), \\ [\Pi_1^{(0)}, \Pi_2^{(0)}] &= 0, \quad c_i = \cos \alpha_i, \quad s_i = \sin \alpha_i, \quad i = 1, 2, \end{aligned} \quad (\text{A.56})$$

where the angles, $\alpha_{1,2}$, will be determined below. Note that, as desired, these projectors *commute* with each other. On the other hand, they now contain $\Gamma^{01234\theta}$ terms, which correspond to $\text{KKM}(01234\theta; z)$ charges and may seem unwanted. However, these terms are actually acceptable if the charges represented by $\Pi_1^{(0)}$ and the ones represented by $\Pi_2^{(0)}$ add up to the charges that we want in the system. Namely, the $\Gamma^{01234\theta}$ terms cause no problem at all if the *net* $\text{KKM}(01234\theta; z)$ charge vanishes.

There are several reasons for considering this more general class of projectors. The most important one is that if one is to decompose the boosted D1-D5 system, which preserves 8 supersymmetries, into two sub-systems with commuting projectors, each of which preserves 16 supersymmetries, then the charges of these sub-systems are *not* those of a boosted D1 and a boosted D5, as one may naively expect. Actually, to get *commuting* projectors in the canonical form determined by (A.2), one finds that one must include a $\Gamma^{01234\theta}$ term

which corresponds to a $\text{KKM}(1234\theta; z)$ charge. We can derive this as follows. If we dualize the $\text{D1}(z)\text{-D5}(1234z)\text{-P}(\theta)$ system by $T_{z\theta 12}, S, T_{\theta 13}$ -dualities, we can convert it into $\text{D2}(23), \text{D2}(14), \text{D2}(13)$. Then, after an $\text{SO}(2)_{12} \times \text{SO}(2)_{34}$ rotation, we can go to a frame only with $\text{D2}(1'4')$ and $\text{D2}(2'3')$. These two stacks of D2-branes are mutually BPS and their projectors commute, and hence are the one-charge subsystems of our two-charge system. If we take each sub-system and $\text{SO}(2)_{12} \times \text{SO}(2)_{34}$ rotate it back, it now has $\text{D2}(24)$ in addition to $\text{D2}(23), \text{D2}(14), \text{D2}(13)$. If we further dualize it back to the D1-D5-P frame, we obtain two mutually BPS sub-systems, each having $\text{KKM}(1234\theta; z)$ charge in addition to the original $\text{D1}(z), \text{D5}(1234z)$ and $\text{P}(\theta)$ charge. Hence, from this perspective, having an extra $\text{KKM}(1234\theta; z)$ charge is a necessity, not an option.

Another way to arrive at the projectors above is to ask what are the most general commuting projectors with the charges of the system. Clearly the projectors can contain $\Gamma^{0z}\sigma_1, \Gamma^{01234z}\sigma_1$ and $\Gamma^{0\theta}$ because they respectively correspond to the $\text{D1}(z), \text{D5}(1234z)$ and $\text{P}(\theta)$ charges. However, one can also add $\Gamma^{01234\theta}$ (corresponding to $\text{KKM}(1234\theta; z)$), which commutes with the other charges, as long as the KKM charge of the total system is zero. Hence, our goal is to decompose the $\frac{1}{4}$ -BPS $\text{D1}(z)\text{-D5}(1234z)\text{-P}(\theta)$ system into two mutually BPS sub-systems each of which is $\frac{1}{2}$ -BPS, whose projectors commute, and whose KKM charges sum up to zero.

Yet another heuristic way of thinking of our choice of projector is that it is the most general projector carrying these charges that does not, at leading order in rotations, involve a direct mix of the D1 and D5 sub-systems. The most general projector is obtained by taking four arbitrary coefficients, a_i , for the gamma matrices on the right-hand side of one of the projectors. To be a projector one must have $\sum_i a_i^2 = 1$ and so there is a three-parameter family. However, if one excludes the direct rotation of the D1 system into the D5 system at first order, and requires the two projectors to commute, one arrives at the result in (A.56)

We now fix the angles, $\alpha_{1,2}$, in terms of the physical parameters. Each of the projectors $\Pi_i^{(0)}$ corresponds to a $\frac{1}{2}$ -BPS sub-system with four kinds of charges, $\text{D1}(z), \text{D5}(1234z), \text{P}(\theta)$ and $\text{KKM}(1234z; \theta)$. We require that the total charges of the combined system satisfy:

$$\begin{aligned} M_1 c_1 c_2 + M_2 s_1 s_2 &= q_1, & M_1 s_1 s_2 + M_2 c_1 c_2 &= q_2, \\ M_1 c_1 s_2 - M_2 s_1 c_2 &= -p, & -M_1 s_1 c_2 + M_2 c_1 s_2 &= 0. \end{aligned} \tag{A.57}$$

Here $q_1 = \tau_{D1} Q_z^{D1}, q_2 = \tau_{D5} Q_z^{D5}$, and p is momentum. The masses, $M_{1,2}$, are those of the two $\frac{1}{2}$ -BPS sub-systems that are mutually BPS. The last equation in (A.57) is the one that sets the total KKM charge to zero. From (A.57), we can derive

$$\begin{aligned} \cos(\alpha_1 + \alpha_2) &= \frac{q_1 - q_2}{M_-}, & \sin(\alpha_1 + \alpha_2) &= -\frac{p}{M_-}, \\ \cos(\alpha_1 - \alpha_2) &= \frac{q_1 + q_2}{M_+}, & \sin(\alpha_1 - \alpha_2) &= \frac{p}{M_+}, \\ M_{\pm} &\equiv M_1 \pm M_2 = \sqrt{p^2 + (q_1 \pm q_2)^2}. \end{aligned} \tag{A.58}$$

The physical charges, q_1, q_2 and p , are determined in terms of the quantized charges N_i, n_i, J (modulo the relation (A.50)) so that, after rotation in the (θ, z) plane, we end up with the

desired diagonal D1-D5-P configuration shown in figure 5. We will do that a little later. The two sub-systems have mass M_1 and M_2 and, since the two sub-systems are mutually BPS, the mass of the total system is simply the sum: $M_1 + M_2 = \sqrt{p^2 + (q_1 + q_2)^2}$. This is the correct mass of the D1(z)-D5($z1234$) system with rest mass $q_1 + q_2$ boosted to have momentum p in the θ direction.

Now we can obtain the desired projectors for the tilted-and-boosted D1-D5 system shown in figure 5 by rotating the projectors (A.56) by an angle $-\alpha_3$ in the (θ, z) plane. This is trivially accomplished by replacing Γ^z and Γ^θ in (A.56) by $\Gamma^{\hat{z}}$ and $\Gamma^{\hat{\theta}}$ where:

$$\Gamma^{\hat{z}} \equiv c_3 \Gamma^z + s_3 \Gamma^\theta, \quad \Gamma^{\hat{\theta}} \equiv c_3 \Gamma^\theta - s_3 \Gamma^z. \quad (\text{A.59})$$

To summarize, the resulting projectors, $\hat{\Pi}_{i=1,2}$, are given by

$$\hat{\Pi}_i = \frac{1}{2}(1 + \hat{P}_i), \quad (\text{A.60})$$

with

$$\begin{aligned} \hat{P}_1 &= c_1 c_2 \Gamma^{0\hat{z}} \sigma_1 + s_1 s_2 \Gamma^{01234\hat{z}} \sigma_1 + c_1 s_2 \Gamma^{0\hat{\theta}} - s_1 c_2 \Gamma^{01234\hat{\theta}}, \\ \hat{P}_2 &= s_1 s_2 \Gamma^{0\hat{z}} \sigma_1 + c_1 c_2 \Gamma^{01234\hat{z}} \sigma_1 - s_1 c_2 \Gamma^{0\hat{\theta}} + c_1 s_2 \Gamma^{01234\hat{\theta}}. \end{aligned} \quad (\text{A.61})$$

We now show that the angle α_3 is actually fixed by the dynamical conditions (A.50) and (A.51) to be:

$$\alpha_3 = \alpha_1 - \alpha_2. \quad (\text{A.62})$$

From (A.58), we see that

$$\tan(\alpha_1 - \alpha_2) = \frac{p}{q_1 + q_2}. \quad (\text{A.63})$$

As mentioned before, the charges p, q_1, q_2 here are nothing but the P, D1 and D5 charges in figure 5. They are computed in terms of the charges N_i, n_i, J as follows:

$$\begin{aligned} p &= \sqrt{(p^\theta)^2 + (p^z)^2} = \sqrt{(N_3/R_z)^2 + (J/R_\theta)^2} = (J/R_\theta) \sqrt{1 + (n_2 R_\theta / N_1 R_z)^2}, \\ q_1 &= \tau_{D1} \sqrt{(2\pi R_z N_1)^2 + (2\pi R_\theta n_2)^2} = 2\pi \tau_{D1} R_z N_1 \sqrt{1 + (n_2 R_\theta / N_1 R_z)^2} \\ q_2 &= \tau_{D5} V_4 \sqrt{(2\pi R_z N_2)^2 + (2\pi R_\theta n_1)^2} = 2\pi \tau_{D5} R_z V_4 N_2 \sqrt{1 + (n_2 R_\theta / N_1 R_z)^2}. \end{aligned} \quad (\text{A.64})$$

Here, p was computed simply by (A.53), and $q_{1,2}$ were computed by considering the fact that D1- and D5-branes are wrapped diagonally with winding numbers (N_1, n_2) and (N_2, n_1) around a torus of radii R_z, R_θ . Also, in the last equalities, we used the relations (A.50). If we substitute these relations (A.64) into the right hand side of (A.63) and use the relations (A.50), (A.51) and (A.53), we obtain $\tan \alpha_3 = \tan(\alpha_1 - \alpha_2)$, namely, (A.62) follows.

The projectors (A.60) with parameters $\alpha_{1,2,3}$ satisfying the relation (A.62) always preserve the four common supersymmetries of the original three-charge system. In particular,

we can write the $\widehat{\Pi}_i$ in terms of the fundamental set of projectors, $\Pi_{1,\dots,3}$ of (A.47), and the additional derived projector, Π_4 of (A.48):

$$\begin{aligned}\widehat{\Pi}_1 &= \frac{1}{2}[(1 - \cos \phi) - \sin \phi \Gamma^{z\theta}] + (c_3 - s_3 \Gamma^{z\theta})(c_1 c_2 \Pi_1 + s_1 s_2 \Pi_2) - (s_3 + c_3 \Gamma^{z\theta})(c_1 s_2 \Pi_3 + s_1 c_2 \Pi_4), \\ \widehat{\Pi}_2 &= \frac{1}{2}[(1 - \cos \phi) - \sin \phi \Gamma^{z\theta}] + (c_3 - s_3 \Gamma^{z\theta})(s_1 s_2 \Pi_1 + c_1 c_2 \Pi_2) + (s_3 + c_3 \Gamma^{z\theta})(s_1 c_2 \Pi_3 - c_1 s_2 \Pi_4),\end{aligned}$$

where $\phi \equiv \alpha_1 - \alpha_2 - \alpha_3$. Note that one needs the relation (A.62) to show that these annihilate the supersymmetries of the original three-charge system. We may thus use this condition of preserving the original supersymmetries as an alternative derivation of the identity (A.62).

By using the relations (A.50), (A.51) and (A.58), we can derive the following relations for the angles:

$$\tan \alpha_3 = \tan(\alpha_1 - \alpha_2) = \sqrt{\frac{\rho_P}{\rho_{D1} + \rho_{D5}}}, \quad \tan(\alpha_1 + \alpha_2) = -\frac{\sqrt{\rho_P(\rho_{D1} + \rho_{D5})}}{\rho_{D1} - \rho_{D5}}, \quad (\text{A.65})$$

where

$$\rho_{D1} = \frac{\tau_{D1} N_1}{2\pi R_\theta}, \quad \rho_{D5} = \frac{\tau_{D5} V_4 N_2}{2\pi R_\theta}, \quad \rho_P = \frac{N_3}{(2\pi R_z)^2 R_\theta} \quad (\text{A.66})$$

are the densities of the original electric charges D1(z), D5($z1234$) and P(z), respectively, and are easy to compute just as (A.33). So, the angles $\alpha_{1,2,3}$ are determined in terms of the ratios of the electric charge densities. By varying these charge densities, we can vary the angles $\alpha_{1,2,3}$ along the curve. However, we cannot freely vary the charge densities ρ_{D1} , ρ_{D5} , ρ_P . Using the relations (A.50), it is easy to show that

$$\rho_{D1} \rho_P = \rho_{d1} \rho_J, \quad \rho_{D5} \rho_P = \rho_{d5} \rho_J, \quad (\text{A.67})$$

where

$$\rho_{d1} = \frac{n_2 \tau_{D1}}{2\pi R_z}, \quad \rho_{d5} = \frac{n_1 \tau_{D5} V_4}{2\pi R_z}, \quad \rho_J = \frac{J}{(2\pi R_\theta)^2 R_z} = \frac{n_1 \tau_{D5} V_4 + n_2 \tau_{D1}}{2\pi R_z} \quad (\text{A.68})$$

are the charge densities of D1(θ), D5($\theta1234$) and P(θ), respectively. Because these dipole charge densities ρ_{d1} and ρ_{d5} are constant along the curve, and furthermore the angular momentum density ρ_J is equal to their sum, the charge densities $\rho_{D1}, \rho_{D5}, \rho_P$ are subject to the constraint (A.67). Because (A.67) imposes two conditions on three densities, there is $3 - 2 = 1$ parameter which we can vary along the ψ curve.

Much like for ordinary two-charge supertubes, the fact that the angular momentum density is equal to the sum of the dipole charge densities insures that the shifts to the electric Killing spinors brought about by the dipole charges and angular momentum cancel; this can also be seen from supergravity analysis of the near-supertube solution [21].

The projectors $\widehat{\Pi}_1$ and $\widehat{\Pi}_2$ defined here are not the same as those defined in (3.17)–(3.22). This is because the projectors constructed here actually commute whereas those of (3.17)–(3.22) do not commute in general but commute on their common null space.

This difference in the commutators is directly attributable to the fact that we introduced the polarization angle, α_1 , and arranged the D1 projector to have KKM charge terms. Of course, to be rigorous about the second supertube transition, one must use the commuting projectors and the procedure outlined in the appendix section A.2.2. Nevertheless, as we will see below, the projector we obtained in eq. (4.5) using noncommuting projectors is the same as the one we obtain here using the rigorous procedure.

It is interesting to note that, just as in (A.45), the projectors (A.60) can be written rather concisely as

$$\begin{aligned}
 \widehat{P}_i &= U_i^{-1} \Gamma^{0\theta} U_i, \\
 U_1 &= \exp \left(\frac{\alpha_2 - \frac{\pi}{2}}{4} [P_1, \Gamma^{0\theta}] - \frac{\alpha_1}{4} [P_2, \Gamma^{0\theta}] + \frac{\alpha_3}{4} [P_3, \Gamma^{0\theta}] \right), \\
 U_2 &= \exp \left(\frac{\alpha_2}{4} [P_1, \Gamma^{0\theta}] - \frac{\alpha_1 + \frac{\pi}{2}}{4} [P_2, \Gamma^{0\theta}] + \frac{\alpha_3}{4} [P_3, \Gamma^{0\theta}] \right), \\
 P_1 &= \Gamma^{0z} \sigma_1, \quad P_2 = \Gamma^{0z1234} \sigma_1, \quad P_3 = \Gamma^{0z},
 \end{aligned} \tag{A.69}$$

and hence can also be thought of as coming from a rotation in spinor space.

A.3.2 Second supertube transition — double bubbling

Locally, the supertube transition of the D1-D5-P system can be thought of as a tilted and boosted D1-D5 system and the result is a $\frac{1}{4}$ -BPS configuration. We found commuting supersymmetry projectors, $\widehat{\Pi}_i$, describing this system. Being simply a tilted and boosted version of the D1-D5 system, this system can in principle undergo a second supertube transition where it expands into new dipole charges. The projector after such a second supertube transition is obtained simply by using the general formula (A.43). The result is

$$\widehat{\Pi} = \frac{1}{2} (1 + s_4^2 \widehat{P}_1 + c_4^2 \widehat{P}_2 - s_4 c_4 \Gamma^{0\psi} + s_4 c_4 \Gamma^{0\psi} \widehat{P}_1 \widehat{P}_2), \tag{A.70}$$

where $c_4 = \cos \alpha_4$, $s_4 = \sin \alpha_4$.

The angle α_4 is not arbitrary but is fixed in terms of charge densities by the general relation (A.44) that any supertube transition should obey. In (A.44), $\rho_{1,2}$ are the densities of the electric charges associated with the commuting projectors $\Pi_{1,2}$ in (A.37), and are proportional to the BPS masses for these projectors. The BPS masses for the commuting projectors $\widehat{\Pi}_{1,2}$ are equal to those for $\widehat{\Pi}_{1,2}^{(0)}$, which are nothing but the $M_{1,2}$ defined in (A.58). Therefore, the relation (A.44) is

$$\tan^2 \alpha_4 = \frac{M_2}{M_1} = \frac{\tan \alpha_2}{\tan \alpha_1}, \tag{A.71}$$

where, in the last equality, we used (A.57) and (A.64). So, the $\widehat{\Pi}$ defined in (A.70), along with the condition (A.71), is the projector for the second supertube transition, or double bubbling.

A.4 The relation between projectors

A.4.1 Relating the projectors

We have carefully derived the projector (A.70) based on the commuting projectors $\widehat{\Pi}_{1,2}$. On the other hand, in the main text, we constructed the projector (4.5) based on non-commuting projectors $\widehat{\Pi}_{D1,D5}$ defined in (4.3) and (4.4) and we ignored the fact that $\widehat{\Pi}_{D1}$ and $\widehat{\Pi}_{D5}$ do not commute. The two “double bubbled” projectors that we have constructed are not, *a priori*, guaranteed to be the same. However, by carefully comparing the explicit expressions of the two projectors, we can straightforwardly check that the two projectors are indeed identical with the following identification of parameters:

$$\alpha = \alpha_2 - \alpha_1, \quad \cos(2\beta) = -\frac{\tan(\alpha_1 - \alpha_2)}{\tan(\alpha_1 + \alpha_2)}, \quad \sin(2\beta) = -\frac{\sin(2\alpha_4)}{\cos(\alpha_1 - \alpha_2)}. \quad (\text{A.72})$$

Note that the angle α_4 is related to $\alpha_{1,2}$ by (A.71).

A.4.2 How many parameters do superstrata have?

For entropy-counting purposes, it is interesting to ask how much freedom one has in constructing a superstratum and in particular a flat superstratum. *A priori*, the superstratum projector can depend on four angles $\alpha_{1,2,3,4}$ that appear in the projector (A.70), but in order to preserve the same supersymmetries as the original branes these angles must be related via (A.62) and (A.71). The projector we constructed in the main text, (4.5), also depends on two angle parameters α, β , that can be related to the angles $\alpha_{1,2,3,4}$ by (A.72). Hence it appears at first glance that the superstratum has two functions worth of degrees of freedom.

Since the four angles can in turn can be re-expressed in terms of the densities of the D1, D5 and P original electric charges through the relations (A.65) and (A.71), this would imply that the three D1,D5 and P densities must satisfy one constraint. However, before the second bubbling these densities must in fact satisfy *two* constraints (A.67), which imply that D1 and the D5 densities must be proportional. It is unclear whether this proportionality relation will also apply to a superstratum. One can argue that this relation comes from requiring absence of closed time-like curves near the first-bubbled supertube profile [21], and since the second bubbling has now removed the problematic region of spacetime the superstratum does not have to satisfy this relation. On the other hand, from the point of view of the DBI construction [20] this relation is an intrinsic feature of the three-charge two-dipole charge supertube that undergoes the second bubbling to become a superstratum, and hence one can argue that the superstratum will continue satisfying this relation.

The final answer to this question has to await a dynamical description of a superstratum either via a supergravity solution or via a Born-Infeld-type analysis. The important point is that the one or two density parameters that can vary along the superstratum, together with the shape modes that give its embedding in \mathcal{M}_5 , can be functions of both θ and ψ . Hence the superstrata should be parameterized by several functions of two variables, and probably have much more entropy than any other horizonless object with three charges constructed so far.

Open Access. This article is distributed under the terms of the Creative Commons Attribution Noncommercial License which permits any noncommercial use, distribution, and reproduction in any medium, provided the original author(s) and source are credited.

References

- [1] D. Mateos and P.K. Townsend, *Supertubes*, *Phys. Rev. Lett.* **87** (2001) 011602 [[hep-th/0103030](#)] [[SPIRES](#)].
- [2] D. Mateos, S. Ng and P.K. Townsend, *Supercurves*, *Phys. Lett.* **B 538** (2002) 366 [[hep-th/0204062](#)] [[SPIRES](#)].
- [3] O. Lunin and S.D. Mathur, *Metric of the multiply wound rotating string*, *Nucl. Phys.* **B 610** (2001) 49 [[hep-th/0105136](#)] [[SPIRES](#)].
- [4] A. Dabholkar, J.P. Gauntlett, J.A. Harvey and D. Waldram, *Strings as Solitons and Black Holes as Strings*, *Nucl. Phys.* **B 474** (1996) 85 [[hep-th/9511053](#)] [[SPIRES](#)].
- [5] R. Emparan, D. Mateos and P.K. Townsend, *Supergravity supertubes*, *JHEP* **07** (2001) 011 [[hep-th/0106012](#)] [[SPIRES](#)].
- [6] O. Lunin and S.D. Mathur, *AdS/CFT duality and the black hole information paradox*, *Nucl. Phys.* **B 623** (2002) 342 [[hep-th/0109154](#)] [[SPIRES](#)].
- [7] O. Lunin, J.M. Maldacena and L. Maoz, *Gravity solutions for the D1 – D5 system with angular momentum*, [hep-th/0212210](#) [[SPIRES](#)].
- [8] I. Kanitscheider, K. Skenderis and M. Taylor, *Fuzzballs with internal excitations*, *JHEP* **06** (2007) 056 [[arXiv:0704.0690](#)] [[SPIRES](#)].
- [9] B.C. Palmer and D. Marolf, *Counting supertubes*, *JHEP* **06** (2004) 028 [[hep-th/0403025](#)] [[SPIRES](#)].
- [10] D. Bak, Y. Hyakutake, S. Kim and N. Ohta, *A geometric look on the microstates of supertubes*, *Nucl. Phys.* **B 712** (2005) 115 [[hep-th/0407253](#)] [[SPIRES](#)].
- [11] V.S. Rychkov, *D1 – D5 black hole microstate counting from supergravity*, *JHEP* **01** (2006) 063 [[hep-th/0512053](#)] [[SPIRES](#)].
- [12] S.D. Mathur, *The fuzzball proposal for black holes: An elementary review*, *Fortsch. Phys.* **53** (2005) 793 [[hep-th/0502050](#)] [[SPIRES](#)].
- [13] I. Bena and N.P. Warner, *Black holes, black rings and their microstates*, *Lect. Notes Phys.* **755** (2008) 1 [[hep-th/0701216](#)] [[SPIRES](#)].
- [14] K. Skenderis and M. Taylor, *The fuzzball proposal for black holes*, *Phys. Rept.* **467** (2008) 117 [[arXiv:0804.0552](#)] [[SPIRES](#)].
- [15] V. Balasubramanian, J. de Boer, S. El-Showk and I. Messamah, *Black Holes as Effective Geometries*, *Class. Quant. Grav.* **25** (2008) 214004 [[arXiv:0811.0263](#)] [[SPIRES](#)].
- [16] B.D. Chowdhury and A. Virmani, *Madave Lectures on Fuzzballs and Emission from the D1 – D5 System*, [arXiv:1001.1444](#) [[SPIRES](#)].
- [17] J. de Boer, S. El-Showk, I. Messamah and D. Van den Bleeken, *A bound on the entropy of supergravity?*, *JHEP* **02** (2010) 062 [[arXiv:0906.0011](#)] [[SPIRES](#)].
- [18] I. Bena, N. Bobev, S. Giusto, C. Ruef and N.P. Warner, *An Infinite-Dimensional Family of Black-Hole Microstate Geometries*, *JHEP* **03** (2011) 022 [[arXiv:1006.3497](#)] [[SPIRES](#)].

- [19] J. de Boer and M. Shigemori, *Exotic branes and non-geometric backgrounds*, *Phys. Rev. Lett.* **104** (2010) 251603 [[arXiv:1004.2521](#)] [[SPIRES](#)].
- [20] I. Bena and P. Kraus, *Three Charge Supertubes and Black Hole Hair*, *Phys. Rev. D* **70** (2004) 046003 [[hep-th/0402144](#)] [[SPIRES](#)].
- [21] I. Bena, *Splitting hairs of the three charge black hole*, *Phys. Rev. D* **70** (2004) 105018 [[hep-th/0404073](#)] [[SPIRES](#)].
- [22] L.F. Alday, J. de Boer and I. Messamah, *What is the dual of a dipole?*, *Nucl. Phys. B* **746** (2006) 29 [[hep-th/0511246](#)] [[SPIRES](#)].
- [23] I. Kanitscheider, K. Skenderis and M. Taylor, *Holographic anatomy of fuzzballs*, *JHEP* **04** (2007) 023 [[hep-th/0611171](#)] [[SPIRES](#)].
- [24] J. Polchinski and M.J. Strassler, *The string dual of a confining four-dimensional gauge theory*, [hep-th/0003136](#) [[SPIRES](#)].
- [25] S.D. Mathur, A. Saxena and Y.K. Srivastava, *Constructing 'hair' for the three charge hole*, *Nucl. Phys. B* **680** (2004) 415 [[hep-th/0311092](#)] [[SPIRES](#)].
- [26] J. Ford, S. Giusto and A. Saxena, *A class of BPS time-dependent 3-charge microstates from spectral flow*, *Nucl. Phys. B* **790** (2008) 258 [[hep-th/0612227](#)] [[SPIRES](#)].
- [27] J.B. Gutowski, D. Martelli and H.S. Reall, *All supersymmetric solutions of minimal supergravity in six dimensions*, *Class. Quant. Grav.* **20** (2003) 5049 [[hep-th/0306235](#)] [[SPIRES](#)].
- [28] I. Bena and R. Roiban, *Supergravity pp-wave solutions with 28 and 24 supercharges*, *Phys. Rev. D* **67** (2003) 125014 [[hep-th/0206195](#)] [[SPIRES](#)].
- [29] M. Graña, *D3-brane action in a supergravity background: The fermionic story*, *Phys. Rev. D* **66** (2002) 045014 [[hep-th/0202118](#)] [[SPIRES](#)].
- [30] S.F. Hassan, *T-duality, space-time spinors and RR fields in curved backgrounds*, *Nucl. Phys. B* **568** (2000) 145 [[hep-th/9907152](#)] [[SPIRES](#)].
- [31] I. Bena and N.P. Warner, *One ring to rule them all ... and in the darkness bind them?*, *Adv. Theor. Math. Phys.* **9** (2005) 667 [[hep-th/0408106](#)] [[SPIRES](#)].
- [32] H. Elvang, R. Emparan, D. Mateos and H.S. Reall, *Supersymmetric black rings and three-charge supertubes*, *Phys. Rev. D* **71** (2005) 024033 [[hep-th/0408120](#)] [[SPIRES](#)].
- [33] J.P. Gauntlett and J.B. Gutowski, *General concentric black rings*, *Phys. Rev. D* **71** (2005) 045002 [[hep-th/0408122](#)] [[SPIRES](#)].
- [34] I. Bena and P. Kraus, *Microscopic description of black rings in AdS/CFT*, *JHEP* **12** (2004) 070 [[hep-th/0408186](#)] [[SPIRES](#)].
- [35] A. Dabholkar, N. Iizuka, A. Iqbal, A. Sen and M. Shigemori, *Spinning strings as small black rings*, *JHEP* **04** (2007) 017 [[hep-th/0611166](#)] [[SPIRES](#)].