

# Single-step genomic predictions of a minor breed

(concurrently with the large genomic evaluations of a main breed).

Andrei A. Kudinov, Minna Koivula, Gert P. Aamand,  
Ismo Strandén, & Esa A. Mäntysaari



# Who is Finncattle (FIC)?

- FIC represents <1% of milk recorded cows in Finland (in 2019)
- 36,133 animals in pedigree in milk evaluations (1950-2020)
- FIC test-day evaluations are part of Red Dairy cattle DFS\* runs
- ~1,000 FIC genotypes available (~200 bulls & 800 cows)
  
- Aim: Deliver GEBVs to FIC breeders and farmers.

\*DFS = Denmark, Finland, and Sweden

# Single-step evaluations

Single-step is the target in Nordic Dairy Cattle evaluations

✓ ssGTBLUP with Metafounders

✓ ssGTBLUP with full QP transformation and  $G_{05}$

[Allele frequency = 0.5; inbreeding in  $A^{-1}$  and  $A_{22}$ ;  $G$  scaled by  $\text{tr}(A_{22})/\text{tr}(G_{05})$ ]

Will RDC single-step evaluations works properly for FIC?

Will FIC genotypes harm RDC single-step evaluations?

# Data

- Test-day records: from 3.6M RDC, 0.86M HOL, and 30K FIC cows
- Pedigree included 5.9M animals (107K males) with 137 UPG
- Genotypes: ~170K RDC & 917 FIC

# Metafounders concept

ssGBLUP with MF (Legarra et al. 2015; Christensen, 2015).

$$(\mathbf{H}^\Gamma)^{-1} = (\mathbf{A}^\Gamma)^{-1} + \begin{pmatrix} 0 & 0 \\ 0 & \mathbf{G}_w^{-1} - (\mathbf{A}_{22}^\Gamma)^{-1} \end{pmatrix}$$

Relationships among MF are described by  $\Gamma$ .

$$\Gamma = 8 * Cov(\mathbf{P})$$

$\mathbf{P}$  - allelic frequencies (AF) across loci in base population.

# Use 137 UPG as 137 MF?

- Impossible to calculate AF for each UPG

$$\cancel{8 * Cov(\mathbf{P}) = \Gamma_{137}}$$

- Structure of pre-gamma ( $\Gamma_{pre}$ ) was defined with covariance function kernel  $\mathbf{K}$

$$\Gamma_{pre} = \Phi_{pre} \mathbf{K} \Phi'_{pre} \quad \#1$$

$$\mathbf{K} = (\Phi'_{pre} \Phi_{pre})^{-1} * \Phi'_{pre} \Gamma_{pre} \Phi_{pre} * (\Phi'_{pre} \Phi_{pre})^{-1} \quad \#2$$

#1 Kirkpatrick et al., 1994

#2 Tijani et al., 1999

- $\mathbf{K}$  was used to extend structure of  $\Gamma_{pre}$  to  $\Gamma_{137}$

$$\Gamma_{137} = \Phi_{137} \mathbf{K} \Phi'_{137}$$

# Approaching suitable pre-Gamma matrix

To explore the breeds and changes in population

Groups defined as **breed x time** we treated as M

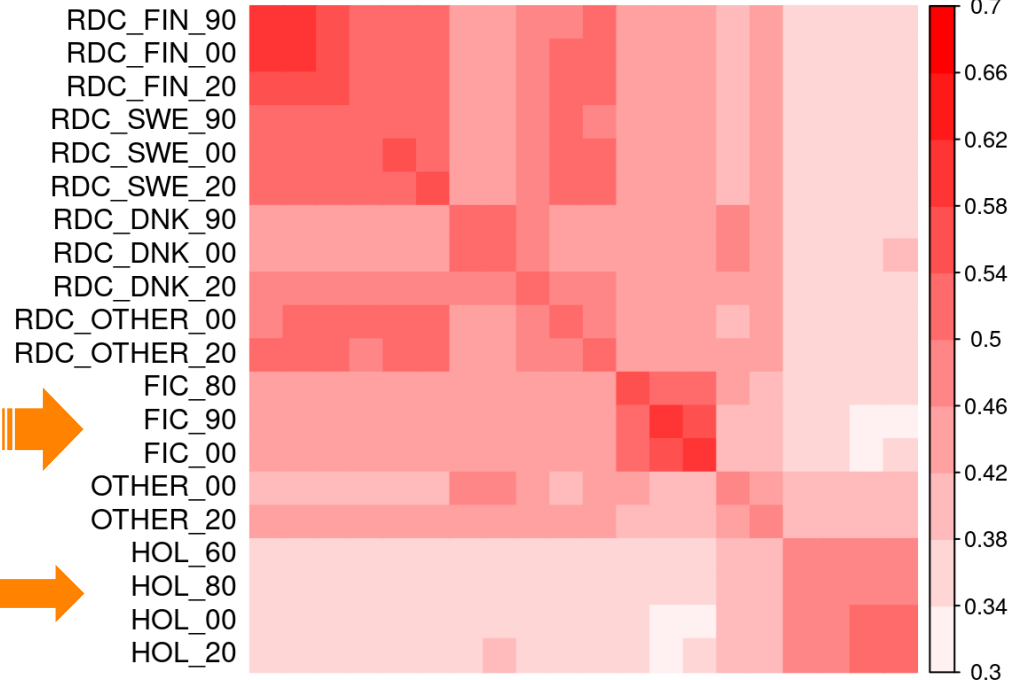
RDC x 11  
FIC x 3  
OTHER x 2



Allele Frequencies  
estimated using BPOP  
(Strandén and Mäntysaari, 2020)



HOL<sup>1</sup> x 4

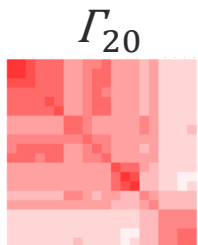


HOL<sup>1</sup> allele frequencies obtained from NAV Holstein single-step R&D  
(see M. Koivula presentation on April 30th 14-15:15)

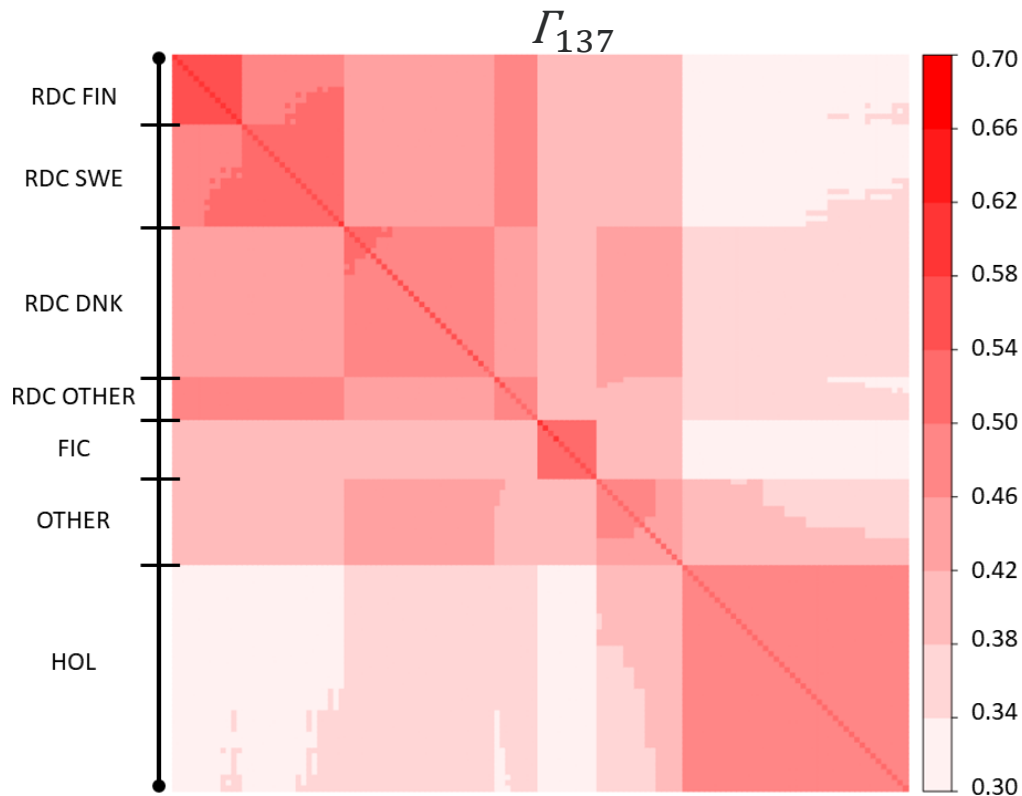
# Expanded Gamma

$K =$

Time trend	RDC FIN	RDC SWE	RDC DNK	RDC OTHER	FIC	OTHER	HOL
0.030	-0.003	-0.003	-0.021	-0.011	-0.015	-0.014	0.000
	0.570	0.520	0.453	0.509	0.438	0.427	0.342
		0.533	0.462	0.451	0.430	0.430	0.341
			0.516	0.451	0.438	0.467	0.372
				0.505	0.434	0.438	0.354
					0.550	0.424	0.343
						0.473	0.392
							0.495



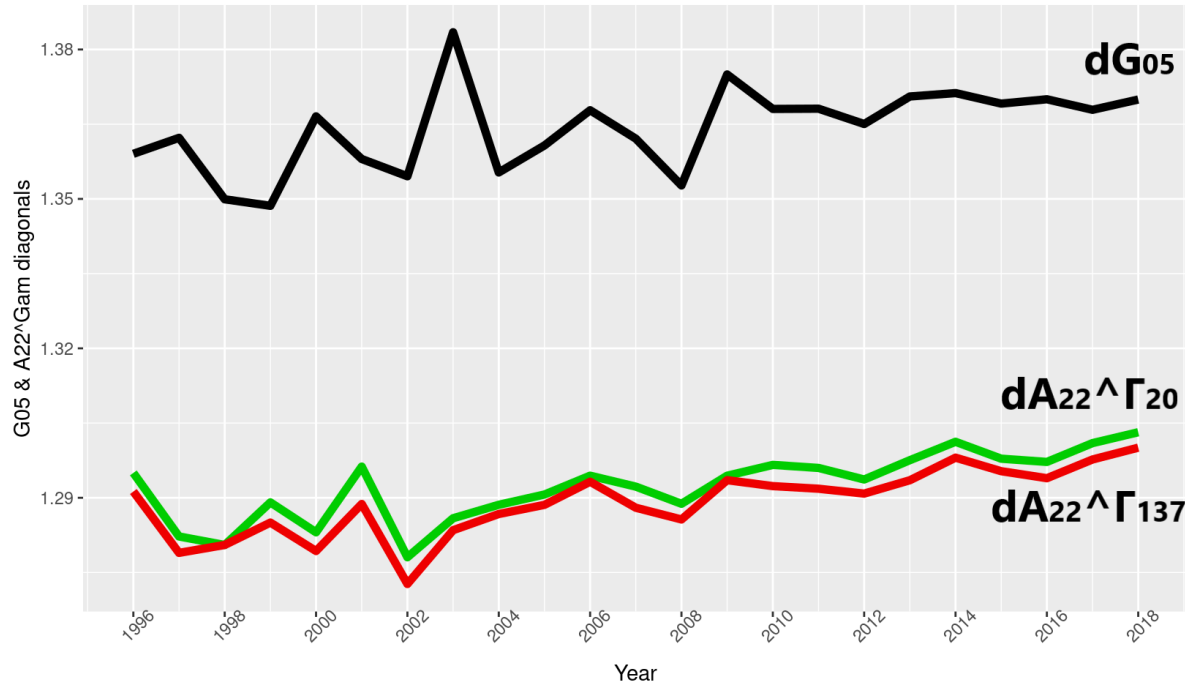
$$\Phi_{137} K \Phi'_{137}$$





# Relationship matrix diagonals

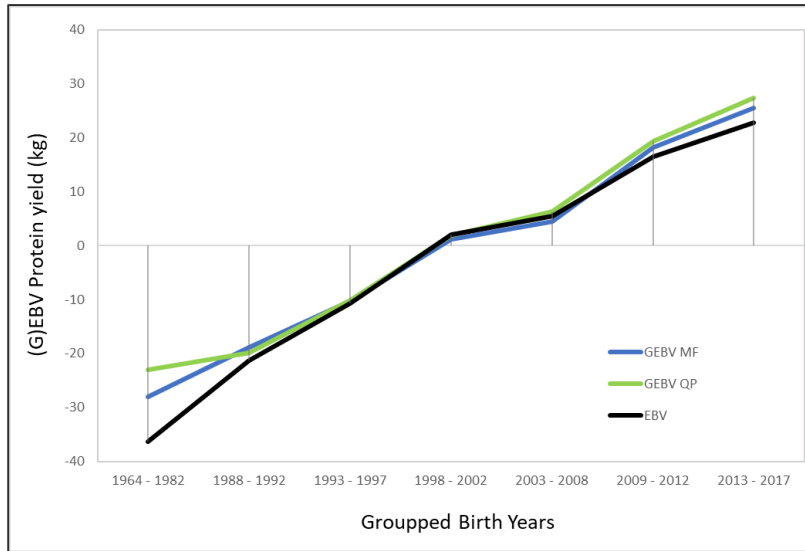
AIC only typed animals



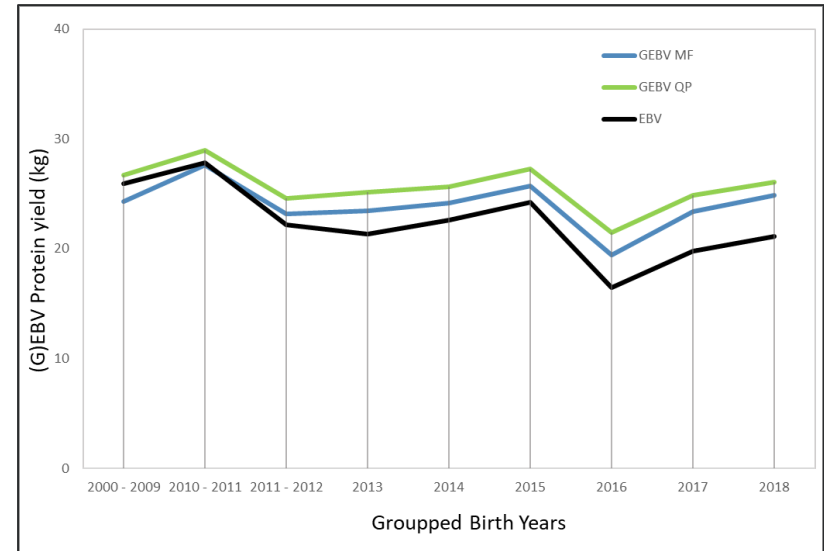
		Correlation
Diagonals	$G_{05}$	
	$A_{22}$	0.59
	$A_{22}^{\Gamma_{20}}$	0.56
Off-diagonals	$A_{22}^{\Gamma_{137}}$	0.59
	$A_{22}$	0.63
	$A_{22}^{\Gamma_{20}}$	0.68
	$A_{22}^{\Gamma_{137}}$	0.67

# Genomic prediction. Protein yield genetic trends.

## Genotyped FIC Bulls (181 anim.)



## Genotyped FIC Cows (700 anim.)



\*GEBV MF – ssGTBLUP with MF

GEBV QP – ssGTBLUP with full QP transformation and  $G_{0.5}$

EBV – Test-Day Animal Model

# FIC validation

**Bulls with reliability >50% in full data.**

Legarra & Reverter (2018) validation test for FIC animals.

Model	m(GEBV)-m(GEBVred)	$b_1 (\pm SE)$	$R^2$
<b>Protein (21 individuals)</b>			
ssGTBLUP MF	-3.98	0.79 ( $\pm 0.13$ )	0.66
ssGTBLUP QP	-4.22	0.90 ( $\pm 0.15$ )	0.66
EBV	-3.13	0.82 ( $\pm 0.18$ )	0.53
<b>Milk (22 individuals)</b>			
ssGTBLUP MF	-177	0.80 ( $\pm 0.16$ )	0.60
ssGTBLUP QP	-195	0.92 ( $\pm 0.17$ )	0.60
EBV	-203	0.93 ( $\pm 0.14$ )	0.69

# FIC validation

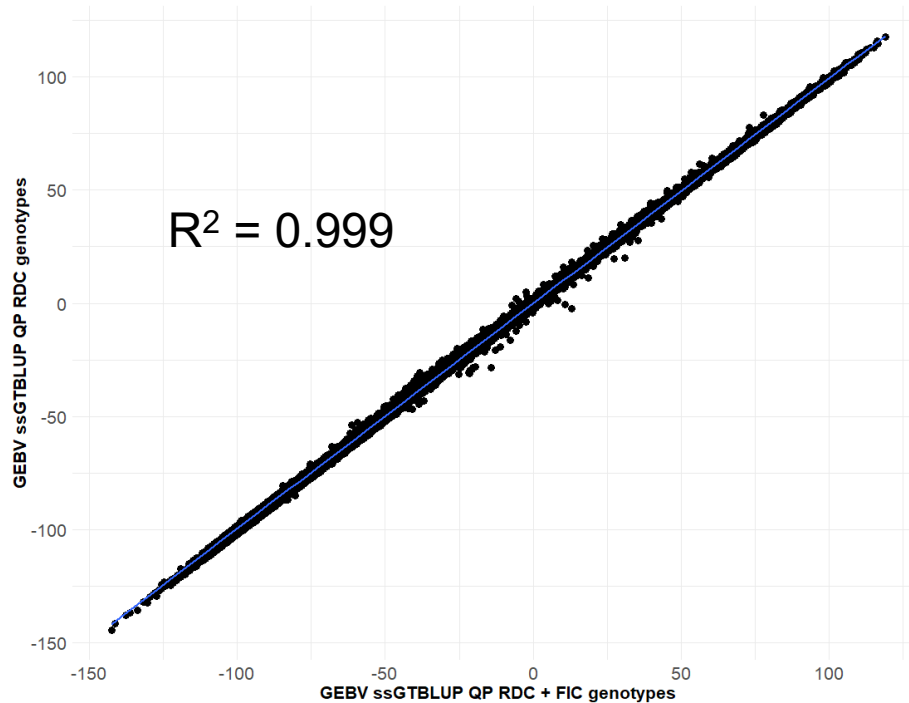
## Cows with reliability >50% in full data

Legarra & Reverter (2018) validation test for FIC animals.

Model	m(GEBV)-m(GEBVred)	$b_1$ ( $\pm$ SE)	$R^2$
<b>Protein (109 individuals)</b>			
ssGTBLUP MF	3.45	0.83 ( $\pm$ 0.08)	0.50
ssGTBLUP QP	3.14	0.89 ( $\pm$ 0.09)	0.48
EBV	4.25	0.79 ( $\pm$ 0.11)	0.32
<b>Milk (125 individuals)</b>			
ssGTBLUP MF	76	0.99 ( $\pm$ 0.07)	0.61
ssGTBLUP QP	66	1.04 ( $\pm$ 0.08)	0.59
EBV	90	0.94 ( $\pm$ 0.09)	0.48

# Influence of FIC genotypes on RDC evaluations

GEBVs of RDC bulls obtained from ssGTBLUP QP model  
with and without FIC genotypes



# Take home message

- Covariance kernel function could be used to compute large  $\Gamma$
- Covariance matrix  $\Phi$  is arbitrary - year-to-year variation is defined by researcher
- RDC MF trends apparently assign too strict trend to FIC MF
- FIC barely harm RDC single-step runs on that level

# Acknowledgments

Project "Genomic evaluations for Western Finncattle"  
Financing Luke and FinnCattle Foundation, Finland



Data provided by:

- FABa
- NAV
- VIKINGGENETICS



# Thank you!