


Second Grade

# Financial Literacy

***Lesson 1***  
***Needs & Wants***



# Before We Start: What is **Financial Literacy**?


Learning how to manage money by spending wisely, saving, and investing.




think

**Questions to think about:**

- **What does your family need to spend money on?**
- **What does your family want to spend money on?**




**Learning Target:** I can differentiate between needs and wants, and can share examples of each.



# Essential Question:

How do you get the things you **need** and how do you get the things you **want**?



# Key Vocabulary

needs

wants


must-have

nice-to-have

# What are **Needs** and **Wants**?

**Needs** are things that we **MUST** have for survival—we cannot live without them.

**Wants** are things we would like to have but are **NOT** necessary for survival.



# Launch the Learning!



BuzzWithBee Learning



Listen for Important Vocabulary!


Needs

Wants

Must-Have

Nice-to-Have

# What are some examples of needs and wants?




**THINK**



**PAIR**




**SHARE**






# SHOW WHAT YOU KNOW!

**Learning Target:** I can differentiate between needs and wants and give examples of each.



thanks.



# APPENDIX: Resources and Activity Worksheets

## Slide 7: Let's Watch a Video

This video reviews the concepts of needs and wants, gives relatable examples of each, and introduces important vocabulary students can use to help define needs as wants.

## Slide 8: What are Some Examples of Needs vs. Wants?

In pairs or small groups, ask students to think about their families and identify some things that can be classified as needs, and some things that can be classified as wants. Use the needs vs. wants worksheet provided, if you wish, and ask students to raise hands and offer suggestions to include in each column. Label “Needs” in one column and “Wants” in the other column.

# APPENDIX: Resources and Activity Worksheets

## Slide 9: Show What You Know – Using a Story as a Guide

Attached to this lesson plan is a short story of a young boy and his father. In whatever learning style you prefer (pairs, small groups, or as a class), ask students to read the story and answer the corresponding questions about needs versus wants.

Name \_\_\_\_\_

Date \_\_\_\_\_

Instructions: Read the below story, and answer the questions based on what you have read.

**Shopping With Dad**  
Last night, dad and I went shopping for supplies for our camping trip. First, we picked out a tent and two sleeping bags.

Then, we filled our cart with bread, hotdogs, fruit, and water bottles. We also got warm socks in case it gets cold. Finally, dad let me pick out a new fishing pole and a book to read in the car on the way.

When we were done, it was time to pay. Uh-oh, dad didn't bring enough money! He told me to put back anything we didn't need. I felt sad but at least we would still get to go camping.

1. Why did the author and his dad go shopping?  
\_\_\_\_\_  
\_\_\_\_\_
2. Name two things they bought that are needs:  
\_\_\_\_\_  
\_\_\_\_\_
3. Why was the author sad at the end of the story?  
\_\_\_\_\_  
\_\_\_\_\_
4. What things do you think he had to put back?  
\_\_\_\_\_  
\_\_\_\_\_

Name \_\_\_\_\_

Date \_\_\_\_\_

**Needs**

**Wants**



**toys**

**bike**

**shelter**

**oxygen**

**water**

**candy**

**sleep**

**music**