


Kindergarten

Financial Literacy

Lesson 5
Community Helpers




Learning Target: I can explain what goods and services are produced by our community helpers.



Essential Question

Is it a good or a service?




Key Vocabulary


community helper

goods

services




Let's review what we know about **community helpers**!



Let's talk about this picture!

1. What community helper is this?
2. How do you know?
3. How do they help our community?


Let's Review what we know about **community helpers!**



Let's talk about this picture!

1. What community helper is this?
2. How do you know?
3. How do they help our community?


Let's Review what we know about community helpers!



Let's talk about this picture!

1. What community helper is this?
2. How do you know?
3. How do they help our community?


Let's Review what we know about community helpers!



Let's talk about this picture!

1. What community helper is this?
2. How do you know?
3. How do they help our community?


Let's Review what we know about **community helpers!**



Let's talk about this picture!


1. What community helper is this?
2. How do you know?
3. How do they help our community?

**Let's learn
some new
words!**




What is a **good**?

Goods are objects that people make or grow to sell, trade, or give away. People use goods for things they need and want.




Here are some examples of **goods**.




What is a **service**?

Services are tasks that people do that help other people get what they need and want.



Here are some examples of **services**.



Let's Practice!



good

or



service









Wilson

WTF0715 JEP48 INFLATE TO 13 LBS

COMPOSITE | TDS | HIGH SCHOOL

NFHS

MADE IN CHINA

U.S. PAT. NOS. 6,669,902; 6,787,900; 6,962,625 & 7,000,777














Let's add to our anchor chart!















SHOW WHAT YOU KNOW!


Learning Target: I can explain what goods or services are produced by our community helpers.

Name _____


Cut out the pictures below. Categorize whether the job provides a good or a service.

goods	service



thanks.



APPENDIX: Resources and Activity Worksheets

Slide 15: Vote With Your Feet

- Hang a "Good" and a "Service" sign at opposite ends of the classroom.
- As you progress through the slides, ask the students to vote with their feet about each item.

Slide 26: Anchor Chart

- Retrieve the chart from Lesson 4.
- Write Good and Service on different colored sticky notes.
- Ask the students to come up and place them on the chart next to each community helper job.
- Ask them to explain WHY they categorized each.

APPENDIX: Resources and Activity Worksheets

Slide 27: Drawing Connections

- Give each student a Drawing Connections card.
- Ask them to cut up the base of the card and paste in the cards to the appropriate column.

good

service

Name _____

Cut out the pictures below. Categorize whether the job provides a good or a service.

goods	service

