


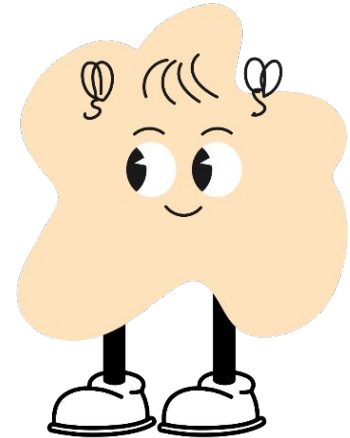

Kindergarten

Financial Literacy

Lesson 3
Needs and Wants



Learning Target: I can describe the basic needs of all people and give examples of needs and wants.



Essential Question

What are needs?

What are wants?

Key Vocabulary

clothing


food

need

shelter

want

water




Review






SHOW WHAT YOU KNOW!

Learning Target: I can describe the basic needs of all people and give examples of needs and wants.



thanks.



APPENDIX: Resources and Activity Worksheets

Slide 5: Bingo

- Give each student a Bingo card.
- At random call from the call list. You can cut up the squares and put them in a basket to help randomize. Mark each one you call so you do not repeat
- Ask students to cross out their cards with a crayon.


Slide 7: Needs & Wants Book

- Give each student the Needs and Wants Book (With and Without Pictures).
- Have them fill in the words Needs and Wants, and their names.

Needs and Wants Bingo




Needs and Wants Bingo



Needs and Wants Bingo



Needs and Wants Bingo




Needs and Wants Bingo




Needs and Wants Bingo



Needs and Wants Bingo



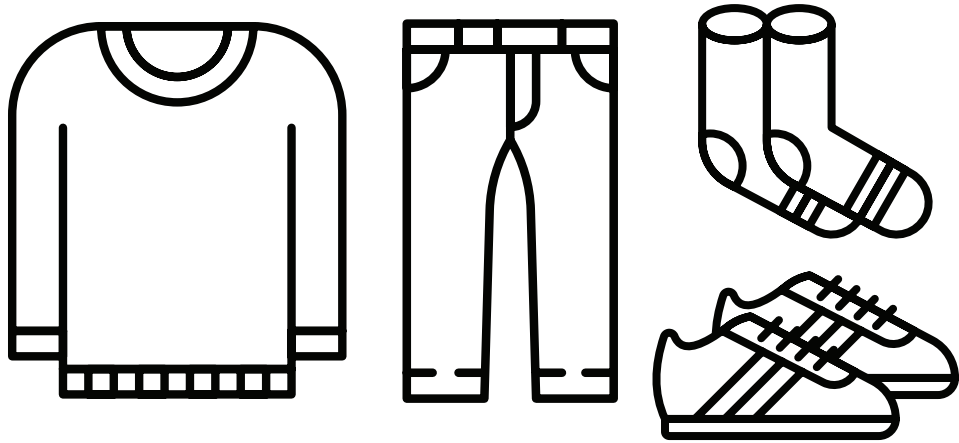
Needs and Wants Bingo



Call List

Use this randomly generated list as your call list when playing the game. There is no need to say the BINGO column name. Place some kind of mark (like an X, a checkmark, a dot, tally mark, etc) on each cell as you announce it, to keep track. You can also cut out each item, place them in a bag and pull words from the bag.

| | | | | | | |
|------------------------------------------------------------------------------------|-------------------------------------------------------------------------------------|-------------------------------------------------------------------------------------|-----------------------------------------------------------------------------------|-----------------------------------------------------------------------------------|------------------------------------------------------------------------------------|-------------------------------------------------------------------------------------|
| 1 | 2 | 3 | 4 | 5 | 6 | 7 |
|  |  |  |  |  |  |  |
| 8 | 9 | 10 | 11 | 12 | 13 | 14 |
|  |  |  |  |  |  |  |
| 15 | 16 | 17 | 18 | 19 | 20 | 21 |
|  |  |  |  |  |  |  |
| 22 | 23 | 24 | | | | |
|  |  |  | | | | |




Clothing is a

8

Needs and Wants


Name _____

1





Water is a

4





Soda is a

5





Food is a

2




Disney World Is a

7



Shelter Is a

6



Candy Is a

3

[Empty box for drawing]

I _____ to
watch TV.

8

[Empty box for drawing]

I _____ water
to drink.

4

Needs and Wants


Name _____

1

[Empty box for drawing]

I _____ clothes
to wear.

5



This is me! My name is _____.

2



**I _____ to play
with toys.**

7



**I _____ shelter
to keep me safe.**

6



**I _____ food
to eat.**

3