



Kindergarten

# Financial Literacy

***Lesson 1***  
***Needs and Wants***

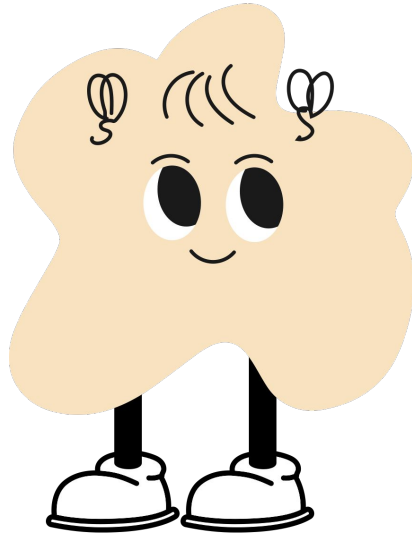


**Learning Target:** I can identify the basic needs of all people.



# Essential Question

# What is a **need**?



# Key Vocabulary


clothing

food

need


shelter

water




# What is a **need**?

A need is something that you must have to live a safe and healthy life.



# What are things you need?



**THINK**





**PAIR**



**SHARE**

We need **food** to help our bodies grow big and strong.



We need **water** to help our bodies work their best.






We need **clothing** to help us feel warm, cool, or keep our skin safe.



# We need **shelter** to protect us.



# Is it a **need**?



# Apartment



# Apple



# Candy



# Chicken



# Coat






# Computer



# Corn




# House




# Ice Cream




# Legos



# Markers



# Phone



# Scooter





# Shirt



# Shoes



# Soccer Ball



# Soda Pop



# Teddy Bear



# Television



# Truck



# Video Games





# Water



Let's **Review** and  
**Revise** our **Thinking!**




# SHOW WHAT YOU KNOW!


**Learning Target:** I can identify the basic needs of all people.

Name \_\_\_\_\_

Food	Water
Clothing	Shelter



thanks.



# APPENDIX: Resources and Activity Worksheets

## Slide 6: Things You Need

As a class, generate a list of things the students think they need.

## Slide 12: Vote With Your Feet

- Hang a "Yes" and a "No" poster on opposite ends of the classroom.
- Go through the slides and ask students to vote with their feet as to whether something is a need.
- Discuss each slide through the lens of if those items are necessary for survival

# APPENDIX: Resources and Activity Worksheets

## Slide 35: Think, Pair, Share

Pair students to allow the students to speak and listen about each other's thoughts. Give each pair the Wants Picture Cards. Each pair will share their list. The teacher will write responses on chart paper or a white board using the Needs Four-Squares.

**yes**

**no**



**need**

**want**

# Apartment



# Apple



# Candy



# Chicken



# Coat




# Computer





# Corn



# House



# Ice Cream





# Markers



# Phone



# Scooter



# Shirt






# Shoes



# Soccer Ball



# Soda Pop



# Teddy Bear



# Television



# Truck



# Video Games



# Water





Name \_\_\_\_\_

<p style="text-align: center;"><b>Food</b></p>	<p style="text-align: center;"><b>Water</b></p>
<p style="text-align: center;"><b>Clothing</b></p>	<p style="text-align: center;"><b>Shelter</b></p>

