


Fourth Grade

Financial Literacy

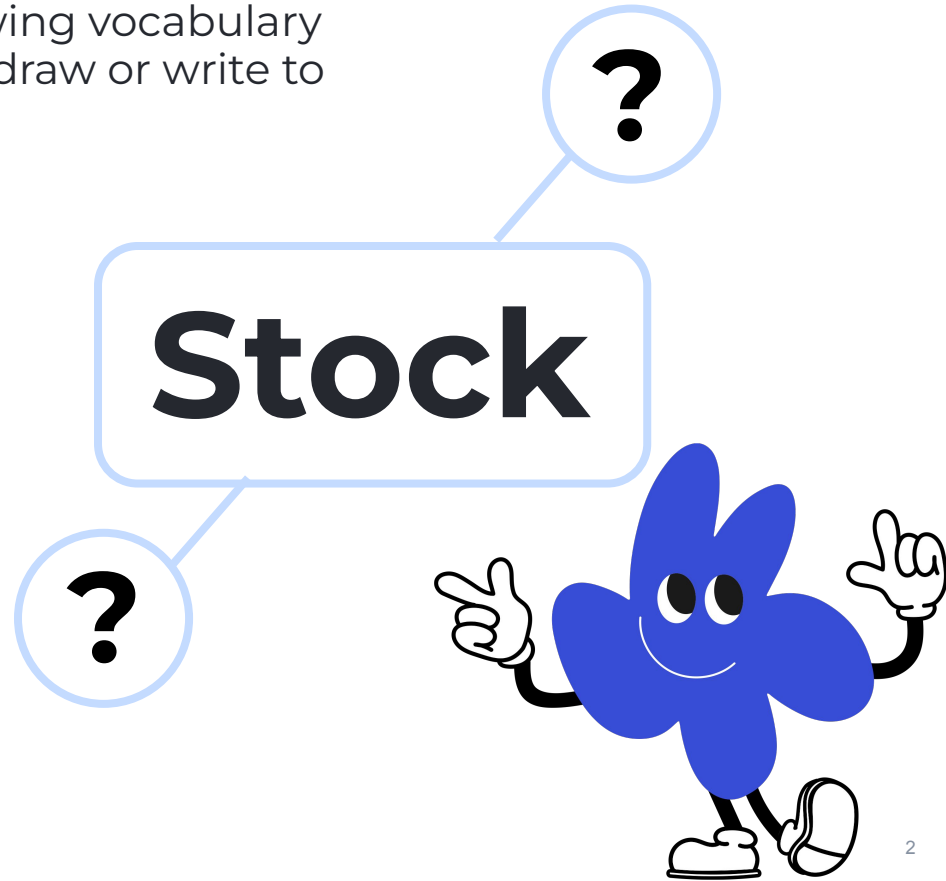
Lesson 8
Choosing an Investing Strategy



Activity: Show What You Know!

On a piece of paper, show how the following vocabulary words relate to the word **Stock**. You can draw or write to make connections!

- Entrepreneur
- Public Company
- Stock Exchange
- Stock Price
- Bond
- Commodity
- Watchlist
- Financial Statements
- Risk
- Stock Broker
- Long-Term Investor
- Financial Portfolio
- Value Investing




Activity: Present Your Strategy


Look back at your company and stock picks this year and present your investing strategy to the class!

A few things to consider:

- What companies did you invest in?
- How did you decide to invest in those?
- How did those perform?
- Are you a risk taker?
- What would you do differently if you were using real money?



thanks.



APPENDIX: Resources and Activity Worksheets

Slide 2: Show What You Know!

- Students will write out the word **Stock** on a piece of paper.
- They should then write how the vocabulary words on slide 2 related to stocks, either by drawing lines, arrows, or images to illustrate.

Slide 3: Present Your Strategy

- Have the students pull out all their “Stock Research” worksheets from past lesson.
- In a form deemed appropriate for the class – either online or on poster board – have them create a short presentation that answers the questions outlined on slide 3.
- Each student should present to the class.