


Fourth Grade

Financial Literacy

Lesson 1
Basics of Financial Literacy





What Is Financial Literacy?

Financial Literacy

This means understanding the foundations of what money is and how to use it. It's a set of skills that applies to lots of areas of your life, and that you will continue to learn about throughout your life.

- ❑ Earning a paycheck
- ❑ Paying bills
- ❑ Getting a loan
- ❑ Making a budget
- ❑ Buying a house or car
- ❑ Paying taxes
- ❑ Saving for college
- ❑ Planning for retirement

How to Improve Your Financial Literacy Skills



Needs vs. Wants

Financial literacy starts with some basics: How can you tell the difference between a need and a want? Make two lists

NEEDS


A need is something you or your family must have to live a safe and healthy life.

[What Are Some Needs You Have?](#)

WANTS

A want is something you or your family would enjoy, but if you don't have them you will survive.

[What Are Some Needs You Have?](#)



Activity: Which Is Which?

Stand up. As your teacher reads each of the following questions, go to either the side of the room labeled Need or the side labeled Want.

- You buy tickets to see your favorite band in concert
- You buy a bus pass to get to work in the morning
- You go to the store to buy bread and milk
- You and your friends go to a movie
- You go to the doctor to get an x-ray when you hurt your foot
- You buy a new TV
- You pay your rent
- You adopt a new pet

Needs vs. Wants Jeopardy

Split into 4 teams

Definitions	Need or Want?	True or False?	What am I?	You decide?
100	100	100	100	100
200	200	200	200	200
300	300	300	300	300
400	400	400	400	400
500	500	500	500	500


Team 1
400
+ -

Team 2
0
+ -

Team 3
0
+ -


Team 4
0
+ -

M
E
N
U




Investing in the Stock Market

**Is that a need
or a want?**



thanks.



Resources and Activity Worksheets

Slide 3: Video

This 2-minute video is a quick explanation of financial literacy and how you can improve.

Slide 4: Make a List

As a classroom, have the students name some examples of needs and wants. Have them explain why in each case.

Slide 5: Vote With Your Feet

Add a label to opposite ends of the classroom that says Needs or Wants. As you read each prompt, ask students to align with the correct category.

Resources and Activity Worksheets

Slide 6: Jeopardy

Split the room into 4 teams and give each team a chance to pick a category. First team to answer correctly picks the next category.

Slide 7: Debate

Split the room into 2 teams. One to argue investing in the stock market is a want and the other to argue investing in the stock market is a need. Give them time to brainstorm as a group, designate a speaker, write some talking points. Give each team 3 minutes to make their case. Have the whole class vote on who was more persuasive.