



First Grade

Financial Literacy

Lesson 8
I Can Show What I Know



Learning Target: I can think about all I have learned about spending and saving and work together with my friends to figure out what we need to do to build a playground.



Essential Question

**How do we build a
playground?**


Key Vocabulary

earn

save

spend

plan



**Let's
imagine we
were asked
to help our
school build
a new
playground!**



Needs and Wants

- Is a a playground a need or a want?
- How do you know?

Goods

Services

Producers

Consumers

Playground Checklist

swings


slide

climbing toys

basketball goals

soccer goals


big toy



**YOUR VOTE
MATTERS**



2 Swings
\$1,600




4 Swings
\$2,700



Slide
\$4,400



Spiral Slide
\$9,500



Tree Climber
\$1,300



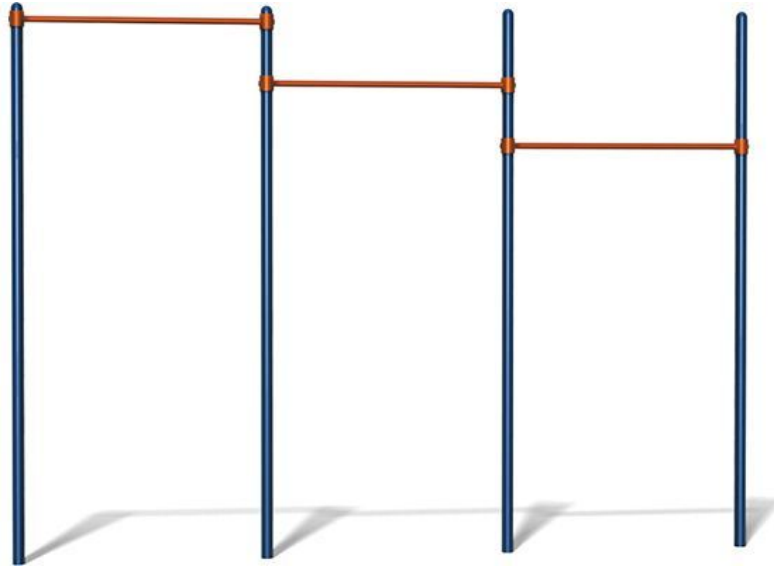
Crescent Climber
\$1,800




Silo Climber
\$2,100



Climbing Wall
\$1,800




3-Level Chinning Bar
\$1,400



Mini Fly-A-Round
\$1,600



**2 Basketball Hoops with
Backboards
\$3,500**



**2 Soccer Goals
\$3,400**



Playground # 3
\$2,900



Playground #4
\$50,000



Playground # 1
\$4,400



Playground #2
\$20,000


Item	Cost
Swings	
Slide	
Climbing Toys	
Basketball Goals	
Soccer Goals	
Playground (Big Toy)	+

TOTAL:

How do we get the **money** to build the **playground**?



thanks.



APPENDIX: Resources and Activity Worksheets

Slide 5: Video-Focused Activity

- Introduce the video: Today we are going to use all that we have learned about needs and wants, producers and consumers, goods and services, and spending and saving. Let's imagine that our principal has asked our class to make a plan to build a new playground for our school. As we watch this video, start thinking about everything we might need to do this!

Slides 6-8: How Do These Terms Relate to the Playground?

- Slide 6: A new playground is a want. However, our bodies need exercise to stay healthy. Other basic needs include food, water, clothing, shelter.

APPENDIX: Resources and Activity Worksheets

Slide 6: Review Goods and Services

Answer the guiding questions:

- What are goods?
 - *Goods are objects that people make or grow to sell, trade, or give away. People use goods for things they need and want.*
- What is a service?
 - *Services are tasks that people do that help other people get what they need and want.*

Make a T Chart on your board. Label one side “Goods” and the other “Services”. Write examples of goods and services we might need in order to build a new playground at our school. Accept any reasonable responses.

APPENDIX: Resources and Activity Worksheets

Slide 6: Review Producers and Consumers

Answer the guiding questions:

- Who are producers?
 - *Producers are people who grow, make, provide, or sell goods and services.*
- Who are consumers?
 - *Consumers are people who buy or use goods and services.*

Make a T Chart on your board. Label one side “Producers” and the other “Consumers”. Thinking about our new playground, are we the producer or the consumer? Draw a picture of YOU under the side you think makes the most sense. Explain your answer. Accept any reasonable responses.

APPENDIX: Resources and Activity Worksheets

Slide 9: Playground Checklist

Tell students that you have a list of items that the principal has asked to include in the new playground. As a group, built out the list to include everything they would want to see (i.e. swings, slides, climbing toys, basketball goals, soccer goals, and a big toy).

Slides 11-17: How Much Does the Playground Cost?

Slides 11-17 include pictures of items students can choose to be in the new playground. Have your students vote choosing whatever method of voting you prefer, and decide as a class what makes the most sense for the playground. It would be helpful to have a piece of chart paper or white board close by so you can record their choices and how much money the items will cost (slide 18 has a visual chart, if you wish to use it).

APPENDIX: Resources and Activity Worksheets

Slide 19: How do we get the money to build the playground?

Encourage students to think about everything they have learned to discuss this question. If they need support, ask questions like:

- How could our class earn the money?
- What kinds of jobs could we do?
- Do you think we could earn that money all at once or would we have to save?
- Where would be a safe place to save our money?
- How long would it take for us to save the money if we earned \$1000 each week? (This math may be too advanced. Use your discretion about asking this question.)

Sources

- *Playground Big Toys:*
<https://willygoat.com/collections/playground-equipment>
- *Slides:* <https://www.schooloutfitters.com/catalog/default/cPath/CAT563>
- *Climbing Toys:* <https://www.byoplayground.com/>
- *Basketball Hoops:* <https://www.schooloutfitters.com/catalog/index>
- *Soccer Goals:*
<https://willygoat.com/products/official-steel-soccer-goal-set-of-2-permanent>
- *Playground Big Toys:*
<https://willygoat.com/collections/playground-equipment>