



First Grade

Financial Literacy

Lesson 6
How People Save Money



Learning Target: I can make a plan to save money.



Essential Question

Where and how do people save money?

Key Vocabulary

need

want

buy


sell

goods

services

save

spend



Earning, Spending, or Saving?



Earning, Spending, or Saving?



Earning, Spending, or Saving?



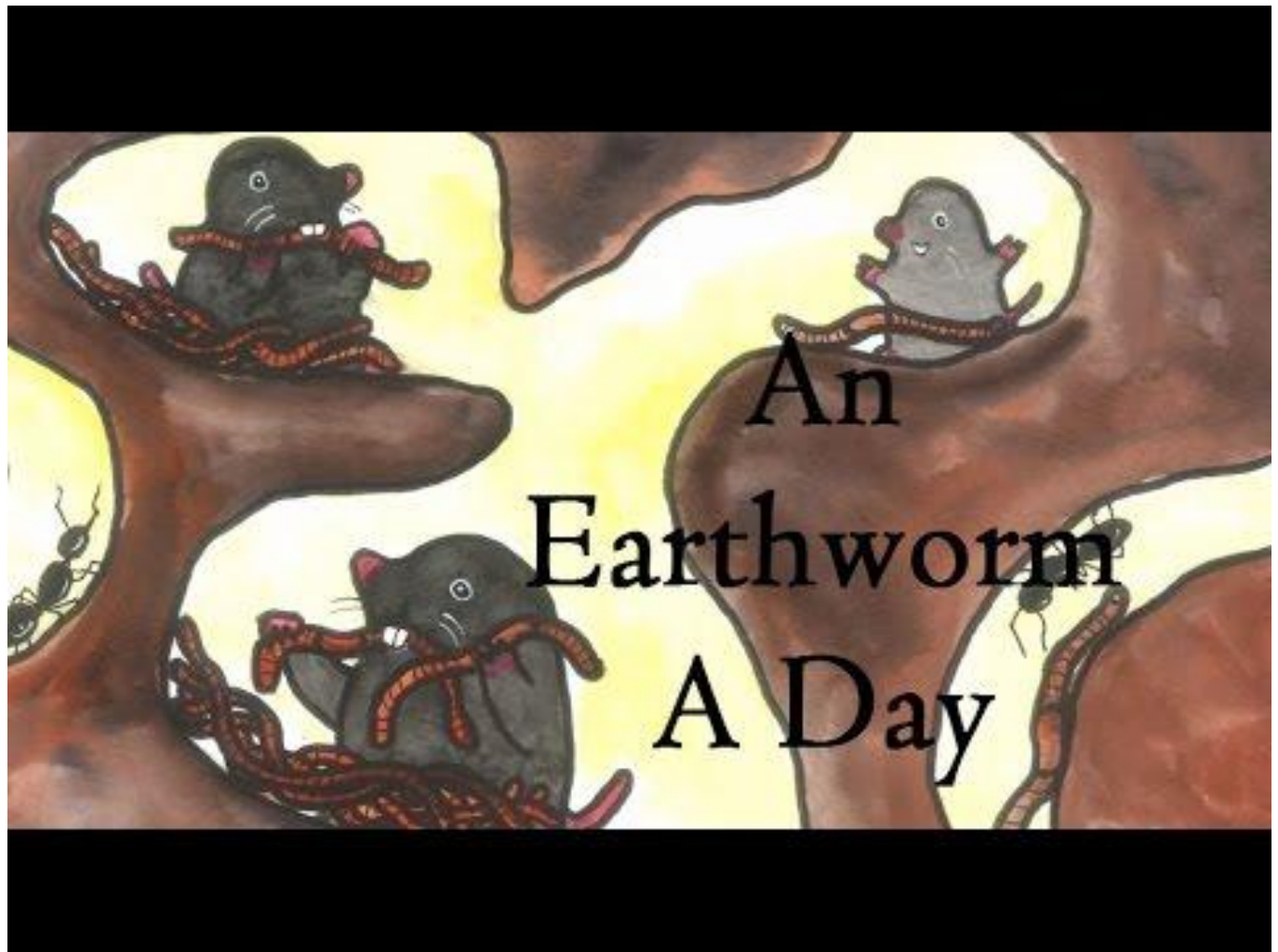
Earning, Spending, or Saving?



Earning, Spending, or Saving?



Let's Talk about Saving!



Class Discussion: How can **Baby Mole** teach us about **saving**?




- What did Baby Mole save?
- Why did Baby Mole save?
- How did Baby Mole get what he wanted to save?
- Did Baby Mole have a plan?
- Where did Baby Mole keep what he saved?



What do these pictures have in **common**?



Think about it!



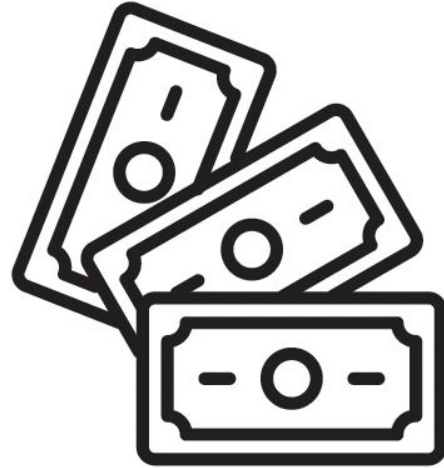
- What is something you would like to save for?
- What is your plan to earn money?
- What is your plan to save?




SHOW WHAT YOU KNOW!

Learning Target: I can make a plan to save money.


My Savings Plan



by:



thanks.



APPENDIX: Resources and Activity Worksheets

Slides 5-9: Spending or Saving?

Use the pictures on slides 5 through 9 to discuss who is earning money, who is spending money, and who is saving money. Use previously taught vocabulary in your conversation such as producer (good or service), need or want, consumer, etc.

Slide 10: Video Activity

Using the video, introduce the class to saving. The video will share insight on how people save money. Before playing the video, have the class consider the following:

- What does Mama Mole ask her children to save and why?
- How do they save them?

APPENDIX: Resources and Activity Worksheets

Slide 12: What Do the Pictures Have in Common?

Draw a parallel to Baby Mole and human saving habits. People save money in different ways: Some people put money in a piggy bank or a jar, and some people save their money in a bank. Discuss the following:

- Do you save money? Do you know anyone who saves money?
- How do you save money? How could you save money?
- Can you think of other ways people save money?
- How does Mama Mole ask her children to save and why?

Slide 14: Let's Talk About It!

Choose a discussion strategy such as pair share to allow students to talk about the questions on the previous slide. This is what they will write about today. Provide feedback as needed.


APPENDIX: Resources and Activity Worksheets

Slide 15: Show What You Know

Drawing from what was discussed in lessons 5 and 6, students should draw and write about what they plan to save for and how they will earn money to do so. Use the attached worksheet as a guide.

This is my savings plan...

My Savings Plan



by:

I want to save for...

I will earn money by...
