

California Department of Public Health Immunization Updates for Providers

Friday, August 9, 2024

9:00 am – 10:30 am



Housekeeping

Reminder to Attendees:



Today's session is being recorded. For slides, webinar recordings, and other postings, see the [CDPH Weekly Immunization Updates for Providers](#).



To be added to the CDPH email messaging listserv for providers, please email your request to blanca.corona@cdph.ca.gov.

If you have post-webinar-related questions, please email leslie.amani@cdph.ca.gov.

Reminder to Panelists:

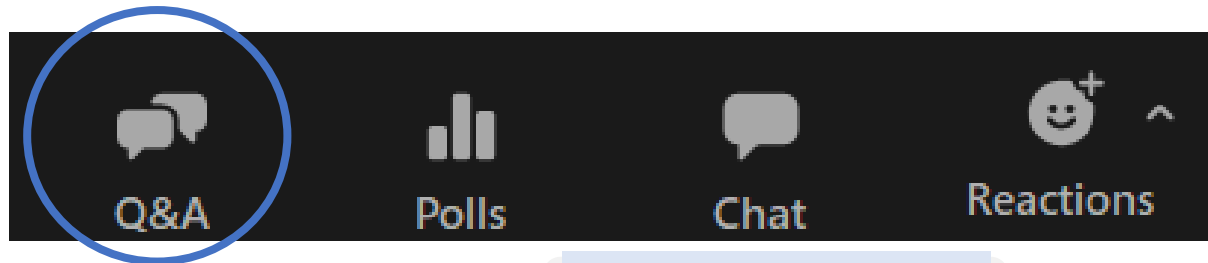


Please mute yourself when not speaking.

Please monitor the Q&A panel for questions you may be able to answer.

Questions

During today's webinar, please use the Q&A panel to ask your questions so CDPH panelists and subject matter experts (SMEs) can respond.



Resource links will be dropped into, "Chat"



Friday, August 9, 2024

No.	Item	Speaker(s)	Time (AM)
1	Welcome and Announcements	Leslie Amani (CDPH)	9:00 – 9:05
2	Vaccines for Children (VFC) and Birthing Hospitals	Claudia Aguiluz (CDPH)	9:05 – 9:20
3	Back to School and Immunizations	Amy Pine (CDPH)	9:20 – 9:30
4	Vaccine Management Updates and Demo	Josh Pocus and Hannah Shows (My Turn) Claudia Aguiluz (myCAvax)	9:30 – 9:45
5	Resources and Q&A	Leslie Amani (CDPH)	9:45 – 10:30

Thank you for attending today's session!

Announcements

Leslie Amani, CDPH





AIM Webinar

When: Friday August 9, 2024

Time: 11:00 am – 12:00 pm, PT

Topic: Learn about five promising practices immunization programs used during the public health emergency (PHE) and how they may be adapted for use during post-COVID-19 vaccine commercialization.

During the discussion and Q&A period, attendees will be asked to share their ideas or experience translating lessons learned during the pandemic to the current environment.

Register for: [Webinar: Five Practices for Increasing COVID-19 Pediatric Vaccine Coverage Rates](#)



Association of
Immunization
Managers

Five Practices for Increasing COVID-19 Pediatric Vaccine Coverage Rates: Translating Lessons Learned During the Pandemic to the Current Environment

[Toolkit: Promising Practices to Improve Pediatric COVID-19 Immunization Rates](#)



AIM Immunization Champion CA Award Winner!

Congratulations to Michelle Contreras, MA, CPT



Michelle Contreras, a medical assistant working with the Indian Health Council, has established herself as a respected authority on immunizations. Through her comprehensive training programs within the council, immunization rates have surged by over 25% in the past year.

Her mentorship and advocacy fostered a strong team of providers within the council dedicated to promoting immunizations. Beyond her council duties, Michelle has engaged with tribal leaders in the community, organized numerous community outreach events to raise awareness about the importance of vaccines, and spearheaded successful mobile vaccination clinics and reminder systems for vaccine schedules.

[2024 AIM Immunization Champion Award Winners Webpage](#)



Association of
Immunization
Managers





CIC: Emerging Conversations Webinar



Archived Webinar: Preparing Patients for International Travel



Video: ShotbyShot Storybank Available!



[ShotbyShot Video Link](#)



CDPH Office of Communications



COVID-19 is still on the rise in California. [Share messages](#) encouraging Californians to take steps to reduce COVID-19 risk, especially while traveling:

- Consider masking in crowded indoor settings, like busy transit centers.
- If sick, avoid traveling. Stay away from others and test.
- Seek prescription treatments if you test positive.
- Wash your hands regularly and always cover your cough and sneezes.

Learn more about [respiratory virus prevention](#).

EZIZ Email Updates for Providers

Have you signed up to receive CDPH Immunization Branch EZIZ Email updates for providers?

To be added, please email Blanca.corona@cdph.ca.gov.



The screenshot shows the top portion of an email. The header features the CDPH logo and the text "EZIZ Update" on the left, and "Immunization Branch" on the right. Below this, a blue bar contains the date "August 8, 2024". The main content area has a section titled "Latest Updates and Resources" followed by a list of items under the heading "In this message:". The first item is "Protect Pregnant Patients During National Immunization Awareness Month!" and the second is "Upcoming Webinar - CDPH Immunization Updates for Providers". Below the list is another section titled "Protect Pregnant Patients During National Immunization Awareness Month!". To the right of this section is a small image of a healthcare provider with a child, with text overlay: "Help Protect Yourself and Your Baby TALK TO A HEALTHCARE PROVIDER YOU TRUST ABOUT VACCINES" and logos for CDPH and CDC.

CDPH | EZIZ Update
Immunization Branch
August 8, 2024

Latest Updates and Resources

In this message:

1. [Protect Pregnant Patients During National Immunization Awareness Month!](#)
2. [Upcoming Webinar - CDPH Immunization Updates for Providers](#)

Protect Pregnant Patients During National Immunization Awareness Month!

In continuing to observe National Immunization Awareness Month (NIAM) during August, we are highlighting the importance of protecting pregnant patients and their infants. YOU have the power to protect your prenatal patients and their newborns by encouraging them to get vaccinated against COVID-19, whooping cough, and (coming soon when vaccine is available) flu and RSV.






Spotlight: County of Santa Barbara Public Health

How may we help you?...

Select Language

Google Translate

-  Coronavirus / COVID-19
-  Provider Alerts
-  Adopt an Animal
-  Emergency Medical Services
-  Vital Records
-  Health Officer Orders

Vaccines for Children and Birthing Hospitals

Claudia Aguiluz, CDPH



2024 – 2025 VFC Flu Vaccine Ordering

- Ordering for the 2024 – 2025 VFC flu vaccine will be available this month, likely the week of August 19, 2024.
- VFC will begin to allocate flu doses once enough supply is received at McKesson.
- Doses will be allocated up to the provider's approved pre-book amount.
 - If the provider did not pre-book in January 2024, VFC will allocate them doses based on available supply.
- Initially, as supply is coming in from McKesson, providers cannot order beyond what we allocate to them.
- After all our supply is received at McKesson, we will allow providers to request doses beyond what was allocated, but they would need to submit a justification.
 - VFC Program Analysts will review and add doses to providers' allocations as needed.

2024 – 2025 VFC Flu Vaccine Ordering Changes

- Flu orders will now be processed through myCAvax.
- There is no separate flu vaccine order form.
 - Flu vaccine will appear on the regular VFC vaccine order form.
- Initial flu vaccine orders will NOT be shipped automatically by VFC.
 - Providers will be allocated doses based on available supply.
 - Providers will be expected to actively go in and submit their flu vaccine request up to their allocated amount.
- Providers can submit a new flu vaccine order after their previous order is in “Completed” status.



VACCINES FOR CHILDREN & CA BIRTHING HOSPITALS

Building Partnerships for No-cost
RSV and Hepatitis B Vaccines

Claudia Aguiluz
Vaccine Management and
VFC Program Section Chief
August 9, 2024

Birth Hospitals in California

238 hospitals currently provide birthing services.

- **64 (27%) already enrolled in VFC Program**
- **174 (73%) not currently enrolled**
- **In 2022, these facilities delivered 114,487 Medicaid (Medi-Cal) births**


Goal: Identify top birthing hospitals, considering % of their Medi-Cal births, total newborn nursery infants, total intensive care newborn discharges among other criteria for prioritization, and focus enhanced outreach/support for VFC Program enrollment **by Saturday, August 31, 2024.**

While the Ultimate goal is to enroll all 174 birth hospitals, initial prioritization for outreach is 50 hospitals.

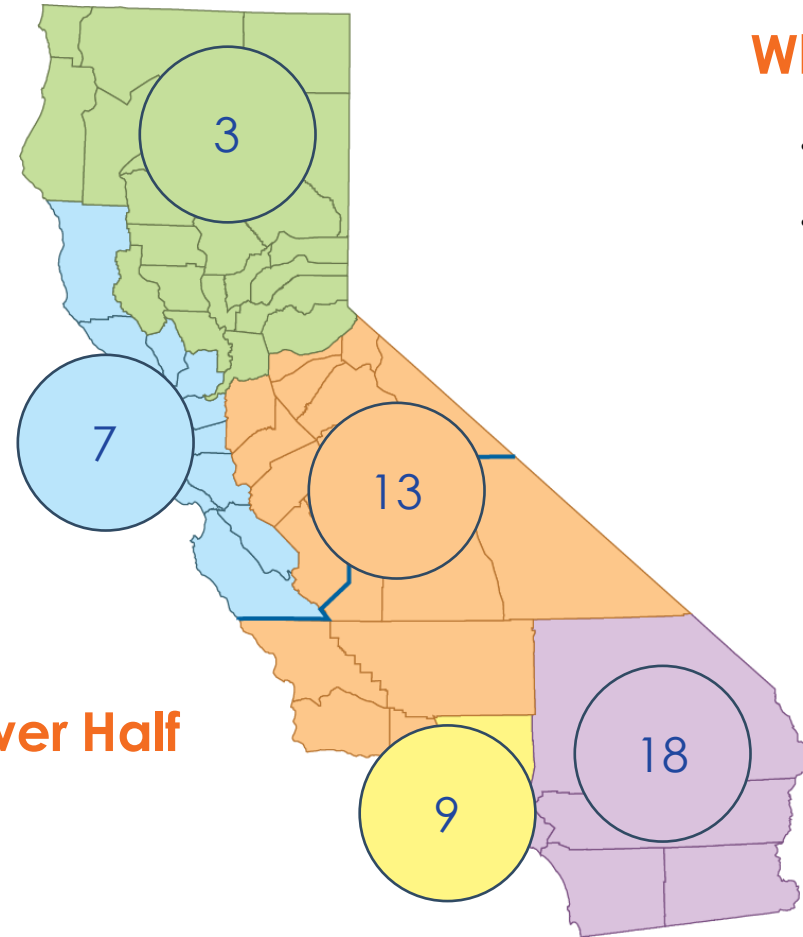


Our top 50 Priority Birthing Hospitals

50 Birthing Hospitals by Region



23 Upper Half 27 Lower Half



What to Consider?

- Total 2022 Medi-Cal births = 76,774
- A fair spread across upper/lower half of CA, though technically majority is in lower half (54%)

CDPH EFFORTS TO PROMOTE VFC ENROLLMENT

- CDPH letter from Branch Chief to hospitals
- Local Health Jurisdiction template letters
- Direct phone calls, emails
- General and tailored webinars
- Birthing hospital certificates
- Surveys

VFC Enrollment Webinars

CDPH hosted a series of VFC enrollment webinars for target hospitals. Webinars were focused on reason for outreach, benefits for enrollment, high level program overview, enrollment process/support, and opportunity for questions.



Immunization-Friendly Birthing Hospital Honor Roll

Be publicly recognized on our [website!](#)




- Enroll in VFC & administer VFC-doses of nirsevimab to VFC-eligible infants

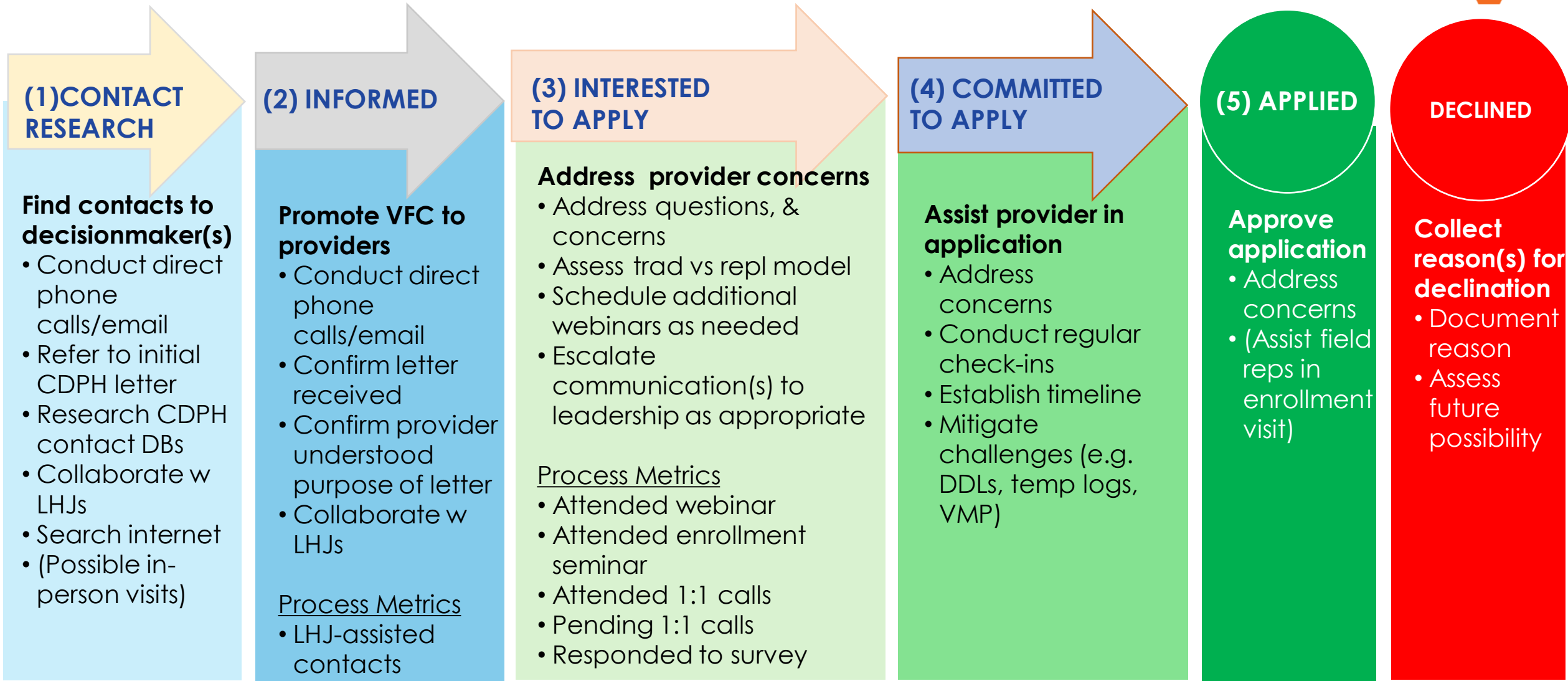
CA Local Health Department (LDH) Support

LHD support and collaboration is key during outreach to local hospitals for VFC Program enrollment.

Template outreach letters developed and shared with LHDs; these can be customized for each health officer; talking points support outreach efforts at the local level.



RSV: Birthing Hospital Enrollment Flow Phases




RSV: BIRTHING HOSPITAL ENROLLMENT STATUS*

(1) CONTACT RESEARCH




Find contacts to decisionmaker(s)

(2) INFORMED



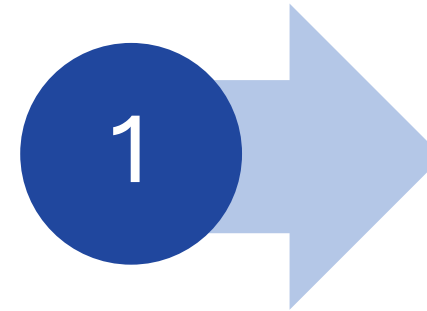
Promote VFC to providers

(3) INTERESTED TO APPLY



Address provider concerns

(4) COMMITTED TO APPLY



Assist provider in application

(5) APPLIED



Approve application



DECLINED



Enrollment Lessons Learned

- Enrollment in VFC requires multi-level of approvals at hospital organization level.
- Preparing for enrolment requires significant preparation time.
 - EHR and system readiness
 - Procedures and staff training
 - Inventory management and medication ordering protocols
- Cost of non-VFC vaccine supply may be a limiting factor for enrollment.
 - Financial burden of non-VFC administering to non-VFC eligible babies
- Several interested hospitals had not made a Beyfortus™ reservation for private doses.

Suggestions to Assist Hospital On-Boarding

Address financial burden of non-VFC vaccine supply

- Purchase and administration of non-VFC eligible vaccine supply poses a significant financial burden to hospitals.
- Nirsevimab may not be a part of the reimbursement bundles for births.
 - Having nirsevimab added to these bundles often means that hospitals would have to re-negotiate contracts with insurance companies (another financial and administrative burden).
- It has been suggested to subsidize nirsevimab for privately insured infants.
- Pressure insurance companies to add nirsevimab to their birth Diagnosis Related Groups (DRGs) without the need for hospitals to re-negotiate contracts.

CDPH REQUEST FOR ASSISTANCE



Encourage birthing hospitals to enroll with VFC!



Nirsevimab was **90% effective at protecting infants from RSV-associated hospitalization***

Clinicians, talk to parents about nirsevimab, a preventive antibody

* Early estimates from the New Vaccine Surveillance Network, October 2023–February 2024

bit.ly/mm7309e4
MARCH 7, 2024



- Explain benefits of VFC to hospital.
- Refer hospitals to CDPH webinars.
- Refer hospitals to CDPH contacts.
- Discuss the impact of RSV as an important tool for preventing RSV in infants.

Back to School and Immunizations

Amy Pine, CDPH



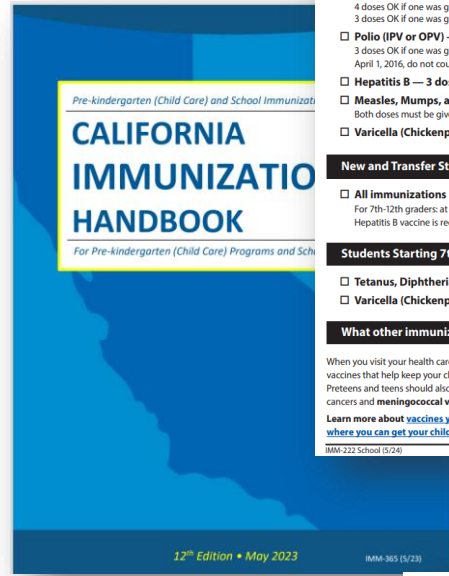
School Immunization Reminders

- Children are excluded from school until they are brought up to date or started on a vaccine schedule under Conditional Admission requirements.
- Providers are essential to getting students vaccinated so that they may attend school.
- Students and families rely on providers to help get them vaccinated and ready for school.
- The only documentation schools can accept to show that children meet immunization requirements:
 - Immunization records
 - A medical exemption issued in CAIR-ME*
 - Schools cannot accept lab reports or letters from doctors

*California Immunization Registry-Medical Exemptions

School Immunization Reminders: Shots for School Website – ShotsforSchool.org

- Remains one-stop-shop for **all** items related to immunizations and schools or childcare
- Requirement guides for [Schools](#) and [Child Care](#)
- Training modules for school and childcare staff
- Handouts and resources for staff and for [families](#)
- Information about [medical exemptions](#), immunization [laws](#), school located vaccine [events](#) and much more.



Parents/Guardians – Are Your Kids Ready for School?

REQUIRED IMMUNIZATIONS FOR SCHOOL ENTRY

Please bring your child's immunization records with you at the time of registration. You may view and print a digital copy of your child's California vaccine record at: [MyVaccineRecord.CDPH.CA.gov](https://myvaccinerecord.cdph.ca.gov)

Students Entering Transitional Kindergarten or Kindergarten Need Records of:

- Diphtheria, Tetanus, and Pertussis (DTaP, DTP, Tdap or Td) — 5 doses**
4 doses OK if one was given on or after 4th birthday;
3 doses OK if one was given on or after 7th birthday.
- Polio (IPV or OPV) — 4 doses**
3 doses OK if one was given on or after 4th birthday. Oral polio vaccine (OPV) doses given on or after April 1, 2016, do not count.
- Hepatitis B — 3 doses**
- Measles, Mumps, and Rubella (MMR) — 2 doses**
Both doses must be given on or after 1st birthday.
- Varicella (Chickenpox) — 2 doses**

New and Transfer Students Entering TK/K-12th Grade Need Records of:

- All immunizations listed above**
For 7th-12th graders, at least 1 dose of pertussis-containing vaccine is required on or after 7th birthday. Hepatitis B vaccine is required for any grade, except for entry into 7th grade.

Students Starting 7th Grade Need Records of:

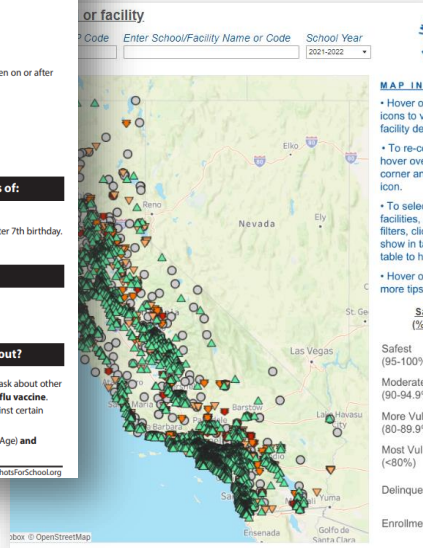
- Tetanus, Diphtheria, Pertussis (Tdap) — 1 dose**
- Varicella (Chickenpox) — 2 doses**

What other immunizations should I ask my health care provider about?

When you visit your health care provider for back-to-school immunizations, make sure to also ask about other vaccines that help keep your child healthy, including **hepatitis A, COVID-19, and the annual flu vaccine**. Preteens and teens should also get the **human papillomavirus (HPV) vaccine** to protect against certain cancers and **meningococcal vaccines**.

Learn more about vaccines your child needs according to their age (bit.ly/CDCVaccinesByAge) and where you can get your child immunized (bit.ly/Where2BVaxed).

MM-222 School (5/24) California Department of Public Health - Immunization Branch - ShotsForSchool.org



California Immunization Requirements for K-12th Grade (including transitional kindergarten)

Grade	Number of Doses Required of Each Immunization ^{1,2,3}				
K-12 Admission (7th-12th)⁴	4 Polio⁴	5 DTaP⁵	3 Hep B⁶	2 MMR⁷	2 Varicella
7th Grade Advancement^{8,10}		1 Tdap⁹			2 Varicella¹⁰

Medical Exemption Information for Providers

[Link to Medical Exemptions Webpage](#)

California Department of Public Health

Home | Programs | Center for Infectious Diseases | Division of Communicable Disease Control | Exemption FAQs

IMMUNIZATION BRANCH

- Shots for School
- Child Care
- TK-12th Grade
- College
- Tools for Schools
- Reportina
- Laws**
- California School Law
- 2019 Changes
- Español
- Requirements FAQs
- Exemptions**
- Conditional
- Disease Reporting

Exemption FAQs

Medical Exemptions (MEs)

Resources

- Verifying Medical Exemptions: Guide for School Staff (PDF) | Spanish (PDF)
- Parent and Physician CAIR-ME Guide (PDF) | Spanish | Arabic | Armenian | Cambodian | Chinese (Simplified) | Chinese (Traditional) | Farsi | Hmong | Korean | Russian | Tagalog | Ukrainian | Vietnamese**
- CAIR-ME Physician Registration Guide (PDF)**
- Pre-2020 Medical Exemptions by Disciplined Physicians (PDF)
- School and Child Care Webinar Presentation (PDF) (4/14/2021)
- Revoked Medical Exemptions from Immunizations Appeal Process (PDF)(CHHSA)

Frequently Asked Questions



CAIR-ME Web Site Procedures: Physician – How to Register and Log In

Obtaining a Medical Exemption: Guide for Parents and Physicians



New medical exemptions for school and child care entry must be issued through the [California Immunization Registry - Medical Exemption \(CAIR-ME\) website \(cair-me.cdph.ca.gov\)](#).

Medical exemptions can only be issued by doctors (MDs or DOs) licensed in California and must meet applicable Centers for Disease Control and Prevention (CDC), Advisory Committee on Immunization Practices, and American Academy of Pediatrics (AAP) criteria.

To Obtain a Medical Exemption for School/Child Care Entry:

- The parent creates an account in [CAIR-ME \(cair-me.cdph.ca.gov\)](#) and applies for an exemption. They will receive a medical exemption application number.
- [Instructions to Request a Medical Exemption \(bit.ly/MERequestHowTo\)](#)
[Instructions to Request a Medical Exemption Spanish \(bit.ly/SpanishMERequestHowTo\)](#)
- The parent provides the medical exemption application number to the child's doctor.
- If the doctor doesn't have a [CAIR-ME](#) account, the doctor registers in CAIR-ME, then logs in, searches for the child, and issues the medical exemption.
- After issuing the medical exemption, the doctor provides a **printed or electronic copy** of the medical exemption to the parents. Parents are not able to print out a medical exemption.
- The parent submits a copy of the medical exemption to the school or child care facility.
- The school or child care facility confirms that the medical exemption meets the requirements by ensuring that the information on the exemption is correct and checking the status in CAIR-ME.



Note: The requirement to issue all new medical exemptions through CAIR-ME includes exemptions for children who have had documented chickenpox disease.

Resources:

[Shots for School Website \(cdph.ca.gov/ShotsForSchool\)](#)
[Medical Exemption FAQs \(bit.ly/ExemptionFAQs\)](#)

For more information, contact: medicalexemptions@cdph.ca.gov

School Immunization Resources and Reminders

(1 of 2)

1. School immunization law is a simplified version of [ACIP recommendations](#) and subset of recommended vaccines.
2. For most vaccines related to school law, there's no need for schools to check the **timing of or spacing between** doses already received. Schools are typically only **counting** doses.

Exceptions to this include:

- MMR – Doesn't count for school if given before 1st birthday (up to 4 days early is ok)
- When children older than age 4 do not have all required doses, they may still meet requirements depending on when they received doses – see footnotes [K-12th Grade Guide](#)

California Immunization Requirements for
K-12th Grade (including transitional kindergarten)

Grade	Number of Doses Required of Each Immunization ^{1, 2, 3}				
K-12 Admission	4 Polio⁴	5 DTaP⁵	3 Hep B⁶	2 MMR⁷	2 Varicella
(7th-12th) ⁸	K-12 doses + 1 Tdap				
7th Grade Advancement^{9, 10}	1 Tdap⁹				2 Varicella¹⁰

1. Requirements for K-12 admission also apply to transfer pupils.
 2. Combination vaccines (e.g., MMRV) meet the requirements for individual component vaccines. Doses of DTP count towards the DTaP requirement.
 3. Any vaccine administered four or fewer days prior to the minimum required age is valid.
 4. Three doses of polio vaccine meet the requirement if one dose was given on or after the 4th birthday. Oral polio vaccine (OPV) doses given on or after April 1, 2016, do not count.
 5. Four doses of DTaP meet the requirement if at least one dose was given on or after the 4th birthday. Three doses meet the requirement if at least one dose of Tdap, DTaP, or DTP vaccine was given on or after the 7th birthday (also meets the 7th-12th grade Tdap requirement. See fn. 8.) One or two doses of Td vaccine given on or after the 7th birthday count towards the K-12 requirement.
 6. For 7th grade admission, refer to Health and Safety Code section 120335, subdivision (c).
 7. Two doses of measles, two doses of mumps, and one dose of rubella vaccine meet the requirement, separately or combined. Only doses administered on or after the 1st birthday meet the requirement.
 8. For 7th-12th graders, at least one dose of pertussis-containing vaccine is required on or after the 7th birthday.
 9. For children in ungraded schools, pupils 12 years and older are subject to the 7th grade advancement requirements.
 10. The varicella requirement for seventh grade advancement expires after June 30, 2025.

DTaP/Tdap = diphtheria toxoid, tetanus toxoid, and acellular pertussis vaccine
 Hep B = hepatitis B vaccine
 MMR = measles, mumps, and rubella vaccine
 Varicella = chickenpox vaccine

Instructions:
 California schools are required to check immunization records for all new student admissions at TK / Kindergarten through 12th grade and all students advancing to 7th grade before entry. See shotsforschool.org for more information.

Unconditionally Admit a pupil whose parent or guardian has provided documentation of any of the following for each immunization required for the pupil's age or grade as defined in the table above:

- Receipt of immunization.
- A permanent medical exemption.*

Conditionally Admit any pupil who lacks documentation for unconditional admission if the pupil has:

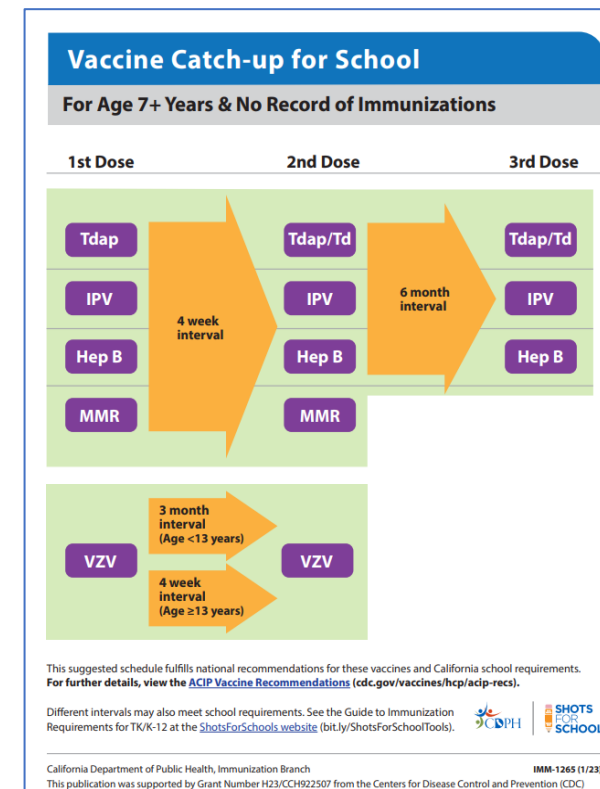
- Commenced receiving doses of all the vaccines required for the pupil's grade (table above) and is not currently due for any doses at the time of admission (as determined by intervals listed in the Conditional Admission Schedule, column entitled "Exclude If Not Given By"), or
- A temporary medical exemption from some or all required immunizations.*

IMM-231 (5/24) California Department of Public Health • Immunization Branch • ShotsForSchool.org

School Immunization Resources and Reminders

(2 of 2)

3. Tdap vaccine for students without a history of DTaP – this is a common question we receive.
 - School requirements are in alignment with ACIP. Students need **three** tetanus and diphtheria toxoid-containing vaccines, **including at least 1 Tdap** dose. This is included on a CDPH resource as well for [Students Aged 7 + with No Record of Immunizations](#).
4. CDPH recently conducted two different webinars related to school immunizations:
 - Crucial Conversations: Talking to Parents about School Required Immunizations: July 2024 [slides](#) | [recording](#)
 - Afternoon TEAch: Beat the Back to School Rush: June 2024 [slides](#) | [recording](#)





New Back to School Clinic Resource

<https://eziz.org/resources/>

Home

Vaccine Programs

Vaccine Management

Storage Units

Temperature Monitoring

Training & Webinars

Clinic Resources

Patient Resources

Contact VFC

Phone: (877) 243-8832
Hours:
Mon-Thurs, 9AM-4:30PM
Friday, 9AM-4PM
Send us an email
Fax: (877) 329-9832

- ▶ VFC Field Representatives
- ▶ Find VFC providers
- ▶ Sign up for EZIZ emails
- ▶ Frequently Asked Questions

Resources

Clinic Job Aids & Resources

Forms & Billing

- VFC Program and Disease Reporting Forms
- Billing and Reporting

Vaccine Administration

- Schedules and Recommendations
- Vaccine Administration Job aids
- My Turn Vaccine Administration System
- Vaccine Fact Sheets
- Drop in Immunizations

By Disease

- COVID-19
- Hepatitis B
- Improving HPV Vaccination
- Measles
- Men B
- Mpox
- People Living with HIV
- Pertussis
- RSV

Expanding Access

- Back to School (BTS) Immunization Events

Communicating with Patients

- Tips for Speaking with Parents about Flu Vaccine | Spanish
- COVID-19 Vaccine Confidence Tools
- Resources for Patients and Staff

Specific Providers

- Long-Term Care Facilities

Back-to-School (BTS) Immunization Events

What are BTS immunization events?

- Back-to-school (BTS) immunization events are special events held before the start of a new school year to ensure students receive vaccines required for school entry. They can also be excellent opportunities to bring children up to date on routine recommended vaccinations. These events can take place at an existing health care or community site, or at a school.
- Clinics, local health departments and/or schools can consider coordinating a BTS event when there are barriers to vaccine access or when there are a large number of students who are not up-to-date on vaccinations.

Pre-requisites and Resources

- Staff working at BTS events should be well versed in the [California Immunization Requirements for K-12th Grade \(including transitional kindergarten\)](#).
- Before any BTS event, it is important to have access to either [CAIR2](#) and/or the [School and Child Care Roster Lookup \(SCRL\)](#) tool. SCRL is accessible to school staff only. Ensure that whatever system is being used is accessible during the BTS event.
- Ensure that those working at the event take all relevant trainings on the [Shots for Schools website](#) at [Training for Schools](#) so that they understand what is required for school entry.
- Hard copies or electronic versions of [Vaccine Information Statements \(VISs\)](#) must be available and accessible at the BTS event.

BTS Event

Step 4 Data entry/ Follow-Up → Step 5 Exit

Registered electronically, this is the registration/screening/consent forms to be completed for the BTS event can create a sample form available at [MyTurn](#).

and that the family brings. Look up information in either CAIR2 or RIDE. Cross check history with what you see in the registration slip/recommendation for all children at that point in time. Include all information as wherever possible. Provide relevant [Vaccine Information Statements](#) for recommended vaccines.

guardian about all the injections and answer any questions. Provide all vaccines that are recommended for the child.

the vaccines they received. The parent should explain that it should also be documented by the pediatric provider. Enter all information on the form that communicates with CAIR2 and RIDE.

is to children for getting protected before they go to school. Use the exit as a final check for children who needs a medical home into the clinic for coming.

email SchoolVaxTeam@cdph.ca.gov if you need help. All children are protected!



Questions? Contacts for Support

- Childcare/School Requirements: shotsforschool@cdph.ca.gov
- Medical Exemptions: medicalexemptions@cdph.ca.gov
- Your Local Health Department Immunization Program 😊

Vaccine Management and Demo

Josh Pocus and Hannah Shows, My Turn

Claudia Aguiluz, myCAvax





My Turn System Unavailable on Friday, August 9, 2024



My Turn will **not be accessible today, Friday August 9, 2024, from 6:00 pm – 9:00 pm, PT** due to system maintenance.

My Turn Release Roadmap

Past Release
July 18, 2024 (R51)

Release 51

Prescribing Provider

- ✓ Create a new Prescribing Provider role
- ✓ Include this new contact creation in the My Turn Digital enrollment and Add User feature
- ✓ Add prescribing provider fields to CQE

Public Portal

- ✓ Google Translate
- ✓ Mpox evergreen carousel & Shots for schools banners
- ✓ Activating FY 24/25 Flu products

Current
September 4, 2024 (R52)

Release 52

Outbreak Vaccine Support

- ✓ Additional vaccine support to CAIR quick entry for outbreak vaccines

Super Clinic Updates

- ✓ Smallpox vaccine as a new vaccine type on the clinic and public portal
- ✓ CDPH Configurable Screening Questions for unplanned outbreak scenarios

General Clinic Enhancements

- ✓ Download appointment report from appointment search

Provider Locator

- ✓ Redesigned popup reminder
- ✓ General Enhancements

Future
October 2, 2024 (R53)

Release 53

Outbreak Vaccine Support

- ✓ HIB and Rotavirus

General Clinic Enhancements

- ✓ Walk-Ins only checkbox
- ✓ Custom Filtering on Appointments Tab
- ✓ Inline Bulk upload pre-populated fields

My Turn Public

- ✓ Interactive Eligibility Chart

What's New in My Turn? – Release 51 (1 of 2)




New updates for patients launched on **Thursday, July 18, 2024!**

Release Highlights



- ✓ Translated text displayed on all pages of the 'My Turn Public' portal based on the language chosen
- ✓ Mpox carousel module with the 'Make an appointment' and 'Find a walk-in clinic' buttons added to the home page
- ✓ Enhancements made to the 'Testing Sites' page to align with the 'Vaccine Locator' page
- ✓ New banner supporting school vaccinations consisting of the 'Make an appointment' button added to the home page

My Turn Public





What's New in My Turn? – Release 51 (2 of 2)

New updates for Clinic Managers and Vaccine Administrators launched on **Thursday, July 18, 2024!**

Release Highlights



CDC Requirement Banner:

- ✓ New banner / notification with a message about CDC requirements for Prescribing Providers on the 'IIS Status,' 'Dashboard and Reports,' and 'Manage Users' tabs

Add New Contact / User Functionality:

- ✓ New 'Add New Contact / User' functionality on the 'Manage Users' and 'Clinics' tabs

New 'Prescribing Provider' Fields:

- ✓ New 'Prescribing Provider' fields on the digital enrollment, VA, Walk-in, IIS, CQE, and Inline / CSV bulk upload flows

New 'Key Roles' Section:

- ✓ New 'Key Roles' section with detailed descriptions for the Provider of Record, Clinic Manager, and Prescribing Provider roles
- ✓ New 'Add a contact' link leading to the key role-specific pop-up windows for adding new contact information

Error Messages on Add New Contact / User Functionality When:

- ✓ A number is entered in the 'Prescribing Provider First Name,' 'Prescribing Provider Middle Name,' or 'Prescribing Provider Last Name' fields
- ✓ Duplicate Information is detected while adding a new contact
- ✓ Entered email address in the 'Prescribing Provider Email' field is not in the correct format, such as 'name@example.com' or 'name@example.ca.gov'
- ✓ Entered information in the 'Prescribing Provider NPI' field is invalid or does not consist of 10 digits
- ✓ Entered Prescribing Provider is not an existing contact for that location

Prescribing Provider (1 of 2)

The Prescribing Provider is the person **ordering** immunizations for patients. Each practice location may have **one or more** Prescribing Providers.

The following scenarios illustrate - where you can expect new features / fields to add Prescribing Providers on the portal.

A table with columns: Role(s), First Name, Middle Name, Last Name, Title, NPI ID, Licensure Num..., Email, Telephone, Ext. The table contains three rows: 'Provider of Record', 'Clinic Manager', and 'Prescribing Provider'. Each row has a '+ Add a contact' link. The 'Prescribing Provider' row is highlighted with an orange box.

Option to add a new Prescribing Provider contact on the digital enrollment flow.

Two side-by-side forms. The left form is 'Add Clinic Manager' and the right is 'Add Provider of Record'. Both have a 'Create Contact' section with a checkbox 'This contact is also a Prescribing Provider'. In the 'Add Clinic Manager' form, this checkbox is checked and highlighted with an orange box. In the 'Add Provider of Record' form, this checkbox is unchecked and highlighted with an orange box.

Option to assign Clinic Manager / Provider of Record as Prescribing Provider on the digital enrollment flow.

A 'Contacts' table with columns: First Name, Last Name, Provider Location, Role, Active. A dropdown menu is open for the 'Role' column, showing options: 'Clinic Manager', 'Prescribing Provider', 'Provider of Record', and 'Vaccine Administrator'. The 'Prescribing Provider' option is highlighted with an orange box. A red box highlights an 'Add New Contact/User' button.

Option to create a new Prescribing Provider contact on the 'Clinics' and 'Manage Users' tab.

'Add Contact or User' form. It has a 'Select a Provider Location' dropdown with 'Winterfell' selected. Below is a 'Select Contact type(s)' section with checkboxes for 'Clinic Manager', 'Prescribing Provider', and 'Vaccine Administrator'. The 'Prescribing Provider' checkbox is checked and highlighted with an orange box. At the bottom, there is a 'Select Existing Contact' search field and an 'Add New Contact' button, both highlighted with an orange box.

Option to assign an existing contact as the Prescribing Provider for that location on the 'Clinics' and 'Manage Users' tab.

Prescribing Provider (2 of 2)

It is important to add / create Prescribing Provider as CDC has made it **mandatory** for all vaccine records to have prescribing provider.

Prescribing Provider
 CDC requires all vaccination records to include a Prescribing Provider. If you do not see a contact in the dropdown, please update or create a new contact with the Prescribing Provider role for your location through the Manage Users page.

Prescribing Provider

--None--
 --None--
 Joan Lee
 Marsha Thomas

AX	AY	AZ	BA	BB
Start Date* Format: 4/20/2021	Start Time* Format: 2:00 PM	Appointment Status*	Prescribing Provider	Vaccine Administrator Please input the vaccinator of the user as entered in My Turn Clinic.
7/12/2024	1:00 PM	Pending Allocation	Philip Dan	XYZ

Presentation *Start Date *Start Time *Appointment Status Prescribing Provider Vaccine Administrator Vaccinator Title

▼ 7/8 12: Complete ▼ Baela Jacenys Targaryen Stuart Ben NP - Nurse Practitioner

✓ Baela Jacenys Targaryen
 Jaime Targaryen
 Mendy Joshi

Utilize new Prescribing Provider fields / sections while scheduling / bulk uploading / re-submitting appointments via the Walk-in, VA, Inline / CSV bulk upload, and IIS flows.

▼ **Vaccine Information**

Vaccine Family: Adeno
 Vaccine: Adeno T4 and T7
 Lot Number: 1111
 Injection Site: Left Arm
 Vaccine Administrator First Name: David
 Vaccine Administrator Title: MD - Medical Doctor

Manufacturer Name: Barr Laboratories
 Package Information: BOTTLE
 Route: Oral
 Funding Source: State General Fund
 Vaccine Administrator Last Name: Roman
 Date Administered: 1/2/2024

Prescribing Provider First Name: Lola
 Prescribing Provider Last Name: Keeper
 Prescribing Provider NPI: 1122334455

Prescribing Provider Middle Name:
 Prescribing Provider Title: RN - Registered Nurse
 Prescribing Provider Email: xyz@gmail.com

Utilize new fields to add Prescribing Provider details in the 'Vaccine Information' section while uploading / editing vaccine records via the 'CAIR Quick Entry' feature.

My Turn Locator - Provider Community View

Providers are now able to use the new 'Provider Locator' feature in myCAvax to **find nearby** providers by entering their zip codes and filtering by program or provider type.

Find Providers near you.

Provider Locator

Find a location to transfer your vaccines

Search by program: VFC

Search by provider type: Community Vaccinator

* Zip code: 93940

Search radius: 20 miles

The screenshot shows the myCAvax Provider Locator interface. At the top, there is a navigation bar with links for Home, My Programs, My Turn, Vaccine Orders, Program Locations, Vaccine Inventory, and More. The 'More' dropdown menu is open, highlighting the 'Provider Locator' option. Below the navigation, the page title is 'Provider Locator' with a subtitle: 'To find other providers near you, go to the Provider Locator tab and enter your zip code. You can filter your search by program and/or provider type.' A note states: 'If you want a location to appear on the public-facing My Turn Vaccine Locator, go to the Opt-in tab, click the location's Manage Vaccine Locator Form link, then complete the information form to opt-in.' The main content area is titled 'Find Providers near you.' and contains a search form with the following fields: 'Search by program' (VFC), 'Search by provider type' (Community Vaccinator), '* Zip code' (93940), and 'Search radius' (20 miles). There are 'Search' and 'Reset' buttons. Below the search form is a map showing several provider locations marked with red pins. A sidebar on the left of the map provides details for the selected provider: 'GVHC - 889 Abrego St - HS', 'Community Vaccinator', '889 Abrego St, Monterey, CA 93940'. Another provider listed is 'Springtime Vaccines', 'Community Vaccinator', '678 Abrego St, Monterey, CA 93940'. The map also shows various landmarks like 'Monterey Museum of Art', 'Monterey High School', and 'San Carlos Cathedral'.

My Turn Locator – Additional Information

Find more information in the 'Navigating the Provider Locator Page' article in the Community Portal Knowledge Center using [this link](#).

The screenshot shows the top of a document page. At the top left are the logos for 'myCAvax California Vaccine Management System' and 'My Turn'. Below the logos is a horizontal bar with orange, yellow, and blue segments. The main heading is 'Navigating the Provider Locator Page'. Underneath is a section titled 'Target Audience' with a document icon. It contains four checkboxes: 'Providers' (checked), 'LHD' (unchecked), 'CDPH' (unchecked), and 'Clinic Managers' (checked).

The screenshot shows the 'Contents' section of the document. It features a table with two columns: 'Part' and 'Page Number'. The table lists three parts with their respective page ranges and hyperlinks to each section.

Part	Page Number
1.	Navigating the Provider Locator Page Pages 2-4
2.	Opting In to the My Turn Vaccine Locator Pages 5-12
3.	Opting Out of the My Turn Vaccine Locator Pages 13-16

My Turn – Known Issues and Workarounds



Known Issues

Unable to Select Prescribing Provider in VA Flow if User is Inactive

- ✓ A User may not show as available to select in the Prescribing Provider dropdown if they are not active

Clinic Links Broken if Required Clinic Tags are Removed

- ✓ We require the 'Pediatric (18 years and younger)' and/or 'Adult (19+)' clinic tag checkboxes be checked for every clinic. If unchecking both of these, it may cause an issue where newly generated clinic links fail on the last step of the scheduling flow

Greyed Out Pre-Screening Questions if Accessing Certain Appointments Through 'Additional Appointments'

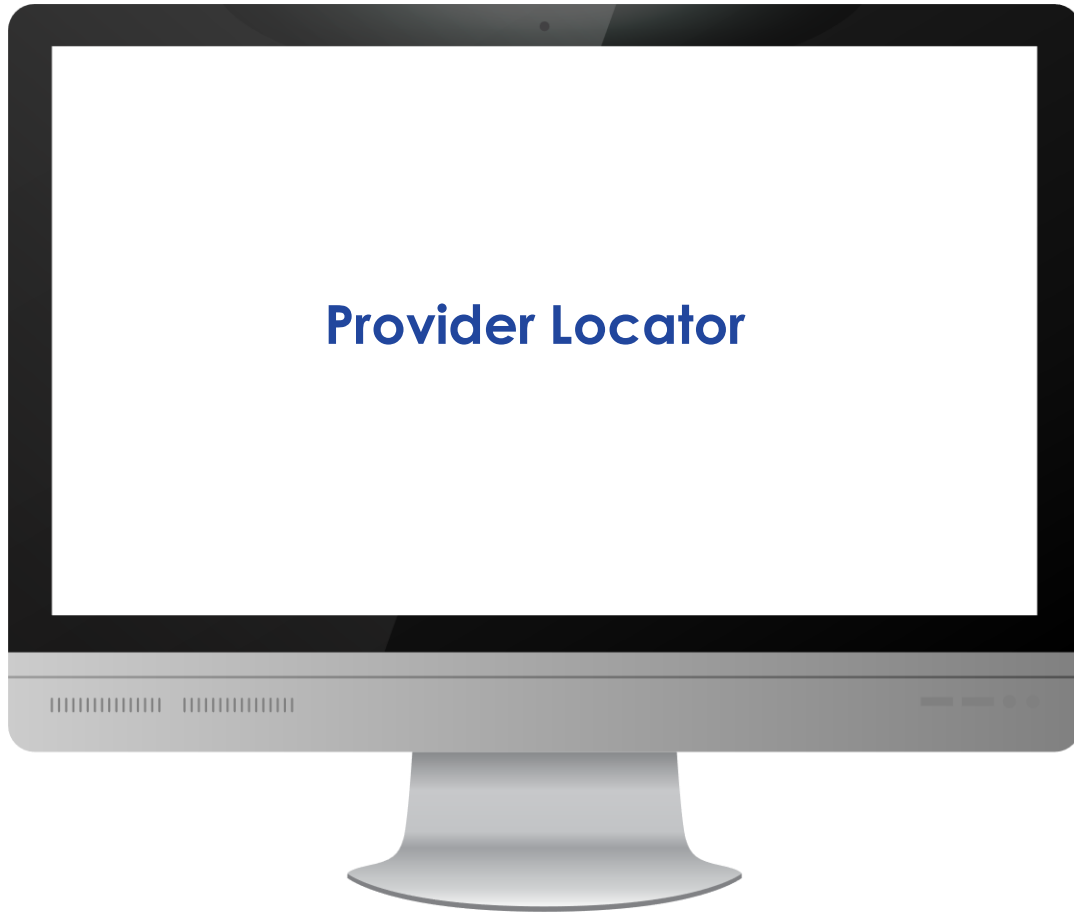
- ✓ If navigating to an appointment that only has one product (traditional or super clinic appointment with one product) via the 'Additional appointments' pop up, the pre-screening questions are greyed out.



Workaround / Next Steps

- ✓ Estimated Fix: **8/15/2024**
- ✓ Estimated Fix: **9/4/2024**
- ✓ Estimated Fix: **TBD**
 - ✓ Workaround: Access the appointment through the 'Appointments' tab.

My Turn Demo



Q&A



myCAvax System Unavailable on Friday, August 9, 2024



myCAvax will **not be accessible today, Friday August 9, 2024, from 6:00 pm – 9:00 pm, PT** due to system maintenance.

myCAvax Release Roadmap

Past Release
July 18, 2024 (R48)

Release 48

VFC

- ✓ Flu allocations enhancements

VFA / 317 / VFC

- ✓ Address validation
- ✓ Storage and handling triaging
- ✓ Excursions data migration
- ✓ Next order due date and order frequency
- ✓ Expiration emails for orders
- ✓ Inventory link on provider ordering
- ✓ Ability to view storage units from Program Location

All Programs

- ✓ Provider dashboards

Current
August 15, 2024 (R49)

Release 49

BAP

- ✓ Update programs to the 'Inactive' status
- ✓ Remove BAP references from the home pages

All Programs

- ✓ Enable storage unit management page for providers
- ✓ Enable look up program by PIN on orders
- ✓ Add VFC regions to Accounts and Program Locations
- ✓ New Home Page Knowledge Articles
- ✓ Allocations wrap up 24 / 25 season
- ✓ Provider staff management (Self-Service)
- ✓ SGF Enrollment updates

Future
September 2024 (R50)

Release 50

BAP

- ✓ Continue BAP Decommissioning

All Programs

- ✓ Site Visit Updates
- ✓ Transfers – Batch accept / reject and layout updates
- ✓ Self Service – Enable Organization Vaccine Coordinator
- ✓ Returns and Waste – Update to have batch potential and new VTrckS grouping (Prevent excess Return Labels)
- ✓ Supplemental Orders
- ✓ Prevent duplicate or invalid lot numbers on orders

Closing California BAP Program Locations

- **By the End of August** – California Bridge Access Program (BAP) Program Locations will be deactivated.
 - **After 90 days**, BAP-only providers will be deactivated, and Multi-Program Providers will have the BAP permission removed.
- Users will still have access to report excursions, returns and waste, accept or reject open transfers.

Transfers in myCAvax

Important Reminders:

- Providers must log in to myCAvax and **close any pending transfers.**
- When a provider creates a transfer in myCAvax, it is of high importance to take action on the transfer **the same day it is created.**
 - This will ensure that receiving providers can **accept** the transfer.

Ordering in myCAvax

Providers should:

- Continue to follow their **respective order frequency** to guide vaccine order submission in a timely manner.
- Ensure they are ordering enough for all products to **minimize** supplemental orders.
- Order **sufficient** doses on hand (~2 weeks) to allow time for the review, approval and receipt of approve doses.
- Ensure order corrections are submitted **promptly**; in case they are necessary.
- Continue to report doses used and on-hand inventory **accurately** for all your vaccines, not just the products being requested.

Viewing Support Resources

The screenshot shows the EZIZ website interface. At the top, it says "ENHANCED BY Google" and "A one-stop shop for immunization training and resources." The left sidebar contains navigation links: Home, Vaccine Programs, Vaccine Management, Storage Units, Temperature Monitoring, Training & Webinars, Clinic Resources, and Patient Resources. The main content area features the "myCAvax California Vaccine Management System" logo and a prominent announcement: "VFC vaccine ordering moved to myCAvax on June 10, 2024!". Below this, it explains the transition and provides a "Reminder" about ordering policies. A section titled "Starting June 10, log in to myCAvax!" lists instructions for existing and new users. At the bottom, there is a "Recorded Trainings and FAQs" section with a list of training sessions and their registration links.

This is a document titled "VFC Provider Training FAQs v.2_06.03.24". It contains a table of contents with the following items and page numbers: "nt is to support VFC providers through the transition from MyVFCvaccines to myCAvax. For the latest transition updates, visit EZIZ." (page 1), "n a category to be directed to related FAQs." (page 2), "ation" (page 2), "ax" (page 3), "unt Management" (page 4), "agement" (page 5), and two additional entries (pages 7 and 7).

View VFC training recordings, decks and FAQs on EZIZ's [Get Ready to Move page](#).

For Program and Policy needs, you can contact the VFC Customer Service Center at (877) 243-8832 or via email to MyVFCvaccines@cdph.ca.gov. For myCAvax Technical Support, contact the Provider Call Center by calling the VFC Customer Service Center and selecting option 9 on the phone tree, or via email to myCAvax.HD@cdph.ca.gov.

Resources

Leslie Amani, CDPH



Resources on EZIZ

- Home
- Vaccine Programs
- Vaccine Management
- Storage Units
- Temperature Monitoring
- Training & Webinars
- Clinic Resources
- Patient Resources

Home

Vaccine Programs

Vaccine Management

Storage Units

Temperature Monitoring

Training & Webinars

Clinic Resources

Patient Resources

Contact VFC
 Phone: (877) 243-8832
 Hours:
 Mon-Thurs, 9AM-4:30PM
 Friday, 9AM-4PM
 Send us an email
 Fax: (877) 329-9832

- ▶ VFC Field Representatives
- ▶ Find VFC providers
- ▶ Sign up for EZIZ emails
- ▶ Frequently Asked Questions

California's Vaccine Programs

- VFC**
California Vaccines for Children Program
- VFA**
California Vaccines for Adults Program
- BAP**
California Bridge Access Program
- LHD 317**
Local Health Department 317 Program

Ordering & Vaccine Management

- MyCAvax (VFC, VFA, BAP, and 317)
- MyVFCvaccines (read-only)

Storage Requirements

- Vaccine Storage Units
- Digital Data Loggers

Alerts!

VFC vaccine ordering and management is now live at myCAvax!

myCAvax • Learn more about myCAvax move, recorded trainings and FAQs!

2023-24 COVID Vaccine

- COVID-19 Vaccine Resources: For Providers | For Patients
- Vaccine Ordering and Manufacturing Info

VFC Memos From CDPH

Vaccine Order Status

VFC Program Letters

- myCAvax is Now the VFC Vaccine Management System June 14
- Clinical Letter for Penbraya (MenABCWY vaccine) May 16
- VFC is Moving to a New Vaccine Management System – myCAvax May 13
- 2024 ACIP Child and Adolescent Immunization Schedule February 16
- RSVpreF Vaccine for Pregnant People Available Through VFC for Prevention of Severe RSV Disease January 19

VFC Program Updates

- Vaccine Order Processing Wait Times August 2
- Flu Vaccines, Vaccine Accountability, myCAvax Login, Excursion Reports July 26
- CDPH Can Help Your Practice Achieve Higher Immunization Rates June 26
- VFC is now in myCAvax, Tips for Reporting Excursions and Ordering Vaccine, Updates to COVID-19 Vaccine and Call Center Closures June 21
- Immunization Champion Award 2024 June 12
- Vaccines for Children (VFC) Program is Now Live in myCAvax! June 10
- Storage and Handling Temperature Excursion Reporting with the Transition to myCAvax June 5

Hot Topics

CDPH Immunization Updates for Providers

- S&H Job Aids for VFC, VFA, LHD 317 and SGF programs
- Reporting Excursions & Manufacturer Contacts
- COVID-19 Vaccine Resources
- VFC and Birthing Hospitals

Popular Resources

Protect Your Patients Against RSV!

- ▶ RSV Immunization FAQs
- ▶ Resources for Providers and Patients

Vaccine Resources

- ▶ Vaccine Fact Sheets
- ▶ Flu
- ▶ Measles
- ▶ Mpx
- ▶ Pertussis
- ▶ Schedules & Recommendations
- ▶ For Pharmacies

CDPH Applications

- ▶ myCAvax (ordering and management)
- ▶ MyVFCvaccines (read-only)
- ▶ My Turn (COVID/Flu Vaccine Administration System)
- ▶ CAIR (California Immunization Registry)
- ▶ My DVR (Digital Vaccine Records)
- ▶ CAIR-ME (Medical Exemptions from Immunizations for School and Child Care)

[Link to EZIZ Homepage](#)

Vaccine Support

Provider Call Center

Dedicated to medical providers and Local Health Departments in California, specifically addressing questions about State program requirements, enrollment, and vaccine distribution.

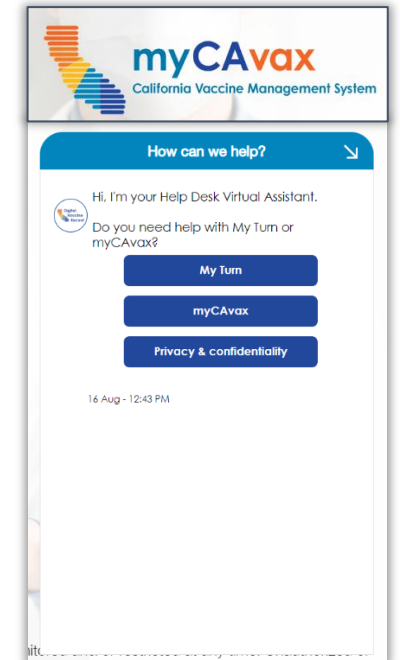
- For myCAvax Help Desk inquiries: myCAvax.hd@cdph.ca.gov
- For My Turn Clinic Help Desk inquiries: MyTurn.Clinic.HD@cdph.ca.gov
- For all other inquiries: providercallcenter@cdph.ca.gov
- Phone: (833) 502-1245, Monday through Friday from 8AM–5PM

myCAvax

- Virtual Assistant resolves many questions but will direct you to the Provider Call Center queue for live assistance!
- Knowledge Center houses key job aids and videos that are updated every release. Once logged in, you can access job aids from the myCAvax homepage (or at various places throughout the system) using the links as shown below.



Need help? View our job aids in the [Knowledge Center](#), or [contact us](#).



COVID-19 Therapeutics Resources

Type of Support

Description

Updated 3.18.24



Clinical Guidance

For general Therapeutics questions, please email: COVIDRxProviders@cdph.ca.gov



General Information

[CDPH COVID-19 Treatments Webpage](#) (provides general information for healthcare providers, allocations, distribution and ordering, drug facts sheets, and additional resources)

[Finding COVID-19 Treatments](#) (questions and answers for the public on finding COVID-19 treatments)

[COVID-19 Therapeutics Best Practices Checklist](#) (testing, prescribing, dispensing, and more for providers)

[Frequently Asked Questions document](#) for clinics, providers, and pharmacists



Locating Resources

Finding Providers and Test-to-Treat Sites

- [COVID-19 Therapeutics Locator](#) (find COVID-19 medications near you)
- [Information Page for Test-to-Treat Program](#) (hhs.gov)



[Archive LHD Therapeutics SharePoint](#)

For access to previously recorded LHD webinars and slides contact: rphoadmin@cdph.ca.gov

For Information on how to registers for HPOP reporting information, use link below.

- [CDPH Therapeutics HPOP Account Verification & Reporting](#) information



Questions

For general CDPH Therapeutics questions, please email COVIDRxProviders@cdph.ca.gov

For ordering, program inquiries, signing up new HPOP Accounts: please e-mail CDPHTherapeutics@cdph.ca.gov

CDPH Provider Webinars and Trainings

Week of August 5, 2024

	Monday 8/5	Tuesday 8/6	Wednesday 8/7	Thursday 8/8	Friday 8/9	
Live Webinars and Training			VFA Webinar: Charting the Course for the Vaccine for Adults Program: CAIR, Program and ACIP Updates 12:00 pm – 1:00 pm		CDPH Immunization Updates for Providers 9:00 am – 10:30 am AIM: Five Practices for Increasing COVID-19 Pediatric Vaccine Coverage Rates 11:00 am – 12:00 pm	
View On Demand	<ul style="list-style-type: none"> CDPH Immunization Branch Archived Provider Webinars and Slides AIM Vaccine Confidence Toolkit Webinar Series 		<ul style="list-style-type: none"> Introduction to My Turn Onboarding (v. 1/4/22) Latest Features in My Turn (Requires myCAVax Login) myCAVax Release Notes for LHD and CDPH Users (Requires myCAVax Login) 			
Help	<p>Help Desk</p> <p>CDPH Provider Call Center: 1-833-502-1245, M-F 8am-5pm Email: providercallcenter@cdph.ca.gov</p> <p>My Turn: Help Desk Email: myturn.clinic.hd@cdph.ca.gov Onboarding Email: myturnonboarding@cdph.ca.gov</p> <p>myCAVax: Help Desk Email: mycavax.hd@cdph.ca.gov Mpox: Email: stdcb@cdph.ca.gov</p>			<p>Immunization Resources</p> <p>California's General Immunization Resources (eziz.org)</p> <p>RSV Immunization Resources Flu Vaccination Resources</p> <p>COVID-19 Vaccination Resources COVID-19 Treatments</p> <p>Mpox Vaccination Resources</p>		

CDPH Provider Webinars and Trainings

Week of August 12, 2024

	Monday 8/12	Tuesday 8/13	Wednesday 8/14	Thursday 8/15	Friday 8/16
Live Webinars and Training	No Events Scheduled at this time				

View On Demand	<ul style="list-style-type: none"> CDPH Immunization Branch Archived Provider Webinars and Slides AIM Vaccine Confidence Toolkit Webinar Series 	<ul style="list-style-type: none"> Introduction to My Turn Onboarding (v. 1/4/22) Latest Features in My Turn (Requires myCAvax Login) myCAvax Release Notes for LHD and CDPH Users (Requires myCAvax Login)
----------------	---	--

Help	Help Desk	Immunization Resources
	<p>CDPH Provider Call Center: 1-833-502-1245, M-F 8am-5pm Email: providercallcenter@cdph.ca.gov</p> <p>My Turn: Help Desk Email: myturn.clinic.hd@cdph.ca.gov Onboarding Email: myturnonboarding@cdph.ca.gov</p> <p>myCAvax: Help Desk Email: mycavax.hd@cdph.ca.gov Mpox: Email: stdcb@cdph.ca.gov</p>	<p>California's General Immunization Resources (eziz.org)</p> <p>RSV Immunization Resources Flu Vaccination Resources</p> <p>COVID-19 Vaccination Resources COVID-19 Treatments</p> <p>Mpox Vaccination Resources</p>

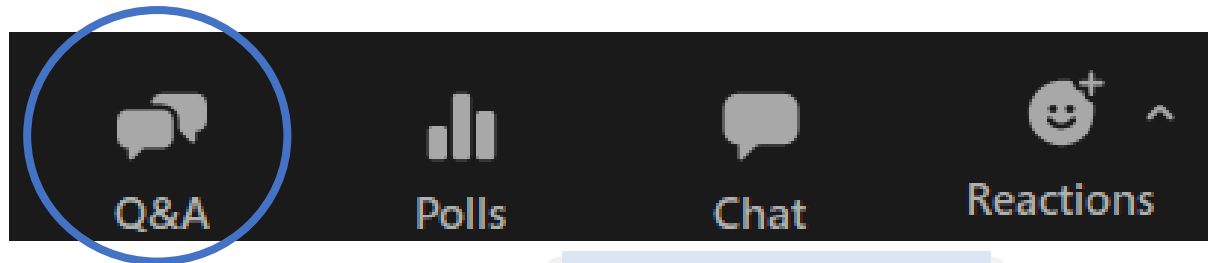
CDPH Provider Webinars and Trainings

Week of August 19, 2024

	Monday 8/19	Tuesday 8/20	Wednesday 8/21	Thursday 8/22	Friday 8/23	
Live Webinars and Training					CDPH Immunization Updates for Providers 9:00 am – 10:30 am	
View On Demand	<ul style="list-style-type: none"> CDPH Immunization Branch Archived Provider Webinars and Slides AIM Vaccine Confidence Toolkit Webinar Series 		<ul style="list-style-type: none"> Introduction to My Turn Onboarding (v. 1/4/22) Latest Features in My Turn (Requires myCAvax Login) myCAvax Release Notes for LHD and CDPH Users (Requires myCAvax Login) 			
Help	<p align="center">Help Desk</p> <p>CDPH Provider Call Center: 1-833-502-1245, M-F 8am-5pm Email: providercallcenter@cdph.ca.gov</p> <p>My Turn: Help Desk Email: myturn.clinic.hd@cdph.ca.gov Onboarding Email: myturnonboarding@cdph.ca.gov</p> <p>myCAvax: Help Desk Email: mycavax.hd@cdph.ca.gov Mpox: Email: stdcb@cdph.ca.gov</p>			<p align="center">Immunization Resources</p> <p>California's General Immunization Resources (eziz.org)</p> <p>RSV Immunization Resources Flu Vaccination Resources</p> <p>COVID-19 Vaccination Resources COVID-19 Treatments</p> <p>Mpox Vaccination Resources</p>		

Questions

During today's webinar, please use the Q&A panel to ask your questions so CDPH panelists and subject matter experts (SMEs) can respond.



Resource links will be dropped into, "Chat"



Upcoming Webinar Opportunities

[CDPH IZB Bi-weekly Updates for Providers](#)

Next session: Friday, August 23, 2024

9:00 am – 10:30 am



California Department of Public Health
Immunization Branch