



# Construction Equipment Key Blank Reference



The  to your success

  
A Member of the Kaba Group  
[www.kaba-ilco.com](http://www.kaba-ilco.com)

# About this Reference

Kaba Ilco Corp, the world's largest manufacturer of key blanks and key machines, is proud to offer the latest key blank reference; the Ilco Construction Equipment Key Blank Reference. We wish to thank the numerous sources that have provided assistance in preparing this reference.

In this reference information is organized by **Manufacturer**, **Use** (ignition, lift, equipment, etc.), **Identification** (any markings/identifying codes on the original key and/or the

switch/lock that uses the key), **Cuts/Code** (This may identify either the physical cuts on the key or the key code as identified in the manufacturers code series lists.), **Key Blank Number** and a column containing **Notes** that may be of benefit in identifying or duplicating.

If you know of any equipment/keys that we have missed, please submit the information to [info@irm.kaba.com](mailto:info@irm.kaba.com) and we will include it in the next edition.

## Table of Contents

Manufacturer	Page No.	Manufacturer	Page No	Manufacturer	Page No..
Advance	3	Hyster	5	Omni	8
Allmand	3	Hyundai	5	Perkins	8
Arrow	3	IMC	5	Poclain	8
ASV	3	Indak	5	Polaris	8
Autoquip	3	Ingersol Rand (IR)	5	Rammax	8
Baraga	3	International (IH)	5	Raygo	8
Bart Mill	3	Isuzu	6	Sabre	8
Bobcat	3	Jacobson	6	Sakai	8
Bomag	3	JCB	6	Samsung	8
Broce	3	JD Gator	6	Satoh	8
Broderson	3	JLG	6	Scag	8
Case	3	John Deere	6	Scott	8
Caterpillar	3	Kalmar	6	Sears	8
Champion	3	Kato	6	Shuttle Lift	8
Clark	4	Kawasaki	6	Skat Trak	8
Club Car	4	Kobelco	6	Skyjack	8
Cole-Hersee	4	Komatsu	6	Skytrak	9
Coleman	4	Kubota	6	Snorkel	9
Cushman	4	Lawn Pride	7	Sumitomo	9
Custom	4	Lay-Mor	7	Sunward	9
Daewoo	4	Legend	7	Tadano	9
David Brown	4	Liebherr	7	Tafe	9
Deere	4	Lincoln	7	Takeuchi	9
Deutz	4	Linde	7	Taylor Dunn	9
Ditch Witch	4	Linkbelt	7	TCM	9
Doosan	4	Lull	7	Tennant	9
Drexler	4	Magnum	7	Terex	9
Dynapak	4	Mahindra	7	Terramite	9
Farmall	4	Massey Ferguson	7	Thomas	9
Finn	5	Mazda	7	Timber Jack	9
Ford	5	MDI	7	Toyota	9
Gehl	5	Mercury	7	Universal	9
Generic	5	Merit	7	Upright	9
Genie	5	Mitsubishi	7	Vermeer	9-10
Gradall	5	Moxy	7	Vibromax	10
Gravelly	5	Multiquip	7-8	Volvo	10
Groove Man	5	Murray	8	Wacker	10
Grove	5	Mustang	8	Yale	10
Hamm	5	Nagano	8	Yanmar	10
Hitachi	5	New Holland	8	Yushin Seiki	10
Huber	5	Nissan	8	Yutani	10
Hypac	5	Nolan	8		

The enclosed information has been researched and compiled as accurately as possible and is provided as a service that is intended for reference only. Kaba Ilco Corp. disclaims liability for any damage or action resulting from the use of this information.

Use	Identification	Cuts/Code	Key Blank	Notes
<b>ADVANCE</b>				
Ignition	SKYJ	34121	Y14	
Lift	NG100		1574	
<b>ALLMAND</b>				
Equipment	KUBOB	4423	1539	
<b>ARROW</b>				
Ignition	NG100	52424	1574	
<b>ASV</b>				
Skid Mover	ASV	F203	1560	
Tractor	5P8500	F203	1560	
<b>AUTOQUIP</b>				
Dock Lift	455	2231	7DC	
<b>BARAGA</b>				
Dock Lift	1147		1147	Pre-cut
<b>BART MILL</b>				
Paving Equipment	NG100	52424	1574	
<b>BOBCAT</b>				
Fork Lift	14607	243131	1642	
Loader		51515	E1098JD	
	EK333	23211	GH1	
Skid Mover	D250	45545	1970AM	
<b>BOMAG</b>				
Equipment	14607	243131	1642	
	14685	4342	NE10	
Ignition	NG100	52424	1574	
<b>BROCE</b>				
Ignition	166		1430	Pre-cut
	KUBOB	4423	1539	
Power Broom	RJ350	4423	1539	
		45545	1970AM	
<b>BRODERSON</b>				
Ignition	166		1430	Pre-cut
	NG100	52424	1574	
<b>CASE</b>				
88 Series	14610	5242	NE10	
Backhoe/Tractor	D250	45545	S1970AM	
Dozer, older ignition			1147	Pre-cut
Dozers	D250	45545	S1970AM	
Excavator	K250	41142	T61C	Shorten
Ignition	CH751	24242	1574	
Mini Excavator	TAK	44232	TR33	Shorten
Model A24509			1148	Pre-cut
Padlock	KMUSA	199	R1286E	
Pre '70 Dozer	8335		1147	Pre-cut
Pre '70 Ignition			1148	Pre-cut
<b>CATERPILLAR</b>				
Caterpillar	5P8500	F203	1560	
Door		785B	1043C	
	785B	41413	Y11	
	KATDOR	42433	Y11	
Excavator	14607	243131	1642	
Fork Lift	166		1430	Pre-cut
			1583	Pre-cut
	123243	432312	1596	
Ignition	CNA2		CNA2	Pre-cut
Master Disconnect	CNA2		CNA2	Pre-cut
Model 8H-5306	CNA2		CNA2	Pre-cut
<b>CHAMPION</b>				
Grader	CH751	24242	1574	

Use	Identification	Cuts/Code	Key Blank	Notes
<b>CLARK</b>				
Fork Lift			1430	Pre-cut
	CL841	342423	X121	
<b>CLUB CAR</b>				
'04-'06 Gas Cap		51515	1098M	
Carryall		51515	1098M	
Work Cart	CLCA		CC1	Pre-cut
<b>COLE-HERSEE</b>				
Ignition	C250	21312	1098M	
Industrial Tractor, 20/30/40/50A/50C			1147	Pre-cut
Model 83353			1147	Pre-cut
<b>COLEMAN</b>				
Camper	1101X	553553	101AM	
<b>CUSHMAN</b>				
Work Vehicle	NG100	41325	1574	
<b>CUSTOM</b>				
Ignition	276	D276	1970AM	
<b>DAEWOO</b>				
Cab Door	DAEDOR	12134	DC1	
Excavator	D300	113441	DC1	
	DAED3	13432	X121	
	DAE900	132441	X121	
	DAEDH1	34332	DC1	
Gas Cap				
Ignition		413441	T61D	
Skid Mover	KMUSA		1430	Pre-cut
	KMUSA166	12442	X123	Shorten
Skid Mover 430/440/450			1430	Pre-cut
<b>DAVID BROWN</b>				
Tractor	1569		1569	Pre-cut
<b>DEERE</b>				
Backhoe	JD1481		C1098JD	Pre-cut
Combine A,B,G, 10 Series			666	Pre-cut
Excavator		42232	F1098JD	
Fork Lift	14609	4342	NE10	
Lawn Mower			1148	Pre-cut
	1148		1148	Pre-cut
Model M40718			1148	Pre-cut
Models 1020/1520/2020/2030			1147	Pre-cut
Padlock	A470	A470	1041H	
Skid Mover	JDSKIDS	51515	E1098JD	
Tractor	JD206		1519	
	JD1481		C1098JD	Pre-cut
Tractor, 110	JD935	24242	1574	
Tractor, Lawn			1147	Pre-cut
			E1098JD	
<b>DEUTZ</b>				
Ignition	14685	4342	NE10	
<b>DITCH WITCH</b>				
Trencher	215052	51515	1098M	
	D250	45455	1970AM	
	214961	15212	Y11	
<b>DOOSAN</b>				
Ignition		413441	T61D	
<b>DREXLER</b>				
Fork Lift	C528	22113	Y14	
<b>DYNAPAK</b>				
Ignition	166		1430	Pre-cut
<b>FARMALL</b>				
Tractor		51515	1098M	

Use	Identification	Cuts/Code	Key Blank	Notes
<b>FINN</b>				
Skid Mover	FINN31	4525	OM10	
<b>FORD</b>				
Backhoe	555		1592	Pre-cut
Skid Mover	PK556	31244	1574	
Teactor, New	14607	243131	1642	
Tractor Ignition			1592	Pre-cut
Tractor, 1520-1210+	5252		1570	Pre-cut
Tractor, Old	1569		1569	Pre-cut
<b>GEHL</b>				
Skid Mover	GEHL SKIDS	4423	1539	
Track Loader	KOB	44112	TR33	Shorten
	H806	44232	TR33	Shorten
<b>GENERIC</b>				
Fork Lift	KMUSA166		1430	Pre-cut
<b>GENIE</b>				
Hi Lift	455	2231	7DC	
	GENI093		Y11	
<b>GRADALL</b>				
Engine Cover	CH510	34124	Y14	
Ignition	166		1430	Pre-cut
<b>GRAVELY</b>				
Lawn Equipment		51515	1098M	
<b>GROOVE MAN</b>				
Lift	NG100		1574	
<b>GROVE</b>				
Hi Lift	D250	45545	1970AM	
	GROV253	34124	Y14	
Man Lift	NG100	52424	1574	
<b>HAMM</b>				
Equipment	14607	243131	1642	
<b>HITACHI</b>				
Excavator	H808	41232	F1098JD	
	H800	42232	F1098JD	
Ignition	166		1430	Pre-cut
<b>HUBER</b>				
Road Grader	NG100	52424	1574	
<b>HYPAC</b>				
Ignition	166		1430	Pre-cut
<b>HYSTER</b>				
Fork Lift	KMUSA166		1430	Pre-cut
<b>HYUNDAI</b>				
Ignition	H808	41232	T61C	Shorten
<b>IMC</b>				
Lawn Equipment	1919	13535	1561	
<b>INDAK</b>				
Ignition			1148	Pre-cut
<b>INGERSOL RAND (IR)</b>				
Compactor	D250	45545	1970AM	
Compressor	INR	45545	1970AM	
Fork Lift	166		1430	Pre-cut
Huster			1430	Pre-cut
<b>INTERNATIONAL (IH)</b>				
Cub Cadet 782D		4423	1539	
Cub Cadet Mower	51515		1098M	
	JD100		D1098JD	Pre-cut
Ignition	MITSUB	432312	1596	
Loader	D250	45445	1970AM	
Master Disconnect	CNA2		CNA2	Pre-cut

Use	Identification	Cuts/Code	Key Blank	Notes
<b>ISUZU</b>				
Fork Lift		E508	ISU1-SI	
<b>JACOBSON</b>				
Lawn Equipment		13535	1561	
<b>JCB</b>				
Excavator	S450	4114	DC1	Shorten
Ignition	14607	243131	1642	
<b>JD GATOR</b>				
Work Vehicle	JDGAT	51515	1098X	
<b>JLG</b>				
Engine Cover	CH510	34124	Y14	
Equipment	JLG650	13412	Y11	
Hi Lift		23113	1069N	
Ignition	166		1430	Pre-cut
Loade	D250	45445	1970AM	
Old Ignition		14423	Y12	
Skytrak	438		BH12-SI	Pre-cut
<b>JOHN DEERE</b>				
Back Hoe	JD1481		C1098JD	Pre-cut
Combine A,B,G, 10 Series			666	Pre-cut
Dozer	606	243311	1642	
Excavator	JDX3	42242	X138	
Fork Lift	14609	4342	NE10	
Lawn Tractor	1148		1147	Pre-cut
			1098JD	
	JD1481		C1098JD	Pre-cut
		51515	E1098JD	
Padlock	A470	A470	1041H	
Skid Mover	JDSS	51515	E1098JD	
Tractor	JD206		1519	
Tractor, 110	JD935	24242	1574	
<b>KALMAR</b>				
Fork Lift	787	1323	1519	
<b>KATO</b>				
Door	600	34432	Y11	
Ignition	KV02	21412	T61C	Shorten
<b>KAWASAKI</b>				
Wheel Loader	K250	41142	TR33	Shorten
	KOB	44112	TR33	Shorten
<b>KOBELCO</b>				
Excavator	K250	41142	TR33	Shorten
	KOB	44112	TR33	Shorten
<b>KOMATSU</b>				
Electric Lift			1539	
Fork Lift			1430	Pre-cut
	787	1323	1519	
	D250	45545	1970AM	
Padlock		12414	Y11	
		12412	Y14	
<b>KUBOTA</b>				
B&GL Series	KUBOB	4423	1539	
Diesel Garden Tractor	6671-55240	4423	1539	
G&L Series	KUB0412	21423	1540	
Generator	1148		1148	Pre-cut
	RONIS455		7DC	
Lawn Mower	1148		1148	Pre-cut
M Series	MITSUB	432312	1596	
Models K1122-62130			1148	Pre-cut
Tractor		3133	TR33	Shorten

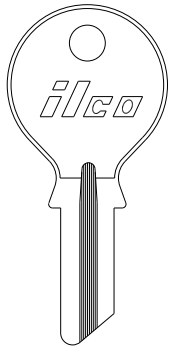






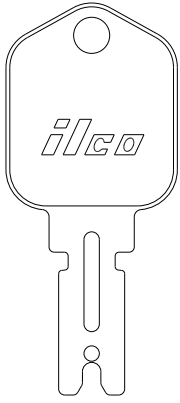
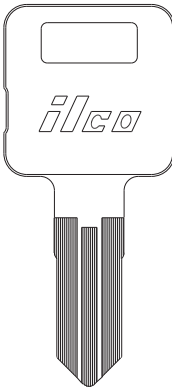
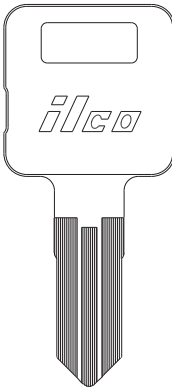
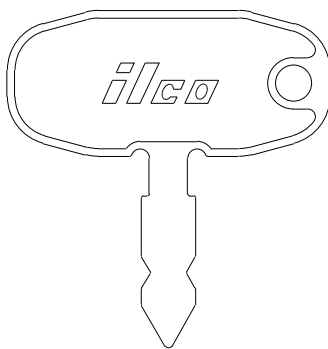
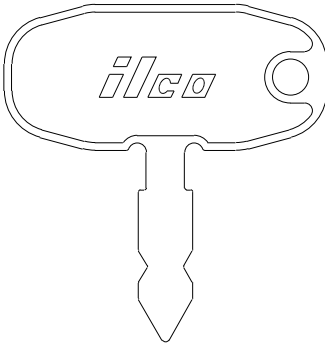
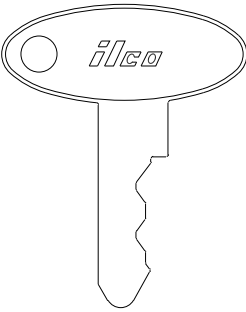
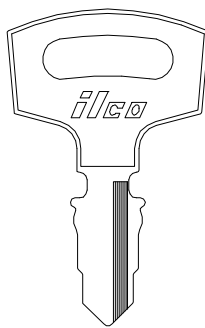
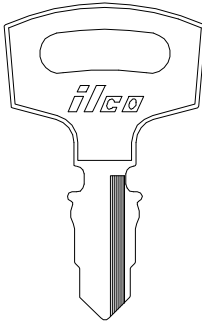
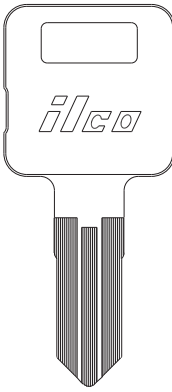
Use	Identification	Cuts/Code	Key Blank	Notes
<b>LAWN PRIDE</b>				
Mower	6896	02212	YH34	
<b>LAY-MOR</b>				
LAY8	4423		1539	
<b>LEGEND</b>				
Fork Lift	NG100	41325	1574	
<b>LIEBHERR</b>				
Dozer	606	243311	1642	
<b>LINCOLN</b>				
Ranger 8 Welder	1148		1148	Pre-cut
Welder	1148		1148	Pre-cut
<b>LINDE</b>				
Fork Lift		243131	1642	
<b>LINKBELT</b>				
Crane	SKYJ	34131	Y14	
Excavator	S450	41142	T61C	Shorten
Panel/Door	CH751	24242	1574	
<b>LULL</b>				
Ignition	NG100	52424	1574	
Telehandler	PK556	31224	1574	
Telehandler (new)	L203	31244	Y11	
Telehandler (old)	L926	41335	Y11	
<b>MAGNUM</b>				
Lighting Equipment			1137S	Tubular
<b>MAHINDRA</b>				
2 Wheel Tractor	INENSY		1569	Pre-cut
Tractor	MAH1200	21423	1540	
<b>MASSEY FERGUSON</b>				
Models 135/150/165/175/180/230/ 235/245/255/265/275/285/302/304/ 1080/1085/1105/1150/1155/1500/ 1800/2135/2200/2500/3165			1147	Pre-cut
Tractor	5252		1570	Pre-cut
	438		BH12-SI	Pre-cut
Tractor 640/650	INENSY		1569	Pre-cut
Tractor, Lawn			1147	Pre-cut
<b>MAZDA</b>				
Fork Lift			MZ15	
<b>MDI</b>				
Ignition	K250	41142	T61C	Shorten
<b>MERCURY</b>				
Power Equipment	965	141441	X121	
	961	144114	X121	
<b>MERIT</b>				
Compactor	14603	243131	1642	
	14607	243131	1642	
<b>MITSUBISHI</b>				
Dozer	MITSUB	432312	1596	
Fork Lift	123243	432312	1519	
Ignition	H32412	21423	1540	
<b>MOXY</b>				
Equipment	14607	243131	1642	
<b>MULTIQUIP</b>				
Generator	JD1481		C1098JD	Pre-cut
	IZU700	134143	X6	
Genset 25KVA/70KVA			C1098JD	Pre-cut
Welder	455	2231	7DC	
<b>MURRAY</b>				
Lawn Mower	1148		1148	Pre-cut
Lawn Tractor	1148		1148	Pre-cut



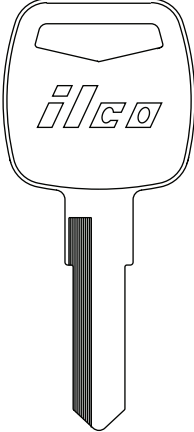

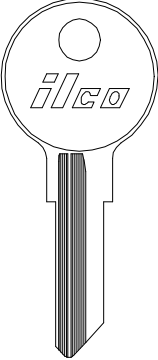


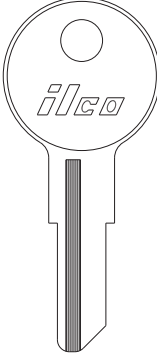

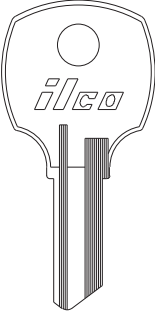

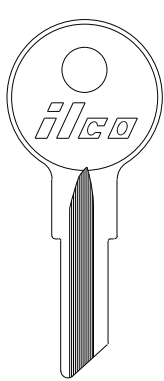

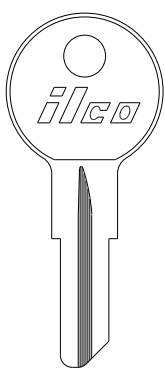


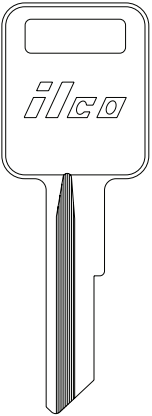





Use	Identification	Cuts/Code	Key Blank	Notes
<b>MUSTANG</b>				
Skid Mover	166		1430	Pre-cut
<b>NAGANO</b>				
Ignition	H808	41232	T61C	Shorten
<b>NEW HOLLAND</b>				
Boomer Tractor		31133	TH1-P	
Equipment	14603	243131	1642	
	14607	243131	1642	
Excavator	TAK	44232	TR33	Shorten
Skid Mover	PK556	31244	1574	
Tractor	NEWHOLLAND		1569	Pre-cut
			1592	Pre-cut
	K250	41142	T61C	Shorten
<b>NISSAN</b>				
Fork Lift		N1417	X7	
<b>NOLAN</b>				
Lawn Equipment	1919	13535	1561	
<b>OMNI</b>				
Hi Lift	SKYLL22	LL22	Y11	
<b>PERKINS</b>				
Ignition	5252		1570	Pre-cut
<b>POCLAIN</b>				
Ignition	14610	5242	NE10	
<b>POLARIS</b>				
Portable	1148		1148	Pre-cut
Rototiller	1148		1148	Pre-cut
<b>RAMMAX</b>				
Compactor	14685	4342	NE10	
<b>RAYGO</b>				
Road Equipment	NG100	52424	1574	
<b>SABRE</b>				
Lawn Mower	1148		1148	Pre-cut
Lawn Tractor	1148		1148	Pre-cut
<b>SAKAI</b>				
Excavator	DAE900	132441	X121	
Fork Lift	787	1323	1519	
Ignition		1133	1519	
<b>SAMSUNG</b>				
Excavator	VOLEX	231312	X121	
<b>SATOH</b>				
Tractor		21423	1540	
<b>SCAG</b>				
Lawn Mower	1148		1148	Pre-cut
<b>SCOTT</b>				
Lawn Mower	1148		1148	Pre-cut
Lawn Tractor	1148		1148	Pre-cut
	JD100		D1098JD	Pre-cut
<b>SEARS</b>				
Lawn Mower			1148	Pre-cut
<b>SHUTTLE LIFT</b>				
Crane	166		1430	Pre-cut
<b>SKAT TRAK</b>				
Pumps	438		BH12-SI	Pre-cut
<b>SKYJACK</b>				
Hi Lift	455	2231	7DC	
	SKYJ	34131	Y14	
<b>SKYTRAK</b>				
Fork Lift	166		1430	Pre-cut
	1569		1569	Pre-cut
Ignition	NG100	52424	1574	
Scissor Lift	14603	243131	1642	



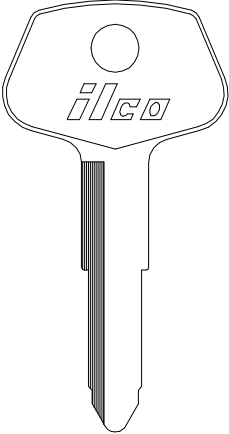
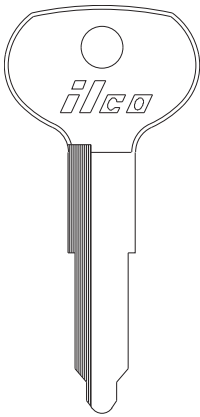
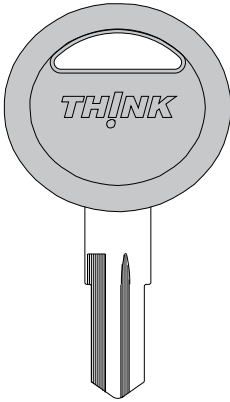
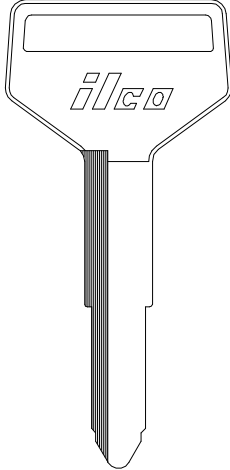
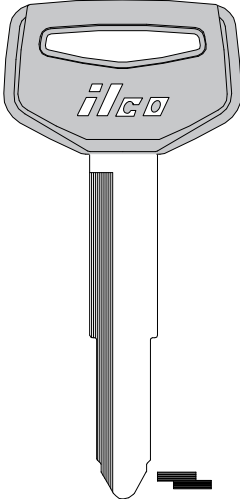
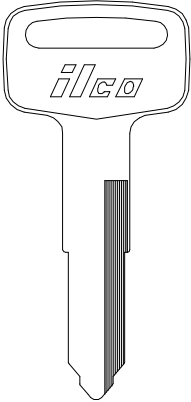
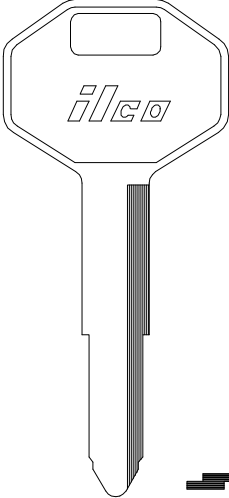
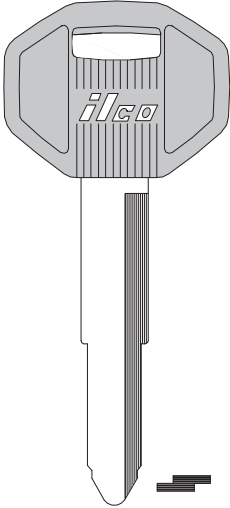
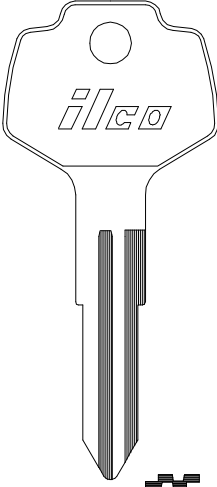
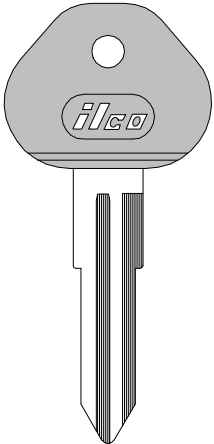
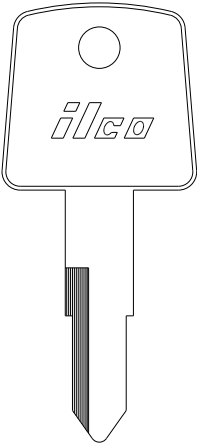
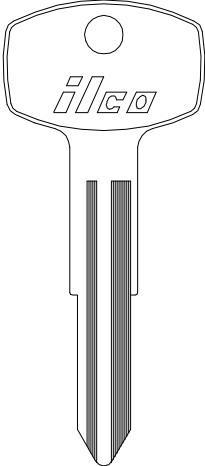
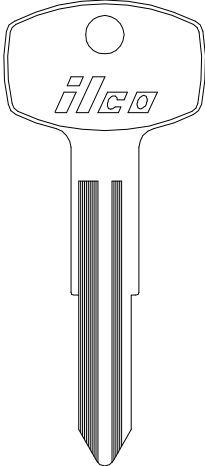
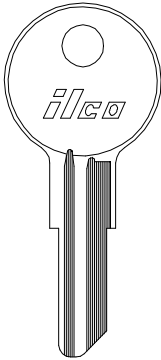
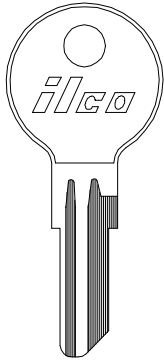
Use	Identification	Cuts/Code	Key Blank	Notes
<b>SNORKEL</b>				
4x4 Platform	CH526	24132	Y13	
Hi Boom	CH523	14343	Y14	
Hi Lift	455	2231	7DC	
<b>SUMITOMO</b>				
Excavator	S450	41142	T61C	Shorten
<b>SUNWARD</b>				
Ignition	H808	41232	T61C	Shorten
<b>TADANO</b>				
Fork Lift	717	244211	X6	
<b>TAFE</b>				
Landscape Tractor	INENSY		1569	Pre-cut
<b>TAKEUCHI</b>				
Excavator	H806	44232	BDK17	Pre-cut
<b>TAYLOR DUNN</b>				
Ignition		10022	YH33	
<b>TCM</b>				
Loader	T800	43422	T61C	Shorten
<b>TENNANT</b>				
Floor Scrubber	D250	45545	1970AM	
<b>TEREX</b>				
Boom Lift (old)	NG100	52424	1574	
Equipment	14607	243131	1642	
Excavator	D300	113441	DC1	
Fork Lift	714602	45545	1970AM	
	C528	22113	Y14	
Hi Lift	455	2231	7DC	
Square Shooter	TERX06	15315	Y14	
Telehandler	NG100		1574	
<b>TERRAMITE</b>				
Backhoe, T5C/T6/T9	8335		1147	Pre-cut
Old Ignition		14423	Y12	
<b>THOMAS</b>				
Excavator	H808	41232	T61C	Shorten
Skid Mover	22379	4423	1539	
Skid Steer, diesel to 2003	22379	4423	1539	
<b>TIMBER JACK</b>				
Logging Machine	D250	45545	1970AM	
<b>TOYOTA</b>				
Fork Lift		231124	1596	
	TOYO416	231242	1596	
			X119	
Hi Lift		231242	1596	
<b>UNIVERSAL</b>				
Hi Lift	SKYJ	34131	Y14	
Ignition	CH523	14343	Y14	
<b>UPRIGHT</b>				
Fork Lift (new)	PK556	31244	1574	
Fork Lift (old)	CH512	34131	Y14	
Hi Lift	455	2231	7DC	
<b>VERMEER</b>				
Ignition	1148		1148	Pre-cut
	5252		1570	Pre-cut
			1574	
Trencher	NG100	52424	1574	
		45455	1970AM	
	455	2231	7DC	
<b>VIBROMAX</b>				
Compactor	14603	243131	1642	

Use	Identification	Cuts/Code	Key Blank	Notes
Compactor (con't)	14607	243131	1642	
	52007	4342	NE10	
	14609	4342	NE10	
	15485	4342	NE10	
<b>VOLVO</b>				
777 Excavator	VOLEX	231312	X121	
Articulated Truck			S66NN-P	HS Blade
Loader	C01	1231	63	
Mini Excavator	JD935	24242	1574	
Mini Loader	14607	243131	1642	
<b>WACKER</b>				
Compactor		51515	1098M	
Ignition	5252		1570	Pre-cut
	14685	4342	NE10	
Roller	6896	2212	YH34	
<b>YALE</b>				
Fork Lift			1430	Pre-cut
	PK556	31244	1574	
	2550	12424	X123	Shorten
	YALE	31244	Y11	
Ignition	NG100	52424	1574	
<b>YANMAR</b>				
Tractor			1519	
			X121	
<b>YUSHIN SEIKI</b>				
Ignition	5252		1570	Pre-cut
<b>YUTANI</b>				
Ignition	K250	41142	T61C	Shorten

 <p data-bbox="228 575 289 600">  </p> <p data-bbox="240 636 277 661">63</p>	 <p data-bbox="513 636 566 661">666</p>	 <p data-bbox="797 636 867 661">1147</p>	 <p data-bbox="1084 636 1154 661">1148</p>	 <p data-bbox="1373 636 1443 661">1430</p>
 <p data-bbox="224 1276 293 1302">1519</p>	 <p data-bbox="508 1276 578 1302">1539</p>	 <p data-bbox="797 1276 867 1302">1540</p>	 <p data-bbox="1084 1276 1154 1302">1560</p>	 <p data-bbox="1373 1276 1443 1302">1561</p>
 <p data-bbox="250 1913 319 1938">1569</p>	 <p data-bbox="574 1913 644 1938">1570</p>	 <p data-bbox="850 1913 920 1938">1574</p>	 <p data-bbox="1117 1913 1187 1938">1583</p>	 <p data-bbox="1386 1913 1456 1938">1592</p>

  1596	  1642	  101AM	  1041H	  1043C
  1069N	  1098JD	  1098M	  1098X	  1137S
  1970AM	  7DC	  BDK17	  BH12-SI	  C1098JD

 <p>CC1</p>	 <p>CNA2</p>	 <p>D1098JD</p>	 <p>DC1</p>	 <p>DC1-P</p>
 <p>E1098JD</p>	 <p>F1098JD</p>	 <p>GH1</p>	 <p>ISU1-SI</p>	 <p>MZ15</p>
 <p>NE10</p>	 <p>OM10</p>	 <p>R1286E</p>	 <p>S1970AM</p>	 <p>S66NN-P</p>

 <p>T61C</p>	 <p>T61D</p>	 <p>TH1-P</p>	 <p>TR33</p>	 <p>TR33-P [-PC]</p>
 <p>X119</p>	 <p>X121</p>	 <p>DC3-P [-PC]</p>	 <p>X123</p>	 <p>DA25-P [-PC]</p>
 <p>X138</p>	 <p>X6</p>	 <p>X7</p>	 <p>Y11</p>	 <p>Y12</p>



# More fine products from Kaba Ilco ...



**KD50C** - Remarkable speed and accuracy in a superbly crafted machine. Cuts single sided keys in as little as five seconds! The vise jaws are engineered to grip even the most troublesome double-sided auto keys. Loaded with features every user will appreciate. Superior design provides outstanding cutting accuracy and dependable, long term performance.

**Bravo III with EZ Jaw™** - A sturdy machine designed to deliver years of service. The Bravo III features quickly to rotatable, EZ-Grip 4-position vise jaws, twin carriage shafts, a safety release carriage, and a micrometer adjustable tracing guide. Precision machined parts and ergonomic design provide for unsurpassed accuracy and ease



**Matrix S** - Precision control in all three axis provide the ability to duplicate laser and dimple style keys with ease. The Matrix vise jaws handle a wide variety of keys without the need for adapters. Many types of commercial and automotive keys now use keys that can be duplicated only on a Matrix style key machine. Includes electronic adjustment feature. Cutters available for cutting various specialty key types.

The  to your success



A Member of the Kaba Group  
Kaba Ilco Corp.

400 Jeffreys Road • Rocky Mount, NC 27804  
Phone 800.334.1381 • Fax 252.446.4702  
[www.kaba-ilco.com](http://www.kaba-ilco.com)

Form No. 3030/0810