



Form MO-1040P

Property Tax Credit and Pension Exemption Short Form



Complete a New, Simplified MO W-4

We encourage you to review and complete a new, simplified W-4 each year, especially if your filing status has changed. Request the new, simplified W-4 from your employer or print it at <https://dor.mo.gov/forms>.



Sign up to Receive Return Status Updates

Get text or email notifications each time the status of your return changes. See page 5 for more information.



File Electronically

Electronic filing is fast and easy. See page 2 for details.

Tax Deadline is April 15. See page 5 for extensions.

Electronic Filing Options for Federal and State E-File



Missouri, in cooperation with the Internal Revenue Service (IRS), offers a joint federal and state filing of individual income tax returns. There are two ways that you may e-file your federal and state income tax returns:

- 1) You can electronically file your federal and state returns online from websites provided by approved software providers. Many providers offer free filing if you meet certain conditions. A list of approved providers can be found at <http://dor.mo.gov/personal/individual/vendors.php#freeonline>.
- 2) You can have a tax preparer (if approved by the IRS) electronically file your federal and state returns for you, usually for a fee. A list of approved tax preparers can be found at <http://dor.mo.gov/personal/>.

BENEFITS OF ELECTRONIC FILING

Convenience: You can electronically file 24 hours a day, 7 days a week. If you electronically file **DO NOT** mail a copy of your return.

Security: Your tax return information is encrypted and transmitted over secure lines to ensure confidentiality.

Accuracy: Electronically filed returns have fewer errors than paper returns.

Direct Deposit: You can have your refund directly deposited into your bank account.

Proof of Filing: An acknowledgment is issued when your return is received and accepted.

ASSISTANCE WITH PREPARING YOUR TAX RETURN

There are a large number of volunteer groups around Missouri providing tax assistance to elderly or lower income taxpayers. To locate a volunteer group near you that offers return preparation assistance: call 800-906-9887 or 888-227-7669 or visit <https://www.irs.gov/individuals/free-tax-return-preparation-for-you-by-volunteers>.

You will find a larger volume of volunteer centers open during the filing season, which is typically January through April.

2D BARCODE RETURNS



If you plan to file a paper return, you should consider 2-D barcode filing. The software encodes all your tax information into a 2-D barcode, which allows your return to be processed with fewer errors compared to traditional paper returns. If you use software to prepare your return, check our website for approved 2-D barcode software companies. Also, check out the Department's fill-in forms that automatically calculate and provide your return with a 2-D barcode. You can have your refund directly deposited into your bank account when you use the Department's fill-in forms.


If your form has a 2-D barcode, mail your return to the Department of Revenue address as indicated below:

Refund returns: P.O. Box 3222, Jefferson City, MO 65105-3222

Refund returns claiming a property tax credit: P.O. Box 3385, Jefferson City, MO 65105-3385

Balance due returns: P.O. Box 3370, Jefferson City, MO 65105-3370

Balance due returns claiming a property tax credit: P.O. Box 3395, Jefferson City, MO 65105-3395



WHAT'S INSIDE

| | |
|---|-----------|
| Electronic Filing Options | 2, 32 |
| Do You Have the Right Book? | 3 |
| Am I Eligible? | 4 |
| Important Filing Information | 4-6 |
| Information to Complete Form MO-1040P | 6-12 |
| Pension Exemption | 7, 10, 11 |
| Itemized Deductions | 7, 11, 12 |
| Information to Complete Form MO-PTS | 12-14 |
| Information to Complete Form MO-CRP | 15 |
| Consumer's Use Tax | 5 |

| | |
|-------------------------------------|-------|
| Tax Chart | 24 |
| Property Tax Credit Chart | 29-31 |

FORMS

| | |
|---|-------|
| Diagram of Form W-2 | 24 |
| Form MO-PTS | 25-26 |
| Form MO-CRP | 27 |
| Form 5674 (Verification of Rent Paid) | 28 |
| Form 1040V | 16 |

Property Tax Credit Filers - Please Note

To claim the Property Tax Credit:

- The maximum income level for residents who rent is \$27,000 (after any exemption).
- The maximum credit for residents who own and occupy their home is \$1,100. If you rent the maximum credit is \$750.
- The maximum income level for residents who own and occupy their home for the **entire year** is \$30,000 (after any exemptions).

NOTE: If you rent from a facility that does not pay property taxes, you are not eligible for a Property Tax Credit.

Failure to include required documentation or information may reduce or delay your refund.

DO YOU HAVE THE RIGHT BOOK?

You **may use** this tax book to file your 2019 Missouri Individual Income tax return if you:

1. Are a one income filer (have income from one spouse, if married), or are single;
2. Were a Missouri resident, nonresident or part year resident with Missouri income only;
3. Claim the standard or itemized deductions; and
4. Do not have any tax credits or modifications to your income.

You **cannot** use this tax book if you:

1. Have income from another state;
2. Are filing an amended return;
3. Have military pay;
4. You have a Net Operating Loss (NOL);
5. You are a fiscal year filer;
6. You have any of the following Missouri modifications:
 - a. Positive or negative adjustments from partnerships, fiduciaries, S corporations, or other sources;
 - b. Nonqualified distribution received from the Missouri Savings for Tuition Program (MOST), Missouri Education Deposit Program, or other qualified 529 Plan;

- c. Exempt contributions made to or earnings from the Missouri Savings for Tuition Program (MOST), Missouri Education Deposit Program, or other qualified 529 plan;
- d. Interest from federal exempt obligations;
- e. Interest from state and local obligations;
- f. Capital gain exclusion;
- g. Railroad retirement modifications;
- h. Negative bonus depreciation adjustments;
- i. Enterprise Zone or Rural Empowerment Zone Modification;
- j. Are a nonresident alien;
- k. Are a nonresident stationed in Missouri and you or your spouse earned nonmilitary income while in Missouri;
- l. Qualified Health Insurance Premiums;
- m. Achieving a Better Life Experience Program (ABLE) modifications;
- n. Agriculture disaster relief income; or
- o. Employee Stock Ownership Plan (ESOP).

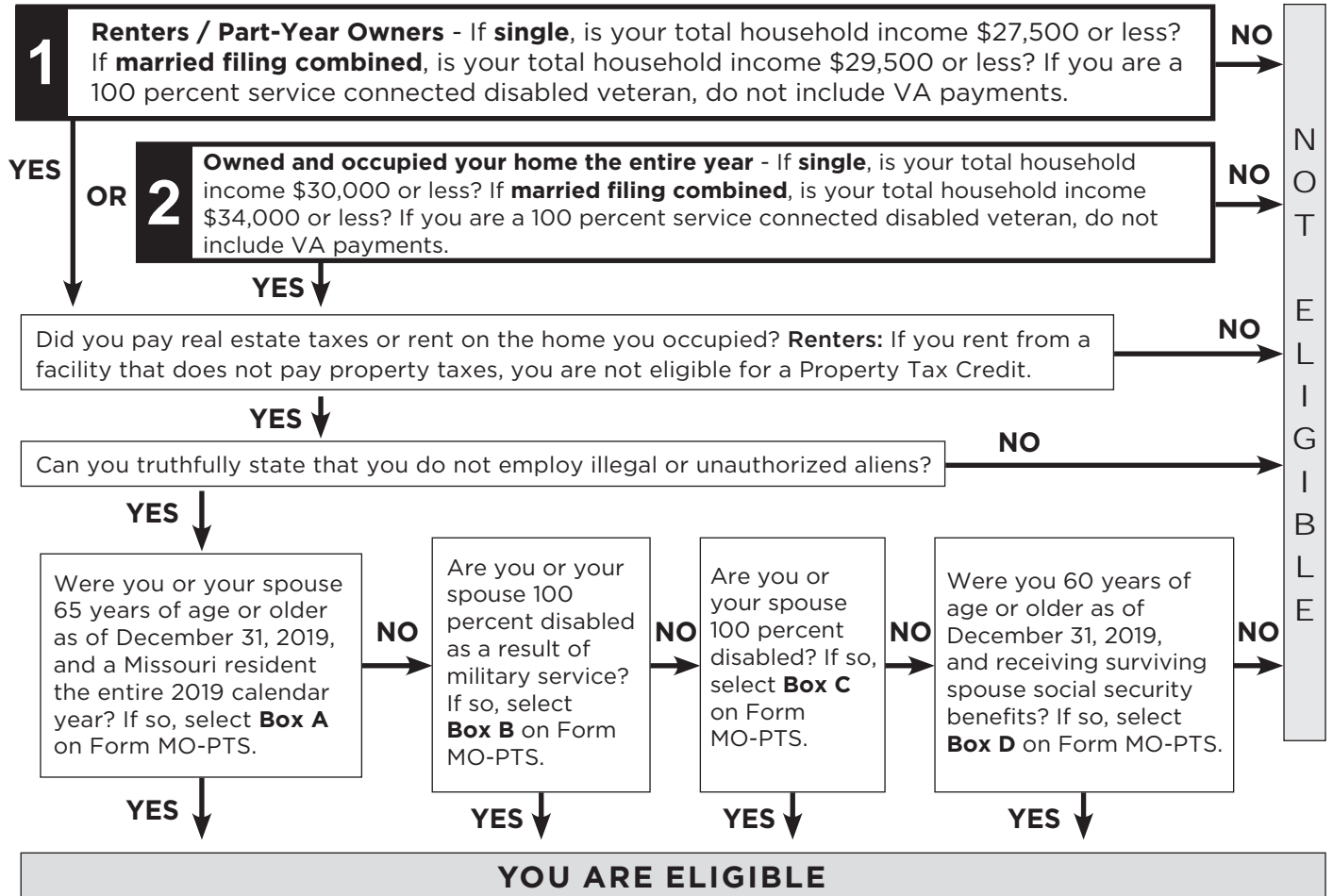
7. You are claiming:
 - a. Miscellaneous Tax Credits ([Form MO-TC](#));
 - b. Credit made with the filing of an Application for Extension of Time to File ([Form MO-60](#));
 - c. A deduction for other federal tax (from Federal Form 1040 or 1040-SR and applicable schedules):
 - Schedule 2, Part 1, Line 3;
 - Schedule 2, Part 2, Line 6;
 - Schedule 3, Part 1, Line 1;
 - Schedule 2, Part 2, Line 7b; and
 - Any recapture taxes included on Schedule 2, Part 2, Line 10.
 - d. A Healthcare Sharing Ministry deduction;
 - e. A Bring Jobs Home deduction;
 - f. Transportation Facilities deduction; or
 - g. First-Time Home Buyers deduction.
8. You owe a penalty for underpayment of estimated tax;
9. You owe tax on a lump sum distribution included on your Federal Form 1040 or Federal Form 1040-SR, Line 12a;
10. You owe recapture tax on low income housing credit; or
11. You are a fiscal year filer.

Note: Use the property Tax Credit Claim ([Form MO-PTC](#)) if you are not required to file an individual income tax return, but you are eligible to file for a Property Tax Credit.

Am I Eligible?

Use this diagram to determine if you or your spouse are eligible to claim the Property Tax Credit (Circuit Breaker)

Start diagram by choosing Box 1 or Box 2 and follow to conclusion.



This information is for guidance only and does not state complete law.

TO OBTAIN FORMS

Visit our Department's website at <http://dor.mo.gov/personal/taxselector> to use the Department's form selector to obtain specific tax forms.

If you need to obtain federal forms, you can go to the IRS website at www.irs.gov.

IMPORTANT FILING INFORMATION

This information is for guidance only and does not state the complete law.

FILING REQUIREMENTS

You do not have to file a Missouri return if you are not required to file a federal return. If you are required to file a federal return, you may not have to file a Missouri return if you:

1. Are a resident and have less than \$1,200 of Missouri adjusted gross income;
2. Are a nonresident with less than \$600 of Missouri income; or
3. Have Missouri adjusted gross income less than the amount of your standard deduction for your filing status.

Note: If you are not required to file a Missouri return, but you received a Wage and Tax Statement (Form W-2) stating you had Missouri tax withheld, you must file your Missouri return to get a refund of your Missouri withholding. If you are not required to file a Missouri return and you do not anticipate an increase in income, you may change your Employee Withholding Allowance Certificate (**Form MO W-4**) to "exempt" so your employer will not withhold Missouri tax. If you are a nonresident alien, visit <https://dor.mo.gov/personal/nonresident/> for more information.

WHEN TO FILE

The 2019 returns are due April 15, 2020.

EXTENSION OF TIME TO FILE

You are not required to file an extension if you do not expect to owe additional income tax or if you anticipate receiving a refund.

If you wish to file a Missouri extension, and **do not** expect to owe Missouri income tax, you may file an extension by filing an Application for Extension of Time to File ([Form MO-60](#)). An automatic extension of time to file will be granted until October 15, 2020.

If you receive an extension of time to file your federal income tax return, you will automatically be granted an extension of time to file your Missouri income tax return, provided you **do not** expect to owe any additional Missouri income tax. **Attach a copy of your federal extension (Federal Form 4868) with your Missouri income tax return when you file.**

If you expect to owe Missouri income tax, file Form MO-60 with your payment by the original due date of return.

Remember: An extension of time to file does not extend the time to pay. A 5 percent addition to tax will apply if the tax is not paid by the original return's due date.

LATE FILING AND PAYMENT

Simple interest is charged on all delinquent taxes. The rate will be updated annually and can be found on our website at <http://dor.mo.gov/intrates.php>.

For timely filed returns, an addition to tax of 5 percent (of the unpaid tax) is added if the tax is not paid by the return's due date.

For returns not filed by the due date, an addition to tax of 5 percent per month (of the unpaid tax) is added for each month the return is not filed. The addition to tax cannot exceed 25 percent.

Note: If you file an extension, a 5 percent addition to tax charge will still apply if the tax is not paid by the original return's due date.

If you are unable to pay the tax owed in full on the due date, please visit <http://dor.mo.gov> for your payment options.

WHERE TO MAIL YOUR RETURN

If you are due a **refund** or have **no amount due**, mail your return and all required attachments to:

**Department of Revenue
P.O. Box 2800
Jefferson City, MO 65105-2800**

If you have a **balance due**, mail your return, payment, and all required attachments to:

**Department of Revenue
P.O. Box 3395
Jefferson City, MO 65105-3395**

All 2-D barcode returns, see page 2.

DOLLARS AND CENTS

Rounding is required on your tax return. Zeros have been placed in the cents column on your return. For 1 cent through 49 cents, round down to the previous whole

dollar amount. For 50 cents through 99 cents, round up to the next whole dollar amount.

Example: Round \$32.49 down to \$32.00
 Round \$32.50 up to \$33.00

AMENDED RETURN

You must use Individual Income Tax Return Long Form (Form MO-1040) for the year being amended. See information on page 4 on how to obtain Form MO-1040 and instructions.

FILL-IN FORMS THAT AUTOMATICALLY CALCULATE

Visit <http://dor.mo.gov/personal/individual/> to enter your tax information and let us do the math for you. No calculation errors means faster processing. Just complete, print, sign, and mail the return. These forms contain a 2-D barcode at the top right portion of the form. This allows quicker processing of your return.

MISSOURI RETURN INQUIRY

To check the status of your **2018 or 2019 return(s)** 24 hours a day, visit <http://dor.mo.gov/returnstatus> or call our automated individual income tax inquiry line at (573) 526-8299. To obtain the status of your return, you must know the following information: 1) the first social security number on the return; 2) the filing status shown on your return; and 3) the exact amount of the refund or balance due in whole dollars. Once this information is validated using the Missouri Return Inquiry System on our website, you will be given the option to sign up for text or email notifications. This will allow you to be notified by text or email each time the status of your tax return changes as it is being processed by the Department of Revenue.

ADDRESS CHANGE

If you move after filing your return, notify both the Post Office serving your old address and the **Department of Revenue** of your address change. Address change requests should be mailed to: **Department of Revenue, P.O. Box 2200, Jefferson City, MO 65105-2200**. This will help forward any refund check or correspondence to your new address. You may complete our online address change form at the following web address <http://dor.mo.gov/howdoi/addchange.php>.

CONSUMER'S USE TAX

Use tax is imposed on the storage, use, or consumption of tangible personal property in this state. The state use tax rate is 4.225 percent. Cities and counties may impose an additional local use tax. Use tax does not apply if the purchase is subject to Missouri sales tax or otherwise exempt. A purchaser is required to file a use tax return if the cumulative purchases on which tax was not paid to the seller exceed \$2,000 in a calendar year. You can use the Consumer's Use Tax Return ([Form 4340](#)). **The due date for Form 4340 is April 15, 2020.**

FILING FOR DECEASED INDIVIDUALS

Any existing Power of Attorney ([Form 2827](#)) with the Department of Revenue is terminated when the death of the taxpayer is made known to the Department. A new Form 2827 and verification of personal representative is required after death of the taxpayer before any party may discuss the taxpayer's debt with the Department staff. If no personal representative was appointed, submit verification of the executor of the estate or distributee.

If an individual passed away in 2019, a claim may be filed by the surviving spouse if the filing status is "married filing combined" and all other qualifications are met. If there is no surviving spouse, the estate may file the claim.

A copy of the death certificate must be attached. If the check is to be issued in another name, a Statement of Person Claiming Refund Due a Deceased Taxpayer (Federal Form 1310) must also accompany the claim. To obtain Federal Form 1310, visit www.irs.gov/formspubs.

INFORMATION TO COMPLETE FORM MO-1040P

Property Tax Credit Claim/Pension Exemption ([Form MO-1040P](#)) is a short form for taxpayers who are required to file a Missouri Individual Income Tax Return and claiming a pension exemption or Property Tax Credit Claim.

FILING STATUS

Select the same filing status on your Missouri return as claimed on the federal return. If on your federal return you selected the checkbox "Someone can claim you as a dependent," you will select "claimed as a dependent" on the Form MO-1040P.

AGE 62 THROUGH 64

If you or your spouse were ages 62, 63, or 64 by December 31, 2019, select the appropriate box.

AGE 65 OR OLDER OR BLIND

If you or your spouse were 65 or older or blind and qualified for these deductions on your 2019 federal return, select the appropriate boxes.

100 PERCENT DISABLED PERSON

You may select the 100 percent disabled box if you are unable to engage in any substantial gainful activity by reason of any medically determinable physical or mental impairment that can be expected to result in death or has lasted, or can be expected to last, for a continuous period of not less than 12 months.

NON-OBLIGATED SPOUSE

You may select the non-obligated spouse box if your spouse owes the state of Missouri any child support payments, back taxes, student loans, etc., and you do not want your portion of the refund used to pay the amounts owed by your spouse. Debts owed to the Internal Revenue Service (IRS) are **excluded** from the non-obligated spouse apportionment.

NAME, ADDRESS, ETC.

Print or type your name(s), address, and social security number(s) in the spaces provided on the return. If the taxpayer or spouse died in 2019, select the appropriate box.

LINE 1 - FEDERAL ADJUSTED GROSS INCOME

If your filing status is "married filing combined," and both spouses are reporting income, use the Worksheet on page 8 to split your income between you and your spouse. The combined income for you and your spouse must equal the total federal adjusted gross income reported on your federal return.

Splitting the income reduces the rate at which your combined incomes are taxed and allows you to claim non-obligated spouse so you will not be held responsible for your spouse's debts to Missouri.

For all other filing statuses, use the chart below.

| Federal Form | Line |
|------------------------------|------|
| Federal Form 1040 or 1040-SR | 8b |
| Federal Form 1040X | 1 |

LINE 2 - STATE INCOME TAX REFUND

Subtract any state income tax refund included in your federal adjusted gross income (U.S. Individual Income Tax Return - Federal Form 1040 or 1040-SR and applicable schedules). **Attach a copy of your federal return (pages 1 and 2).**

LINE 5 - INCOME PERCENTAGES

Complete the chart below if both spouses have income:

| | | | |
|-----------------|---------------|------------|-------|
| Yourself | Line 3Y _____ | divided by | _____ |
| | Line 4 _____ | = | _____ |
| Spouse | Line 3S _____ | divided by | _____ |
| | Line 4 _____ | = | _____ |

The total entered on Line 5 must equal 100 percent - round to the nearest whole number.

Note: If one spouse has negative income and the other spouse has positive income (Example: your income is \$15,000 and your spouse's income is \$30,000), enter 0 percent on Line 5Y and 100 percent on Line 5S.

LINE 6A - TAX FROM FEDERAL RETURN

Use the chart below to locate your tax on your federal return. **Do not enter your federal income tax withheld as shown on your Form(s) W-2 or federal return.**

If you have an earned income credit, you must subtract the credit from the tax on your federal return. If a negative amount is calculated, enter "0". If you used a method other than the federal tax table to determine your federal tax, attach the appropriate schedule.

| Federal Form | Line |
|------------------------------|---|
| Federal Form 1040 or 1040-SR | <ul style="list-style-type: none"> Federal Form 1040 or 1040-SR Line 14, Less; Federal Form 1040 or 1040-SR Line 18a and 18c; Schedule 2, Part 1, Line 3; Schedule 3, Part 2, Line 9; and Any amount from Form 8885 on Schedule 3, Part 2 Line 13. |
| Federal Form 1040X | Line 8 less Lines 14 and 15, except amounts from Forms 2439 and 4136. |

LINE 6B - FEDERAL TAX PERCENTAGE

This percentage is based on the Missouri Adjusted Gross Income reported on Line 4. See below examples:

Example 1: If Line 4 is \$22,450, enter 35% on Line 6b.

Example 2: If Line 4 is \$58,750, enter 15% on line 6b.

| Missouri Adjusted Gross Income Range (Line 4): | Federal Tax Percentage: |
|--|-------------------------|
| \$25,000 or less..... | 35% |
| \$25,001 to \$50,000..... | 25% |
| \$50,001 to \$100,000..... | 15% |
| \$100,001 to \$125,000..... | 5% |
| \$125,001 or more..... | 0% |

LINE 6C - FEDERAL INCOME TAX DEDUCTION

Multiply Line 6a by percentage on Line 6b. If you selected any filing status other than married filing combined on Form MO-1040P, your federal tax deduction may not exceed \$5,000. If you selected married filing combined, your federal tax cannot exceed \$10,000.

Note: At the time the Department printed their tax booklets, the Internal Revenue Service had not finalized the 2019 federal income tax forms.

LINE 7 - STANDARD OR ITEMIZED DEDUCTION

Standard Deductions: If you claimed the standard deduction on your federal return, enter the standard deduction amount for your filing status. The amounts are listed on [Form MO-1040P](#), Line 7.

Use the chart below to determine your standard deduction if you or your spouse selected any of the boxes for: 65 or older, blind, or claimed as a dependent.

| Federal Form | Line |
|------------------------------|------|
| Federal Form 1040 or 1040-SR | 9 |
| Federal Form 1040X | 2 |

Itemized Deductions: If you itemized on your federal return, you may want to itemize on your Missouri return or take the standard deduction, whichever results in a higher deduction. If you were **required** to itemize on your federal return, you must itemize on your Missouri return. To figure your itemized deductions, complete page 23. **Attach a copy of your federal return (pages 1 and 2) and Federal Schedule A.**

LINE 8 - PENSION AND SOCIAL SECURITY/SOCIAL SECURITY DISABILITY/MILITARY EXEMPTION

If you or your spouse received a pension (public, private, or military) social security, or social security disability, complete pages 21 and 22 to see how much of your pension may be tax free. **Attach a copy of your federal return (pages 1 and 2) and Form(s) 1099 and 1099-R.**

LINE 9 - LONG-TERM CARE INSURANCE DEDUCTION

If you paid premiums for qualified long-term care insurance in 2019, you may be eligible for a deduction on your Missouri income tax return. Qualified long-term care insurance is defined as insurance coverage for a period of at least 12 months for long-term care expenses should such care become necessary because of a chronic health condition or physical disability, including cognitive impairment or the loss of functional capacity, thus rendering an individual unable to care for themselves without the help of another person. Complete the worksheet below only if you paid premiums for a qualified long-term care insurance policy and the policy is for at least 12 months coverage.

Worksheet for Long-Term Care Insurance Deduction

- Enter the amount paid for qualified long-term care insurance policy..... A) \$ _____
If you itemized on your federal return and your federal itemized deductions included medical expenses, go to Line B. If not, skip to H.
- Enter the amount from Federal Schedule A, Line 4..... B) \$ _____
- Enter the amount from Federal Schedule A, Line 1..... C) \$ _____
- Enter the amount of qualified long-term care included on Line C..... D) \$ _____
- Subtract Line D from Line C..... E) \$ _____
- Subtract Line E from Line B.
If amount is less than zero, enter "0"..... F) \$ _____
- Subtract Line F from Line A..... G) \$ _____
- Enter Line G (or Line A if you did not have to complete Lines B through G) on Form MO-1040P, Line 9.

Attach a copy of your Federal Form 1040 or Federal Form 1040-SR (pages 1 and 2) and Federal Schedule A (if you itemized your deductions).

LINE 13 - MISSOURI TAX

Calculate your tax by using your taxable income from Form MO-1040P, Line 12Y and 12S, the Tax Rate Chart (page 24, Section A), and the Tax Calculation Worksheet (page 24, Section B). A separate tax must be computed for you and your spouse.

LINE 15 - MISSOURI WITHHOLDING

Include only Missouri withholding as shown on your Form(s) W-2, Miscellaneous Income (Federal Form 1099), and Distributions From Pensions, Annuities, Retirement or Profit-Sharing Plans (Federal Form 1099-R). **Do not include withholding for federal taxes, local taxes, city earnings taxes, or another state's withholding. Attach a copy of all Form(s) W-2 and 1099.** See Form W-2, Diagram 1, on page 24.

LINE 16 - ESTIMATED TAX PAYMENTS

Include any estimated tax payments made during 2019 and any overpayment applied from your 2018 Missouri return.

LINE 17 - PROPERTY TAX CREDIT

Complete the Property Tax Credit Schedule (**Form MO-PTS**) to determine the amount of your property tax credit. See Information to Complete Form MO-PTS on pages 12 through 14.

LINE 20 - APPLY OVERPAYMENT TO NEXT YEAR'S TAXES

You may apply any portion of your refund to next year's taxes.

LINE 21 - TRUST FUNDS

You may donate part or all of your overpaid amount or contribute additional payments to any of the trust funds listed on Form MO-1040P and any two additional funds.

Additional Funds: If you choose to give to any of the additional funds, enter the two-digit code in the spaces provided on Line 21. If you want to give to more than two additional funds, please submit a contribution directly to the fund. For additional information visit

<https://dor.mo.gov/personal/trustfunds.php>

| <u>Funds</u> | <u>Codes</u> |
|---|--------------|
| American Cancer Society Heartland Division, Inc. Fund | 01 |
| American Diabetes Association Gateway Area Fund | 02 |
| American Heart Association Fund | 03 |
| Amyotrophic Lateral Sclerosis (ALS - Lou Gehrig's Disease) Fund | 05 |
| Arthritis Foundation Fund | 09 |
| Foster Care and Adoptive Parents Recruitment and Retention Fund | 14 |
| March of Dimes Fund | 08 |
| Missouri National Guard Foundation Fund | 19 |
| Muscular Dystrophy Association Fund | 07 |
| National Multiple Sclerosis Society Fund | 10 |
| Pediatric Cancer Research Trust Fund | 18 |

Worksheet for Line 1 - Instructions for Completing the Adjusted Gross Income Worksheet

Missouri law requires a combined return for married couples filing together. A combined return means taxpayers are required to split their total federal adjusted gross income (including other state income) between spouses when beginning the Missouri return.

Splitting the income can be as easy as adding up your separate Form(s) W-2 and Miscellaneous Income (Federal Form) 1099. Or it may require allocating to each spouse the percentage of ownership in jointly held property, such as businesses, farm operations, dividends, interest, rent, and capital gains or losses. State refunds should be split based on each spouse's 2018 Missouri tax withheld, less each spouse's 2018 tax liability. The result should be each spouse's portion of the 2018 refund. Taxable social security benefits must be allocated by each spouse's share of the benefits received for the year.

The worksheet below lists income that is included on your federal return, along with federal line references. Find the lines that apply to your federal return, split the income between you and your spouse, and enter the amounts on the worksheet. When you have completed the worksheet, transfer the amounts from Line 18 to Form MO-1040, Lines 1Y and 1S.

Note: Remember, the incomes listed separately on Line 18 of this worksheet must equal your total federal adjusted gross income when added together.

| Adjusted Gross Income Worksheet for Combined Return | Federal Form 1040 or Federal Form 1040-SR | Y - Yourself | S - Spouse |
|---|---|--------------|------------|
| 1. Wages, salaries, tips, etc. | 1 | 00 1 | 00 |
| 2. Taxable interest income | 2b | 00 2 | 00 |
| 3. Dividend income | 3b | 00 3 | 00 |
| 4. State and local income tax refunds (from Schedule 1, Part 1) | 1 | 00 4 | 00 |
| 5. Alimony received (from Schedule 1, Part 1) | 2a | 00 5 | 00 |
| 6. Business income or loss (from Schedule 1, Part 1) | 3 | 00 6 | 00 |
| 7. Capital gain or loss | 6 | 00 7 | 00 |
| 8. Other gains or losses (from Schedule 1, Part 1) | 4 | 00 8 | 00 |
| 9. Taxable IRA distributions | 4b | 00 9 | 00 |
| 10. Taxable pensions and annuities | 4d | 00 10 | 00 |
| 11. Rents, royalties, partnerships, S corporations, trusts, etc. (from Schedule 1, Part 1) | 5 | 00 11 | 00 |
| 12. Farm income or loss (from Schedule 1, Part 1) | 6 | 00 12 | 00 |
| 13. Unemployment compensation (from Schedule 1, Part 1) | 7 | 00 13 | 00 |
| 14. Taxable social security benefits | 5b | 00 14 | 00 |
| 15. Other income (from Schedule 1, Part 1) | 8 | 00 15 | 00 |
| 16. Total (add Lines 1 through 15) | | 00 16 | 00 |
| 17. Less: federal adjustments to income (from Schedule 1, Part 2) | 22 | 00 17 | 00 |
| 18. Federal adjusted gross income (Line 16 less Line 17) Enter amounts here and on Lines 1Y and 1S, Form MO-1040P | 8b | 00 18 | 00 |

The minimum contribution is \$2, or \$4 if married filing combined for the following funds: Children’s Trust Fund, Veterans Trust Fund, Elderly Home Delivered Meals Trust Fund, Missouri National Guard Trust Fund, and Organ Donor Program Fund.

The minimum contribution is \$1, or \$2 if married filing combined for the following funds: Workers’ Memorial Fund, Childhood Lead Testing Fund, Missouri Military Family Relief Fund, General Revenue Fund, Missouri National Guard Foundation Fund, Foster Care and Adoptive Parents Recruitment and Retention Fund, Kansas City Regional Law Enforcement Memorial Foundation Fund, Soldiers Memorial Military Museum in St. Louis Fund, and Pediatric Cancer Research Trust Fund.

The minimum contribution is \$1, not to exceed \$200, for the following irrevocable funds: American Cancer Society Heartland Division, Inc. Fund; American Diabetes Association Gateway Area Fund; American Heart Association Fund; ALS Lou Gehrig’s Disease Fund; Arthritis Foundation Fund; March of Dimes Fund; Muscular Dystrophy Association Fund; and National Multiple Sclerosis Society Fund.

LINE 22 - MISSOURI 529 EDUCATION SAVING PLAN DEPOSIT

You can deposit all or a portion of your refund into a Missouri 529 Education Savings Plan (MOST) account. To make this choice, there must be an open account and the total deposit must be a minimum of \$25. Please complete and attach a Missouri 529 Education Savings Plan Direct Deposit ([Form 5632](#)).

LINE 23 - REFUND

Subtract Lines 20, 21, and 22 from Line 19 and enter on Line 23.

Note: If you have any other liability due to the state of Missouri, such as child support payments, or a debt with the Internal Revenue Service, your income tax refund may be applied to that liability in accordance with [Section 143.781, RSMo](#). Your property tax credit may be applied to any property tax credit or individual income tax liability pursuant to [Section 143.782, RSMo](#). You will be notified if your refund is offset against any debt(s).

LINE 24 - AMOUNT DUE

If the amount due is greater than \$500, you may owe an underpayment of estimated tax penalty. Complete the Underpayment of Estimated Tax for Individuals ([Form MO-2210](#)). This form can be found on our website at dor.mo.gov/forms.

If you owe a penalty you cannot file a Property Tax Credit/ Pension Exemption (Form MO-1040P). You must file an Individual Income Tax Return ([Form MO-1040](#)) and attach [Form MO-2210](#).

Payments must be postmarked by April 15, 2020, to avoid interest and late payment charges. The Department of Revenue offers several payment options.

Check or money order: Attach a check or money order (U.S. funds only), payable to Missouri Department of Revenue. By submitting payment by check, you authorize the Department to process the check electronically upon receipt. **Do not postdate.** The Department may electronically resubmit checks returned for insufficient or uncollected funds.

If you mail your payment after your return is filed, attach your payment to the Income Tax Payment Voucher ([Form MO-1040V](#)) found on page 16.

Electronic Bank Draft (E-Check): By entering your bank routing number and checking account number, you can pay online at <http://dor.mo.gov> or by calling (888) 929-0513. There will be a convenience fee to use this service.

Credit Card: The Department accepts MasterCard, Discover, Visa, and American Express. To pay online visit our website at dor.mo.gov or call (888) 929-0513. A convenience fee of 2.0% + \$0.25 will be charged for each credit or debit card transaction.

Note: The convenience fees for credit card transactions are paid to the third party vendor, not to the Missouri Department of Revenue. By accessing this payment system, the user will be leaving Missouri’s website and connecting to the website of the third party vendor, which is a secure and confidential website

SIGN RETURN

You **must sign** Form MO-1040P. **Both** spouses must sign a combined return. If you use a paid preparer, the preparer must also sign the return.

If you wish to authorize the Director of Revenue or delegate to release information regarding your tax account to your preparer or any member of the preparer’s firm, indicate by selecting the “yes” box below the signature line.

ATTACHMENTS

1. All Form(s) W-2 and 1099
2. Copy of federal return, pages 1 and 2, and Federal Schedule A:
 - if you itemized your deductions on Line 7, Missouri Itemized Deductions; or
 - if you have an entry on Line 9, Long-term Care Insurance Deduction.
3. A copy of paid property tax receipt, Verification of Rent Paid ([Form 5674](#)), and Certification of Rent Paid ([Form MO-CRP](#)) if you claimed the Property Tax Credit on Line 17
4. Documentation (a copy of Social Security Benefit Statement - Form SSA-1099, letter from Social Security Administration, letter from Department of Veterans Affairs) of the applicable qualification under which you are filing [Form MO-PTS](#)
5. Federal Form 1310 and a copy of death certificate if filing for a deceased individual

MAIL FORM MO-1040P, ATTACHMENTS, AND PAYMENT (IF NECESSARY)

Refund or no amount due:

Department of Revenue, P.O. Box 2800,
Jefferson City, MO 65105-2800

Balance due:

Department of Revenue, P.O. Box 3395,
Jefferson City, MO 65105-3395

All 2-D barcode returns, see page 2.

PENSION AND SOCIAL SECURITY/SOCIAL SECURITY DISABILITY/MILITARY EXEMPTION

If you are claiming a pension, social security, social security disability, or military exemption, you must attach a copy of your federal return (pages 1 and 2), Form(s) 1099-R, and SSA-1099. Failure to provide this information will result in your exemption being disallowed.

PUBLIC PENSION CALCULATION

PUBLIC PENSION CALCULATION

Public pensions are pensions received from any federal, state, or local government. If you have questions about whether your pension is a public or a private pension, contact your pension administrator.

LINE 1 - MISSOURI ADJUSTED GROSS INCOME

Include your Missouri adjusted gross income from Form MO-1040P, Line 4.

LINE 2 - TAXABLE SOCIAL SECURITY BENEFITS

Include the taxable 2019 social security benefits for each spouse. This information can be found on Federal Form 1040 or Federal Form 1040-SR, Line 5b.

LINE 6 - TAXABLE PUBLIC PENSION

Include the taxable 2019 public and military pension(s) for each spouse. This information can be found on Federal Form 1040 or Federal Form 1040-SR, Line 4d.

Do not include any payments from private pensions, social security benefits, or railroad retirement payments on this line. (Exception: If you are 100 percent disabled, you may consider railroad retirement as taxable public pension.)

LINE 8 - SOCIAL SECURITY OR SOCIAL SECURITY DISABILITY EXEMPTION

Include the amount from Individual Income Tax Adjustments Page 22, Section C (social security or social security disability calculation), unless you are a single individual with income greater than \$85,000 or a married couple with income greater than \$100,000. For single individuals with income greater than \$85,000, enter the amount from Line 8 of Section C. For married couples with income greater than \$100,000, multiply Line 8 by the

percentages on Line 3Y and 3S of the worksheet for Lines 4 and 5 (in the next column), and enter those amounts here. If the social security or social security disability exemption, Section C, Line 8 is \$0, enter \$0 on line 8 of the public pension calculation.

PRIVATE PENSION CALCULATION

LINE 2 - TAXABLE SOCIAL SECURITY BENEFITS

Include the taxable 2019 social security benefits. This information can be found on Federal Form 1040 or 1040-SR, Line 5b.

LINE 6 - TAXABLE PENSION

Include the taxable 2019 pension received from private sources for each spouse. This information can be found on Federal Form 1040 or Federal Form 1040-SR, Line 4b and 4d.

Do not include any payments from public pensions, social security benefits, or railroad retirement payments on this line.

SOCIAL SECURITY OR SOCIAL SECURITY DISABILITY CALCULATION

LINE 4 - TAXABLE SOCIAL SECURITY BENEFITS

To claim the social security exemption, you must be age 62 or older. An individual that receives social security retirement benefits, partial benefits at age 62, full benefits at age 65 or older, or a disabled individual receiving Social Security Disability Income (SSDI), who reaches full retirement age during the taxable year and receives retirement benefits should include on Line 4 the amount of federal taxable benefits, which can be found on Federal Form 1040 or 1040-SR, Line 5b.

Taxable social security benefits must be allocated by each spouse's share of the benefits received for the year. To determine each spouse's portion of the taxable social security on Line 4, complete the Worksheet for Lines 4 and 5 on page 11.

LINE 5 - TAXABLE SOCIAL SECURITY DISABILITY

A disabled individual receiving Social Security Disability Income (SSDI) for the entire taxable year should enter on **Line 5** the amount of **federal taxable benefits**, which can be found on Federal Form 1040 or 1040-SR, Line 5b.

Taxable social security disability benefits must be allocated by each spouse's share of the benefits received for the year. To determine each spouse's portion of the taxable social security disability on Line 5, complete worksheet below.

Worksheet for Lines 4 and 5

1. Total social security - Enter amount from: 1) _____
 - Federal Form 1040 or 1040-SR, Line 5a

Yourself
 Spouse
2. Enter each spouse's portion of the total social security. 2Y _____ 2S _____
3. Divide Line 2Y and 2S by Line 1 . . 3Y _____ % 3S _____ %
4. Taxable social security
 Enter amount from: 4) _____
 - Federal Form 1040 or 1040-SR, Line 5b
5. Multiply Line 4 by percentages on 3Y and 3S and enter amounts here and on Lines 4 or 5 of Section C _____ 5Y _____ 5S _____

Note: A taxpayer filing single, head of household, qualifying widow(er), or married filing separate may not enter amounts on both Line 4, Taxable Social Security Benefits, and Line 5, Taxable Social Security Disability Benefits. Report only Social Security Benefits on Line 4 and Social Security Disability Benefits on Line 5. However, if you are married filing a combined return, one spouse may enter an amount on Line 4 and the other spouse may enter an amount on Line 5.

FORM SSA-1099 - SOCIAL SECURITY BENEFIT STATEMENT

| | | |
|---|--|---|
| 2019 • PART OF YOUR SOCIAL SECURITY BENEFITS SHOWN IN BOX 5 MAY BE TAXABLE INCOME. • SEE THE REVERSE SIDE FOR MORE INFORMATION. | | |
| Box 1. Name BETTY TAXPAYER | Box 2. Beneficiary's Social Security Number 000-00-0000 | |
| Box 3. Benefits Paid in 2019 *\$8,400.00 | Box 4. Benefits Repaid to SSA in 2019 NONE | Box 5. Net Benefits Repaid for 2019 (Box 3 minus box 4) \$8,400.00 |
| DESCRIPTION OF AMOUNT IN BOX 3 | | DESCRIPTION OF AMOUNT IN BOX 4 |
| Paid by check or direct deposit \$7,800.00 | | NONE |
| Medicare premiums deducted from your benefit \$600.00 | | |
| Total Additions \$8,400.00 | | |
| Benefits for 2019 \$8,400.00 | | |
| Box 6. Voluntary Federal Income Tax Withheld NONE | | |
| Box 7. Address BETTY TAXPAYER 5500 TAXES LANE TAXTOWN, MO 55555-5555 | | |
| Box 8. Claim Number (Use this number if you need to contact SSA) 000-00-0000 | | |
| *Includes: \$12.00 Paid in 2019 for 2018 | | |

Form SSA-1099-SM (12-2019) DO NOT RETURN THIS FORM TO SSA OR IRS 0603554

MILITARY PENSION CALCULATION

A military pension is a pension received for your service in a branch of the armed services of the United States, including the Missouri Army Reserve and Missouri National Guard. You must reduce your military pension exemption by any portion of your military pension that is included in the calculation of your public pension exemption. Make sure you complete the Public Pension Calculation (Section A) **before** you calculate your military pension exemption.

LINE 1 - TAXABLE MILITARY RETIREMENT

Include your total military retirement benefits reported on Federal Form 1040 or Federal Form 1040-SR, Line 4d. If you are filing a combined return and both spouses had military retirement, combine those amounts on Line 1.

LINE 2 - TAXABLE PUBLIC PENSION

Include your total retirement benefits from public sources (including military) reported on Federal Form 1040 or Federal Form 1040-SR, Line 4d. If you are filing a combined return and both spouses had retirement benefits from public sources, combine those amounts on Line 2.

LINE 4 - MILITARY BENEFITS INCLUDED IN PUBLIC PENSION EXEMPTION

Multiply the percentage calculated on Line 3 of Section D by the total public pension amount reported on Line 11 of Section A. If you did not claim a public pension, enter \$0.

ITEMIZED DEDUCTIONS

You cannot itemize your Missouri deductions if you took the standard deduction on your federal return. See page 7, Line 7. You must itemize your Missouri deductions if you were required to itemize on your federal return.

LINE 1 - FEDERAL ITEMIZED DEDUCTIONS

Include your total federal itemized deductions from Federal Form 1040 or Federal Form 1040-SR, Line 9, and any **approved** cultural contributions (literary, musical, scholastic, or artistic) to a tax exempt agency or institution that is operated on a not-for-profit basis.

Cash contributions do not qualify.

LINE 2 AND 3 - SOCIAL SECURITY TAX

Include the amount of the social security tax withheld from your Form(s) W-2. **This amount cannot exceed \$8,240.** Enter the total on Line 2. Repeat for your spouse and enter the total on Line 3.

LINE 4 AND 5 - RAILROAD RETIREMENT TAX

Include the amount of railroad retirement tax withheld from your wages, Tier I and Tier II, during 2019. **This amount cannot exceed \$13,076** (Tier I maximum of \$8,240 and Tier II maximum of \$4,836). Enter the total on Line 4. Repeat for your spouse and enter the total on Line 5.

If you have both social security and Tier I railroad retirement tax, the maximum deduction allowed is the amount withheld as shown on the Form(s) W-2 less either the amount entered on Federal Form 1040 or Federal Form 1040-SR, Schedule 3, Part 2, Line 11, or, if only one employer, the amount refunded by the employer.

LINE 6 - MEDICARE TAX

Include the total amount of Medicare tax for yourself and spouse (combined). If you are not subject to "additional Medicare tax" on your federal return, enter the amount from your Form(s) W-2. If you are subject to "additional Medicare

tax” on your federal return, enter the amounts as calculated below. You must attach a copy of Additional Medicare Tax (Federal Form 8959).

- Wage income: Form(s) W-2, Box 6, plus Line 7 of Federal Form 8959, less Line 22 of Federal Form 8959;
- Railroad retirement compensation: Railroad retirement Medicare tax withheld on Form(s) W-2, Box 14, plus Line 17 of Federal Form 8959, less Line 23 of Federal Form 8959.

LINE 7 - SELF-EMPLOYMENT TAX

Include the amount from Federal Form 1040 or Federal Form 1040-SR:

- Schedule 2, Part 2, Line 4, less;
- Schedule 1, Part 2, Line 14, plus;
- Federal Form 8959, Line 13; or
- U.S. Nonresident Alien Income Tax Return (Federal Form 1040NR), Line 55 less Line 27, plus Federal Form 8959, Line 13.

LINE 9 - STATE AND LOCAL INCOME TAXES

Include the amount of income taxes from Federal Form 1040 or Federal Form 1040-SR, Schedule A, Line 5. The overall limit on state and local income taxes plus property taxes is \$5,000 for married filing separately and \$10,000 for all other taxpayers (single, married filing combined, head of household). If the sum of these deductions exceed this limit, use the worksheet on page 23, Part 2 worksheet to determine the state income tax portion of the state tax deduction.

LINE 10 - EARNINGS TAXES

If you entered an amount on Line 9 and you live or work in the Kansas City or St. Louis area, you may have included earnings taxes. Include on Line 10 the amount of earnings taxes withheld shown on Form(s) W-2. See page 24, Diagram 1, Box 19.

LINE 12 - TOTAL MISSOURI ITEMIZED DEDUCTIONS

If your total Missouri itemized deductions are less than your standard deduction (see page 7, Line 7) you should take the standard deduction on page 2 of Form MO-1040P, Line 7, unless you were required to itemize your federal deductions. If you are required to itemize on the federal return, you must use the itemized amount from the itemized worksheet. **Attach a copy of Federal Form 1040 or Federal Form 1040-SR (pages 1 and 2) and Federal Schedule A.**

FORM MO-PTS

Information to Complete Form MO-PTS

If you qualify for the Property Tax Credit you must attach [Form MO-PTS](#) to your Form MO-1040P and mail to: Missouri Department of Revenue, P.O. Box 2800, Jefferson City, MO 65105-2800.

Important: You must complete Form MO-1040P, Line 1 through Line 4, before you complete Form MO-PTS.

Note: If your filing status on Form MO-1040P is married filing combined, but you and your spouse lived at different addresses the entire year, you may file a separate Property Tax Credit Claim ([Form MO-PTC](#)). Do not include spouse name or social security number if you selected married filing separate. (**Example:** One spouse lives in a nursing home or residential care facility while the other spouse remains in the home the entire year.) If filing a separate Form MO-PTC, you cannot take the \$2,000 or \$4,000 deduction on Line 9 and you cannot calculate your Property Tax Credit on Form MO-PTS.

Qualifications

Select the applicable box to indicate under which qualification you are filing the Form MO-PTS. See “Am I Eligible” chart on page 4. You must select a qualification box to be eligible for the credit. Select **only** one box.

Attach the appropriate documentation to verify your qualification. (The required documentation is listed behind each qualification on Form MO-PTS.)

Helpful Hints

If you are married and lived together any part of the year, you **must** file married filing combined and include all household income. Please use the social security number of the person filing the claim.

LINE 2 - SOCIAL SECURITY BENEFITS

Enter the amount of nontaxable social security benefits you, your spouse, and your **minor children** received before any deductions and the amount of social security equivalent railroad retirement benefits. See the following to determine nontaxable benefits:

- Federal Form 1040 or Federal Form 1040-SR, Line 5a less Line 5b
- Form SSA-1099 or Payments by the Railroad Retirement Board (Federal Form RRB-1099), total amount before deductions (if you did not include an amount on Federal Form 1040 or Federal Form 1040-SR).

Lump sum distributions from the Social Security Administration or other agencies must be claimed in the year in which they are received. **Attach Form SSA-1099 or RRB-1099 (TIER I).**

Helpful Hints

- Wait to file your return until you receive your Form SSA-1099 in January 2020. This form will list your benefits for the entire 2019 year. See the sample Form SSA-1099 on page 11.
- If you are receiving railroad retirement benefits, you should receive two forms. Form RRB-1099R shows annuities and pensions. Form RRB-1099 shows your social security equivalent railroad retirement benefits. Include the amount from Form RRB-1099 that states social security equivalent (usually Tier 1 benefits) on Line 2.

LINE 3 - EXEMPT INTEREST AND PENSION

Enter the amount of pensions, annuities, dividends, rental income, or exempt interest income **not** included on Form MO-PTS, Line 1. (Do not include amount of excludable costs of pensions or annuities.) See the following to determine the amount of your nontaxable pension or exempt interest:

- Form(s) 1099-R - Total amount before deductions not included on Form MO-1040P, Line 4 (Missouri adjusted gross income).
- Form(s) 1099-INT - Total amount not included on Form MO-1040P, Line 4 (Missouri adjusted gross income).

If grants or long-term care benefits are made payable to a nursing facility, do not include as income or rent.

LINE 4 - RAILROAD RETIREMENT BENEFITS

Form MO-1040P does not have provisions for subtracting railroad retirement benefits from federal adjusted gross income. To allow this modification, you must file [Form MO-1040](#). See page 4 for information on how to obtain forms.

LINE 5 - VETERAN BENEFITS

If a veteran is 100 percent disabled not due to military service, payments and benefits must be included on line 5. Veteran payments and benefits include education and training allowances, disability compensation, grants, and insurance proceeds.

If a veteran is 100 percent disabled **as a result of military service**, do not include veteran payments and benefits as household income on [Form MO-PTS](#).

If a veteran is less than 100 percent disabled, but is unable to engage in substantial gainful activity due to medical impairment(s) resulting entirely from military service, and such medical impairment(s) can be expected to result in death or has lasted or can be expected to last continuously for at least twelve months, do not include veteran payments and benefits as household income on Form MO-PTS.

A letter from the Veterans Administration detailing the amount of benefits or confirming the disability is 100 percent from military service must be attached.

Note: To request a copy of the letter, call the Veterans Administration at (800) 827-1000. If you are a surviving spouse receiving social security and your spouse was 100 percent disabled as a result of military service, all veteran payments and benefits must be included.

LINE 6 - PUBLIC ASSISTANCE

Include the amount of public assistance, Supplemental Security Income (SSI), child support, unemployment compensation, and Temporary Assistance (TA) payments received by you, your spouse, and your **minor children**. Temporary Assistance payments include Temporary Assistance for Needy Families (TANF) payments. In Missouri, the program is referred to as Temporary Assistance (TA). This includes any payments received from the government. Do not include the value of commodity foods, food stamps, or heating and cooling assistance.

Attach a letter from the Social Security Administration that includes the total amount of assistance received and Form 1099 from Employment Security, if applicable.

Helpful Hints

- Supplemental Security Income (SSI) is paid by the Social Security Administration. You have to request an SSI form indicating total benefits received either through a my Social Security account at <https://www.ssa.gov/myaccount/>, by calling 1-800-772-1213, or contacting your local Social Security office. If you have **minor children** who receive SSI benefits, the children do not qualify for a credit. However, if you qualify for a credit, you must include the children's SSI benefits on Line 6.
- If you receive temporary assistance from the Children's Division (CD) or Family Support Division (FSD), you must include **all** cash benefits received for your **entire** household. The Department of Revenue verifies this information and failure to include total benefits may delay your refund.

LINE 7 - NONBUSINESS LOSS(ES)

Complete Line 7 only if nonbusiness loss(es) reduced the amount reported on Form MO-PTS, Line 1. If Line 1 was reduced by nonbusiness loss(es), add back the amount of the loss on Line 7. A nonbusiness loss is a loss of income that did not result from a trade or business. (Loss(es) from Federal Form 1040 or Federal Form 1040-SR, Schedule F and Schedule C are considered business loss(es) and should not be included here.)

LINE 9 - FILING DEDUCTION

If you are **Single or Married Living Separate**, enter \$0 on Line 9.

If you are **Married and Filing Combined**, see below to determine the amount to enter on Line 9.

- If you **RENTED** or **did not** own your home for the **entire year**, enter \$2,000 on Line 9.
- If you **OWNED** and **OCCUPIED** your home for the **entire year**, enter \$4,000 on Line 9.

LINE 10 - NET HOUSEHOLD INCOME

Subtract Line 9 from Line 8 and enter amount on Line 10. If you **RENTED** or **did not** own and occupy your home for the **entire year**, the amount you enter on Line 10 cannot exceed \$27,500. If the amount of your net household income on Line 10 is above \$27,500, you are **not eligible** for the credit. There is no need to complete and submit the Form MO-PTS.

If you **OWNED** and **OCCUPIED** your home for the **entire year**, the amount you enter on Line 10 cannot exceed \$30,000. If the amount of your net household income on Line 10 is above \$30,000, you are **not eligible** for the credit. There is no need to complete and submit Form MO-PTS.

Note: Your home or dwelling is the place in which you reside in Missouri, whether owned or rented, and the surrounding land, not to exceed five acres, as is reasonably necessary for use of the dwelling as a home. A home may be part of a larger unit such as a farm or building partly rented or used for business.

LINE 11 - OWN YOUR HOME

If you owned and occupied your home, include the amount of real estate tax you paid for 2019 only, or \$1,100, whichever is less. **Do not include special assessments (sewer lateral), penalties, service charges, and interest listed on your tax receipt.** You can only claim the taxes on your **primary** residence that you occupy. Secondary homes are not eligible for the credit.

Attach a copy of paid real estate tax receipt(s) from the county and/or city collector's office.

If your home or farm has more than five acres or you own a mobile home and it is classified as personal property, an Assessor's Certification (**Form 948**) must be attached with a copy of your paid personal or real property tax receipt.

Your county assessor will complete this form on your request. If you own a mobile home and it is classified as real property, a Form 948 is not needed. In such cases, you can claim property tax for the mobile home and rent for the lot, if applicable.

Helpful Hints

- Real estate tax paid for a prior year cannot be claimed on this form. To claim real estate taxes for a prior year, you must file a claim for that year. (**Example:** If you paid your 2018 real estate tax in calendar year 2019, you must file a 2018 Property Tax Credit Claim.)
- If you own your home and other adults (other than spouse) live there and pay rent, the rent must be included in your federal adjusted gross income.

A credit **will not** be allowed on vehicles and other items listed on the personal property tax receipt.

If you submit more than one receipt from a city or county for your residence, please submit a letter of explanation.

If you share a home, report only the portion of real estate tax that was actually paid by you.

If you sold or purchased your home during the year, attach a copy of the seller's or buyer's agreement to your claim.

If you use your home for business purposes, the percentage of your home that is used for business purposes must be subtracted from your real estate taxes paid. If you need to use a Form 948 to calculate the amount of real estate tax, you must subtract the percentage of your home that is used for business purposes from the allowable real estate taxes paid calculated on the Form 948.

Example: Ruth has 10 acres surrounding her house. She needs to use a Form 948, because she is only entitled to receive credit for 5 acres. By her calculations, she enters \$500 on Form 948, Line 6. Ruth also used 15 percent of her house for her business. She will multiply \$500 by 85 percent and enter this figure (\$425) on **Form MO-PTS**, Line 11.

LINE 12 - RENT YOUR HOME

Complete one Certification of Rent Paid (**Form MO-CRP**) for **each** rented home (including mobile home or lot) you occupied during 2019. The Form MO-CRP is on page 27 and Verification of Rent Paid (**Form 5674**) on page 28.

If you rent from a facility that does not pay property taxes, you are not eligible for a Property Tax Credit.

Helpful Hints

If you receive low income housing assistance, the rent you claim may not exceed 40 percent of your income. Please claim only the amount of rent **you** paid or your refund will be delayed or denied.

Add the totals from Line 9 on all Form(s) MO-CRP completed, and enter the amount on Line 12, or \$750, whichever is less. Attach a completed Verification of Rent Paid (Form 5674), along with Form(s) MO-CRP. You cannot claim any fees or deposits such as, return checks, late payment(s), security, and cleaning, pet(s), etc. If your gross rent paid exceeds your household income, you must attach a detailed statement explaining how the additional rent was paid or the claim will be denied.

If you have the same address as your landlord, please verify the number of occupants and living units.

LINE 13 - TOTAL REAL ESTATE TAX/RENT PAID

Add amounts from Form MO-PTS, Lines 11 and 12 and enter amount on Line 13, or \$1,100, whichever is less.

Example: Ester owns her home for three months and pays \$100 in property taxes. For nine months she rents an apartment and pays \$4,000 in rent. The amount on Line 9 of the MO-CRP is \$800 (\$4,000 x 20%). Form MO-PTS, Line 11, is \$100; Line 12 is \$750; and Line 13 is \$850. The \$800 for rent is limited on Line 12 to \$750.

LINE 14 - PROPERTY TAX CREDIT

Apply Lines 10 and 13 to the Property Tax Credit Chart on pages 29 through 31 to determine the amount of your property tax credit and enter amount on Line 14. If you have another income tax or property tax credit liability, this property tax credit may be applied to that liability in accordance with **Section 143.782, RSMo**. You will be notified if your credit is offset against any debts.

Helpful Hints

To determine your credit, use the 2019 Property Tax Credit Chart on pages 29-31. Lines are provided on the chart to help you figure this amount.

Example: Ruth paid \$1,200 in real estate tax and her total household income was \$15,000. Ruth will apply her tax paid and her total household income to the chart to figure out her credit amount. Even though Ruth paid \$1,200 in real estate tax, the maximum allowed credit is \$1,100. Ruth will use \$1,100 as tax paid and her total household income of \$15,000 to make the comparison. When using the chart, Ruth finds where \$15,000 and \$1,100 "meet" to figure her credit. The two numbers "meet" on the chart where the credit amount is \$1,059. Ruth will get a \$1,059 credit for the real estate tax she paid.

INFORMATION TO COMPLETE FORM MO-CRP

Form MO-CRP must be completed by taxpayers who rented their home and are submitting a Property Tax Credit Claim.

If you rent from a facility that does not pay property tax, you do not qualify.

Step 1: Enter all information requested on Lines 1-5. If rent is paid to a relative, the relationship to the landlord must be indicated on Line 1. **Your claim may be delayed if you fail to enter all required information.**

Step 2: Enter on Line 6 the gross rent paid. Exclude rent paid for any portion of your home used in the production of income, and the rent paid for surrounding land with attachments not necessary nor maintained for homestead purposes. **Also, exclude any rent paid to your landlord on your behalf by any organization.**

Step 3: If you were a resident of a nursing home or boarding home during 2019, use the applicable percentage on Line 7. If you lived in a hotel and meals were included in your rent payment, enter 50 percent; otherwise enter 100 percent. If two or more unmarried individuals over 18 years of age shared a residence and each paid part of the rent, enter the total rent on Form MO-CRP, Line 6 and select the appropriate percentage on box G of Line 7. If the rent receipt is for the total rent amount, then the percentage on box G of the Form MO-CRP must be used to determine your credit.

Step 4: Multiply Line 6 by the percentage on Line 7. Enter this amount on Form MO-CRP, Line 8.

Step 5: Multiply Line 8 by 20 percent and enter the result on Line 9. Add the totals from Line 9 on **all** completed Form(s) MO-CRP and enter the amount on Line 12 of Form MO-PTS.

Helpful Hints

- An apartment is a room or suite of rooms with separate facilities for cooking and other normal household functions.
- A boarding home is a house that provides meals, lodging, and the residents share common facilities.



What Is Form MO-1040V and Why Should I Use It?

Form MO-1040V, Individual Income Tax Payment Voucher, is the voucher you send with your payment when you do not make the payment with your income tax return. It is similar to vouchers returned with loan, utility, and credit card payments. Form MO-1040V ensures that your payment will be processed more efficiently and accurately. Form MO-1040V allows you to file your completed income tax return and send your payment at a later date. Your income tax return and payment are due no later than April 15, 2020.

When Should I Use Form MO-1040V?

If you have an amount due on an electronically filed return, or do not submit payment in full when you file your income tax return, send Form MO-1040V with your payment. DO NOT use Form MO-1040V for making extension payments. Please use Form MO-60 or visit our website to pay online.

How Do I Fill In the Payment Voucher?

Complete the name(s) and address block.

- Social Security Number - Enter your social security number (SSN). If you are filing a combined return, enter your and your spouse's SSN(s) in the order they appear on the return; placing your spouse's SSN in the appropriate field below.
• Name Control - Enter the first four letters of your last name. See examples. If you are filing a combined return, enter your and your spouse's name control in the order they appear on the return, placing your spouse's name control in the appropriate field below.

Name Enter

John Brown BROW
Juan De Jesus DEJE
Joan A. Lee LEE
Jean McCarthy MCCA
John O'Neill ONEI
Pedro Torres-Lopez TORR

Please use capital letters as shown.

- Amount of Payment - Enter the amount of your payment in whole dollars.

How Do I Make My Payment?

- Make your check or money order payable to the "Missouri Department of Revenue." Do not send cash (U.S. funds only). Do not post-date your check; it will be cashed upon receipt. The Department of Revenue may collect on checks returned for insufficient or uncollected funds electronically.
• Write your name, address, SSN, daytime telephone number, and "2019 MO Income Tax" on your check or money order.
• Detach the payment voucher at the perforation, and mail with your payment. Do not mail a copy of your previously filed return.
• Please mail your Form MO-1040V and payment to:

Missouri Department of Revenue
P.O. Box 371
Jefferson City, MO 65105-0371

Please print as shown below in black or dark blue ink. Do not use red ink or pencil.

1 2 3 4 A B C D

Federal Privacy Notice

The Federal Privacy Act requires the Missouri Department of Revenue (Department) to inform taxpayers of the Department's legal authority for requesting identifying information, including social security numbers, and to explain why the information is needed and how the information will be used.

Chapter 143 of the Missouri Revised Statutes authorizes the Department to request information necessary to carry out the tax laws of the state of Missouri. Federal law 42 U.S.C. Section 405 (c) (2)(C) authorizes the states to require taxpayers to provide social security numbers.

The Department uses your social security number to identify you and process your tax returns and other documents, to determine and collect the correct amount of tax, to ensure you are complying with the tax laws, and to exchange tax information with the Internal Revenue Service, other states, and the Multistate Tax Commission (Chapters 32 and 143, RSMo). In addition, statutorily provided non-tax uses are: (1) to provide information to the Department of Higher Education with respect to applicants for financial assistance under Chapter 173, RSMo and (2) to offset refunds against amounts due to a state agency by a person or entity (Chapter 143, RSMo). Information furnished to other agencies or persons shall be used solely for the purpose of administering tax laws or the specific laws administered by the person having the statutory right to obtain it [as indicated above]. In addition, information may be disclosed to the public regarding the name of a tax credit recipient and the amount issued to such recipient (Chapter 135, RSMo). (For the Department's authority to prescribe forms and to require furnishing of social security numbers, see Chapters 135, 143, and 144, RSMo.)

You are required to provide your social security number on your tax return. Failure to provide your social security number or providing a false social security number may result in criminal action against you.



Please print. Make check payable to Missouri Department of Revenue. Mail Form MO-1040V and payment to the Missouri Department of Revenue, P.O. Box 371, Jefferson City, MO 65105-0371.

Name
Spouse's Name
Street Address
City State ZIP Code
Full payment of taxes must be submitted by April 15, 2020 to avoid interest and additions to tax for failure to pay. If you pay by check, you authorize the Department of Revenue to process the check electronically. Any returned check may be presented again electronically.

Social Security Number [] - [] - []

Name Control []

Spouse's Social Security Number [] - [] - []

Spouse's Name Control []

Amount of Payment (U.S. funds only) \$ [] . []



19347010001

Department Use Only [] . []

Department Use Only [] [] []



2019 Individual Income Tax Return and Property Tax Credit Claim/Pension Exemption - Short Form

Print in BLACK ink only and DO NOT STAPLE. For Privacy Notice, see Instructions.

Vendor Code: 000. Department Use Only: [] [] []

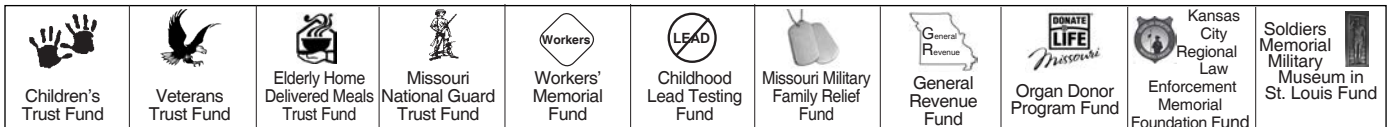
Filing Status: [] Single, [] Claimed as a Dependent, [] Married Filing Combined, [] Married Filing Separately, [] Head of Household, [] Qualifying Widow(er)

Age 62 through 64, Age 65 or Older, Blind, 100% Disabled, Non-Obligated Spouse. Yourself [] Spouse []

Name: Social Security Number, Deceased in 2019, Spouse's Social Security Number, Deceased in 2019, First Name, M.I., Last Name, Suffix, Spouse's First Name, M.I., Spouse's Last Name, Suffix, In Care Of Name (Attorney, Executor, Personal Representative, etc.)

Address: Present Address (Include Apartment Number or Rural Route), City, Town, or Post Office, State, ZIP Code, County of Residence

You may contribute to any one or all of the trust funds on Line 21. See instructions for more trust fund information.



Income

| | Yourself (Y) | | Spouse (S) | |
|---|--------------|--|------------|----|
| 1. Federal adjusted gross income from federal return (see worksheet on page 8 of the instructions) | 1Y | | .00 | |
| | 1S | | .00 | |
| 2. Any state income tax refund included in federal adjusted gross income. | 2Y | | .00 | |
| | 2S | | .00 | |
| 3. Missouri adjusted gross income - Subtract Line 2 from Line 1. | 3Y | | .00 | |
| | 3S | | .00 | |
| 4. Total Missouri adjusted gross income - Add columns 3Y and 3S | 4 | | .00 | |
| 5. Income percentages - Divide columns 3Y and 3S by total on Line 4. (Must equal 100%) | 5Y | | % | 5S |
| | | | % | |

Deductions and Taxable Income

6a. Tax from federal return. Do not enter federal income tax withheld. 6a .00

6b. Federal tax percentage – Enter the percentage based on your Missouri Adjusted Gross Income, Line 4. Use the chart below to find your percentage. 6b %

| | |
|---|-------------------------|
| Missouri Adjusted Gross Income Range, Line 4: | Federal Tax Percentage: |
| \$25,000 or less | 35% |
| \$25,001 to \$50,000 | 25% |
| \$50,001 to \$100,000 | 15% |
| \$100,001 to \$125,000 | 5% |
| \$125,001 or more | 0% |

6c. Federal income tax deduction – Multiply Line 6a by the percentage on Line 6b. Enter this amount not to exceed \$5,000 for an individual or \$10,000 for combined filers. 6c .00

7. Missouri Standard or Itemized Deduction

| <u>Taxpayers Under Age 65</u> | <u>Taxpayers Age 65 or Older</u> | |
|-------------------------------|----------------------------------|---|
| • Single | \$12,200 | • Single \$13,850 |
| • Married Filing Combined | \$24,400 | • Married Filing Combined and YOU are Age 65 or Older \$25,700 |
| • Married Filing Separate | \$12,200 | • Married Filing Combined and You and Your Spouse are |
| • Head of Household | \$18,350 | BOTH Age 65 or Older \$27,000 |
| • Qualifying Widow(er) | \$24,400 | • Married Filing Separate \$13,500 |
| | | • Head of Household \$20,000 |
| | | • Qualifying Widow(er) \$25,700 |

If blind, or claimed as a dependent, or itemizing see federal return or page 7 of the instructions. 7 .00

8. Pension exemption (Complete worksheet on page 21 and 22 of the instructions.) Attach worksheet, federal return, and Form(s) 1099 8 .00

9. Long-term care insurance deduction 9 .00

10. Total Deductions - Add Lines 6c through 9 10 .00

Taxes

11. Missouri Taxable Income - Subtract Line 10 from Line 4 and enter here 11 .00

12. Multiply Line 11 by appropriate percentages on Lines 5Y and 5S 12Y .00 12S .00



Taxes Cont.

13. Tax (See the tax chart on page 24 of the instructions) 13S .

14. Total Taxes - Add Line 13Y and 13S.

Payments and Credits

15. Missouri tax withheld - Attach Form(s) W-2 and 1099.

16. 2019 Missouri estimated tax payment(s) - Include overpayment from 2018 applied to 2019

17. Property Tax Credit (from [Form MO-PTS](#), Line 14) - Attach completed Form MO-PTS

18. Total Payments and Credits - Add Lines 15, 16, and 17.

Refund

19. If Line 18 is larger than Line 14, enter the amount of OVERPAYMENT. If Line 18 is less than Line 14, enter the AMOUNT DUE on Line 24

20. Enter the amount from Line 19 you want applied to your 2020 estimated tax.

21. Enter the amount of your donation in the trust fund boxes below. See instructions for trust fund codes.

| | | | |
|--|---|---|--|
| 21a. Children's Trust Fund <input type="text"/> <input type="text"/> . <input type="text" value="00"/> <input type="text"/> | 21b. Veterans Trust Fund <input type="text"/> <input type="text"/> . <input type="text" value="00"/> <input type="text"/> | 21c. Elderly Home Delivered Meals Trust Fund <input type="text"/> <input type="text"/> . <input type="text" value="00"/> <input type="text"/> | 21d. Missouri National Guard Trust Fund <input type="text"/> <input type="text"/> . <input type="text" value="00"/> <input type="text"/> |
| 21e. Workers' Memorial Fund <input type="text"/> <input type="text"/> . <input type="text" value="00"/> <input type="text"/> | 21f. Childhood Lead Testing Fund <input type="text"/> <input type="text"/> . <input type="text" value="00"/> <input type="text"/> | 21g. Missouri Military Family Relief Fund <input type="text"/> <input type="text"/> . <input type="text" value="00"/> <input type="text"/> | 21h. General Revenue Fund <input type="text"/> <input type="text"/> . <input type="text" value="00"/> <input type="text"/> |
| 21i. Organ Donor Program Fund <input type="text"/> <input type="text"/> . <input type="text" value="00"/> <input type="text"/> | 21j. Kansas City Regional Law Enforcement Memorial Foundation Fund <input type="text"/> <input type="text"/> . <input type="text" value="00"/> <input type="text"/> | 21k. Soldiers Memorial Military Museum in St. Louis Fund <input type="text"/> <input type="text"/> . <input type="text" value="00"/> <input type="text"/> | |
| 21l. Additional Fund Code <input type="text"/> Additional Fund Amount <input type="text"/> <input type="text"/> . <input type="text" value="00"/> <input type="text"/> | 21m. Code <input type="text"/> Additional Fund Amount <input type="text"/> <input type="text"/> . <input type="text" value="00"/> <input type="text"/> | | |

Total Donation - Add amounts from Boxes 21a through 21m and enter here

22. Amount from Line 19 to be deposited into a Missouri 529 Education Savings Plan (MOST) account. Enter amount from [Form 5632](#), Line E

23. **Refund** - Subtract Lines 20, 21, and 22 from Line 19.

Reserved

Amount Due

24. **Amount Due** - If Line 18 is less than Line 14, enter the difference here. If you pay by check, you authorize the Department of Revenue to process the check electronically. Any returned check may be presented again electronically



Under penalties of perjury, I declare that I have examined this return, including accompanying schedules and statements, and to the best of my knowledge and belief it is true, correct, and complete. By signing or entering my name in the "Signature" field(s) below, I am providing the Department of Revenue with my signature as required under [Section 143.561, RSMo](#). Declaration of preparer (other than taxpayer) is based on all information of which he or she has knowledge. As provided in [Chapter 143, RSMo](#), a penalty of up to \$500 shall be imposed on any individual who files a frivolous return. I also declare under penalties of perjury that I employ no illegal or unauthorized aliens as defined under federal law and that I am not eligible for any tax exemption, credit, or abatement if I employ such aliens.

Signature

| | |
|---|--|
| Signature | Date (MM/DD/YY) |
| <input style="width: 100%; height: 25px;" type="text"/> | <input style="width: 25%; height: 25px;" type="text"/> <input style="width: 25%; height: 25px;" type="text"/> <input style="width: 25%; height: 25px;" type="text"/> |
| Spouse's Signature (If filing combined, BOTH must sign) | Date (MM/DD/YY) |
| <input style="width: 100%; height: 25px;" type="text"/> | <input style="width: 25%; height: 25px;" type="text"/> <input style="width: 25%; height: 25px;" type="text"/> <input style="width: 25%; height: 25px;" type="text"/> |
| E-mail Address | Daytime Telephone |
| <input style="width: 100%; height: 25px;" type="text"/> | <input style="width: 100%; height: 25px;" type="text"/> |
| Preparer's Signature | Date (MM/DD/YY) |
| <input style="width: 100%; height: 25px;" type="text"/> | <input style="width: 25%; height: 25px;" type="text"/> <input style="width: 25%; height: 25px;" type="text"/> <input style="width: 25%; height: 25px;" type="text"/> |
| Preparer's FEIN, SSN, or PTIN | Preparer's Telephone |
| <input style="width: 100%; height: 25px;" type="text"/> | <input style="width: 100%; height: 25px;" type="text"/> |
| Preparer's Address | State ZIP Code |
| <input style="width: 100%; height: 25px;" type="text"/> | <input style="width: 25%; height: 25px;" type="text"/> <input style="width: 75%; height: 25px;" type="text"/> |

I authorize the Director of Revenue or delegate to discuss my return and attachments with the preparer or any member of the preparer's firm Yes No

| Department Use Only | | | | | |
|----------------------------|-----------------------------|------------------------------|-----------------------------|----------------------------|--|
| <input type="checkbox"/> A | <input type="checkbox"/> FA | <input type="checkbox"/> E10 | <input type="checkbox"/> DE | <input type="checkbox"/> F | <input style="width: 100%; height: 25px;" type="text"/> . <input style="width: 25%; height: 25px;" type="text"/> |

(Revised 12-2018)

Mail To: Balance Due:
 Missouri Department of Revenue
 P.O. Box 3395
 Jefferson City, MO 65105-3395

Refund or No Amount Due:
 Missouri Department of Revenue
 P.O. Box 2800
 Jefferson City, MO 65105-2800

Phone (Balance Due): (573) 751-7200
Phone (Refund or No Amount Due): (573) 751-3505
Fax: (573) 522-1721
E-mail: propertytaxcredit@dor.mo.gov

Visit <http://dor.mo.gov/personal/individual/> for additional information.



19335040001

Public Pension Calculation - Pensions received from any federal, state, or local government.

Section A

| | | | | | | |
|---|----|--|-----|----|--|-----|
| 1. Missouri adjusted gross income from Form MO-1040P, Line 4. | 1 | | .00 | | | |
| 2. Taxable social security benefits from Federal Form 1040 or 1040-SR, Line 5b | 2 | | .00 | | | |
| 3. Subtract Line 2 from Line 1 | 3 | | .00 | | | |
| 4. Select the appropriate filing status and enter amount on Line 4. <ul style="list-style-type: none"> • Married Filing Combined (joint federal) - \$100,000 • Single, Head of Household, Married Filing Separate, and Qualifying Widow(er) - \$85,000 . . . | 4 | | .00 | | | |
| 5. Subtract Line 4 from Line 3 and enter on Line 5. If Line 4 is greater than Line 3, enter \$0 | 5 | | .00 | | | |
| 6. Taxable pension for each spouse from public sources from Federal Form 1040 or Federal Form 1040-SR, Line 4d | 6Y | | .00 | 6S | | .00 |
| 7. Amount from Line 6 or \$38,437 (maximum social security benefit), whichever is less | 7Y | | .00 | 7S | | .00 |
| 8. If you received taxable social security complete Lines 1 through 8 of Section C and enter the amount(s) from Line(s) 6Y and 6S. See instructions if Line 3 of Section C is more than \$0 | 8Y | | .00 | 8S | | .00 |
| 9. Subtract Line 8 from Line 7. If Line 8 is greater than Line 7, enter \$0. | 9Y | | .00 | 9S | | .00 |
| 10. Add amounts on Lines 9Y and 9S | 10 | | .00 | | | |
| 11. Total public pension - Subtract Line 5 from Line 10. If Line 5 is greater than Line 10, enter \$0. | 11 | | .00 | | | |

Private Pension Calculation - Annuities, pensions, IRAs, and 401(k) plans funded by a private source.

Section B

| | | | | | | |
|---|----|--|-----|----|--|-----|
| 1. Missouri adjusted gross income from Form MO-1040P, Line 4. | 1 | | .00 | | | |
| 2. Taxable social security benefits from Federal Form 1040 or 1040-SR, Line 5b | 2 | | .00 | | | |
| 3. Subtract Line 2 from Line 1 | 3 | | .00 | | | |
| 4. Select the appropriate filing status and enter the amount on Line 4. <ul style="list-style-type: none"> • Married Filing Combined (joint federal) - \$32,000 • Single, Head of Household, and Qualifying Widow(er) - \$25,000 • Married Filing Separate - \$16,000 | 4 | | .00 | | | |
| 5. Subtract Line 4 from Line 3. If Line 4 is greater than Line 3, enter \$0. | 5 | | .00 | | | |
| 6. Taxable pension for each spouse from private sources from Federal Form 1040 or Federal Form 1040-SR, Line 4b and 4d | 6Y | | .00 | 6S | | .00 |
| 7. Amounts from Line 6Y and 6S or \$6,000, whichever is less . . . | 7Y | | .00 | 7S | | .00 |
| 8. Add Lines 7Y and 7S | 8 | | .00 | | | |
| 9. Total private pension - Subtract Line 5 from Line 8. If Line 5 is greater than Line 8, enter \$0 . . . | 9 | | .00 | | | |



Social Security or Social Security Disability Calculation - To be eligible for social security deduction you must be 62 years of age by December 31 and have selected the 62 and older box on page 1 of Form MO-1040P. Age limit does not apply to social security disability deduction.

Section C

- | | | | |
|---|----|-----|-----|
| 1. Missouri adjusted gross income from Form MO-1040P, Line 4. | 1 | | .00 |
| 2. Select the appropriate filing status and enter amount on Line 2. | | | |
| • Married Filing Combined (joint federal) - \$100,000 | | | .00 |
| • Single, Head of Household, Married Filing Separate, and Qualifying Widow(er) - \$85,000 . . . | 2 | | .00 |
| 3. Subtract Line 2 from Line 1 and enter on Line 3. If Line 2 is greater than Line 1, enter \$0. | 3 | | .00 |
| 4. Taxable social security benefits for each spouse from Federal Form 1040 or 1040-SR, Line 5b. | 4Y | | .00 |
| | | 4S | |
| | | .00 | .00 |
| 5. Taxable social security disability benefits for each spouse from Federal Form 1040 or 1040-SR, Line 5b. | 5Y | | .00 |
| | | 5S | |
| | | .00 | .00 |
| 6. Amount from Line(s) 4Y or 5Y, and 4S or 5S | 6Y | | .00 |
| | | 6S | |
| | | .00 | .00 |
| 7. Add Lines 6Y and 6S. | 7 | | .00 |
| 8. Total social security/social security disability - Subtract Line 3 from Line 7. If Line 3 is greater than Line 7, enter \$0 | 8 | | .00 |

Military Pension Calculation

Section D

- | | | | |
|---|---|--|-----|
| 1. Military retirement benefits included on Federal Form 1040 or 1040-SR, Line 4d | 1 | | .00 |
| 2. Taxable public pension from Federal Form 1040 or 1040-SR, Line 4d. | 2 | | .00 |
| 3. Divide Line 1 by Line 2 (Round to whole number). | 3 | | % |
| 4. Multiply Line 3 by Line 11 of Section A | 4 | | .00 |
| 5. Total military pension - Subtract Line 4 from Line 1 | 5 | | .00 |

Total Pension and Social Security/Social Security Disability/Military Exemption

Section E

- | | | |
|--|--|-----|
| Add Line 11 (Section A), Line 9 (Section B), Line 8 (Section C), and Line 5 (Section D). Enter total amount here and on Form MO-1040P, Line 8 | | .00 |
|--|--|-----|



- Complete this section only if you itemized deductions on your federal return. (See the information on page 7).
- Attach a copy of your Federal Form 1040 or 1040-SR (pages 1 and 2) and Federal Schedule A.
- If you are subject to “additional Medicare tax”, attach a copy of Federal Form 8959.

Missouri Itemized Deductions

| | | | |
|--|----|----------------------|-----|
| 1. Total federal itemized deductions from Federal Form 1040 or 1040-SR, Line 9 | 1 | <input type="text"/> | .00 |
| 2. 2019 Social security tax (Yourself) | 2 | <input type="text"/> | .00 |
| 3. 2019 Social security tax (Spouse) | 3 | <input type="text"/> | .00 |
| 4. 2019 Railroad retirement tax - Tier I and Tier II (Yourself) | 4 | <input type="text"/> | .00 |
| 5. 2019 Railroad retirement tax - Tier I and Tier II (Spouse) | 5 | <input type="text"/> | .00 |
| 6. 2019 Medicare tax (see instructions on pages 11 and 12) | 6 | <input type="text"/> | .00 |
| 7. 2019 Self-employment tax (see instructions on page 12) | 7 | <input type="text"/> | .00 |
| 8. Total - Add Lines 1 through 7 | 8 | <input type="text"/> | .00 |
| 9. State and local income taxes (from Federal Schedule A, Line 5 or enter \$0 if completing worksheet below) | 9 | <input type="text"/> | .00 |
| 10. Earnings taxes included in Line 9 (see instructions on page 12) | 10 | <input type="text"/> | .00 |
| 11. Net state income taxes. Subtract Line 10 from Line 9 or enter Line 7 from worksheet below. | 11 | <input type="text"/> | .00 |
| 12. Missouri Itemized Deductions - Subtract Line 11 from Line 8. Enter here and on Form MO-1040P, Line 7 | 12 | <input type="text"/> | .00 |

Note: If Line 12 is less than your federal standard deduction, see information on page 7.

Complete this worksheet only if your total state and local taxes included in your federal itemized deductions (Federal Schedule A, Line 5d) exceed \$10,000 (or \$5,000 for married filing separate filers).

Part 2 Worksheet - Net State Income Taxes, Line 11

| | | | |
|---|---|----------------------|-----|
| 1. Enter the sum of your state and local taxes on Federal Form 1040 or 1040-SR, Schedule A, Line 5d | 1 | <input type="text"/> | .00 |
| 2. State and local income taxes from Federal Form 1040 or 1040-SR, Schedule A, Line 5a. | 2 | <input type="text"/> | .00 |
| 3. Earnings taxes included on Federal Form 1040 or m 1040-SR, Schedule A, Line 5a. | 3 | <input type="text"/> | .00 |
| 4. Subtract Line 3 from Line 2. | 4 | <input type="text"/> | .00 |
| 5. Divide Line 4 by Line 1. | 5 | <input type="text"/> | % |
| 6. Enter \$10,000 (\$5,000 if married filing separately). | 6 | <input type="text"/> | .00 |
| 7. Multiply Line 6 by percentage on Line 5. Enter here and on Missouri Itemized Deductions, Line 11, above. | 7 | <input type="text"/> | .00 |



2019 Tax Chart

To identify your tax, use your Missouri taxable income from Form MO-1040P, Line 12Y and 12S and the tax chart in Section A below. A separate tax must be computed for you and your spouse.

Calculate your Missouri tax using the online tax calculator at <http://dor.mo.gov/personal/individual> or by using the worksheet in Section B below. Round to the nearest whole dollar and enter on Form MO-1040P, Line 13Y and 13S.

Tax Rate Chart

Section A

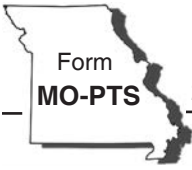
| <u>If the Missouri taxable income is:</u> | <u>The tax is:</u> |
|--|--|
| \$0 to \$104. | \$0 |
| At least \$105 but not over \$1,053. | 1.5% of the Missouri taxable income |
| Over \$1,053 but not over \$2,106 | \$16 plus 2% of excess over \$1,053 |
| Over \$2,106 but not over \$3,159 | \$37 plus 2.5% of excess over \$2,106 |
| Over \$3,159 but not over \$4,212 | \$63 plus 3% of excess over \$3,159 |
| Over \$4,212 but not over \$5,265 | \$95 plus 3.5% of excess over \$4,212 |
| Over \$5,265 but not over \$6,318 | \$132 plus 4% of excess over \$5,265 |
| Over \$6,318 but not over \$7,371 | \$174 plus 4.5% of excess over \$6,318 |
| Over \$7,371 but not over \$8,424 | \$221 plus 5% of excess over \$7,371 |
| Over \$8,424 | \$274 plus 5.4% of excess over \$8,424 |

Tax Calculation Worksheet

Section B

| | Yourself | Spouse | Example A | Example B |
|---|------------|---------|---|--|
| 1. Missouri taxable income (Form MO-1040P, Line 12Y and 12S). | \$ _____ | _____ | \$ 3,090 | \$ 12,000 |
| 2. Enter the minimum taxable income for your tax bracket (see Section A above). If below \$1,053 enter \$0. | - \$ _____ | _____ | - \$ 2,106 | \$ 8,424 |
| 3. Difference - Subtract Line 2 from Line 1 | = \$ _____ | _____ | = \$ 984 | \$ 3,576 |
| 4. Enter the percent for your tax bracket (see Section A above). | X _____ % | _____ % | % X 2.5% | _____ 5.4% |
| 5. Multiply Line 3 by the percent on Line 4 | = \$ _____ | _____ | = \$ 24.60 | \$ 193.10 |
| 6. Enter the tax from your tax bracket - before applying the percent (see Section A above) | + \$ _____ | _____ | + \$ 37 | \$ 274 |
| 7. Total Missouri Tax - Add Line 5 and 6. Enter here and on Form MO-1040P, Line 13Y and 13S. | = \$ _____ | _____ | = \$ 62 | \$ 467 |
| | | | (\$61.60 rounded to the nearest dollar) | (\$467.10 rounded to the nearest dollar) |

Diagram 1: Form W-2



MISSOURI DEPARTMENT OF
REVENUE
2019 Property Tax Credit Schedule

Department Use Only (MM/DD/YY)

This form must be attached to Form MO-1040 or MO-1040P.

Social Security Number - -

Date of Birth (MM/DD/YYYY)

First Name M.I. Last Name

Spouse's Social Security Number - -

Spouse's Date of Birth (MM/DD/YYYY)

Spouse's First Name M.I. Last Name

Qualifications

Select only one qualification. Copies of letters, forms, etc., must be included with claim.

- A. 65 years of age or older - You must be a full year resident. (Attach Form SSA-1099.)
- B. 100% Disabled Veteran as a result of military service (Attach letter from Department of Veterans Affairs - see instructions.)
- C. 100% Disabled (Attach letter from Social Security Administration or Form SSA-1099.)
- D. 60 years of age or older and received surviving spouse benefits (Attach Form SSA-1099.)

Filing Status

Select only one filing status. **If married filing combined, you must report both incomes.**

- Single
- Married - Filing Combined
- Married - Living Separate for Entire Year

Failure to provide the required attachment(s) will result in the delay or denial of your claim.

Income

| | | | | |
|----|---|---|--|-----|
| 1. | Enter the amount of income from Form MO-1040 , Line 6 or Form MO-1040P , Line 4 | 1 | | .00 |
| 2. | Enter the amount of nontaxable social security benefits received by you, your spouse, and your minor children before any deductions and the amount of social security equivalent railroad retirement benefits. Attach Form(s) SSA-1099 or RRB-1099 (TIER I) | 2 | | .00 |
| 3. | Enter the total amount of pensions, annuities, dividends, rental income, or interest income not included in Line 1. Include tax exempt interest from MO-A, Part 1, Line 8 (if filing Form MO-1040). Attach Form(s) W-2, 1099, 1099-R, 1099-MISC, 1099-INT, 1099-DIV, etc | 3 | | .00 |
| 4. | Enter the amount of railroad retirement benefits (not included in Line 2) before any deductions. Attach Form RRB-1099-R (Tier II). If filing Form MO-1040, refer to MO-A , Part 1, Line 10 | 4 | | .00 |
| 5. | Enter the amount of veterans payments or benefits before any deductions. Attach letter from Veterans Affairs (see instructions) | 5 | | .00 |



For Privacy Notice, see Instructions.

Income (continued)

- 6. Enter the total amount received by you, your spouse, and your **minor children** from: public assistance, SSI, child support, or Temporary Assistance payments (TA and TANF). **Attach** a letter from the Social Security Administration that includes the total amount of assistance received and Form 1099 from Employment Security, if applicable
- 7. Enter the amount of nonbusiness loss(es). You must include nonbusiness loss(es) in your household income (as a positive amount) here. (Include capital loss from Federal Form 1040 or 1040-SR)
- 8. Total household income - Add Lines 1 through 7 and enter the total here
- 9. Enter the appropriate amount from the options below.
 - Single or Married Living Separate - Enter \$0
 - Married and Filing Combined - **rented** or **did not** own your home for the entire year - Enter \$2,000
 - Married and Filing Combined - **owned** and **occupied** your home for the entire year - Enter \$4,000
- 10. Net household income - Subtract Line 9 from Line 8 and enter the amount here
 - If you rented or did not own and occupy your home for the entire year and Line 10 is greater than \$27,500, you are **not eligible** to file this claim.
 - If you owned and occupied your home for the entire year and Line 10 is greater than \$30,000, you are **not eligible** to file this claim.

Real Estate or Rent

- 11. If you owned your home, enter the total amount of property tax paid for your home, less special assessments, or \$1,100, whichever is less. **Attach** a copy of **paid** real estate tax receipt(s). If your home is on more than five acres or you own a mobile home, **attach** the Assessor's Certification ([Form 948](#))
- 12. If you rented, enter the total amount from Certification of Rent Paid (Form(s) MO-CRP), Line 9 or \$750, whichever is less. **Attach** a completed Verification of Rent Paid ([Form 5674](#)). **Note:** If you rent from a facility that does not pay property tax, you are **not eligible** for a Property Tax Credit

Credit

- 13. Enter the total of Lines 11 and 12, or \$1,100, whichever is less
- 14. Apply Lines 10 and 13 to the chart in the instructions for MO-1040, pages 49-51 or MO-1040P, pages 29-31 to figure your Property Tax Credit. You **must** use the chart to see how much credit you are allowed. Enter this amount on Form MO-1040, Line 39 or Form MO-1040P, Line 17

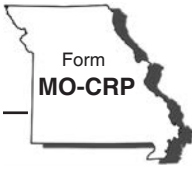
Department Use Only

A K R U

This form must be attached to Form MO-1040 or Form MO-1040P.



19323020001



MISSOURI DEPARTMENT OF
REVENUE
2019 Certification of Rent Paid

One Form MO-CRP must be provided for each rental location in which you resided.
Failure to provide landlord information will result in denial or delay of your claim.

1. Social Security Number

- -

Spouse's Social Security Number

- -

Select this box if related to your landlord. If so, explain.

2. Name (First, Last)

Physical Address of Rental Unit (P.O. Box Not Allowed)

Apartment Number

City

State

ZIP Code

3. Landlord's Name (First, Last)

Landlord's Last 4 Digits of Social Security Number

Landlord's Federal Employer Identification Number (FEIN) - if applicable

Landlord's Street Address (Must be completed)

Apartment Number

City

State

ZIP Code

4. Landlord's Phone Number (Must be completed)

From:

To:

5. Rental Period During Year (MM/DD/YY)

6. Enter your gross rent paid. Attach a completed Verification of Rent Paid (Form 5674). If you received housing assistance, enter the amount of rent you paid. **Note: If you rent from a facility that does not pay property tax, you are not eligible for a Property Tax Credit.**

6 .00

7. Select the appropriate box below and enter the corresponding percentage on Line 7

7 %

A. Apartment, House, Mobile Home, or Duplex - 100%

F. Low Income Housing - 100% (Rent cannot exceed 40% of total household income.)

B. Mobile Home Lot - 100%

G. Shared Residence – If you shared your rent with relatives or friends (other than your spouse or children under 18), select the appropriate box based on the additional persons sharing rent:

C. Boarding Home or Residential Care - 50%

1 (50%) 2 (33%) 3 (25%)

D. Skilled or Intermediate Care Nursing Home - 45%

E. Hotel - 100%; if meals are included - 50%

8. Net rent paid - Multiply Line 6 by the percentage on Line 7.

8 .00

9. Multiply Line 8 by 20%. Enter amount here and on Line 10 of Form MO-PTC or Line 12 of Form MO-PTS

9 .00

For Privacy Notice, see instructions.

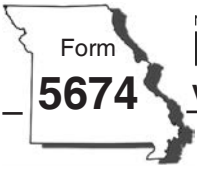
Form MO-CRP (Revised 12-2019)

Taxation Division

Attach to Form MO-PTC or MO-PTS and mail to the Missouri Department of Revenue.



19315010001



Department Use Only
(MM/DD/YY)

| | | | | | |
|--|--|--|--|--|--|
| | | | | | |
|--|--|--|--|--|--|

Landlord must complete this form each year.

Tax Year

| | | | |
|--|--|--|--|
| | | | |
|--|--|--|--|

Tenant and Rental Information

Tenant's Name Social Security Number - -

Rental Address

City State ZIP Code

Rental Begin Date (MM/DD/YYYY) Rental End Date (MM/DD/YYYY)

Gross Rent Paid for the Year .00

Amount of utilities included in monthly payment (if any) .00

Did the tenant receive any housing assistance? Yes No

If yes, how much rent was the tenant responsible for? .00

Did anyone reside at this dwelling with the above tenant? Yes No

If yes, how many were over the age of 18?

Landlord Information

Landlord's Name

Landlord's Address

City State ZIP Code

Telephone Number (Home) Telephone Number (Cell)

Telephone Number (Work) Landlord's Signature

Notice

Any person intentionally filing a fraudulent Property Tax Credit Claim may be prosecuted.

Section 143.941, RSMo. states in part: (...upon conviction thereof, be fined not more than ten thousand dollars, or be imprisoned in the county jail for not more than one year or by not less than two nor more than five years in the state penitentiary or by both fine and imprisonment together with the cost of prosecution.)

A. Enter amount from Line 10 here _____ B. Enter amount from Line 13 here _____
 C. Find where these two numbers "meet" below to figure your credit amount. Enter on Form MO-PTS, Line 14.

2019 Property Tax Credit Chart

Amount from Line B above or from Form MO-PTS, Line 13 - Total REAL ESTATE TAX paid

| | | FROM | | | | | FROM | | | | | FROM | | | | |
|--------|--------|---|------|------|------|------|------|-----|-----|-----|-----|------|-----|-----|-----|--|
| | | 1076 | 1051 | 1026 | 1001 | 976 | 951 | 926 | 901 | 876 | 851 | 826 | 801 | 776 | 751 | |
| | | TO | | | | | TO | | | | | TO | | | | |
| | | 1100 | 1075 | 1050 | 1025 | 1000 | 975 | 950 | 925 | 900 | 875 | 850 | 825 | 800 | 775 | |
| FROM | TO | Refund is the actual total amount of allowable real estate tax paid, not to exceed \$1,100 (Form MO-PTS, Line 13). NOTE: If you rent from a facility that does not pay property taxes, you are not eligible for a Property Tax Credit. | | | | | | | | | | | | | | |
| 14,301 | 14,600 | 1078 | 1053 | 1028 | 1003 | 978 | 953 | 928 | 903 | 878 | 853 | 828 | 803 | 778 | 753 | |
| 14,601 | 14,900 | 1069 | 1044 | 1019 | 994 | 969 | 944 | 919 | 894 | 869 | 844 | 819 | 794 | 769 | 744 | |
| 14,901 | 15,200 | 1059 | 1034 | 1009 | 984 | 959 | 934 | 909 | 884 | 859 | 834 | 809 | 784 | 759 | 734 | |
| 15,201 | 15,500 | 1049 | 1024 | 999 | 974 | 949 | 924 | 899 | 874 | 849 | 824 | 799 | 774 | 749 | 724 | |
| 15,501 | 15,800 | 1039 | 1014 | 989 | 964 | 939 | 914 | 889 | 864 | 839 | 814 | 789 | 764 | 739 | 714 | |
| 15,801 | 16,100 | 1028 | 1003 | 978 | 953 | 928 | 903 | 878 | 853 | 828 | 803 | 778 | 753 | 728 | 703 | |
| 16,101 | 16,400 | 1016 | 991 | 966 | 941 | 916 | 891 | 866 | 841 | 816 | 791 | 766 | 741 | 716 | 691 | |
| 16,401 | 16,700 | 1005 | 980 | 955 | 930 | 905 | 880 | 855 | 830 | 805 | 780 | 755 | 730 | 705 | 680 | |
| 16,701 | 17,000 | 993 | 968 | 943 | 918 | 893 | 868 | 843 | 818 | 793 | 768 | 743 | 718 | 693 | 668 | |
| 17,001 | 17,300 | 980 | 955 | 930 | 905 | 880 | 855 | 830 | 805 | 780 | 755 | 730 | 705 | 680 | 655 | |
| 17,301 | 17,600 | 968 | 943 | 918 | 893 | 868 | 843 | 818 | 793 | 768 | 743 | 718 | 693 | 668 | 643 | |
| 17,601 | 17,900 | 954 | 929 | 904 | 879 | 854 | 829 | 804 | 779 | 754 | 729 | 704 | 679 | 654 | 629 | |
| 17,901 | 18,200 | 941 | 916 | 891 | 866 | 841 | 816 | 791 | 766 | 741 | 716 | 691 | 666 | 641 | 616 | |
| 18,201 | 18,500 | 927 | 902 | 877 | 852 | 827 | 802 | 777 | 752 | 727 | 702 | 677 | 652 | 627 | 602 | |
| 18,501 | 18,800 | 913 | 888 | 863 | 838 | 813 | 788 | 763 | 738 | 713 | 688 | 663 | 638 | 613 | 588 | |
| 18,801 | 19,100 | 898 | 873 | 848 | 823 | 798 | 773 | 748 | 723 | 698 | 673 | 648 | 623 | 598 | 573 | |
| 19,101 | 19,400 | 883 | 858 | 833 | 808 | 783 | 758 | 733 | 708 | 683 | 658 | 633 | 608 | 583 | 558 | |
| 19,401 | 19,700 | 868 | 843 | 818 | 793 | 768 | 743 | 718 | 693 | 668 | 643 | 618 | 593 | 568 | 543 | |
| 19,701 | 20,000 | 852 | 827 | 802 | 777 | 752 | 727 | 702 | 677 | 652 | 627 | 602 | 577 | 552 | 527 | |
| 20,001 | 20,300 | 836 | 811 | 786 | 761 | 736 | 711 | 686 | 661 | 636 | 611 | 586 | 561 | 536 | 511 | |
| 20,301 | 20,600 | 819 | 794 | 769 | 744 | 719 | 694 | 669 | 644 | 619 | 594 | 569 | 544 | 519 | 494 | |
| 20,601 | 20,900 | 802 | 777 | 752 | 727 | 702 | 677 | 652 | 627 | 602 | 577 | 552 | 527 | 502 | 477 | |
| 20,901 | 21,200 | 785 | 760 | 735 | 710 | 685 | 660 | 635 | 610 | 585 | 560 | 535 | 510 | 485 | 460 | |
| 21,201 | 21,500 | 767 | 742 | 717 | 692 | 667 | 642 | 617 | 592 | 567 | 542 | 517 | 492 | 467 | 442 | |
| 21,501 | 21,800 | 749 | 724 | 699 | 674 | 649 | 624 | 599 | 574 | 549 | 524 | 499 | 474 | 449 | 424 | |
| 21,801 | 22,100 | 731 | 706 | 681 | 656 | 631 | 606 | 581 | 556 | 531 | 506 | 481 | 456 | 431 | 406 | |
| 22,101 | 22,400 | 712 | 687 | 662 | 637 | 612 | 587 | 562 | 537 | 512 | 487 | 462 | 437 | 412 | 387 | |
| 22,401 | 22,700 | 693 | 668 | 643 | 618 | 593 | 568 | 543 | 518 | 493 | 468 | 443 | 418 | 393 | 368 | |
| 22,701 | 23,000 | 673 | 648 | 623 | 598 | 573 | 548 | 523 | 498 | 473 | 448 | 423 | 398 | 373 | 348 | |
| 23,001 | 23,300 | 653 | 628 | 603 | 578 | 553 | 528 | 503 | 478 | 453 | 428 | 403 | 378 | 353 | 328 | |
| 23,301 | 23,600 | 633 | 608 | 583 | 558 | 533 | 508 | 483 | 458 | 433 | 408 | 383 | 358 | 333 | 308 | |
| 23,601 | 23,900 | 613 | 588 | 563 | 538 | 513 | 488 | 463 | 438 | 413 | 388 | 363 | 338 | 313 | 288 | |
| 23,901 | 24,200 | 591 | 566 | 541 | 516 | 491 | 466 | 441 | 416 | 391 | 366 | 341 | 316 | 291 | 266 | |
| 24,201 | 24,500 | 570 | 545 | 520 | 495 | 470 | 445 | 420 | 395 | 370 | 345 | 320 | 295 | 270 | 245 | |
| 24,501 | 24,800 | 548 | 523 | 498 | 473 | 448 | 423 | 398 | 373 | 348 | 323 | 298 | 273 | 248 | 223 | |
| 24,801 | 25,100 | 526 | 501 | 476 | 451 | 426 | 401 | 376 | 351 | 326 | 301 | 276 | 251 | 226 | 201 | |
| 25,101 | 25,400 | 504 | 479 | 454 | 429 | 404 | 379 | 354 | 329 | 304 | 279 | 254 | 229 | 204 | 179 | |
| 25,401 | 25,700 | 481 | 456 | 431 | 406 | 381 | 356 | 331 | 306 | 281 | 256 | 231 | 206 | 181 | 156 | |
| 25,701 | 26,000 | 457 | 432 | 407 | 382 | 357 | 332 | 307 | 282 | 257 | 232 | 207 | 182 | 157 | 132 | |
| 26,001 | 26,300 | 434 | 409 | 384 | 359 | 334 | 309 | 284 | 259 | 234 | 209 | 184 | 159 | 134 | 109 | |
| 26,301 | 26,600 | 410 | 385 | 360 | 335 | 310 | 285 | 260 | 235 | 210 | 185 | 160 | 135 | 110 | 85 | |
| 26,601 | 26,900 | 385 | 360 | 335 | 310 | 285 | 260 | 235 | 210 | 185 | 160 | 135 | 110 | 85 | 60 | |
| 26,901 | 27,200 | 361 | 336 | 311 | 286 | 261 | 236 | 211 | 186 | 161 | 136 | 111 | 86 | 61 | 36 | |
| 27,201 | 27,500 | 335 | 310 | 285 | 260 | 235 | 210 | 185 | 160 | 135 | 110 | 85 | 60 | 35 | 10 | |
| 27,501 | 27,800 | 310 | 285 | 260 | 235 | 210 | 185 | 160 | 135 | 110 | 85 | 60 | 35 | 10 | | |
| 27,801 | 28,100 | 284 | 259 | 234 | 209 | 184 | 159 | 134 | 109 | 84 | 59 | 34 | 9 | | | |
| 28,101 | 28,400 | 258 | 233 | 208 | 183 | 158 | 133 | 108 | 83 | 58 | 33 | 8 | | | | |
| 28,401 | 28,700 | 231 | 206 | 181 | 156 | 131 | 106 | 81 | 56 | 31 | 6 | | | | | |
| 28,701 | 29,000 | 204 | 179 | 154 | 129 | 104 | 79 | 54 | 29 | 4 | | | | | | |
| 29,001 | 29,300 | 177 | 152 | 127 | 102 | 77 | 52 | 27 | 2 | | | | | | | |
| 29,301 | 29,600 | 149 | 124 | 99 | 74 | 49 | 24 | | | | | | | | | |
| 29,601 | 29,900 | 121 | 96 | 71 | 46 | 21 | | | | | | | | | | |
| 29,901 | 30,000 | 95 | 70 | 45 | 20 | | | | | | | | | | | |

A. Enter amount from Line 10 here _____ B. Enter amount from Line 13 here _____
 C. Find where these two numbers "meet" below to figure your credit amount. Enter on Form MO-PTS, Line 14.

Amount from Line B above or from Form MO-PTS, Line 13 - Total REAL ESTATE TAX OR 20% of Rent Paid

| | | FROM | | | | | FROM | | | | | FROM | | | | |
|--------|--------|--|-----|-----|-----|-----|------|-----|-----|-----|-----|------|-----|-----|-----|--|
| | | 726 | 701 | 676 | 651 | 626 | 601 | 576 | 551 | 526 | 501 | 476 | 451 | 426 | 401 | |
| | | TO | | | | | TO | | | | | TO | | | | |
| | | 750 | 725 | 700 | 675 | 650 | 625 | 600 | 575 | 550 | 525 | 500 | 475 | 450 | 425 | |
| FROM | TO | Refund is the actual total amount of allowable real estate tax paid, not to exceed \$1,100 or rent credit equivalent not to exceed \$750 (Form MO-PTS, Line 13). NOTE: If you rent from a facility that does not pay property taxes, you are not eligible for a Property Tax Credit. | | | | | | | | | | | | | | |
| 1 | 14,300 | | | | | | | | | | | | | | | |
| 14,301 | 14,600 | 728 | 703 | 678 | 653 | 628 | 603 | 578 | 553 | 528 | 503 | 478 | 453 | 428 | 403 | |
| 14,601 | 14,900 | 719 | 694 | 669 | 644 | 619 | 594 | 569 | 544 | 519 | 494 | 469 | 444 | 419 | 394 | |
| 14,901 | 15,200 | 709 | 684 | 659 | 634 | 609 | 584 | 559 | 534 | 509 | 484 | 459 | 434 | 409 | 384 | |
| 15,201 | 15,500 | 699 | 674 | 649 | 624 | 599 | 574 | 549 | 524 | 499 | 474 | 449 | 424 | 399 | 374 | |
| 15,501 | 15,800 | 689 | 664 | 639 | 614 | 589 | 564 | 539 | 514 | 489 | 464 | 439 | 414 | 389 | 364 | |
| 15,801 | 16,100 | 678 | 653 | 628 | 603 | 578 | 553 | 528 | 503 | 478 | 453 | 428 | 403 | 378 | 353 | |
| 16,101 | 16,400 | 666 | 641 | 616 | 591 | 566 | 541 | 516 | 491 | 466 | 441 | 416 | 391 | 366 | 341 | |
| 16,401 | 16,700 | 655 | 630 | 605 | 580 | 555 | 530 | 505 | 480 | 455 | 430 | 405 | 380 | 355 | 330 | |
| 16,701 | 17,000 | 643 | 618 | 593 | 568 | 543 | 518 | 493 | 468 | 443 | 418 | 393 | 368 | 343 | 318 | |
| 17,001 | 17,300 | 630 | 605 | 580 | 555 | 530 | 505 | 480 | 455 | 430 | 405 | 380 | 355 | 330 | 305 | |
| 17,301 | 17,600 | 618 | 593 | 568 | 543 | 518 | 493 | 468 | 443 | 418 | 393 | 368 | 343 | 318 | 293 | |
| 17,601 | 17,900 | 604 | 579 | 554 | 529 | 504 | 479 | 454 | 429 | 404 | 379 | 354 | 329 | 304 | 279 | |
| 17,901 | 18,200 | 591 | 566 | 541 | 516 | 491 | 466 | 441 | 416 | 391 | 366 | 341 | 316 | 291 | 266 | |
| 18,201 | 18,500 | 577 | 552 | 527 | 502 | 477 | 452 | 427 | 402 | 377 | 352 | 327 | 302 | 277 | 252 | |
| 18,501 | 18,800 | 563 | 538 | 513 | 488 | 463 | 438 | 413 | 388 | 363 | 338 | 313 | 288 | 263 | 238 | |
| 18,801 | 19,100 | 548 | 523 | 498 | 473 | 448 | 423 | 398 | 373 | 348 | 323 | 298 | 273 | 248 | 223 | |
| 19,101 | 19,400 | 533 | 508 | 483 | 458 | 433 | 408 | 383 | 358 | 333 | 308 | 283 | 258 | 233 | 208 | |
| 19,401 | 19,700 | 518 | 493 | 468 | 443 | 418 | 393 | 368 | 343 | 318 | 293 | 268 | 243 | 218 | 193 | |
| 19,701 | 20,000 | 502 | 477 | 452 | 427 | 402 | 377 | 352 | 327 | 302 | 277 | 252 | 227 | 202 | 177 | |
| 20,001 | 20,300 | 486 | 461 | 436 | 411 | 386 | 361 | 336 | 311 | 286 | 261 | 236 | 211 | 186 | 161 | |
| 20,301 | 20,600 | 469 | 444 | 419 | 394 | 369 | 344 | 319 | 294 | 269 | 244 | 219 | 194 | 169 | 144 | |
| 20,601 | 20,900 | 452 | 427 | 402 | 377 | 352 | 327 | 302 | 277 | 252 | 227 | 202 | 177 | 152 | 127 | |
| 20,901 | 21,200 | 435 | 410 | 385 | 360 | 335 | 310 | 285 | 260 | 235 | 210 | 185 | 160 | 135 | 110 | |
| 21,201 | 21,500 | 417 | 392 | 367 | 342 | 317 | 292 | 267 | 242 | 217 | 192 | 167 | 142 | 117 | 92 | |
| 21,501 | 21,800 | 399 | 374 | 349 | 324 | 299 | 274 | 249 | 224 | 199 | 174 | 149 | 124 | 99 | 74 | |
| 21,801 | 22,100 | 381 | 356 | 331 | 306 | 281 | 256 | 231 | 206 | 181 | 156 | 131 | 106 | 81 | 56 | |
| 22,101 | 22,400 | 362 | 337 | 312 | 287 | 262 | 237 | 212 | 187 | 162 | 137 | 112 | 87 | 62 | 37 | |
| 22,401 | 22,700 | 343 | 318 | 293 | 268 | 243 | 218 | 193 | 168 | 143 | 118 | 93 | 68 | 43 | 18 | |
| 22,701 | 23,000 | 323 | 298 | 273 | 248 | 223 | 198 | 173 | 148 | 123 | 98 | 73 | 48 | 23 | | |
| 23,001 | 23,300 | 303 | 278 | 253 | 228 | 203 | 178 | 153 | 128 | 103 | 78 | 53 | 28 | 3 | | |
| 23,301 | 23,600 | 283 | 258 | 233 | 208 | 183 | 158 | 133 | 108 | 83 | 58 | 33 | 8 | | | |
| 23,601 | 23,900 | 263 | 238 | 213 | 188 | 163 | 138 | 113 | 88 | 63 | 38 | 13 | | | | |
| 23,901 | 24,200 | 241 | 216 | 191 | 166 | 141 | 116 | 91 | 66 | 41 | 16 | | | | | |
| 24,201 | 24,500 | 220 | 195 | 170 | 145 | 120 | 95 | 70 | 45 | 20 | | | | | | |
| 24,501 | 24,800 | 198 | 173 | 148 | 123 | 98 | 73 | 48 | 23 | | | | | | | |
| 24,801 | 25,100 | 176 | 151 | 126 | 101 | 76 | 51 | 26 | 1 | | | | | | | |
| 25,101 | 25,400 | 154 | 129 | 104 | 79 | 54 | 29 | 4 | | | | | | | | |
| 25,401 | 25,700 | 131 | 106 | 81 | 56 | 31 | 6 | | | | | | | | | |
| 25,701 | 26,000 | 107 | 82 | 57 | 32 | 7 | | | | | | | | | | |
| 26,001 | 26,300 | 84 | 59 | 34 | 9 | | | | | | | | | | | |
| 26,301 | 26,600 | 60 | 35 | 10 | | | | | | | | | | | | |
| 26,601 | 26,900 | 35 | 10 | | | | | | | | | | | | | |
| 26,901 | 27,200 | 11 | | | | | | | | | | | | | | |
| 27,201 | 27,500 | | | | | | | | | | | | | | | |
| 27,501 | 27,800 | | | | | | | | | | | | | | | |
| 27,801 | 28,100 | | | | | | | | | | | | | | | |
| 28,101 | 28,400 | | | | | | | | | | | | | | | |
| 28,401 | 28,700 | | | | | | | | | | | | | | | |
| 28,701 | 29,000 | | | | | | | | | | | | | | | |
| 29,001 | 29,300 | | | | | | | | | | | | | | | |
| 29,301 | 29,600 | | | | | | | | | | | | | | | |
| 29,601 | 29,900 | | | | | | | | | | | | | | | |
| 29,901 | 30,000 | | | | | | | | | | | | | | | |

This area indicates no credit is allowable.

Example:
 If Line 10 is \$23,980 and Line 13 of Form MO-PTS is \$525, then the tax credit would be \$16.


A. Enter amount from Line 10 here _____ B. Enter amount from Line 13 here _____
 C. Find where these two numbers "meet" below to figure your credit amount. Enter on Form MO-PTS, Line 14.

Amount from Line B above or from Form MO-PTS, Line 13 - Total REAL ESTATE TAX or 20% of Rent Paid

| | | FROM | | | | | FROM | | | | | FROM | | | | | |
|--------|--------|--|-----|-----|-----|-----|------|-----|-----|-----|-----|------|-----|-----|----|----|----|
| | | 376 | 351 | 326 | 301 | 276 | 251 | 226 | 201 | 176 | 151 | 126 | 101 | 76 | 51 | 26 | 1 |
| | | TO | | | | | TO | | | | | TO | | | | | |
| | | 400 | 375 | 350 | 325 | 300 | 275 | 250 | 225 | 200 | 175 | 150 | 125 | 100 | 75 | 50 | 25 |
| FROM | TO | Refund is the actual total amount of allowable real estate tax paid, not to exceed \$1,100 or rent credit equivalent not to exceed \$750 (Form MO-PTS, Line 13). NOTE: If you rent from a facility that does not pay property taxes, you are not eligible for a Property Tax Credit. | | | | | | | | | | | | | | | |
| 1 | 14,300 | | | | | | | | | | | | | | | | |
| 14,301 | 14,600 | 378 | 353 | 328 | 303 | 278 | 253 | 228 | 203 | 178 | 153 | 128 | 103 | 78 | 53 | 28 | 3 |
| 14,601 | 14,900 | 369 | 344 | 319 | 294 | 269 | 244 | 219 | 194 | 169 | 144 | 119 | 94 | 69 | 44 | 19 | |
| 14,901 | 15,200 | 359 | 334 | 309 | 284 | 259 | 234 | 209 | 184 | 159 | 134 | 109 | 84 | 59 | 34 | 9 | |
| 15,201 | 15,500 | 349 | 324 | 299 | 274 | 249 | 224 | 199 | 174 | 149 | 124 | 99 | 74 | 49 | 24 | | |
| 15,501 | 15,800 | 339 | 314 | 289 | 264 | 239 | 214 | 189 | 164 | 139 | 114 | 89 | 64 | 39 | 14 | | |
| 15,801 | 16,100 | 328 | 303 | 278 | 253 | 228 | 203 | 178 | 153 | 128 | 103 | 78 | 53 | 28 | 3 | | |
| 16,101 | 16,400 | 316 | 291 | 266 | 241 | 216 | 191 | 166 | 141 | 116 | 91 | 66 | 41 | 16 | | | |
| 16,401 | 16,700 | 305 | 280 | 255 | 230 | 205 | 180 | 155 | 130 | 105 | 80 | 55 | 30 | 5 | | | |
| 16,701 | 17,000 | 293 | 268 | 243 | 218 | 193 | 168 | 143 | 118 | 93 | 68 | 43 | 18 | | | | |
| 17,001 | 17,300 | 280 | 255 | 230 | 205 | 180 | 155 | 130 | 105 | 80 | 55 | 30 | 5 | | | | |
| 17,301 | 17,600 | 268 | 243 | 218 | 193 | 168 | 143 | 118 | 93 | 68 | 43 | 18 | | | | | |
| 17,601 | 17,900 | 254 | 229 | 204 | 179 | 154 | 129 | 104 | 79 | 54 | 29 | 4 | | | | | |
| 17,901 | 18,200 | 241 | 216 | 191 | 166 | 141 | 116 | 91 | 66 | 41 | 16 | | | | | | |
| 18,201 | 18,500 | 227 | 202 | 177 | 152 | 127 | 102 | 77 | 52 | 27 | 2 | | | | | | |
| 18,501 | 18,800 | 213 | 188 | 163 | 138 | 113 | 88 | 63 | 38 | 13 | | | | | | | |
| 18,801 | 19,100 | 198 | 173 | 148 | 123 | 98 | 73 | 48 | 23 | | | | | | | | |
| 19,101 | 19,400 | 183 | 158 | 133 | 108 | 83 | 58 | 33 | 8 | | | | | | | | |
| 19,401 | 19,700 | 168 | 143 | 118 | 93 | 68 | 43 | 18 | | | | | | | | | |
| 19,701 | 20,000 | 152 | 127 | 102 | 77 | 52 | 27 | 2 | | | | | | | | | |
| 20,001 | 20,300 | 136 | 111 | 86 | 61 | 36 | 11 | | | | | | | | | | |
| 20,301 | 20,600 | 119 | 94 | 69 | 44 | 19 | | | | | | | | | | | |
| 20,601 | 20,900 | 102 | 77 | 52 | 27 | 2 | | | | | | | | | | | |
| 20,901 | 21,200 | 85 | 60 | 35 | 10 | | | | | | | | | | | | |
| 21,201 | 21,500 | 67 | 42 | 17 | | | | | | | | | | | | | |
| 21,501 | 21,800 | 49 | 24 | | | | | | | | | | | | | | |
| 21,801 | 22,100 | 31 | 6 | | | | | | | | | | | | | | |
| 22,101 | 22,400 | 12 | | | | | | | | | | | | | | | |
| 22,401 | 22,700 | | | | | | | | | | | | | | | | |
| 22,701 | 23,000 | | | | | | | | | | | | | | | | |
| 23,001 | 23,300 | | | | | | | | | | | | | | | | |
| 23,301 | 23,600 | | | | | | | | | | | | | | | | |
| 23,601 | 23,900 | | | | | | | | | | | | | | | | |
| 23,901 | 24,200 | | | | | | | | | | | | | | | | |
| 24,201 | 24,500 | | | | | | | | | | | | | | | | |
| 24,501 | 24,800 | | | | | | | | | | | | | | | | |
| 24,801 | 25,100 | | | | | | | | | | | | | | | | |
| 25,101 | 25,400 | | | | | | | | | | | | | | | | |
| 25,401 | 25,700 | | | | | | | | | | | | | | | | |
| 25,701 | 26,000 | | | | | | | | | | | | | | | | |
| 26,001 | 26,300 | | | | | | | | | | | | | | | | |
| 26,301 | 26,600 | | | | | | | | | | | | | | | | |
| 26,601 | 26,900 | | | | | | | | | | | | | | | | |
| 26,901 | 27,200 | | | | | | | | | | | | | | | | |
| 27,201 | 27,500 | | | | | | | | | | | | | | | | |
| 27,501 | 27,800 | | | | | | | | | | | | | | | | |
| 27,801 | 28,100 | | | | | | | | | | | | | | | | |
| 28,101 | 28,400 | | | | | | | | | | | | | | | | |
| 28,401 | 28,700 | | | | | | | | | | | | | | | | |
| 28,701 | 29,000 | | | | | | | | | | | | | | | | |
| 29,001 | 29,300 | | | | | | | | | | | | | | | | |
| 29,301 | 29,600 | | | | | | | | | | | | | | | | |
| 29,601 | 29,900 | | | | | | | | | | | | | | | | |
| 29,901 | 30,000 | | | | | | | | | | | | | | | | |

Example:
 If Line 10 is \$19,360 and Line 13 of Form MO-PTS is \$225, then the tax credit would be \$8.

This area indicates no credit is allowable.



Visit our website at <http://dor.mo.gov/personal/individual>

In addition to electronic filing information found on our website, you can:

- Use our fill-in forms that automatically calculate
- Download Missouri and federal tax forms
- Get answers to frequently asked questions
- Pay your taxes online
- Get the status of your refund or balance due
- Get a copy of the Taxpayer Bill of Rights

Important Phone Numbers

General Inquiry Line (573) 751-3505
Automated Refund, Balance Due, and 1099G Inquiry (573) 526-8299
Electronic Filing Information..... (573) 751-3505

Individuals with speech or hearing impairments may use TTY
(800) 735-2966 or fax (573) 522-1762.

Missouri Return Tracker

<https://dor.mo.gov/returnstatus>

Return Status available for 2018 and 2019