



**APRIL 2023 SURVEY REPORT:**

# **INTRODUCING CPOST'S NEW "POLITICAL AND VIOLENT DANGERS TO DEMOCRACY" TRACKER**

*PLUS*

# **NEW INSIGHT INTO SUPPORT FOR POLITICAL VIOLENCE IN AMERICA FROM THE RIGHT AND LEFT**

Findings from the April 2023 CPOST/NORC Nationally Representative Survey on Understanding Support for Political Violence in America

Robert Pape

Director, University of Chicago Project on Security and Threats (CPOST)  
Professor, Political Science, University of Chicago

April 30, 2023

**Chicago Project on Security and Threats**

University of Chicago  
Pick Hall Suite 418  
5828 S. University Avenue  
Chicago, Illinois 60637  
<http://cpost.uchicago.edu>

## Introduction

With this report, CPOST is pleased to introduce its new “Political and Violent Dangers to Democracy” Tracker, the most comprehensive and rolling picture of the key trends in the magnitude of anti-democratic (and pro-democratic) sentiments in the US adult population related to the future of American democracy now available. In recent years, CPOST and other scholars have called attention to various political and violent dangers to democracy related to the deep distrust of democratic institutions, dangerous political conspiracy theories, expressed support for political violence for a range of grievances on both the political Right and Left, and public yearning for bipartisan political solutions to protect American democracy going forward. With CPOST’s new tracker, these critical issues can now be presented as a comprehensive picture of state of the public mind on dangers to democracy, measured in a unified, high quality, reliable nationally representative survey conduct by CPOST and NORC at the University of Chicago, fielded March 31-April 6, 2023, N= 4046 adults age 18+, and margin of error of +/- 2.15% and compared to previous CPOST/NORC surveys in September 2022 and January 2023, N= 3000, MOE = 2.95.

Above all, the “Dangers to Democracy” Tracker shows a truly disturbing picture of the landscape of attitudes on democracy in the US general population. Beyond any one individual issue, the composite of the full range of political and violent dangers to democracy and their trajectory shows that public attitudes on these issues are not improving -- indeed about half of the measures are more disturbing since fall of 2022. This means that despite the resounding public rejection of “election deniers” and politicians viewed as threatening democracy in the 2022 mid-term national elections and numerous “election integrity” policies, the state of American democracy remains fragile.

This broad approach to understanding support for political violence from the right and the left is essential to anticipating flashpoints and critical for developing effective strategies to address and mitigate risks from wherever they arise to threaten the health and stability of American democracy.

The great strength of America's democracy is resilience in the face of serious challenge, resilience that starts with informed public debate. The "dangers to democracy" tracker shows there is tremendous work to do -- and that it is important to get to work as we begin to head into the 2024 election season.

Beyond the new tracker, this report also delves more deeply into numerous crucial issues explored in the April 2023 survey and finds:

- (1) The size of the pro-Trump “Insurrectionist Movement” remains highly stable. In September 2022, 5% of Americans believed force was justified to restore Trump to the presidency. Today that number is the same, at 5%. In our new survey, we also asked those who neither agreed nor disagreed about their leaning, and found 12% of these or 4 million lean toward agreeing that force is justified to restore Trump. This suggests our previous surveys have underestimated the true level of force for Trump by effectively counting all the ambivalent as not agreeing. When we add these 4 million from the ambivalent to the explicit support for force to restore Trump, we now have a more accurate estimate of the size of the insurrectionist movement – as of April 2023, about 17 million.
- (2) Support for violence in addressing causes on the Left is also stable from September 2022 to April 2023 across a variety of grievances (restore abortion rights, protect minority voting rights, prevent police brutality against minorities), remains sizable, and comes predominantly from Democrats. Overall, support for political violence continues to extend across party lines.
- (3) Support for political violence against members of Congress and on government officials grew from 9% (equivalent of 23 million adults) in January 2023 to 12.5% or (the equivalent of 32 million adults) in April

2023 and continues to come almost equally from the Right and Left. The 32 million breaks down as 10 million Republicans, 8 million Democrats, and 5 million Independents.

- (4) Our new survey asked questions about commitment of the public to the US Constitution and remaining politically united as a nation and found disturbingly: 12% or 31 million adults agree that the “US Constitution should be ignored” (about evenly across parties), while 16% or 41 million adults favor the “United States having a national divorce.” Importantly, support for national divorce remains at disturbing levels when high consequences are added, with 7% (18 million adults) favoring a national divorce even if “thousands of people are injured or killed” and 7% (18 million adults) even if it means “China would replace the United States as the world’s only superpower.” Republicans are more than twice as likely to favor national divorce across all these questions.
- (5) There is also good news. Our April 2023 survey found that 77% of the public supports bipartisan solutions to American political violence, a stable level since January 2023 and indicating that Americans are *not* polarized on this crucial issue and pointing the way forward for political leaders to work together to prevent political violence in the future.

Since June 2021, the University of Chicago Project on Security and Threats has conducted seven nationally representative surveys of violent sentiments for political causes among American adults. These surveys are fielded by the highly reputable NORC at the University of Chicago using the gold standard of polling methodologies – drawing large random samples from panels of 50,000 individuals matched to the US population on dozens of demographic, socio-economic, political, and other factors.

Our seventh and most recent CPOST/NORC survey on political violence was fielded March 31 to April 6, 2023 and randomly sampled 4,046 American adults, with a margin of error of about 2.1 percent. This survey asks questions to understand the scope and drivers for political violence in America to examine violent support for both right and left-wing causes. Like the previous six CPOST/NORC surveys, we track “Insurrectionist Movement” characterized by support for violence to restore former president Donald Trump to the presidency. But we also widen the aperture to understand support for violence in relation to police brutality, abortion rights, and minority voting rights.

This broad approach to understanding support for political violence from the right and the left is essential to anticipating flashpoints and critical for developing effective strategies to address and mitigate risks from wherever they arise to threaten the health and stability of American democracy.

The remainder of the report delves into these findings in greater detail. The topline survey results are included as an appendix to this report.

### ***New “Political and Violent Dangers to Democracy” Tracker***

To gain a more complete understanding of the fragility of American democracy in the US population, with our new April 2023 survey, we create a new composite “Dangers to Democracy” tracker, surveying a) distrust of American democracy; b) political conspiracy theories; c) support for political violence; and opposition to political violence. Since CPOST has in fact been asking many of these questions in our previous surveys, the tracker allows us to follow not only the magnitude of public support but also change over time.

# TRACKING DANGERS TO DEMOCRACY



## Estimated Number of Americans who Agree:

	Sept 2022	Jan 2023	April 2023
<b>DISTRUST OF AMERICAN DEMOCRACY</b>			
Elections won't solve America's fundamental problems	111 Million	126 Million	142 Million
Political elites, both Republicans and Democrats, are the most immoral and corrupt people in America		108 Million	124 Million
A small group of elites controls all the levers of power and enrich themselves at the cost of normal Americans		139 Million	132 Million
<b>POLITICAL CONSPIRACY THEORIES</b>			
2020 Election Stolen and Biden is Illegitimate	57 Million	54 Million	52 Million
The Democratic Party is trying to replace the current electorate with new people, more obedient voters from the Third World	54 Million	54 Million	67 Million
A secret group of Satan-worshipping pedophiles is ruling the US government	23 Million	28 Million	26 Million
<b>SUPPORT FOR POLITICAL VIOLENCE</b>			
Force Justified to Coerce Congress or Government Officials		23 Million	32 Million
Force Justified to Restore Trump to White House	13 Million	13 Million	12 Million
Force Justified to Restore Abortion Rights	21 Million	21 Million	22 Million
Favor "National Divorce" even if 1,000s injured or killed			19 Million
<b>OPPOSITION TO POLITICAL VIOLENCE</b>			
Support for Bipartisan Statement vs. Political Violence		204 Million	200 Million

Source: CPOST/NORC surveys, September 2022 (MoE ± 2.4%), January 2023 (± 2.95%), and April 2023 (± 2.15%). Numbers based on an estimated total adult population of 258,000,000 (2020 census).

The value of the “Dangers to Democracy” Tracker is that, for the first time, we can see the broad landscape of issues that scholars of American democracy and political violence have been concerned about in recent years. This allows us to follow the trajectory of these important issues in the public mind, enabling us to see that:

- (1) Americans are deeply distrustful of democracy, with majorities or near majorities of American adults lacking confidence that American elections can serve their basic function of resolving critical political problems, the political leaders of both major parties are the most corrupt and immoral people in America, and a small group of elites controls the levers of power and uses them to enrich and empower themselves at the expense of the American people. Although there are modest differences, these results generally hold across parties, *as the lowest level of support for these beliefs by party is 40% (among Democrats for the last two questions), while about 60% of both Democrats and Republicans agree with the first.*
- (2) Americans are deeply and persistently committed to the most commonly discussed political conspiracy theories, with the most prominent far right extremist beliefs that the 2020 election was stolen and the Democratic Party is deliberately replacing the current electorate with more politically favorable immigrants as well as the more politically balanced belief in the QAnon conspiracy remaining at or above their September 2022 levels as measured in April 2023.
- (3) Sizable factions of Americans support the use of force for political goals related to both the Right (force to restore Trump) and the Left (force to restore federal abortion rights), while significant numbers of Americans across both parties support the use of force against members of Congress and favor a “national divorce” even if thousands are injured or killed.
- (4) The good news: Overwhelming majorities of Americans – extending across both parties – strongly oppose the use of violence for political goals, a strong, but largely un-mobilized counterweight to other disturbing trends on the tracker.

Importantly, the trajectories show that, across all the dimensions, the numbers are either flat or becoming more concerning consistently from September 2022 through January 2023 to April 2023.

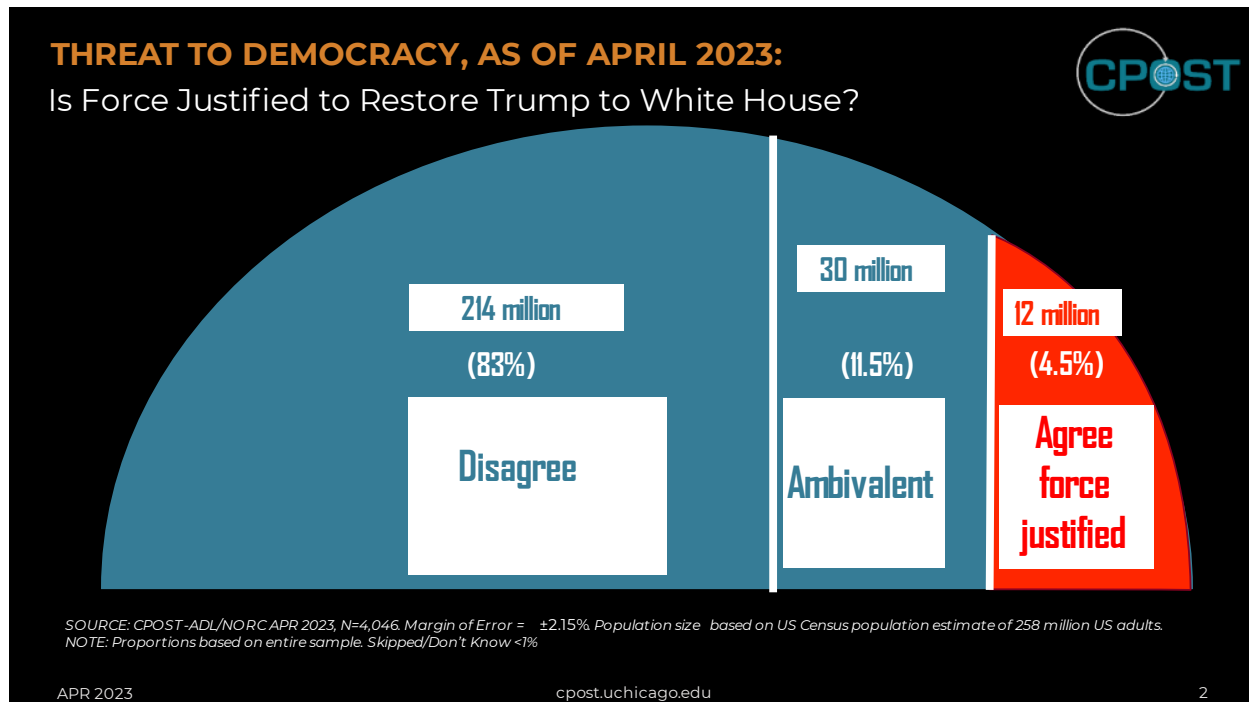
Both the levels of public support and their trajectories suggests that:

- (1) American democracy remains fragile even after the 2022 midterms when a majority of Americans rejected candidates viewed as “election deniers” and dangers to democracy.
- (2) Current campaigns against disinformation and in support of election integrity are not working, at least with respect to changing attitudes within the American public.
- (3) Opportunities to push back against the political and violent dangers to democracy exist, because the Republican and Democratic publics are not polarized on this issue and most in both parties support bipartisan political solutions by their political leaders.

### **The Continued Stabilization of the pro-Trump Insurrectionist Movement**

To assess the strength of the pro-Trump insurrectionist movement, the crucial question asked respondents whether they agreed, “the use of force is justified to restore Donald Trump to the presidency,” which we have asked, word for word, in four surveys over the past 18 months.


As the chart below shows, 4.5 percent of American adults – the equivalent of 12 million Americans -- now agree with that statement.



This number is only slightly different than our September 2022 and January 2023 estimates, only a .5% difference that is well within the margin of error of 2.1% for the April survey. Thus, we are now seeing solid stabilization over the past 7 months, despite the results of the 2022 midterms, Republicans taking control of the

US House of Representatives in January 2023, and the news of the impending Trump indictment in late March 2023.

**Insurrectionist Movement Steady After Mid 2022 Decline**



**Movement Stable for Last 6 Months**

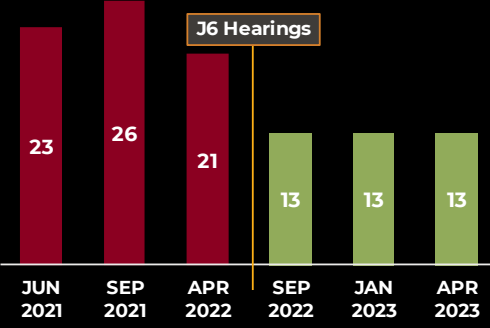
- 2022 mid-term elections did not increase or decrease the movement
- However, there were also no calls for violence or even mass protests by election deniers.

**Caution:**

- The 10 million remains a large mass of kindling waiting for an incendiary moment
- Decline may reverse with the coming 2024 election season, especially if political leaders issue calls to action

**“The use of force is justified to restore Donald Trump to the presidency.”**

**Estimated Adults Agreeing (Millions)**



Month	Year	Estimated Adults Agreeing (Millions)
JUN	2021	23
SEP	2021	26
APR	2022	21
SEP	2022	13
JAN	2023	13
APR	2023	13

Source: CPOST/NORC SEP 2021; APR 2022; SEP 2022; JAN 2023; CPOST/ADL NORC APR 2023.

APR 2023
cpost.uchicago.edu
13

### ***Violent Support for Multiple Political Causes on the Right***

To assess whether political violent sentiments on the Right are evolving and/or spreading to other political issues beyond the alleged stolen election in 2020, it is important to ask questions related to specific political grievances not necessarily related to pro-Trump and/or stolen election issues. Hence, CPOST asked the questions whether respondents agreed, “the use of force is justified to prevent the federal government from prosecuting Donald Trump” and “the use of force is justified to preserve the rights of whites.”

As the charts below shows, 6 percent of American adults – the equivalent of 15 million -- now agree with the statement on Trump prosecution, while 6% -- the equivalent of 15 million adults -- agreed with the statement on white rights.

## AMERICANS WHO BELIEVE FORCE JUSTIFIED TO...



4.5% =  
12 million

...restore Trump to the presidency

6% =  
15 million

...prevent prosecution of Trump

6% =  
15 million

...preserve the rights of whites

SOURCE: CPOST-ADL/NORCAPR 2023, N=4,046. Margin of Error = ±2.15%. Population size based on US Census population estimate of 258 million US adults.

APR 2023

cpost.uchicago.edu

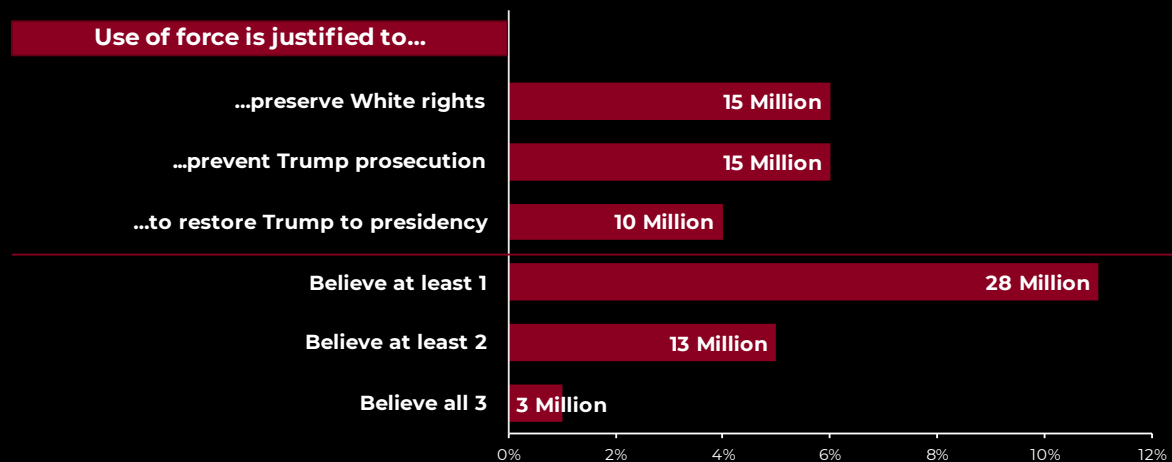
7

However, violent support for far right grievances are not shared by the same people across the three grievances. As we see below, a total of 28 million people – 11 % of the population – supports the use of force for at least one of these three far right grievances, while 13 million agree with at least two, and 3 million with all three.

## 28 MILLION SUPPORT USE OF FORCE FOR AT LEAST ONE



Estimated Americans agreeing force justified to address political grievances on Right



SOURCE: CPOSTADL/NORCAPR 2023, N=4,046. Margin of Error =±2.15%. Population size based on US Census population estimate of 258 million US adults.NOTE: Proportions based on entire sample. Skipped/Don't Know <1%

APR 2023

cpost.uchicago.edu

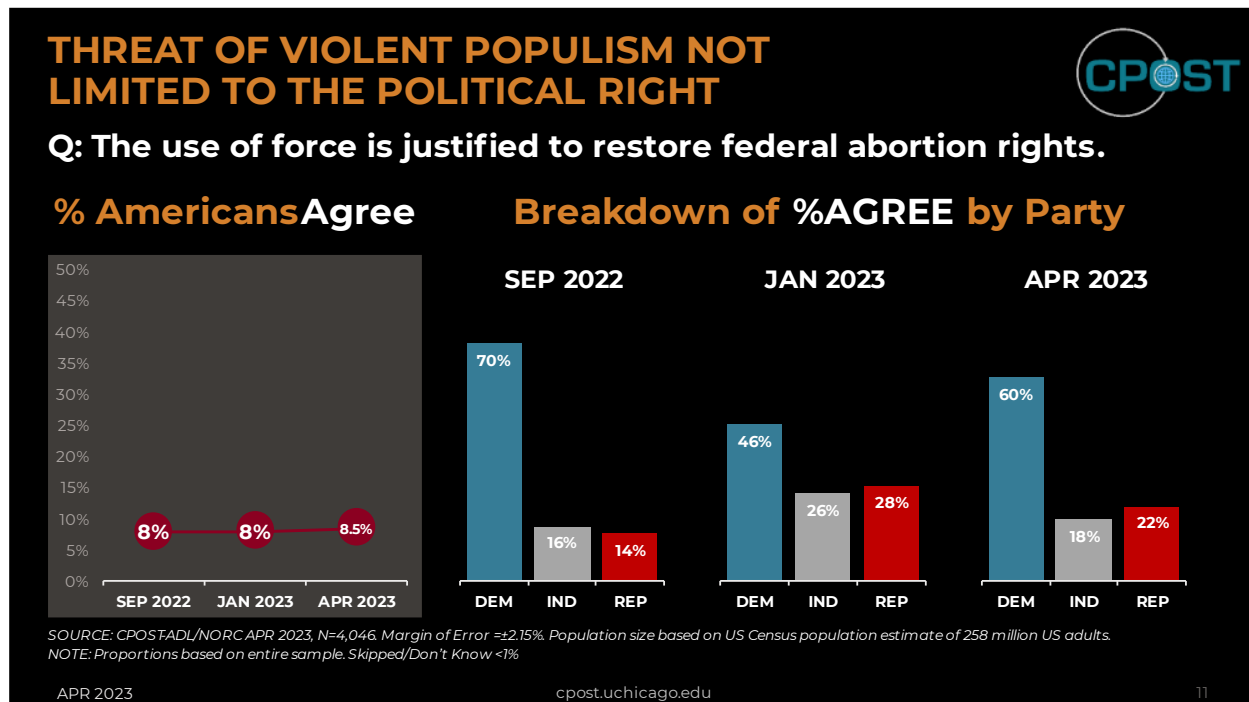
8

Given this finding, it is important to recognize that support for the use of force for any one specific grievance under-weights the extend of support for violence for far right grievances as a whole.

### Support for Political Violence from the Left

Our survey also asked a variety of questions related to potential political violence from the left, focusing on grievances where there may be violent mobilization across the political spectrum, not just simply from the right.

As in our September 2022 survey and our January 2023 survey, our new April 2023 survey found that there are millions of Democrats with violent sentiments related to far Left grievances, specifically restoring the federal right to abortion, preventing police brutality against minorities, and defending minority voting rights. As the chart below shows, Democrats make up strong majorities among those supporting force for these causes.



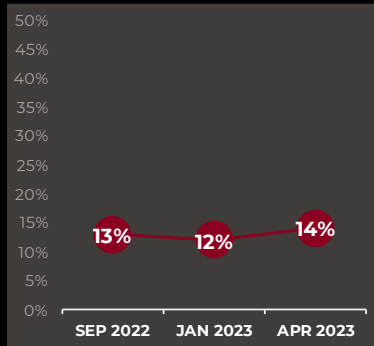


# THREAT OF VIOLENT POPULISM NOT LIMITED TO THE POLITICAL RIGHT

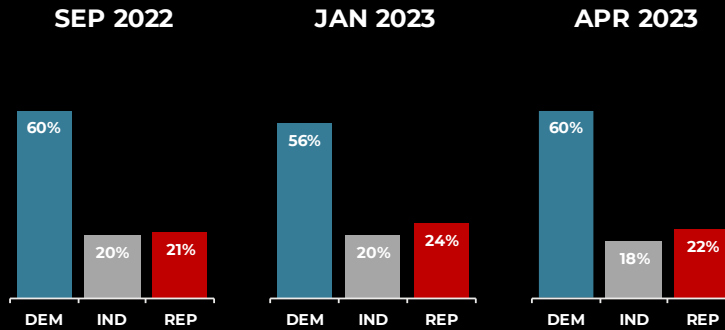


**Q: The use of force is justified to protect voting rights of Black Americans and other minorities.**

## % Americans Agree



## Breakdown of %AGREE by Party



SOURCE: CPOSTADL/NORC APR 2023, N=4,046. Margin of Error =±2.15%. Population size based on US Census population estimate of 258 million US adults. NOTE: Proportions based on entire sample. Skipped/Don't Know <1%

APR 2023

cpost.uchicago.edu

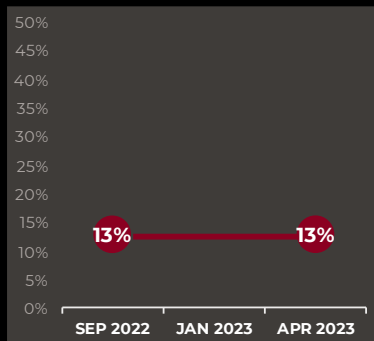
12

# THREAT OF VIOLENT POPULISM NOT LIMITED TO THE POLITICAL RIGHT




**Q: Use of force is justified to prevent police brutality against Black Americans and other minorities.**

## % Americans Agree



## Breakdown of %AGREE by Party



SOURCE: CPOSTADL/NORC APR 2023, N=4,046. Margin of Error =±2.15%. Population size based on US Census population estimate of 258 million US adults. NOTE: Proportions based on entire sample. Skipped/Don't Know <1%

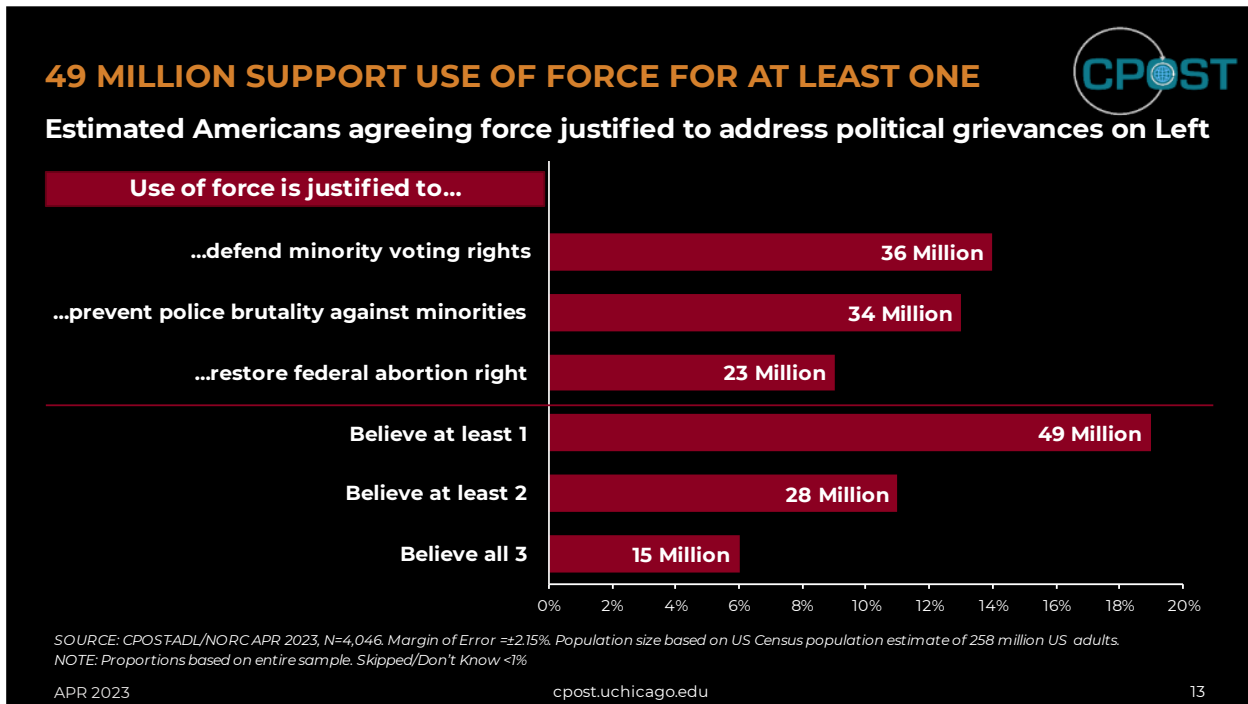
APR 2023

cpost.uchicago.edu

13

As with far Right grievances, however, violent support for far Left grievances are not shared by the same people across the three grievances. As we see below, a total of 49 million people – 19 % of the population – supports

the use of force for at least one of these three far right grievances, while 28 million agree with at least two, and 15 million with all three.

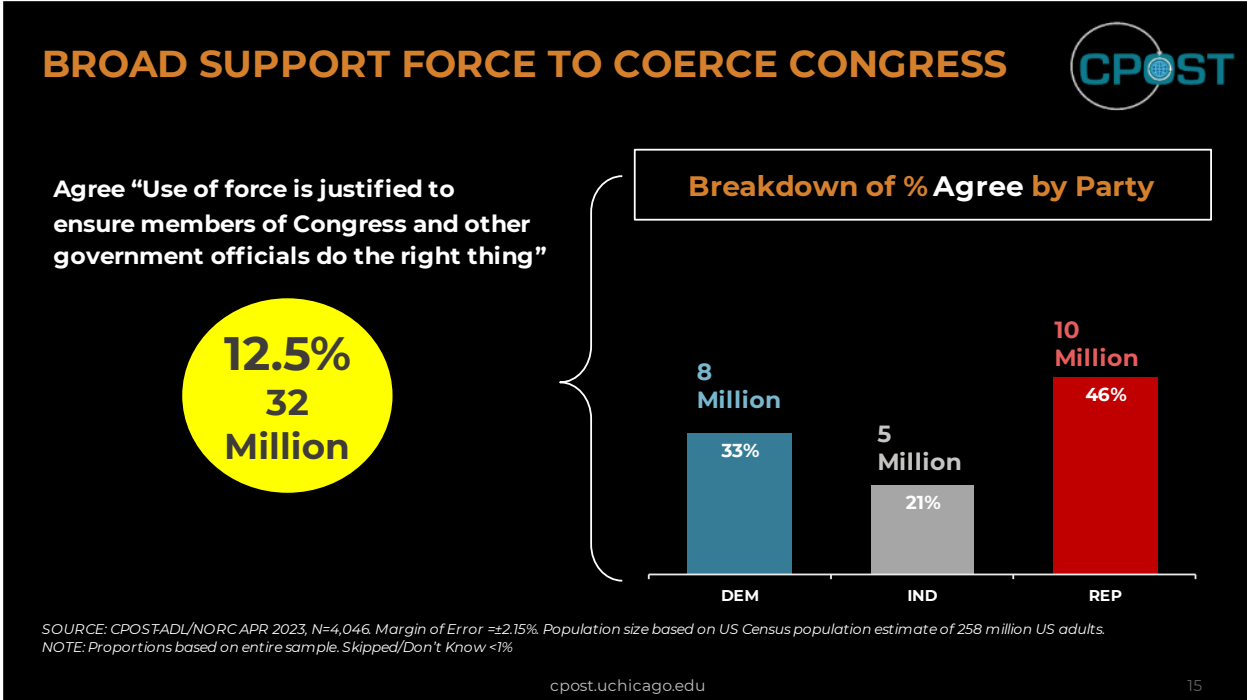


### **Support for Political Violence across both the Right and the Left**

Overall, the above data shows that there is significant support for violence across both the right and the Left amounting to about 30% of the US population of adults – well over 50 million people, even accounting for the margins of error -- for at least one of the six total Right and Left grievances measured.

To see another measure across parties, we also measure support for political violence against a specific target may be broadly shared across the Left/Right political divide. Importantly, “shared” support in a specific context does not mean shared underlying grievances across Left/Right issues. Still, understanding shared political grievances among Republicans and Democrats (and Independents) is helpful to understanding the general nature of politically violent radicalization in the United States.

To assess the existence of politically “shared” support for force, the survey asked whether respondents agreed that “the use of force is justified to ensure members of Congress and other government officials do the right thing.”



As the chart above shows, 12.5 percent of American adults – the equivalent of 32 million people – agree that the use of force is justified against members of Congress and other government officials. The breakdown by party shows that this support is broadly shared across the political spectrum, with the 32 million breaking down as 10 million Republicans, 8 million Democrats, and 5 million Independent.

This finding may help to explain the rising levels of threats against members of Congress and other government officials, who become the target of both Left and Right radicalization. In our last report, we noted that this finding suggests that a project designed to assess and track those threats in detail and across time is important. CPOST is now undertaking this project and expects results by fall 2023.

***Vast Support for Bipartisan Solutions to Political Violence across both the Right and the Left***

Our previous surveys indicated opportunities to mobilize a vast bipartisan coalition among the Americans to oppose political violence. This data led to detailed presentations and recommendations on communication strategies to encourage Republicans, Independents, and Democrats to oppose the political violent threats to our democracy. Indeed, there were major political communications to country consistent with the data and recommendation by the White House prior to the mid-term elections, which may explain the surprising results that occurred.

To probe the US public directly on this issue, our January 2023 survey asked if respondents agree, “Republicans and Democrats in Congress should make a joint statement condemning any political violence in America.”

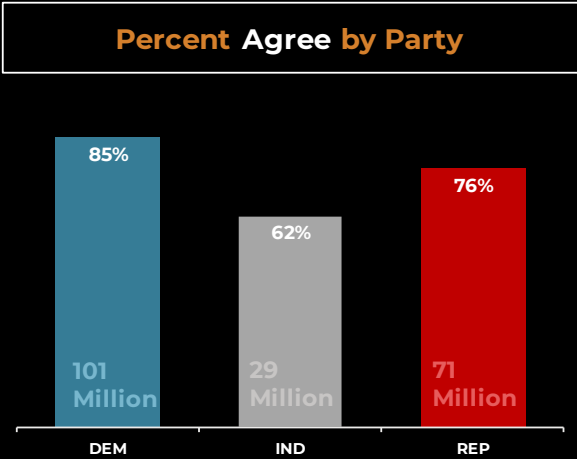
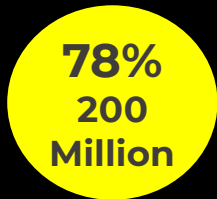
As the chart below shows, 78 percent of American adults – the equivalent of 200 million people -- agree with that statement. These 200 million represent the vast majority of Democrats (85%), Republicans (76%), and Independents (62%).

## GOOD NEWS



### Strong Support for Bipartisan Coalition vs Political Violence

Agree “Republicans and Democrats in Congress should make a joint statement condemning any political violence in America.”



SOURCE: CPOSTADL/NORC APR 2023, N=4,046. Margin of Error  $\pm 2.15\%$ . Population size based on US Census population estimate of 258 million US adults.  
NOTE: Proportions based on entire sample. Skipped/Don't Know <1%

cpost.uchicago.edu

17

This strong support for bipartisan solutions to political violence in America comes as extremely good news, especially since the results are highly consistent with our January 2023 survey on this question. The magnitude and consistent trajectory of opposition to political violence shows that the overwhelming majority of Americans are **not** polarized on the preventing violent threats to our democracy and provides a roadmap endorsed by the public for America political leaders to follow to prevent political violence in the future.

### Conclusion

The best course to defend democracy in the coming months is going further down the path that has achieved progress. The wedge issue that works for democracy is opposition to violence itself. So, **our leaders across the political spectrum should mobilize the vast majority of both Republicans and Democrats who oppose political violence and support peaceful means of resolving disputes. The results of the mid-term elections on November 8, 2022 provide evidence that this approach can work. Our leaders should follow up this momentum to endorse more bipartisan solutions to safeguard American democracy going forward.**

## ***Acknowledgements***

Senior Research Associates Keven Ruby, PhD and Kyle Larson, PhD contributed to the analysis presented in this report.

## ***Support***

Funding for the April 2023 CPOST/NORC survey and analysis was provided by the University of Chicago, the Pritzker Military Foundation on behalf of the Pritzker Military Museum & Library, Fouad ElNaggar, the Anti-Defamation League, the Hopewell Fund, and contributions from the CPOST board of directors.

## ***About CPOST***

The University of Chicago Project on Security and Threats' mission is to advance faculty research on national and international security affairs, pursuing policy-relevant basic research. Since forming in 2004, CPOST has long sought to support academic research related to international and domestic security issues, with a particular emphasis on helping that research reach audiences outside academia, both in policy and the general public.

A central feature of CPOST's mission is to support original research on "black hole" topics of security affairs, broadly defined, about which scholars know – as yet – relatively little. Most importantly, the knowledge gained from studying the topic has the potential to impact policy decisions that enhance the security of the United States, nations and peoples around the world.



# **Understanding Support for Political Violence in America**

**Chicago Project on Security and Threats Omnibus Survey,  
NORC 8**

## **TOPLINE**

**Conducted by NORC at the University of Chicago for CPOST**

*Interviews: 3/31 to 4/6/23*

*4,046 adults ages 18+*

*Margin of Error: +/- 2.15 percentage points at the 95% confidence level among all 18+ General Population*

*Note: All results show percentages among all respondents, unless otherwise labeled.*

*Percentages may not always sum to 100%.*

[q1a] [I am concerned about losing my primary source of income in the next 12 months.] To what extent do you agree or disagree with the following statements?

<i>CPOST/NORC</i> 3/31 to 4/06/23	Total	Dem	Ind	Rep
Strongly agree	<b>7.9%</b>	9.2%	9.2%	5.7%
Agree	<b>13.9%</b>	13.0%	15.3%	14.4%
Neither agree nor disagree	<b>21.0%</b>	18.8%	29.4%	19.8%
Disagree	<b>30.4%</b>	31.8%	24.2%	31.7%
Strongly disagree	<b>26.6%</b>	27.1%	21.7%	28.3%
DON'T KNOW	<b>0.0%</b>	0.1%	0.0%	0.0%
SKIPPED ON WEB	<b>0.1%</b>	0.0%	0.1%	0.3%
<i>N=</i>	4046	1836	639	1566

[q1b] [The 2020 election was stolen from Donald Trump and Joe Biden is an illegitimate president.] To what extent do you agree or disagree with the following statements?

<i>CPOST/NORC</i> 3/31 to 4/06/23	Total	Dem	Ind	Rep
Strongly agree	<b>10.8%</b>	2.1%	7.6%	23.7%
Agree	<b>9.4%</b>	1.6%	7.2%	20.6%
Neither agree nor disagree	<b>19.1%</b>	6.3%	34.2%	28.0%
Disagree	<b>11.9%</b>	9.7%	15.2%	13.1%
Strongly disagree	<b>48.6%</b>	80.3%	35.7%	14.3%
DON'T KNOW	<b>0.0%</b>	0.0%	0.0%	0.0%
SKIPPED ON WEB	<b>0.2%</b>	0.1%	0.1%	0.3%
REFUSED	<b>0.0%</b>	0.0%	0.0%	0.0%
<i>N=</i>	4046	1836	639	1566

[q1c] [The people who stormed the Capitol on January 6th to stop the certification of the 2020 election results are patriots.] To what extent do you agree or disagree with the following statements?

<i>CPOST/NORC</i> 3/31 to 4/06/23	Total	Dem	Ind	Rep
Strongly agree	<b>3.7%</b>	2.1%	2.2%	6.6%
Agree	<b>7.1%</b>	2.4%	5.9%	13.8%
Neither agree nor disagree	<b>26.0%</b>	10.1%	37.4%	40.7%
Disagree	<b>15.0%</b>	9.4%	17.2%	21.3%
Strongly disagree	<b>47.6%</b>	75.5%	36.5%	17.4%
DON'T KNOW	<b>0.2%</b>	0.3%	0.2%	0.0%
SKIPPED ON WEB	<b>0.3%</b>	0.2%	0.6%	0.2%
REFUSED	<b>0.0%</b>	0.0%	0.0%	0.0%
<i>N=</i>	4046	1836	639	1566

[q1d] [I would vote for Trump in the 2024 presidential election even if he does not run as a Republican.] To what extent do you agree or disagree with the following statements?

<i>CPOST/NORC</i> <i>3/31 to 4/06/23</i>	Total	Dem	Ind	Rep
Strongly agree	<b>10.4%</b>	1.8%	6.7%	23.5%
Agree	<b>8.7%</b>	2.8%	7.4%	16.6%
Neither agree nor disagree	<b>16.1%</b>	5.8%	28.2%	23.4%
Disagree	<b>12.2%</b>	6.4%	16.3%	17.7%
Strongly disagree	<b>52.4%</b>	83.0%	40.9%	18.4%
DON'T KNOW	<b>0.1%</b>	0.2%	0.2%	0.0%
SKIPPED ON WEB	<b>0.2%</b>	0.0%	0.3%	0.4%
REFUSED	<b>0.0%</b>	0.0%	0.0%	0.0%
<i>N=</i>	<i>4046</i>	<i>1836</i>	<i>639</i>	<i>1566</i>

[q1e\_0] [I would anonymously report to the FBI a co-worker whom I know broke into the Capitol on January 6, 2021] To what extent do you agree or disagree with the following statements?

<i>CPOST/NORC</i> <i>3/31 to 4/06/23</i>	Total	Dem	Ind	Rep
Strongly agree	<b>30.8%</b>	49.8%	20.5%	11.5%
Agree	<b>20.0%</b>	23.8%	17.7%	16.2%
Neither agree nor disagree	<b>28.0%</b>	17.1%	39.6%	35.7%
Disagree	<b>10.0%</b>	4.7%	10.0%	17.0%
Strongly disagree	<b>10.8%</b>	4.2%	10.9%	19.5%
DON'T KNOW	<b>0.2%</b>	0.5%	0.0%	0.0%
SKIPPED ON WEB	<b>0.3%</b>	0.0%	1.3%	0.0%
<i>N=</i>	<i>2024</i>	<i>936</i>	<i>330</i>	<i>756</i>

[q1e\_1] [I would anonymously report to the FBI a co-worker whom I know set a police car on fire during an anti-police protest] To what extent do you agree or disagree with the following statements?

<i>CPOST/NORC</i> <i>3/31 to 4/06/23</i>	Total	Dem	Ind	Rep
Strongly agree	<b>35.0%</b>	33.1%	28.3%	40.3%
Agree	<b>27.7%</b>	25.3%	19.6%	34.1%
Neither agree nor disagree	<b>26.0%</b>	27.9%	37.0%	18.7%
Disagree	<b>6.0%</b>	6.2%	7.2%	5.3%
Strongly disagree	<b>4.6%</b>	7.0%	5.3%	1.3%
DON'T KNOW	<b>0.0%</b>	0.0%	0.0%	0.0%
SKIPPED ON WEB	<b>0.7%</b>	0.4%	2.6%	0.4%
<i>N=</i>	<i>2022</i>	<i>900</i>	<i>309</i>	<i>810</i>

[q1f\_0] [Militias like the Oath Keepers and groups like the Proud Boys are needed to defend liberty in America.] To what extent do you agree or disagree with the following statements?



<i>CPOST/NORC</i> 3/31 to 4/06/23	Total	Dem	Ind	Rep
Strongly agree	<b>3.6%</b>	2.2%	2.4%	6.2%
Agree	<b>5.6%</b>	4.0%	4.7%	8.3%
Neither agree nor disagree	<b>27.7%</b>	8.2%	45.4%	43.3%
Disagree	<b>16.4%</b>	9.8%	14.7%	26.2%
Strongly disagree	<b>46.0%</b>	75.5%	30.4%	15.7%
DON'T KNOW	<b>0.1%</b>	0.1%	0.2%	0.2%
SKIPPED ON WEB	<b>0.5%</b>	0.2%	2.2%	0.1%
<i>N=</i>	2024	936	330	756

[q1f\_1] [Left-wing militant movements like Antifa are needed to defend liberty in America.] To what extent do you agree or disagree with the following statements?

<i>CPOST/NORC</i> 3/31 to 4/06/23	Total	Dem	Ind	Rep
Strongly agree	<b>2.9%</b>	4.1%	1.6%	2.0%
Agree	<b>4.1%</b>	4.9%	3.9%	3.2%
Neither agree nor disagree	<b>28.1%</b>	28.1%	41.3%	22.2%
Disagree	<b>20.0%</b>	19.3%	18.6%	21.5%
Strongly disagree	<b>43.2%</b>	42.3%	30.7%	50.0%
DON'T KNOW	<b>0.5%</b>	0.1%	1.2%	0.5%
SKIPPED ON WEB	<b>1.2%</b>	1.2%	2.7%	0.6%
<i>N=</i>	2022	900	309	810

[q2a] [The use of force by ordinary citizens is sometimes necessary to achieve political goals that I support.] To what extent do you agree or disagree with the following statements?

<i>CPOST/NORC</i> 3/31 to 4/06/23	Total	Dem	Ind	Rep
Strongly agree	<b>3.6%</b>	2.7%	3.3%	4.8%
Agree	<b>10.3%</b>	8.7%	14.7%	10.2%
Neither agree nor disagree	<b>21.2%</b>	14.1%	31.6%	25.0%
Disagree	<b>30.5%</b>	29.7%	22.4%	35.4%
Strongly disagree	<b>34.3%</b>	44.7%	27.5%	24.3%
DON'T KNOW	<b>0.0%</b>	0.0%	0.0%	0.0%
SKIPPED ON WEB	<b>0.2%</b>	0.0%	0.2%	0.3%
REFUSED	<b>0.0%</b>	0.0%	0.1%	0.0%
<i>N=</i>	4046	1836	639	1566

[q2b] [I would personally use force to achieve political goals that I support.] To what extent do you agree or disagree with the following statements?

<i>CPOST/NORC</i> 3/31 to 4/06/23	Total	Dem	Ind	Rep
Strongly agree	<b>2.1%</b>	1.6%	2.7%	2.5%
Agree	<b>4.1%</b>	3.2%	6.5%	4.2%
Neither agree nor disagree	<b>15.9%</b>	10.8%	24.1%	18.2%
Disagree	<b>29.9%</b>	27.1%	24.4%	36.0%
Strongly disagree	<b>47.8%</b>	57.2%	42.1%	38.6%
SKIPPED ON WEB	<b>0.2%</b>	0.0%	0.2%	0.5%
<i>N=</i>	4046	1836	639	1566

[q2c] [The use of force is justified to restore Donald Trump to the presidency.] To what extent do you agree or disagree with the following statements?

<i>CPOST/NORC</i> 3/31 to 4/06/23	Total	Dem	Ind	Rep
Strongly agree	<b>1.9%</b>	1.2%	2.0%	2.9%
Agree	<b>2.5%</b>	1.1%	3.0%	4.1%
Neither agree nor disagree	<b>12.3%</b>	4.2%	22.1%	17.8%
Disagree	<b>19.1%</b>	9.8%	18.5%	31.7%
Strongly disagree	<b>63.8%</b>	83.7%	54.3%	42.9%
DON'T KNOW	<b>0.0%</b>	0.0%	0.0%	0.1%
SKIPPED ON WEB	<b>0.3%</b>	0.1%	0.1%	0.5%
<i>N=</i>	4046	1836	639	1566

[q2d] [Use of force is justified to prevent the prosecution of Donald Trump.] To what extent do you agree or disagree with the following statements?

<i>CPOST/NORC</i> 3/31 to 4/06/23	Total	Dem	Ind	Rep
Strongly agree	<b>2.6%</b>	1.9%	2.3%	3.8%
Agree	<b>3.5%</b>	1.8%	3.2%	5.8%
Neither agree nor disagree	<b>14.5%</b>	6.8%	24.1%	19.4%
Disagree	<b>19.8%</b>	11.0%	20.2%	31.2%
Strongly disagree	<b>59.0%</b>	78.2%	49.2%	39.1%
DON'T KNOW	<b>0.1%</b>	0.0%	0.0%	0.1%
SKIPPED ON WEB	<b>0.5%</b>	0.3%	1.0%	0.6%
<i>N=</i>	4046	1836	639	1566

[q2e] [Use of force is justified to ensure members of Congress and other government officials do the right thing.] To what extent do you agree or disagree with the following statements?

<i>CPOST/NORC</i> 3/31 to 4/06/23	Total	Dem	Ind	Rep
Strongly agree	<b>3.8%</b>	3.1%	4.4%	4.6%
Agree	<b>8.6%</b>	7.6%	6.8%	10.7%
Neither agree nor disagree	<b>19.2%</b>	12.1%	31.3%	22.2%
Disagree	<b>23.0%</b>	18.4%	19.7%	30.7%
Strongly disagree	<b>44.6%</b>	58.7%	37.1%	30.4%
DON'T KNOW	<b>0.1%</b>	0.0%	0.5%	0.1%
SKIPPED ON WEB	<b>0.6%</b>	0.1%	0.1%	1.4%
<i>N=</i>	4046	1836	639	1566

[q2f] [Use of force is justified to prevent the teaching of CRT in schools.] To what extent do you agree or disagree with the following statements?

<i>CPOST/NORC</i> 3/31 to 4/06/23	Total	Dem	Ind	Rep
Strongly agree	<b>2.2%</b>	1.2%	2.0%	3.5%
Agree	<b>5.2%</b>	2.0%	4.7%	9.7%
Neither agree nor disagree	<b>19.8%</b>	11.2%	33.9%	23.7%
Disagree	<b>19.9%</b>	13.2%	17.0%	29.9%
Strongly disagree	<b>51.4%</b>	70.9%	41.0%	31.4%
DON'T KNOW	<b>0.3%</b>	0.3%	0.4%	0.3%
SKIPPED ON WEB	<b>1.2%</b>	1.1%	0.8%	1.4%
REFUSED	<b>0.0%</b>	0.0%	0.1%	0.0%
<i>N=</i>	4046	1836	639	1566

[q2g] [The use of force is justified to preserve the rights of whites.] To what extent do you agree or disagree with the following statements?

<i>CPOST/NORC</i> 3/31 to 4/06/23	Total	Dem	Ind	Rep
Strongly agree	<b>2.0%</b>	1.8%	1.1%	2.7%
Agree	<b>4.3%</b>	1.8%	5.5%	6.9%
Neither agree nor disagree	<b>14.9%</b>	6.7%	24.1%	20.7%
Disagree	<b>20.3%</b>	13.9%	19.3%	29.0%
Strongly disagree	<b>57.8%</b>	75.2%	49.5%	39.5%
DON'T KNOW	<b>0.0%</b>	0.0%	0.0%	0.0%
SKIPPED ON WEB	<b>0.7%</b>	0.5%	0.4%	1.2%
<i>N=</i>	4046	1836	639	1566

[q2h] [The use of force is justified to restore the federal right to abortion.] To what extent do you agree or disagree with the following statements?

<i>CPOST/NORC</i> 3/31 to 4/06/23	Total	Dem	Ind	Rep
Strongly agree	<b>2.7%</b>	3.2%	4.0%	1.4%
Agree	<b>5.7%</b>	7.8%	4.7%	3.7%
Neither agree nor disagree	<b>18.3%</b>	15.8%	27.1%	16.9%
Disagree	<b>25.3%</b>	22.1%	20.5%	31.8%
Strongly disagree	<b>47.3%</b>	50.5%	43.2%	45.2%
DON'T KNOW	<b>0.0%</b>	0.0%	0.0%	0.0%
SKIPPED ON WEB	<b>0.8%</b>	0.7%	0.6%	1.0%
<i>N=</i>	4046	1836	639	1566

[q2i] [The use of force is justified to protect the voting rights of Black Americans and other minorities.] To what extent do you agree or disagree with the following statements?

<i>CPOST/NORC</i> 3/31 to 4/06/23	Total	Dem	Ind	Rep
Strongly agree	<b>4.7%</b>	6.4%	3.9%	2.9%
Agree	<b>9.2%</b>	10.8%	7.7%	7.8%
Neither agree nor disagree	<b>20.2%</b>	17.1%	29.7%	19.3%
Disagree	<b>25.0%</b>	21.4%	22.4%	31.0%
Strongly disagree	<b>40.2%</b>	43.8%	35.7%	37.7%
SKIPPED ON WEB	<b>0.8%</b>	0.5%	0.6%	1.3%
<i>N=</i>	4046	1836	639	1566

[q2j] [The use of force against the police is justified to prevent police brutality against Black Americans and other minorities.] To what extent do you agree or disagree with the following statements?

<i>CPOST/NORC</i> 3/31 to 4/06/23	Total	Dem	Ind	Rep
Strongly agree	<b>4.9%</b>	6.0%	4.4%	3.6%
Agree	<b>7.7%</b>	9.2%	7.4%	5.9%
Neither agree nor disagree	<b>18.6%</b>	18.0%	29.0%	14.1%
Disagree	<b>25.2%</b>	22.9%	19.6%	30.9%
Strongly disagree	<b>42.6%</b>	43.1%	38.0%	44.2%
DON'T KNOW	<b>0.1%</b>	0.1%	0.3%	0.0%
SKIPPED ON WEB	<b>1.0%</b>	0.7%	1.3%	1.2%
<i>N=</i>	4046	1836	639	1566

[q2k\_0] Violent attacks on LGBT people are wrong and unjustified.] To what extent do you agree or disagree with the following statements?

<i>CPOST/NORC</i> 3/31 to 4/06/23	Total	Dem	Ind	Rep
Strongly agree	<b>54.1%</b>	70.6%	43.8%	38.0%
Agree	<b>22.1%</b>	12.4%	22.4%	33.9%
Neither agree nor disagree	<b>11.6%</b>	6.0%	24.3%	13.3%
Disagree	<b>5.4%</b>	3.5%	3.1%	8.7%
Strongly disagree	<b>6.2%</b>	6.8%	6.4%	5.4%
SKIPPED ON WEB	<b>0.6%</b>	0.7%	0.0%	0.7%
REFUSED	<b>0.1%</b>	0.1%	0.0%	0.0%
<i>N=</i>	1019	467	148	404

[q2k\_1] Violent attacks on Hispanic immigrants are wrong and unjustified.] To what extent do you agree or disagree with the following statements?

<i>CPOST/NORC</i> 3/31 to 4/06/23	Total	Dem	Ind	Rep
Strongly agree	<b>49.1%</b>	65.9%	40.9%	33.5%
Agree	<b>25.4%</b>	17.1%	23.9%	36.7%
Neither agree nor disagree	<b>13.3%</b>	6.5%	18.1%	18.0%
Disagree	<b>4.2%</b>	2.1%	2.3%	7.8%
Strongly disagree	<b>7.5%</b>	8.5%	13.6%	3.3%
DON'T KNOW	<b>0.2%</b>	0.0%	0.9%	0.2%
SKIPPED ON WEB	<b>0.3%</b>	0.0%	0.4%	0.6%
<i>N=</i>	983	429	157	395

[q2k\_2] Violent attacks on African Americans are wrong and unjustified.] To what extent do you agree or disagree with the following statements?

<i>CPOST/NORC</i> 3/31 to 4/06/23	Total	Dem	Ind	Rep
Strongly agree	<b>49.5%</b>	68.7%	32.2%	33.8%
Agree	<b>24.9%</b>	17.0%	24.5%	35.5%
Neither agree nor disagree	<b>14.5%</b>	7.4%	25.5%	17.4%
Disagree	<b>4.8%</b>	1.9%	8.5%	6.8%
Strongly disagree	<b>5.0%</b>	4.3%	7.9%	4.3%
DON'T KNOW	<b>0.0%</b>	0.1%	0.0%	0.0%
SKIPPED ON WEB	<b>1.3%</b>	0.6%	1.3%	2.3%
<i>N=</i>	1031	484	165	379

[q2k\_3] Violent attacks on Jews are wrong and unjustified.] To what extent do you agree or disagree with the following statements?

<i>CPOST/NORC</i> 3/31 to 4/06/23	Total	Dem	Ind	Rep
Strongly agree	<b>65.6%</b>	69.6%	63.0%	61.1%
Agree	<b>19.2%</b>	15.8%	19.0%	24.3%
Neither agree nor disagree	<b>7.5%</b>	5.8%	12.3%	7.6%
Disagree	<b>2.1%</b>	2.1%	4.4%	0.8%
Strongly disagree	<b>4.6%</b>	5.5%	1.4%	5.1%
SKIPPED ON WEB	<b>0.9%</b>	1.2%	0.0%	1.1%
<i>N=</i>	1013	456	169	388

[q2k\_all] Violent attacks on [Community] people are wrong and unjustified.] To what extent do you agree or disagree with the following statements?

<i>CPOST/NORC</i> 3/31 to 4/06/23	Total	Dem	Ind	Rep
Strongly agree	<b>54.7%</b>	68.8%	45.0%	41.3%
Agree	<b>22.9%</b>	15.5%	22.4%	32.7%
Neither agree nor disagree	<b>11.7%</b>	6.4%	19.9%	14.1%
Disagree	<b>4.1%</b>	2.4%	4.6%	6.1%
Strongly disagree	<b>5.8%</b>	6.2%	7.3%	4.6%
DON'T KNOW	<b>0.1%</b>	0.0%	0.2%	0.0%
SKIPPED ON WEB	<b>0.8%</b>	0.6%	0.4%	1.2%
REFUSED	<b>0.0%</b>	0.0%	0.0%	0.0%
<i>N=</i>	4046	1836	639	1566

[q2l] [Republicans and Democrats in Congress should make a joint statement condemning any political violence in America.] To what extent do you agree or disagree with the following statements?

<i>CPOST/NORC</i> 3/31 to 4/06/23	Total	Dem	Ind	Rep
Strongly agree	<b>53.1%</b>	65.9%	39.2%	43.8%
Agree	<b>24.4%</b>	18.9%	22.6%	32.6%
Neither agree nor disagree	<b>15.6%</b>	9.8%	28.9%	16.4%
Disagree	<b>2.8%</b>	1.8%	3.5%	3.7%
Strongly disagree	<b>3.2%</b>	2.9%	5.2%	2.6%
SKIPPED ON WEB	<b>0.7%</b>	0.7%	0.6%	0.9%
<i>N=</i>	4046	1836	639	1566

[q3a] [Do you own a gun?] Please answer the following questions:

<i>CPOST/NORC</i> 3/31 to 4/06/23	Total	Dem	Ind	Rep
Yes	<b>33.8%</b>	24.2%	29.7%	48.1%
No	<b>65.2%</b>	75.4%	68.6%	50.3%
SKIPPED ON WEB	<b>0.9%</b>	0.2%	1.3%	1.6%
REFUSED	<b>0.2%</b>	0.2%	0.4%	0.0%
<i>N=</i>	4046	1836	639	1566

[q3b] [Are you, or is anyone you know, a member of a left-wing militant movement like Antifa?] Please answer the following questions:

<i>CPOST/NORC</i> 3/31 to 4/06/23	Total	Dem	Ind	Rep
Yes	<b>1.2%</b>	1.4%	1.8%	0.7%
No	<b>98.3%</b>	98.5%	96.9%	98.7%
DON'T KNOW	<b>0.0%</b>	0.0%	0.1%	0.0%
SKIPPED ON WEB	<b>0.5%</b>	0.1%	1.2%	0.4%
REFUSED	<b>0.0%</b>	0.0%	0.0%	0.1%
<i>N=</i>	4046	1836	639	1566

[q3c] [Are you, or is anyone you know, a member of a citizens' militia like the Oath Keepers or Three Percenters, or a right-wing group like the Proud Boys?] Please answer the following questions:

<i>CPOST/NORC</i> 3/31 to 4/06/23	Total	Dem	Ind	Rep
Yes	<b>1.5%</b>	1.4%	0.8%	1.9%
No	<b>97.9%</b>	98.2%	98.0%	97.4%
DON'T KNOW	<b>0.0%</b>	0.0%	0.0%	0.1%
SKIPPED ON WEB	<b>0.6%</b>	0.4%	1.1%	0.6%
REFUSED	<b>0.1%</b>	0.0%	0.1%	0.1%
<i>N=</i>	4046	1836	639	1566

[q4a] [Donald Trump] How favorable is your impression of each of the following, or haven't you heard of them?

<i>CPOST/NORC</i> <i>3/31 to 4/06/23</i>	Total	Dem	Ind	Rep
Very favorable	<b>12.0%</b>	2.1%	8.0%	26.8%
Favorable	<b>15.2%</b>	2.9%	10.6%	33.5%
Neither favorable nor unfavorable	<b>11.8%</b>	4.2%	24.6%	15.1%
Unfavorable	<b>11.1%</b>	9.0%	14.7%	12.3%
Very unfavorable	<b>49.2%</b>	81.1%	41.0%	11.9%
Haven't heard of them	<b>0.4%</b>	0.3%	1.1%	0.3%
DON'T KNOW	<b>0.1%</b>	0.2%	0.0%	0.0%
SKIPPED ON WEB	<b>0.2%</b>	0.3%	0.0%	0.1%
<i>N=</i>	<i>4046</i>	<i>1836</i>	<i>639</i>	<i>1566</i>

[q4b] [Joe Biden] How favorable is your impression of each of the following, or haven't you heard of them?

<i>CPOST/NORC</i> <i>3/31 to 4/06/23</i>	Total	Dem	Ind	Rep
Very favorable	<b>8.4%</b>	17.2%	0.6%	0.9%
Favorable	<b>22.1%</b>	41.7%	9.8%	2.8%
Neither favorable nor unfavorable	<b>20.7%</b>	23.4%	37.0%	9.1%
Unfavorable	<b>16.7%</b>	11.6%	21.7%	20.9%
Very unfavorable	<b>31.0%</b>	5.5%	29.8%	64.7%
Haven't heard of them	<b>0.7%</b>	0.3%	0.9%	1.1%
SKIPPED ON WEB	<b>0.4%</b>	0.4%	0.2%	0.5%
<i>N=</i>	<i>4046</i>	<i>1836</i>	<i>639</i>	<i>1566</i>

[q4c] [Ron DeSantis] How favorable is your impression of each of the following, or haven't you heard of them?

<i>CPOST/NORC</i> <i>3/31 to 4/06/23</i>	Total	Dem	Ind	Rep
Very favorable	<b>9.0%</b>	0.6%	4.6%	22.0%
Favorable	<b>12.7%</b>	2.3%	8.1%	28.4%
Neither favorable nor unfavorable	<b>20.8%</b>	14.5%	32.2%	23.3%
Unfavorable	<b>12.4%</b>	14.6%	14.8%	8.5%
Very unfavorable	<b>29.3%</b>	53.0%	17.5%	4.6%
Haven't heard of them	<b>15.0%</b>	14.2%	21.7%	12.5%
DON'T KNOW	<b>0.2%</b>	0.3%	0.6%	0.0%
SKIPPED ON WEB	<b>0.6%</b>	0.5%	0.5%	0.6%
<i>N=</i>	<i>4046</i>	<i>1836</i>	<i>639</i>	<i>1566</i>



[q4d] [Marjorie Taylor-Green] How favorable is your impression of each of the following, or haven't you heard of them?

<i>CPOST/NORC</i> <i>3/31 to 4/06/23</i>	Total	Dem	Ind	Rep
Very favorable	<b>2.6%</b>	0.6%	0.5%	6.1%
Favorable	<b>5.9%</b>	1.4%	3.1%	13.1%
Neither favorable nor unfavorable	<b>21.9%</b>	13.0%	30.6%	28.9%
Unfavorable	<b>7.9%</b>	6.4%	6.2%	10.6%
Very unfavorable	<b>35.6%</b>	58.7%	26.2%	10.4%
Haven't heard of them	<b>25.2%</b>	19.2%	31.3%	29.8%
DON'T KNOW	<b>0.2%</b>	0.1%	0.5%	0.1%
SKIPPED ON WEB	<b>0.9%</b>	0.6%	1.5%	0.9%
<i>N=</i>	<i>4046</i>	<i>1836</i>	<i>639</i>	<i>1566</i>

[q4e] [George Soros] How favorable is your impression of each of the following, or haven't you heard of them?

<i>CPOST/NORC</i> <i>3/31 to 4/06/23</i>	Total	Dem	Ind	Rep
Very favorable	<b>0.9%</b>	1.3%	0.1%	0.7%
Favorable	<b>3.0%</b>	4.5%	1.3%	2.0%
Neither favorable nor unfavorable	<b>27.2%</b>	34.1%	30.9%	16.3%
Unfavorable	<b>9.2%</b>	8.1%	9.7%	10.5%
Very unfavorable	<b>28.5%</b>	18.2%	22.9%	44.8%
Haven't heard of them	<b>30.5%</b>	33.4%	33.6%	25.1%
DON'T KNOW	<b>0.1%</b>	0.1%	0.4%	0.1%
SKIPPED ON WEB	<b>0.5%</b>	0.2%	1.2%	0.5%
<i>N=</i>	<i>4046</i>	<i>1836</i>	<i>639</i>	<i>1566</i>

[q4f] [Alexandria Ocasio-Cortez (AOC)] How favorable is your impression of each of the following, or haven't you heard of them?

<i>CPOST/NORC</i> <i>3/31 to 4/06/23</i>	Total	Dem	Ind	Rep
Very favorable	<b>7.4%</b>	14.6%	1.9%	0.7%
Favorable	<b>15.7%</b>	29.6%	4.4%	3.4%
Neither favorable nor unfavorable	<b>23.5%</b>	28.0%	32.3%	13.3%
Unfavorable	<b>10.5%</b>	7.2%	14.9%	12.6%
Very unfavorable	<b>23.6%</b>	4.2%	19.2%	51.0%
Haven't heard of them	<b>18.8%</b>	16.1%	26.3%	18.4%
DON'T KNOW	<b>0.1%</b>	0.1%	0.4%	0.0%
SKIPPED ON WEB	<b>0.4%</b>	0.2%	0.6%	0.5%
<i>N=</i>	<i>4046</i>	<i>1836</i>	<i>639</i>	<i>1566</i>

[q5a] [Federal Government] ...On a scale of 1 [Enemy] to 5 [Friend]-- where on this scale would you place yourself?

<i>CPOST/NORC</i> <i>3/31 to 4/06/23</i>	Total	Dem	Ind	Rep
1 Enemy	<b>8.3%</b>	5.5%	12.4%	10.0%
2	<b>13.7%</b>	6.5%	14.1%	22.8%
3	<b>50.4%</b>	46.9%	58.0%	51.2%
4	<b>18.4%</b>	25.9%	10.8%	12.5%
5 Friend	<b>8.7%</b>	14.8%	4.0%	3.3%
DON'T KNOW	<b>0.0%</b>	0.0%	0.0%	0.0%
SKIPPED ON WEB	<b>0.4%</b>	0.4%	0.7%	0.2%
<i>N=</i>	<i>4046</i>	<i>1836</i>	<i>639</i>	<i>1566</i>

[q5b] [Republican Party] ...On a scale of 1 [Enemy] to 5 [Friend] -- where on this scale would you place yourself?

<i>CPOST/NORC</i> <i>3/31 to 4/06/23</i>	Total	Dem	Ind	Rep
1 Enemy	<b>20.9%</b>	37.3%	16.6%	1.8%
2	<b>21.7%</b>	32.8%	22.4%	6.9%
3	<b>35.8%</b>	25.1%	52.3%	41.4%
4	<b>14.4%</b>	3.1%	5.8%	33.4%
5 Friend	<b>6.7%</b>	1.2%	1.9%	16.3%
DON'T KNOW	<b>0.1%</b>	0.2%	0.1%	0.0%
SKIPPED ON WEB	<b>0.4%</b>	0.3%	0.9%	0.2%
<i>N=</i>	<i>4046</i>	<i>1836</i>	<i>639</i>	<i>1566</i>

[q5c] [Democratic Party] ...On a scale of 1 [Enemy] to 5 [Friend] -- where on this scale would you place yourself?

<i>CPOST/NORC</i> <i>3/31 to 4/06/23</i>	Total	Dem	Ind	Rep
1 Enemy	<b>15.9%</b>	3.4%	15.4%	32.6%
2	<b>19.0%</b>	5.5%	20.8%	35.7%
3	<b>35.9%</b>	33.9%	56.9%	27.9%
4	<b>17.8%</b>	34.6%	3.9%	2.9%
5 Friend	<b>10.8%</b>	22.0%	1.9%	0.9%
DON'T KNOW	<b>0.1%</b>	0.2%	0.2%	0.0%
SKIPPED ON WEB	<b>0.4%</b>	0.4%	0.8%	0.1%
<i>N=</i>	<i>4046</i>	<i>1836</i>	<i>639</i>	<i>1566</i>

[q6a\_0] [The Democratic Party is trying to replace the current electorate with new people, more obedient voters from the Third World.] To what extent do you agree or disagree with the following statements?

<i>CPOST/NORC</i> 3/31 to 4/06/23	Total	Dem	Ind	Rep
Strongly agree	<b>8.9%</b>	1.9%	5.9%	18.9%
Agree	<b>16.5%</b>	4.5%	13.4%	32.7%
Neither agree nor disagree	<b>29.4%</b>	20.3%	50.7%	30.1%
Disagree	<b>16.3%</b>	21.9%	11.2%	11.8%
Strongly disagree	<b>28.3%</b>	50.8%	17.7%	6.4%
DON'T KNOW	<b>0.5%</b>	0.5%	1.0%	0.2%
SKIPPED ON WEB	<b>0.1%</b>	0.2%	0.0%	0.0%
REFUSED	<b>0.0%</b>	0.0%	0.1%	0.0%
<i>N=</i>	2032	918	310	799

[q6a\_1] [Globalists are trying to replace the current electorate with new people, more obedient voters from the Third World.] To what extent do you agree or disagree with the following statements?

<i>CPOST/NORC</i> 3/31 to 4/06/23	Total	Dem	Ind	Rep
Strongly agree	<b>5.6%</b>	2.6%	4.0%	10.6%
Agree	<b>13.7%</b>	6.7%	11.8%	24.7%
Neither agree nor disagree	<b>41.2%</b>	31.8%	59.1%	45.1%
Disagree	<b>16.5%</b>	22.8%	11.5%	10.3%
Strongly disagree	<b>21.9%</b>	35.0%	12.4%	8.7%
DON'T KNOW	<b>0.4%</b>	0.5%	0.5%	0.1%
SKIPPED ON WEB	<b>0.7%</b>	0.6%	0.8%	0.6%
<i>N=</i>	2014	918	329	767

[q6a\_all] [[Democratic Party is | Globalists are] trying to replace the current electorate with new people, more obedient voters from the Third World.] To what extent do you agree or disagree with the following statements?

<i>CPOST/NORC</i> 3/31 to 4/06/23	Total	Dem	Ind	Rep
Strongly agree	<b>7.3%</b>	2.3%	4.9%	14.9%
Agree	<b>15.1%</b>	5.6%	12.6%	28.9%
Neither agree nor disagree	<b>35.4%</b>	26.2%	55.0%	37.3%
Disagree	<b>16.4%</b>	22.3%	11.4%	11.1%
Strongly disagree	<b>25.1%</b>	42.6%	15.0%	7.5%
DON'T KNOW	<b>0.4%</b>	0.5%	0.8%	0.1%
SKIPPED ON WEB	<b>0.4%</b>	0.4%	0.4%	0.3%
REFUSED	<b>0.0%</b>	0.0%	0.0%	0.0%
<i>N=</i>	4046	1836	639	1566

[q6b] [A secret group of Satan-worshipping pedophiles is ruling the US government.] To what extent do you agree or disagree with the following statements?

<i>CPOST/NORC</i> 3/31 to 4/06/23	Total	Dem	Ind	Rep
Strongly agree	<b>3.5%</b>	2.2%	3.1%	5.3%
Agree	<b>6.6%</b>	3.8%	9.5%	8.9%
Neither agree nor disagree	<b>24.2%</b>	14.7%	40.0%	28.5%
Disagree	<b>21.1%</b>	17.3%	18.3%	27.5%
Strongly disagree	<b>44.0%</b>	61.2%	28.6%	29.6%
DON'T KNOW	<b>0.2%</b>	0.4%	0.2%	0.1%
SKIPPED ON WEB	<b>0.3%</b>	0.4%	0.2%	0.2%
REFUSED	<b>0.0%</b>	0.0%	0.0%	0.0%
<i>N=</i>	4046	1836	639	1566

[q6c] [A small group of elites controls all the levers of power in America and uses them to enrich and empower themselves at the cost to normal Americans.] To what extent do you agree or disagree with the following statements?

<i>CPOST/NORC</i> 3/31 to 4/06/23	Total	Dem	Ind	Rep
Strongly agree	<b>17.0%</b>	14.1%	15.3%	21.7%
Agree	<b>33.8%</b>	30.2%	28.9%	41.0%
Neither agree nor disagree	<b>28.9%</b>	27.6%	42.5%	23.8%
Disagree	<b>11.5%</b>	15.7%	6.8%	8.4%
Strongly disagree	<b>8.3%</b>	12.0%	5.9%	4.7%
DON'T KNOW	<b>0.1%</b>	0.1%	0.3%	0.0%
SKIPPED ON WEB	<b>0.4%</b>	0.3%	0.2%	0.5%
<i>N=</i>	4046	1836	639	1566

[q7a] [Irish, Italians, Jewish, and many other minorities overcame prejudice and worked their way up. Blacks should do the same without any special favors.] To what extent do you agree or disagree with the following statements?

<i>CPOST/NORC</i> 3/31 to 4/06/23	Total	Dem	Ind	Rep
Strongly agree	<b>13.1%</b>	4.6%	8.3%	26.3%
Agree	<b>23.3%</b>	13.0%	22.3%	37.3%
Neither agree nor disagree	<b>30.1%</b>	26.2%	46.3%	27.0%
Disagree	<b>17.1%</b>	27.5%	12.0%	6.1%
Strongly disagree	<b>15.8%</b>	28.0%	10.2%	3.0%
DON'T KNOW	<b>0.1%</b>	0.2%	0.1%	0.0%
SKIPPED ON WEB	<b>0.5%</b>	0.5%	0.9%	0.3%
<i>N=</i>	4046	1836	639	1566

[q7b] [Being White is important to my identity.] To what extent do you agree or disagree with the following statements? [Whites Only]

<i>CPOST/NORC</i> 3/31 to 4/06/23	Total	Dem	Ind	Rep
Strongly agree	<b>7.2%</b>	2.9%	7.2%	11.3%
Agree	<b>18.5%</b>	14.5%	16.2%	23.2%
Neither agree nor disagree	<b>39.0%</b>	33.5%	43.4%	42.6%
Disagree	<b>19.2%</b>	21.5%	20.2%	16.7%
Strongly disagree	<b>15.7%</b>	27.6%	12.4%	5.8%
DON'T KNOW	<b>0.0%</b>	0.0%	0.0%	0.0%
SKIPPED ON WEB	<b>0.3%</b>	0.0%	0.5%	0.4%
<i>N=</i>	3049	1261	443	1344

[q7c] [African American people or Hispanic people in our country will eventually have more rights than whites.] To what extent do you agree or disagree with the following statements?

<i>CPOST/NORC</i> 3/31 to 4/06/23	Total	Dem	Ind	Rep
Strongly agree	<b>6.2%</b>	2.0%	5.3%	12.0%
Agree	<b>14.2%</b>	4.5%	13.6%	27.1%
Neither agree nor disagree	<b>29.7%</b>	20.5%	42.1%	35.2%
Disagree	<b>26.6%</b>	34.3%	23.3%	18.6%
Strongly disagree	<b>22.7%</b>	38.1%	14.4%	6.7%
DON'T KNOW	<b>0.2%</b>	0.2%	0.5%	0.0%
SKIPPED ON WEB	<b>0.5%</b>	0.3%	0.8%	0.4%
<i>N=</i>	4046	1836	639	1566

[q7d] [The Federal Government should declare the United States a Christian nation.] To what extent do you agree or disagree with the following statements?

<i>CPOST/NORC</i> 3/31 to 4/06/23	Total	Dem	Ind	Rep
Strongly agree	<b>7.3%</b>	2.5%	5.5%	14.4%
Agree	<b>10.0%</b>	5.7%	4.9%	18.2%
Neither agree nor disagree	<b>27.1%</b>	17.8%	35.9%	34.7%
Disagree	<b>19.9%</b>	18.5%	22.3%	20.7%
Strongly disagree	<b>35.2%</b>	55.2%	30.4%	11.4%
DON'T KNOW	<b>0.0%</b>	0.0%	0.1%	0.0%
SKIPPED ON WEB	<b>0.5%</b>	0.3%	0.8%	0.6%
<i>N=</i>	4046	1836	639	1566

[q7e] [White Christians will become an oppressed minority in America.] To what extent do you agree or disagree with the following statements?

<i>CPOST/NORC</i> 3/31 to 4/06/23	Total	Dem	Ind	Rep
Strongly agree	<b>7.0%</b>	2.3%	4.6%	14.2%
Agree	<b>15.6%</b>	5.1%	8.7%	32.6%
Neither agree nor disagree	<b>30.2%</b>	20.4%	51.2%	32.2%
Disagree	<b>22.1%</b>	27.0%	21.0%	16.2%
Strongly disagree	<b>24.4%</b>	44.5%	12.6%	4.4%
DON'T KNOW	<b>0.2%</b>	0.3%	0.6%	0.0%
SKIPPED ON WEB	<b>0.6%</b>	0.4%	1.4%	0.3%
<i>N=</i>	4046	1836	639	1566

[q7f] [Being Christian is important to my identity.] To what extent do you agree or disagree with the following statements? [NB: Christians Only]

<i>CPOST/NORC</i> 3/31 to 4/06/23	Total	Dem	Ind	Rep
Strongly agree	<b>32.1%</b>	24.0%	25.4%	42.1%
Agree	<b>30.2%</b>	27.7%	28.5%	33.3%
Neither agree nor disagree	<b>21.4%</b>	22.0%	33.0%	16.3%
Disagree	<b>9.4%</b>	14.9%	8.1%	4.9%
Strongly disagree	<b>6.3%</b>	10.5%	5.1%	3.0%
SKIPPED ON WEB	<b>0.5%</b>	0.9%	0.0%	0.4%
<i>N=</i>	2719	998	397	1320

[q8a] [Global warming will lead to the extinction of the human race in my lifetime or my children's lifetime.] To what extent do you agree or disagree with the following statements?

<i>CPOST/NORC</i> 3/31 to 4/06/23	Total	Dem	Ind	Rep
Strongly agree	<b>6.4%</b>	10.4%	4.7%	2.1%
Agree	<b>14.3%</b>	19.1%	14.8%	7.7%
Neither agree nor disagree	<b>27.8%</b>	31.9%	38.5%	16.9%
Disagree	<b>28.1%</b>	27.7%	24.4%	30.7%
Strongly disagree	<b>22.8%</b>	10.0%	17.1%	42.3%
DON'T KNOW	<b>0.1%</b>	0.2%	0.3%	0.0%
SKIPPED ON WEB	<b>0.5%</b>	0.6%	0.2%	0.3%
REFUSED	<b>0.0%</b>	0.0%	0.0%	0.0%
<i>N=</i>	4046	1836	639	1566

[q8b] [The decision by the Supreme Court to eliminate the federal right to reproductive freedom will result in a permanent era of male domination of women in America.] To what extent do you agree or disagree with the following statements?

<i>CPOST/NORC</i> 3/31 to 4/06/23	Total	Dem	Ind	Rep
Strongly agree	<b>7.9%</b>	11.7%	6.1%	3.8%
Agree	<b>17.7%</b>	27.2%	13.1%	7.6%
Neither agree nor disagree	<b>32.4%</b>	31.2%	45.6%	27.3%
Disagree	<b>22.5%</b>	20.8%	17.7%	27.2%
Strongly disagree	<b>18.5%</b>	7.8%	16.5%	33.5%
DON'T KNOW	<b>0.3%</b>	0.3%	0.6%	0.2%
SKIPPED ON WEB	<b>0.7%</b>	0.9%	0.3%	0.5%
<i>N=</i>	4046	1836	639	1566

[q8c] [Racism is systemic in America's institutions and those institutions maintain the dominance of White people.] To what extent do you agree or disagree with the following statements?

<i>CPOST/NORC</i> 3/31 to 4/06/23	Total	Dem	Ind	Rep
Strongly agree	<b>13.2%</b>	21.7%	10.0%	3.8%
Agree	<b>24.4%</b>	38.0%	18.3%	9.9%
Neither agree nor disagree	<b>30.6%</b>	23.6%	48.0%	30.9%
Disagree	<b>18.6%</b>	10.9%	15.2%	30.2%
Strongly disagree	<b>12.3%</b>	4.6%	7.4%	24.9%
DON'T KNOW	<b>0.2%</b>	0.1%	0.6%	0.1%
SKIPPED ON WEB	<b>0.7%</b>	1.0%	0.5%	0.2%
<i>N=</i>	4046	1836	639	1566

[q9a] [Political elites, both Democrats and Republicans, are the most immoral and corrupt people in America.] To what extent do you agree or disagree with the following statements?

<i>CPOST/NORC</i> 3/31 to 4/06/23	Total	Dem	Ind	Rep
Strongly agree	<b>14.8%</b>	11.4%	17.2%	18.0%
Agree	<b>33.1%</b>	28.8%	30.1%	40.1%
Neither agree nor disagree	<b>36.5%</b>	38.6%	44.7%	29.4%
Disagree	<b>12.5%</b>	16.1%	6.6%	10.8%
Strongly disagree	<b>2.9%</b>	4.6%	1.3%	1.6%
DON'T KNOW	<b>0.1%</b>	0.3%	0.1%	0.0%
SKIPPED ON WEB	<b>0.1%</b>	0.2%	0.0%	0.1%
<i>N=</i>	4046	1836	639	1566

[q9b] [In today's America, elections will not solve our most fundamental political and social problems.] To what extent do you agree or disagree with the following statements?

<i>CPOST/NORC</i> 3/31 to 4/06/23	Total	Dem	Ind	Rep
Strongly agree	<b>15.5%</b>	12.0%	19.9%	18.0%
Agree	<b>39.0%</b>	37.3%	38.0%	41.8%
Neither agree nor disagree	<b>25.3%</b>	24.2%	30.2%	24.0%
Disagree	<b>16.5%</b>	21.4%	10.1%	13.4%
Strongly disagree	<b>3.5%</b>	4.9%	1.5%	2.7%
DON'T KNOW	<b>0.0%</b>	0.1%	0.0%	0.0%
SKIPPED ON WEB	<b>0.2%</b>	0.2%	0.3%	0.1%
<i>N=</i>	4046	1836	639	1566

[q9c] [The U.S. Constitution gets in the way of things too much nowadays and should just be ignored when it interferes with taking action on some issue.] To what extent do you agree or disagree with the following statements?

<i>CPOST/NORC</i> 3/31 to 4/06/23	Total	Dem	Ind	Rep
Strongly agree	<b>3.9%</b>	3.3%	6.8%	3.4%
Agree	<b>8.3%</b>	9.3%	9.5%	6.3%
Neither agree nor disagree	<b>23.4%</b>	24.5%	36.3%	15.3%
Disagree	<b>26.9%</b>	30.3%	22.5%	24.9%
Strongly disagree	<b>37.1%</b>	32.3%	24.3%	49.9%
DON'T KNOW	<b>0.0%</b>	0.1%	0.1%	0.0%
SKIPPED ON WEB	<b>0.3%</b>	0.3%	0.4%	0.3%
<i>N=</i>	4046	1836	639	1566

[q10a] [When your political opponents are in power, they deliberately use that power to harm Americans.] To what extent do you agree or disagree with the following statements?

<i>CPOST/NORC</i> 3/31 to 4/06/23	Total	Dem	Ind	Rep
Strongly agree	<b>12.2%</b>	11.0%	9.1%	15.5%
Agree	<b>25.3%</b>	27.1%	17.6%	26.8%
Neither agree nor disagree	<b>36.7%</b>	33.4%	51.3%	33.7%
Disagree	<b>21.2%</b>	22.5%	18.0%	21.1%
Strongly disagree	<b>4.0%</b>	5.3%	2.8%	2.9%
DON'T KNOW	<b>0.2%</b>	0.3%	0.4%	0.0%
SKIPPED ON WEB	<b>0.3%</b>	0.4%	0.8%	0.0%
REFUSED	<b>0.0%</b>	0.1%	0.0%	0.0%
<i>N=</i>	4046	1836	639	1566



[q10b] [Your political opponents are seeking to overthrow the American system of government.] To what extent do you agree or disagree with the following statements?

<i>CPOST/NORC</i> <i>3/31 to 4/06/23</i>	Total	Dem	Ind	Rep
Strongly agree	<b>13.0%</b>	12.1%	7.7%	16.7%
Agree	<b>27.3%</b>	29.3%	16.5%	30.0%
Neither agree nor disagree	<b>34.8%</b>	31.8%	51.5%	30.0%
Disagree	<b>19.8%</b>	20.8%	19.4%	18.9%
Strongly disagree	<b>4.6%</b>	5.1%	4.1%	4.3%
DON'T KNOW	<b>0.2%</b>	0.3%	0.1%	0.0%
SKIPPED ON WEB	<b>0.4%</b>	0.4%	0.8%	0.2%
REFUSED	<b>0.0%</b>	0.0%	0.0%	0.0%
<i>N=</i>	<i>4046</i>	<i>1836</i>	<i>639</i>	<i>1566</i>

[q10c] [Your political opponents are secretly working in alliance with foreign powers to advance their own personal or political interests.] To what extent do you agree or disagree with the following statements?

<i>CPOST/NORC</i> <i>3/31 to 4/06/23</i>	Total	Dem	Ind	Rep
Strongly agree	<b>12.6%</b>	9.0%	9.9%	18.5%
Agree	<b>24.9%</b>	21.9%	21.1%	30.7%
Neither agree nor disagree	<b>35.8%</b>	35.2%	48.0%	30.4%
Disagree	<b>19.4%</b>	24.2%	14.6%	15.7%
Strongly disagree	<b>6.7%</b>	9.2%	5.0%	4.2%
DON'T KNOW	<b>0.2%</b>	0.3%	0.2%	0.0%
SKIPPED ON WEB	<b>0.5%</b>	0.2%	1.0%	0.5%
REFUSED	<b>0.0%</b>	0.0%	0.0%	0.0%
<i>N=</i>	<i>4046</i>	<i>1836</i>	<i>639</i>	<i>1566</i>

[q11a] [Sometimes I fly off the handle for no good reason.] Please read each of the following statements and decide whether it describes you well...

<i>CPOST/NORC</i> <i>3/31 to 4/06/23</i>	Total	Dem	Ind	Rep
Strongly agree	<b>2.0%</b>	2.2%	1.3%	2.2%
Agree	<b>10.7%</b>	10.5%	10.1%	11.2%
Neither agree nor disagree	<b>16.9%</b>	12.9%	28.3%	16.1%
Disagree	<b>38.8%</b>	39.8%	33.9%	40.0%
Strongly disagree	<b>31.4%</b>	34.3%	26.2%	30.1%
SKIPPED ON WEB	<b>0.3%</b>	0.4%	0.2%	0.3%
<i>N=</i>	<i>4046</i>	<i>1836</i>	<i>639</i>	<i>1566</i>

[q16\_all] Would you favor or oppose the United States having a national divorce [Conditions]?

<i>CPOST/NORC</i> 3/31 to 4/06/23	Total	Dem	Ind	Rep
Favor	<b>16.1%</b>	13.0%	10.3%	23.3%
Oppose	<b>83.0%</b>	86.9%	86.4%	75.8%
DON'T KNOW	<b>0.0%</b>	0.0%	0.0%	0.1%
SKIPPED ON WEB	<b>1.0%</b>	0.2%	3.3%	0.9%
<i>N=</i>	1414	660	218	535

[q16\_1] Would you favor or oppose the United States having a national divorce even if it involved thousands of people injured or killed?

<i>CPOST/NORC</i> 3/31 to 4/06/23	Total	Dem	Ind	Rep
Favor	<b>7.4%</b>	3.9%	4.8%	13.1%
Oppose	<b>90.6%</b>	94.3%	91.5%	85.6%
DON'T KNOW	<b>0.2%</b>	0.1%	0.0%	0.4%
SKIPPED ON WEB	<b>1.9%</b>	1.7%	3.8%	1.0%
<i>N=</i>	1333	594	221	516

[q16\_2] Would you favor or oppose the United States having a national divorce even if it means China will replace the United States as the world's only superpower?

<i>CPOST/NORC</i> 3/31 to 4/06/23	Total	Dem	Ind	Rep
Favor	<b>7.5%</b>	4.9%	6.0%	11.3%
Oppose	<b>91.2%</b>	94.7%	89.7%	88.1%
DON'T KNOW	<b>0.2%</b>	0.1%	1.0%	0.0%
SKIPPED ON WEB	<b>1.0%</b>	0.2%	3.2%	0.6%
REFUSED	<b>0.1%</b>	0.1%	0.0%	0.0%
<i>N=</i>	1299	582	200	515

[q17] How likely is it that a 'national divorce', in which the United States splits into two countries, would be peaceful?

<i>CPOST/NORC 3/31 to 4/06/23</i>	Total	Dem	Ind	Rep
Very likely	<b>1.8%</b>	1.7%	0.9%	2.5%
Likely	<b>3.4%</b>	3.0%	3.4%	4.0%
Neither likely nor unlikely	<b>13.2%</b>	9.1%	25.1%	12.8%
Unlikely	<b>26.6%</b>	23.9%	23.7%	31.9%
Very unlikely	<b>54.4%</b>	62.0%	46.0%	48.7%
DON'T KNOW	<b>0.1%</b>	0.0%	0.3%	0.0%
SKIPPED ON WEB	<b>0.3%</b>	0.3%	0.5%	0.1%
REFUSED	<b>0.0%</b>	0.0%	0.0%	0.0%
<i>N=</i>	<i>4046</i>	<i>1836</i>	<i>639</i>	<i>1566</i>