




BANK OF AMERICA

Chicago  
Marathon®



# MEDIA GUIDE

October 13, 2024



**TABLE OF CONTENTS**

**MEDIA INFORMATION.....4**  
MEDIA AND PUBLIC RELATIONS CONTACTS.....5  
MEDIA CENTER.....6  
MEDIA CREDENTIAL PICK-UP.....6  
MEDIA CENTER SERVICES.....7  
SCHEDULE OF EVENTS.....7

**EVENT INFORMATION.....9**  
BY THE NUMBERS.....10  
PRIZE PURSE.....12  
SAFETY & SECURITY.....13  
BANK OF AMERICA CHICAGO MARATHON APP, POWERED BY TCS.....15  
ABBOTT CHICAGO 5K.....15  
BANK OF AMERICA CHICAGO DISTANCE SERIES.....15  
ABBOTT HEALTH & FITNESS EXPO.....16  
GRANT PARK.....17  
COURSE.....18  
CHARITY PROGRAM.....23  
SUSTAINABILITY PROGRAM.....25

**PROFESSIONAL ATHLETE FIELD.....26**  
PROFESSIONAL ATHLETE FIELD BIOGRAPHIES.....27

**RACE HISTORY.....83**  
WEATHER CONDITIONS.....84  
CHAMPIONS.....86  
CHAMPIONS BY COUNTRY.....90  
CHAMPIONS WITH MULTIPLE VICTORIES.....91  
RUNNER UP FINISH FOLLOWED BY VICTORY.....92  
WORLD RECORDS SET IN CHICAGO.....92  
WORLD DEBUT RECORDS SET IN CHICAGO.....92  
AMERICAN RECORDS SET IN CHICAGO.....92  
COURSE RECORDS.....93  
MARGINS OF VICTORY.....97  
TOP PERFORMANCES IN CHICAGO.....101  
YEAR-BY-YEAR EVENT SUMMARY.....141

**ABBOTT WORLD MARATHON MAJORS.....161**  
ABOUT THE ABBOTT WORLD MARATHON MAJORS.....162  
PAST SERIES CHAMPIONS.....165  
ABBOTT WORLD MARATHON MAJORS EVENTS.....167

**SPONSORS.....177**  
EXECUTIVE BIOGRAPHIES.....178  
BANK OF AMERICA CHICAGO MARATHON STAFF.....181  
BANK OF AMERICA CHICAGO MARATHON SPONSORS.....183

**MEDIA INFORMATION.....4**

MEDIA AND PUBLIC RELATIONS CONTACTS.....5

MEDIA CENTER.....6

MEDIA CREDENTIAL PICK-UP.....6

MEDIA CENTER SERVICES.....7

SCHEDULE OF EVENTS.....7



## **BANK OF AMERICA CHICAGO MARATHON MEDIA CONTACTS**

### **ALEX SAWYER**

Communications Director  
Bank of America Chicago Marathon  
1.312.909.3817  
alex.sawyer@cemevent.com

### **DIANE WAGNER**

SVP, Regional Media Relations  
Bank of America  
1.312.992.2370  
diane.wagner@bofa.com

### **MEGAN RICHARDS MARTIN**

Media Relations Team  
Bank of America Chicago Marathon  
1.773.517.1826  
megan@pageonepublicrelations.com

### **NATALIE CAMPBELL STANICHUK**

Media Relations Team  
Bank of America Chicago Marathon  
1.312.420.2225  
natalie@pageonepublicrelations.com

### **MEDIA STAFF**

Dave Bayless  
Bethany Cullen  
Jay Holder  
Muffy King  
Bridget Montgomery  
Holly Petrovich

Media interested in acquiring additional information about the Bank of America Chicago Marathon should send inquiries to [press@chicagomarathon.com](mailto:press@chicagomarathon.com).

## MEDIA CENTER

Hilton Chicago | Waldorf Room (Third Floor) **NEW LOCATION**  
720 S. Michigan Avenue

The Bank of America Chicago Marathon Media Center is open to accredited members of the media. Individuals must be approved to receive a media credential in advance of race weekend. Media credentials must be worn in plain sight at all times.

## MEDIA CENTER SCHEDULE OF EVENTS

### Thursday, October 10

9 a.m. – 3 p.m. Media credential pick-up

### Friday, October 11

9 a.m. – 3 p.m. Media credential pick-up

10 a.m. – 11 a.m. Professional athlete press conference

11 a.m. – 11:30 a.m. Media availability with Executive Race Director and Medical Director

11 a.m. – 12 p.m. Media availability with professional athletes\*\*

### Saturday, October 12

12 p.m. – 3 p.m. Media credential pick-up

1:30 p.m. – 2 p.m. Media availability with Executive Race Director and Medical Director

2 p.m. – 3:00 p.m. Chicago Sister Cities Presentation

### Sunday, October 13

6 a.m. – 4 p.m. Media center hours

10:30 a.m. (approx.) Champions' press conference

11:30 a.m. (approx.) Media availability with Executive Race Director

2:30 p.m. (approx.) Media availability with Executive Race Director and Medical Director

*\*Times subject to change*

*\*\*Professional athletes will be available for interviews on Friday, October 11, following the 10 a.m. press conference. Please submit specific interview requests to the media team by emailing [press@chicagomarathon.com](mailto:press@chicagomarathon.com) in advance of the event to confirm time with athletes.*

## MEDIA CREDENTIAL PICK-UP

Media credentials will be available for pickup in the lobby adjacent to the Media Center. Accredited members of the media should be advised of the following:

- Media credentials will not be mailed and must be picked up during the dates, times and at the location designated by the Bank of America Chicago Marathon (see information above).
- Individuals will be required to show photo identification when picking up media credentials.
- Media credentials are non-transferable.
- Media credentials must be worn at all times during the Bank of America Chicago Marathon including but not limited to race day (start and finish line photo corrals), professional athlete interviews and media press conferences, and Credential Bearer must carry government-issued photo identification with them at all times.
- Individuals must comply with the terms and conditions accepted when applying for a 2024 Bank of America Chicago Marathon media credential.

## **MEDIA CENTER SERVICES**

### **Race day services**

- Direct video feeds of the professional men's and women's (open and wheelchair) races will accompany the NBC 5 Chicago live broadcast in the media center to provide complete, uninterrupted coverage of the race.
- A web-based runner tracking system will be available via personal computers on race day to monitor split timing for the professional race. Internet connectivity is required for viewing and wireless Internet will be available. Credentials to access the page will be provided on race day by members of the media team.
- The top finishers and top American athletes in both the professional men's and women's (open and wheelchair) races will address the media in the media center following the completion of the race. Additional interviews with athletes will be available upon request. Please submit special requests to the media team in the Media Center before the finish of the race or email [press@chicagomarathon.com](mailto:press@chicagomarathon.com).
- Executive Race Director Carey Pinkowski will offer a brief address at approximately 11:30 a.m. on Sunday, October 13 in the media center. At 2:30 p.m. both Pinkowski and Medical Director Dr. George Chiampas will offer a report of the day's events and be available for questions from the media.
- Breakfast and lunch will be served on race day.

## **BANK OF AMERICA CHICAGO MARATHON SCHEDULE OF EVENTS\***

### **Thursday, October 10**

- 9 a.m. – 3 p.m. Media credential pick-up  
Hilton Chicago, Waldorf Room (Third Floor)
- 10:40 a.m. – 11 a.m. Abbott Health & Fitness Expo Opening with Executive Race Director and Special Guests  
McCormick Place, Lakeside Center, Hall D
- 11 a.m. – 6 p.m. Abbott Health & Fitness Expo  
McCormick Place, Lakeside Center

### **Friday, October 11**

- 9 a.m. – 3 p.m. Media credential pick-up  
Hilton Chicago, Waldorf Room (Third Floor)
- 9 a.m. – 6 p.m. Abbott Health & Fitness Expo  
McCormick Place, Lakeside Center, Hall D
- 10 a.m. – 11 a.m. Professional athlete press conference  
Hilton Chicago, Waldorf Room (Third Floor)
- 11 a.m. – 11:30 a.m. Media availability with Executive Race Director and Medical Director  
Hilton Chicago, Waldorf Room (Third Floor)
- 11 a.m. – 12 p.m. Professional athlete media availability\*\*  
Hilton Chicago, Williford Room (Third Floor)

### **Saturday, October 12**

- 7:30 a.m. Abbott Chicago 5K  
Start line: Ida B. Wells Drive (between Columbus Drive and Michigan Avenue)  
Finish line: Wacker Drive and Jackson Boulevard
- 9 a.m. – 6 p.m. Abbott Health & Fitness Expo  
McCormick Place, Lakeside Center, Hall D
- 12 p.m. – 3 p.m. Media credential pick-up  
Hilton Chicago, Waldorf Room (Third Floor)
- 1:30 p.m. – 2 p.m. Media availability with Executive Race Director and Medical Director  
Hilton Chicago, Waldorf Room (Third Floor)
- 2 p.m. – 3 p.m. Chicago Sister Cities Presentation  
Hilton Chicago, Waldorf Room (Third Floor)

## Sunday, October 13

- 6 a.m. – 4 p.m. Media center hours  
Hilton Chicago, Waldorf Room (Third Floor)
- 7:20 a.m. Men's Professional Wheelchair Division start
- 7:21 a.m. Women's Professional Wheelchair Division start
- 7:23 a.m. Handcycle Exhibition start
- 7:30 a.m. Men's and Women's Professional Open Division start
- 7:30 a.m. Wave 1 start
- 8:00 a.m. Wave 2 start
- 8:35 a.m. Wave 3 start
- 8:45 a.m. Men's Professional Wheelchair Division Champion finish (approx.)
- 9:00 a.m. Women's Professional Wheelchair Division Champion finish (approx.)
- 9:30 a.m. – 4 p.m. 27th Mile Post-Race Party  
Grant Park, Butler Field
- 9:35 a.m. Men's Professional Open Division Champion finish (approx.)
- 9:50 a.m. Women's Professional Open Division Champion finish (approx.)
- 10:30 a.m. Champions' press conference (approx.)  
Hilton Chicago, Waldorf Room (Third Floor)
- 11:30 a.m. Media availability with Executive Race Director (approx.)  
Hilton Chicago, Waldorf Room (Third Floor)
- 2:30 p.m. Media availability with Executive Race Director and Medical Director  
Hilton Chicago, Waldorf Room (Third Floor)

*\*Times subject to change*

*\*\*Professional athletes will be available for interviews on Friday, October 11, following the 10 a.m. press conference. Please submit specific interview requests to the media team by emailing [press@chicagomarathon.com](mailto:press@chicagomarathon.com) in advance of the event to confirm time with athletes.*



**EVENT INFORMATION.....9**

BY THE NUMBERS.....10

PRIZE PURSE.....12

SAFETY & SECURITY.....13

BANK OF AMERICA CHICAGO MARATHON APP, POWERED BY TCS.....15

ABBOTT CHICAGO 5K.....15

BANK OF AMERICA CHICAGO DISTANCE SERIES.....15

ABBOTT HEALTH & FITNESS EXPO.....16

GRANT PARK.....17

COURSE.....18

CHARITY PROGRAM.....23

SUSTAINABILITY PROGRAM.....25



## **BANK OF AMERICA CHICAGO MARATHON BY THE NUMBERS**

### **HISTORY**

1977 year of the first Chicago Marathon  
1,016,447 finishers to date  
48,472 finishers in 2023, largest finisher field  
2,128 finishers in 1977, first finisher field  
6 world records set at the Chicago Marathon  
3 American records set at the Chicago Marathon  
4 victories by Khalid Khannouchi in the men's open division (1997, 1999, 2000, 2002)  
5 victories by Kurt Fearnley in the men's wheelchair division (2007-2009, 2011, 2015)  
9 victories by Tatyana McFadden in the women's wheelchair division (2009, 2011-2017, 2021)  
2005 year of the most recent victory by an American in the women's open division  
(Deena Kastor)  
2017 year of the most recent victory by an American in the men's open division (Galen Rupp)  
2021 year of the most recent victory by an American in the men's wheelchair division  
(Daniel Romanchuk)  
2022 year of the most recent victory by an American in the women's wheelchair division  
(Susannah Scaroni)  
1984 year of the first wheelchair division race  
34 years Carey Pinkowski has been the Executive Race Director of the Chicago Marathon

### **RECORDS**

2:00:35 men's professional open division course record (Kelvin Kiptum, 2023)  
2:13:44 women's professional open division course record (Sifan Hassan, 2023)  
1:22:37 men's professional wheelchair division course record (Marcel Hug, 2023)  
1:38:44 women's professional wheelchair division course record (Catherine Debrunner, 2023)

2:08:05 men's world record set by Steve Jones in 1984  
2:05:42 men's world record set by Khalid Khannouchi in 1999  
2:18:47 women's world record set by Catherine Ndereba in 2001  
2:17:18 women's world record set by Paula Radcliffe in 2002  
2:14:04 women's world record set by Brigid Kosgei in 2019  
2:00:35 current men's world record set by Kelvin Kiptum in 2023

2:07:01 men's American record set by Khalid Khannouchi in 2002  
2:21:21 women's American record set by Joan Benoit Samuelson in 1985  
2:18:29 current women's American record set by Emily Sisson in 2022

### **COURSE**

29 Neighborhoods  
20 Aid Stations  
77,472 Gallons of water  
35,912 Gallons of Gatorade Endurance Formula  
2.4 million cups  
90,000 Maurten Gels at Aid Stations 10, 14 and 18  
12,000 Chiquita Bananas at Aid Stations 15 - 17

## **PEOPLE**

10,000+ race day volunteers  
1,500+ medical personnel  
400 course marshals  
100 Pace Team Pacers  
1.7 million estimated on-course spectators  
15,000+ international participants  
16,000+ charity participants

## **CHARITY**

205 official charity teams  
\$30.4 million raised by charity runners at the 2023 Chicago Marathon  
\$322 million raised since 2002, the beginning of the Official Charity Program

## **SUSTAINABILITY**

72,340 pounds of material that was either recycled or composted at the 2023 Bank of America Chicago Marathon  
17,614 pounds of unused food that was donated to the Greater Chicago Food Depository from the 2023 Bank of America Chicago Marathon  
48,000 pounds of clothing that was collected and donated to Illinois AMVETS, Pacific Garden Mission and New Life Centers from the 2023 Bank of America Chicago Marathon  
5,075 single use plastic bottles were saved through the use of water refill stations in Grant Park at the 2023 Bank of America Chicago Marathon  
10 yards of finished compost was donated to El Paseo Community Garden in the spring from the 2023 Bank of America Chicago Marathon  
120 Green Team volunteers helped sort waste at the 2023 Bank of America Chicago Marathon  
2010 year the Bank of America Chicago Marathon received its first certification from the Council for Responsible Sport  
2019 year the Bank of America Chicago Marathon became a signatory of the United Nation's "Sports for Climate Action" initiative

## **BANK OF AMERICA CHICAGO MARATHON PRIZE PURSE**

### **Open division men/women**

1st.....	\$100,000
2nd.....	\$75,000
3rd.....	\$50,000
4th.....	\$30,000
5th.....	\$25,000
Total = \$560,000 (\$280,000 for men and \$280,000 for women)	

### **Wheelchair division men/women**

1st.....	\$40,000
2nd.....	\$30,000
3rd.....	\$20,000
4th.....	\$15,000
5th.....	\$10,000
6th.....	\$5,000
Total = \$240,000 (\$120,000 for men and \$120,000 for women)	

### **Wheelchair division men/women (T51/T52)**

1st.....	\$1,500
2nd.....	\$1,000
3rd.....	\$500
Total = \$6,000 (\$3,000 for men and \$3,000 for women)	

### **American open division men/women**

1st.....	\$15,000
2nd.....	\$12,000
3rd.....	\$10,000
4th.....	\$7,000
5th.....	\$5,000
Total = \$98,000 (\$49,000 for men and \$49,000 for women)	

### **Masters division men/women**

1st.....	\$2,000
2nd.....	\$1,500
3rd.....	\$1,000
Total = \$9,000 (\$4,500 for men and \$4,500 for women)	

Total prize purse: \$913,000

### **Course record bonuses**

Open division men course record 2:00:35	\$50,000
Open division women course record 2:13:44	\$50,000
Wheelchair division men course record 1:22:37	\$50,000
Wheelchair division women course record 1:38:44	\$50,000

Prize money is awarded to professional athletes in the men's and women's open, wheelchair and American divisions. Every professional athlete who competes in the professional division must strictly adhere to the rules, regulations and anti-doping processes set forth by World Athletics and/or World Para Athletics to be eligible for prize money.

## **SAFETY & SECURITY**

Creating a safe environment race weekend is everyone's responsibility. Event attendees are encouraged to contribute to the overall safety of the event by reviewing and following the information outlined in this section.

### **EVENT ALERT SYSTEM**

The color-coded Event Alert System (EAS) will communicate the status of race conditions leading up to and on race day. EAS levels range from Low (Green) to Moderate (Yellow) to High (Red) to Extreme (Black) based primarily on weather, as well as other conditions.

- Email and website communication during race week will inform event attendees of the current EAS level and provide race weekend preparation tips.
- Updates will be made at the Abbott Health & Fitness Expo via public address announcements and color-coded signs.
- On race day, event attendees are encouraged to stay tuned to the current EAS level via public address announcements and color-coded signs/flags at the start and finish areas and at each of the 20 aid stations along the course.
- If necessary, additional emergency information will be communicated via email and/or text message.

Event attendees should familiarize themselves with the Event Alert System prior to race day, remain alert for directions from race officials, announcers and volunteers, and take precautions to prepare properly for varying conditions on race day.

<b>ALERT LEVEL</b>	<b>EVENT CONDITIONS</b>	<b>RECOMMENDED ACTIONS</b>
<b>EXTREME</b>	<b>EVENT CANCELLED/EXTREME AND DANGEROUS CONDITIONS</b>	<b>PARTICIPATION STOPPED/ FOLLOW EVENT OFFICIAL INSTRUCTION</b>
<b>HIGH</b>	<b>POTENTIALLY DANGEROUS CONDITIONS</b>	<b>SLOW DOWN/OBSERVE COURSE CHANGES/ FOLLOW EVENT OFFICIAL INSTRUCTION/ CONSIDER STOPPING</b>
<b>MODERATE</b>	<b>LESS THAN IDEAL CONDITIONS</b>	<b>SLOW DOWN/BE PREPARED FOR WORSENING CONDITIONS</b>
<b>LOW</b>	<b>GOOD CONDITIONS</b>	<b>ENJOY THE EVENT/ BE ALERT</b>

## **MEDICAL SUPPORT**

Medical support is available at 22 on-course locations: medical tents are located at all 20 aid stations with additional medical tents located between Mile 14 and Mile 15 and in the final mile. Medical tents are indicated by tall, red, blade signs with the medical icon. Each medical tent has access to ambulance service and is staffed by a team of medical professionals equipped with medical supplies and equipment.

In Grant Park, the Main Medical Tent, Podiatry Tent and Ice Station are located directly beyond the finish line. An additional medical tent is in Grant Park adjacent to the 27th Mile Post-Race Party. For the safety of all participants, only those requiring medical assistance may access the medical facilities. Participants who feel like they need medical assistance on race day, are encouraged to seek help from a medical volunteer or to visit a medical tent in Grant Park or on course.

Lend a hand, save a life! Participants, volunteers and event staff are encouraged to watch an instructional Hands-Only CPR video in advance of race weekend. This training is critical and can be lifesaving.

## **AMERICAN RED CROSS REUNIFICATION SERVICES**

If a participant is transported to a local area hospital at the discretion of the medical team, the American Red Cross of Greater Chicago's Reunification Services staff will be on hand in Grant Park to provide information regarding that patient to family and friends. Reunification Services staff can be found in the Information Tents located throughout Grant Park as well as at the American Red Cross Reunification Services area. Family members may also call 888.659.9877 from 7:30 a.m. to 7 p.m. on race day to speak with a Reunification Services Operator to inquire about a patient. Refer to the course map for locations and inform friends and family of this service in advance of race day.

## **PARTICIPANT CANCELLATION (CANCELLATION BY YOU)**

Even on the best of days, the marathon is a challenging endurance event. All participants should respect the distance and only partake in the event if properly trained and physically prepared to complete the distance. Participants unable to participate in the 2024 Bank of America Chicago Marathon can cancel their entry through Wednesday, October 9 via their participant account. While all event fees (entry, ancillary products, etc.) are non-refundable and will not be applied to a future event, participants who cancel their entry will have access to a guaranteed entry for the next event. Please note, this opportunity is not available to participants who received a guaranteed entry for the 2024 event through the 2023 cancelled entry, charity or tour group applications.

## **PREGNANCY AND POSTPARTUM POLICY**

The Bank of America Chicago Marathon has put into place an exception to our standard event policies to permit deferral for participants who need to cancel their registration due to being pregnant, recently pregnant or postpartum.

In addition to the Pregnancy and Postpartum policy, the event will provide private and semi-private lactation spaces to registered postpartum participants and event attendees throughout race weekend. Participants with questions can contact the event by emailing [office@chicagomarathon.com](mailto:office@chicagomarathon.com).

Visit [chicagomarathon.com](http://chicagomarathon.com) to learn more about the event's Pregnancy and Postpartum Policy.

## **BANK OF AMERICA CHICAGO MARATHON APP, POWERED BY TCS**

The Bank of America Chicago Marathon App, Powered by Tata Consultancy Services is the perfect resource to prepare for the 2024 Bank of America Chicago Marathon. Whether you're running or spectating, the free mobile app includes everything you'll need to be prepared for a great race week experience.

The 2024 official race app features unlimited live race day runner tracking, professional athlete profiles, live broadcast streaming, real-time weather, an interactive course map, participant bib share and more. Spectators, submit a digital cheer through the app for the chance for your message to be displayed on the Bank of America Chicago Marathon course as your participant goes by. Visit the "Cheer" page in the app to submit your message.

New in 2024! A donate button will appear for any participants you track that are fundraising through the Haku platform. Help your runners reach their fundraising goal and donate through the Bank of America Chicago Marathon app! This year's app also includes eleven major leaderboards that will allow users to find race leaders across all tracked categories, from the professional athlete field to the open field. Full results of the 2024 Bank of America will be available in the app in real time.

The Mobile App is available in the App and Google Play stores.

## **ABBOTT CHICAGO 5K**

The Abbott Chicago 5K is the perfect way for marathoners, friends, family and fans of the sport to experience Chicago and take part in the Bank of America Chicago Marathon weekend. The 3.1-mile course weaves through the heart of downtown Chicago and runs past iconic downtown landmarks.

The race kicks off in Grant Park on Ida B. Wells Drive between Columbus Drive and Michigan Avenue and finishes at Wacker Drive and Jackson Boulevard near Willis Tower.

Visit [chicago5k.com](http://chicago5k.com) to learn more.

## **BANK OF AMERICA CHICAGO DISTANCE SERIES**

The Bank of America Chicago Distance Series concludes with the 46th running of the Bank of America Chicago Marathon! The Distance Series is made up of Chicago's premier racing portfolio: the Shamrock Shuffle 8K Run, Chicago 13.1 and Chicago Marathon. The three races span the outdoor running season and celebrate the vibrant and diverse nature of our local and global running communities. Individuals who finish all 2024 events will receive a unique Bank of America Chicago Distance Series medal and a guaranteed entry into the 2025 Bank of America Chicago Marathon.

## **ABBOTT HEALTH & FITNESS EXPO**

The Abbott Health & Fitness Expo features more than 160 health and fitness industry exhibitors offering Bank of America Chicago Marathon merchandise and the latest in running footwear, apparel, nutrition and technology. The Health & Fitness Expo is free and open to the public.

Packet pick-up is located at the Abbott Health & Fitness Expo, McCormick Place. Participants must present their packet pick-up email along with a photo ID to receive their participant packet and participant bag.

### **Location**

McCormick Place, Lakeside Center, Hall D  
2301 S. Martin Luther King Dr.  
Chicago, IL 60616

*\*For driving and parking, use the above address for the best access to the Abbott Health & Fitness Expo. If you are driving, follow the signs for Parking Lot C for the most convenient parking location. The publicly listed mailing address for McCormick Place is 2301 S. Lake Shore Drive.*

### **Hours**

Thursday, October 10	11 a.m. – 6 p.m.
Friday, October 11	9 a.m. – 6 p.m.
Saturday, October 12	9 a.m. – 6 p.m.

For a full list of Abbott Health & Fitness Expo exhibitors, go to [chicagomarathon.com/expo](http://chicagomarathon.com/expo).



## GRANT PARK

The Marathon starts and finishes in one of Chicago's most prominent parks, Grant Park. Grant Park is often referred to as Chicago's "front yard," spans 319 acres and is home to the Art Institute, Millennium Park, Buckingham Fountain and the Museum Campus. The race begins at the intersection of Columbus Dr. and Monroe St., with participants running north to begin their tour of Chicago. Participants cross the finish line after making the turn from "Mount Roosevelt" (Roosevelt Rd. – one of the highest elevation points on the course) and return to the place where the racing began 42 kilometers earlier. The finish line area is energized by eager families and friends waiting for their runners to come "home."

### Official start times

7:20 a.m.	Men's Professional Wheelchair Division start
7:21 a.m.	Women's Professional Wheelchair Division start
7:23 a.m.	Handcycle Exhibition start
7:30 a.m.	Men's and Women's Professional Open Division start
7:30 a.m.	Wave 1 start
8:00 a.m.	Wave 2 start
8:35 a.m.	Wave 3 start

### Approximate finish times

8:45 a.m.	Men's Professional Wheelchair Division Champion finish (approx.)
9:00 a.m.	Women's Professional Wheelchair Division Champion finish (approx.)
9:35 a.m.	Men's Professional Open Division Champion finish (approx.)
9:50 a.m.	Women's Professional Open Division Champion finish (approx.)
12:10 p.m.	Bell curve
4:00 p.m.	Official course time limit of 6 hours and 30 minutes*
6:00 p.m.	Finish line closes**

*\*The Bank of America Chicago Marathon has a course time limit of 6 hours and 30 minutes. After this time, the course will re-open to vehicular traffic. You must maintain a 15-minute per mile pace (approximately) or faster, completing the full marathon distance—start line to finish line—within the event time requirement. Those who finish outside of the time limit may not be recorded or published as official finishers and may not receive full on-course support from aid stations and traffic safety personnel.*

*\*\*Event organizers have created an alternative post-finish area for participants who complete the race outside of the official course time limit of 6 hours and 30 minutes. Between 4 p.m. and 6 p.m., after crossing the finish line, all finishers are directed to a field immediately west of the finish line to collect runner refreshment items, a finisher medal and in some cases their gear check bag. This area is also open to spectators, who can meet their participant in this area post-race.*

## **COURSE**

The iconic Bank of America Chicago Marathon course takes participants on a looped tour through 29 of Chicago's most vibrant and culturally diverse neighborhoods. It attracts more than 1.7 million spectators annually, and it's globally acclaimed for its fan-friendly navigation. Runners tout the course as "fast and flat;" it attracts both beginners and the world's best professional athletes.

## **PARTICIPANT ARRIVAL TIMES**

Below are the approximate times the first and last participants will pass through the listed mile markers.

### **Start to Mile 2**

Wheelchair division: 7:20 a.m. | Open division: 7:30 a.m. – 9:30 a.m.

### **Mile 2 to Mile 4**

Wheelchair division: 7:26 a.m. | Open division: 7:39 a.m. – 10:00 a.m.

### **Mile 4 to Mile 6**

Wheelchair division: 7:32 a.m. | Open division: 7:49 a.m. – 10:30 a.m.

### **Mile 6 to Mile 8**

Wheelchair division: 7:40 a.m. | Open division: 7:58 a.m. – 11:00 a.m.

### **Mile 8 to Mile 10**

Wheelchair division: 7:45 a.m. | Open division: 8:08 a.m. – 11:30 a.m.

### **Mile 10 to Mile 12**

Wheelchair division: 7:52 a.m. | Open division: 8:17 a.m. – 12:00 p.m.

### **Mile 12 to Mile 14**

Wheelchair division: 7:58 a.m. | Open division: 8:27 a.m. – 12:30 p.m.

### **Mile 14 to Mile 16**

Wheelchair division: 8:05 a.m. | Open division: 8:36 a.m. – 1:00 p.m.

### **Mile 16 to Mile 18**

Wheelchair division: 8:11 a.m. | Open division: 8:46 a.m. – 1:30 p.m.

### **Mile 18 to Mile 20**

Wheelchair division: 8:18 a.m. | Open division: 8:55 a.m. – 2:00 p.m.

### **Mile 20 to Mile 22**

Wheelchair division: 8:24 a.m. | Open division: 9:05 a.m. – 2:30 p.m.

### **Mile 22 to Mile 24**

Wheelchair division: 8:31 a.m. | Open division: 9:14 a.m. – 3:00 p.m.

### **Mile 24 to Mile 26**

Wheelchair division: 8:37 a.m. | Open division: 9:24 a.m. – 3:30 p.m.

### **Mile 26 to Finish**

Wheelchair division: 8:44 a.m. | Open division: 9:34 a.m. – 3:35 p.m.

## **VIEWING AREAS BY CTA TRAINS**

Use Chicago's convenient and affordable CTA rail system to cheer on your runner from start to finish at the Bank of America Chicago Marathon. Find out your runner's planned pace per mile to estimate when they will arrive at easy-to-reach locations along the course. Spectators are encouraged to move along the course throughout the event.

### **Grand Red Line station - Miles 1, 3 and 12.5**

Board a Red Line train and exit at Grand Avenue (Mile 1). Walk three blocks west to La Salle Street (Mile 3) and four blocks west to Wells Street (Mile 12.5).

### **Jackson Red or Blue Line station - Mile 2**

Board a Red or Blue Line train and exit at Jackson Street.

### **Chicago Red Line station - Miles 3.5 and 12.25**

Board a Red Line train and exit at Chicago Avenue. Walk three blocks west to La Salle Street (Mile 3.5) and four blocks west to Wells Street (Mile 12.25).

### **Clark/Division Red Line station - Miles 4 and 12**

Board a Red Line train and exit at La Salle Street (Mile 4). Walk one block west to Wells Street (Mile 12).

### **Sheridan Red Line station - Mile 8**

Board a Red Line train and exit at Sheridan. Walk four blocks east to Broadway.

### **Addison Red Line station - Mile 8.5**

Board a Red Line train and exit at Addison Street. Walk four blocks east to Broadway.

### **Sedgwick Brown Line station - Mile 11**

Board a Brown Line train and exit at Sedgwick Street. Walk a half-block north to North Avenue.

### **Washington/Wells Brown, Pink or Orange Line station - Mile 13.5**

Board any Brown, Pink or Orange Line train and exit at Washington/Wells. Walk two blocks west on Washington Street to Wacker Drive.

### **UIC-Halsted Blue Line station - Miles 14 and 17**

Board a Blue Line train and exit at UIC-Halsted. Use the Halsted Street exit or Morgan Street exit and walk two blocks north to Adams Street to view the runners around Mile 14 in Greektown, or use the Halsted Street or Morgan Street exit and walk one block north to Jackson to view runners around Mile 17.

### **18th Pink Line station - Mile 19.25**

Board a Pink Line train and exit at 18th Street. Walk four blocks east to Loomis Street.

### **Cermak-Chinatown Red Line station - Mile 21.5**

Board a Red Line train and exit at Cermak-Chinatown.

### **Sox-35th Red Line station - Miles 23, 23.25 and 23.5**

Board a Red Line train and exit at Sox-35th. Use the 33rd Street exit and walk four blocks to Michigan Avenue (Mile 23) or walk five blocks east to Indiana (Mile 23.5). Exit at 35th Street and walk four blocks east on 35th Street to Michigan Avenue to view runners around Mile 23.25 as they run on 35th Street from Michigan to Indiana Avenues.

### 35th-Bronzeville-IIT Green Line station - Miles 23, 23.25 and 23.5

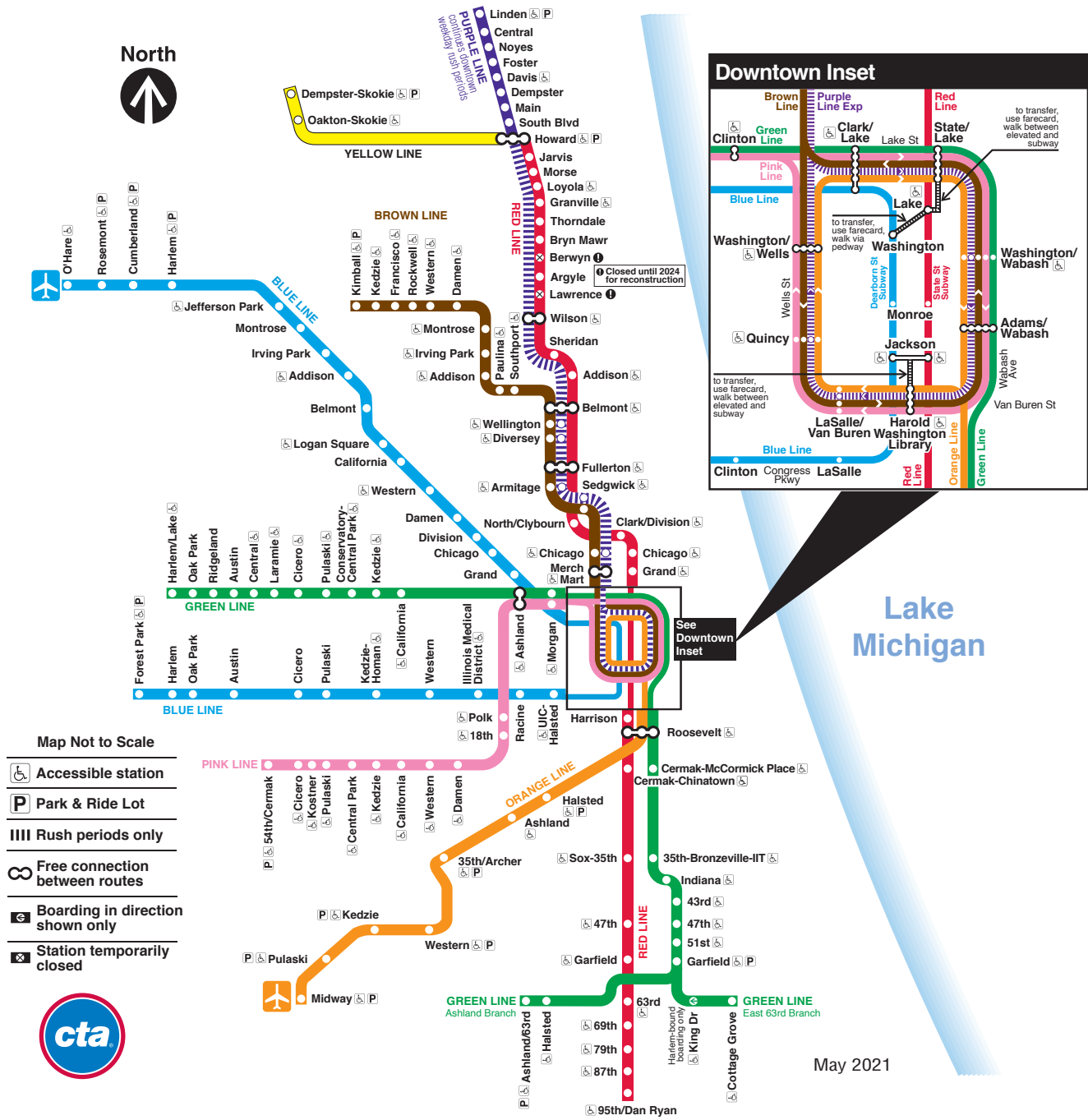
Board a Green Line train and exit at 35th -Bronzeville-IIT. Use the 33rd Street exit and walk one block east to Michigan Avenue (Mile 23) or two blocks east to Indiana (Mile 23.5). Exit at 35th Street and walk one block east to Michigan Avenue to view runners around Mile 23.25 as they run on 35th Street from Michigan to Indiana Avenues.

### Cermak-McCormick Place Green Line station - Mile 25

Board a Green Line train and exit at Cermak-McCormick place. Walk two blocks east to Michigan Avenue.

### Roosevelt (Red, Green and Orange line) station - Finish line

Board a Red, Green or Orange Line train and exit at Roosevelt Road. Walk east on Roosevelt Road toward the Museum Campus/Grant Park.



## **COURSE AID STATIONS**

20 aid stations are located along the course approximately one to two miles apart. Each aid station consists of the following amenities in this order:

- Medical Tent with access to a Runner Transport vehicle
- Standard and ADA portable restrooms
- Gatorade Endurance Formula (lemon-lime flavor)
- Public address announcer
- Water

Maurten is the Official Hydrogel Sports Fuel for the Bank of America Chicago Marathon. Out on course, runners can grab a caffeinated or non-caffeinated Gel 100, both containing 25 grams of carbohydrates, from the Hydrogel Fuel Depots at Aid Station 10 (Mile 13.6), Aid Station 14 (Mile 18.2) and Aid Station 18 (Mile 23). Maurten Gels use patented Hydrogel Technology that enables smooth transportation of carbohydrates through the stomach during high-intensity exercise, reducing discomfort.

Aid Stations 15-17 (Miles 19.5-22.3) will offer Chiquita Bananas.

Runners are encouraged to stop at the Biofreeze Pain Relief Zone around Mile 21.2 (Cermak Road and Archer Avenue) where the Biofreeze Cooling Crew will be armed with Biofreeze spray to help Cool the Pain to get participants across the finish line.

Runners should familiarize themselves with the locations and offerings at each aid station and prepare for slower traffic in these areas. The aid stations are approximately two city blocks in length: tables with Gatorade Endurance Formula and water line both sides of the street. Continue moving through the aid station if the first tables are too crowded to obtain fluids.

## **CHEER ZONES**

### **Bank of America Shamrock Shuffle Cheer Zone – 8K**

Cheer on runners as they shamROCK through the Bank of America Shamrock Shuffle Cheer Zone located in Lincoln Park at the 8K mark. The Shamrock Shuffle is the kickoff to the Chicago running season and is a continuation of the city's St. Patrick's Day celebrations. The 2025 event will take place on Sunday, March 23, 2025. Visit [shamrockshuffle.com](https://shamrockshuffle.com) for more information.

### **Bank of America Chicago 13.1 Cheer Zone – Mile 13.1**

Reimagine the run and celebrate Chicago's West Side at the halfway point of the course! The fourth annual Bank of America Chicago 13.1 will take place on Sunday, June 1, 2025, running through the historic parks, boulevards and vibrant culture of Garfield Park, Humboldt Park and Douglass Park. Visit [chicago13point1.com](https://chicago13point1.com) to learn more.

### **Charity Block Party – Mile 15**

Thousands of Bank of America Chicago Marathon participants run and fundraise on behalf of important local, national and global causes. To celebrate the impact these participants make, the Chicago Marathon hosts a Charity Block Party near Mile 15. Spectators, family and friends can cheer on their charity runners at the Charity Block Party, located at Adams Street and Loomis Street near Whitney Young High School.

### **Bank of America Cheer Zones**

Join Bank of America to make some noise supporting race participants at one of our on-course Cheer Zones located at Mile 13 on N. Wacker in front of Bank of America Tower and again at Mile 26, close to the finish line, near Michigan Avenue and Roosevelt Road. Entertainment, cheer items and more will be available.

### **Community Cheer Zones**

Local running clubs, community groups, organizations, businesses and international groups have organized cheer zones throughout the course to motivate participants on their 26.2-mile journey through Chicago.

### **East Side Viewing Area**

Cheer on participants as they make the turn onto Columbus Drive in the final stretch of the 2024 Bank of America Chicago Marathon. Spectators can purchase East Side Viewing Area tickets to access an exclusive spectator viewing area at the finish line.

## CHARITY PROGRAM

Since 2002, Bank of America Chicago Marathon participants have raised more than \$322 million through the Charity Program. This feat is accomplished by individual participants who sign on to support an affiliated cause and commit to fundraising as a part of their Chicago Marathon journey. Every organization allows its team of runners the distinct opportunity to make more of their Marathon experience by not only accomplishing a personal goal on race day, but by contributing to a larger goal and giving back to a worthy cause.

For the Bank of America Chicago Marathon charities, their mission begins months in advance as they work to ensure runners accomplish their performance and fundraising goals. Each organization dedicates countless hours and resources to recruiting, planning and organizing their charity runner program. The experience begins with training runs for many of the runners along Chicago's lakefront path and suburban locations and continues with gatherings race weekend. Charities focus on creating a memorable experience for their runners that lasts well beyond the finish line.

For a complete list of charities participating in this year's Bank of America Chicago Marathon Charity Program visit [www.chicagomarathon.com/charityprogram](http://www.chicagomarathon.com/charityprogram).

### Charity Program growth

The Charity Program has grown from 14 charities with 1,674 runners in 2002 to over 200 charities with more than 14,000 runners in 2024. In 2023, charity runners raised a record \$30.4 million to fund causes ranging from healthier school initiatives, medical research and animal assistance to foreign aid/humanitarian efforts and assisting families of those in the armed forces. The runners truly take the experience of the Bank of America Chicago Marathon beyond the confines of Grant Park and change lives around the world.

### 2024 Top 10 charity teams by participation

Team World Vision	1,700
Team RMHC	1,300
American Cancer Society	900
TEAM PAWS Chicago	518
ALSAC/St. Jude Children's Research Hospital	517
Mercy Home for Boys & Girls	453
Alzheimer's Association (ALZ Stars)	380
Ann & Robert H. Lurie Children's Hospital of Chicago	377
The Leukemia & Lymphoma Society, Team In Training	345
Girls on the Run – Chicago	328

### Charity Program annual fundraising results

<i>Year</i>	<i>Charities</i>	<i>Participants</i>	<i>Funds raised (\$)</i>
2023	192	12,307	30,444,294
2022	180	12,120	27,579,778
2021	170	8,611	21,400,000
2020	175	8,700	10,900,000*
2019	170	11,300	27,100,000
2018	170	11,625	22,700,000
2017	180	10,525	18,500,000
2016	173	9,313	16,900,000
2015	172	9,549	18,700,000
2014	195	9,107	17,300,000
2013	140	10,712	15,000,000
2012	170	10,693	15,300,000
2011	162	10,192	13,400,000
2010	150	9,842	12,109,000
2009	123	8,768	10,183,855
2008	110	6,745	9,209,000
2007	85	6,600	9,985,482
2006	60	4,500	9,500,000
2005	43	3,000	6,317,000
2004	29	2,449	4,740,000
2003	19	2,527	4,540,000
2002	14	1,674	2,950,000

*\*The 2020 Bank of America Chicago Marathon was run as a virtual event following the decision to cancel the event in response to COVID-19.*

Charity program records were not officially kept until 2002.



## **SUSTAINABILITY PROGRAM**

Incorporating environmentally and socially responsible practices is an important part of the operational planning and production of the Bank of America Chicago Marathon. The Chicago Marathon sustainability program focuses on environmental stewardship, community engagement and outreach, accessibility and innovation.

### **Bank of America Chicago Marathon Sustainability timeline**

2010 – The event receives certification from the Council for Responsible Sport.

2014 – Increased sustainability efforts earns the event Silver Level certification.

2016 – The Bank of America Chicago Marathon becomes the largest marathon to earn Evergreen Level certification.

2018 – After achieving multiple certifications, the Council for Responsible Sport recognizes the race’s commitment and legacy within the sport and awards the Chicago Marathon Evergreen Inspire Status.

2019 – The Bank of America Chicago Marathon becomes an early signatory of the United Nation’s “Sports for Climate Action” initiative.


2024 – The Bank of America Chicago Marathon pursues Evergreen recertification with the Council for Responsible Sport.

For a specific list of sustainability initiatives, see [www.chicagomarathon.com/sustainability](http://www.chicagomarathon.com/sustainability).

PROFESSIONAL ATHLETE FIELD.....26  
PROFESSIONAL ATHLETE FIELD BIOGRAPHIES.....27



## PROFESSIONAL MEN - OPEN FIELD



### **BIRHANU LEGESE | ETHIOPIA**

**BIB:** 2

**BIRTHDATE:** September 11, 1994

**AGE:** 30

**RESIDENCE:** Ethiopia

**PERSONAL BEST:** 2:02:48 (Berlin, 2019)

Birhanu Legese made his Abbott World Marathon Major debut here in 2018 finishing in 10th place, three and a half minutes behind winner Mo Farah. Less than three months later, Legese won the Tokyo Marathon. In September of 2019, Legese was the runner-up to Kenenisa Bekele at the BMW Berlin Marathon. His 2:02:48 is still the sixth fastest marathon performance of all-time. Legese repeated his Tokyo victory in 2020. He has fifth and sixth place finishes at the TCS London Marathon in 2021 and 2022. Earlier this year, he was third at the Rotterdam Marathon, 26 seconds behind Amedework


Walegn, who he will face again here in Chicago. As a teenager, Legese was a standout sprinter winning youth titles in the 100m and 200m. He moved to the 10K at the age of 18.

### **CAREER HIGHLIGHTS**

- Third, 2024 Rotterdam Marathon
- 2019 and 2020 Tokyo Marathon champion
- Runner-up, 2019 Berlin Marathon

### **MAJOR ROAD RACE RESULTS**

<b>Date</b>	<b>Race</b>	<b>Place</b>	<b>Time</b>
04/14/24	Rotterdam Marathon	3rd	2:05:16
02/24/24	Ras Al Khaimah Half Marathon	6th	59:43
10/15/23	Amsterdam Marathon	4th	2:04:44
02/19/23	Barcelona Half Marathon	2nd	58:59
10/02/22	London Marathon	6th	2:06:11
10/03/21	London Marathon	5th	2:06:10
12/06/20	Valencia Marathon	3rd	2:03:16
03/01/20	Tokyo Marathon	1st	2:04:15
09/29/19	Berlin Marathon	2nd	2:02:48
03/03/19	Tokyo Marathon	1st	2:04:48
10/07/18	Chicago Marathon	10th	2:08:41
01/26/18	Dubai Standard Chartered Marathon	6th	2:04:15
11/19/17	New Delhi Half Marathon	1st	59:46
02/12/16	Ras Al Khaimah Half Marathon	1st	1:00:40
11/29/15	New Delhi Half Marathon	1st	59:20
03/29/15	Berlin Half Marathon	1st	59:45



## AMOS KIPRUTO | KENYA

**BIB:** 3

**BIRTHDATE:** September 16, 1992

**AGE:** 32

**RESIDENCE:** Kenya

**PERSONAL BEST:** 2:03:13 (Tokyo, 2022)

Amos Kipruto arrives for his first Abbott World Marathon Major in the United States with four podium finishes to his name between London, Tokyo and Berlin. That includes a victory in the 2022 TCS London Marathon. In his most recent race, the 2023 BMW Berlin Marathon, he finished seventh. 2022 was the best year of Kipruto’s career, kicking off with a second place finish in the Tokyo Marathon behind only the great Eliud Kipchoge. Seven months later, he got his London win. Kipruto won the bronze medal at the 2019 World Championship Marathon. He represented Kenya in the 2020 Tokyo Games, but did not finish the marathon. Besides his victory in London, Kipruto has marathon wins in Rome and Seoul. He trains with 2022 Chicago champion Benson Kipruto (no relation) and Boston and New York City winner Evans Chebet. Kipruto says he will run Chicago in honor of his fallen countryman, 2023 Chicago champion and world record holder Kelvin Kiptum.

### CAREER HIGHLIGHTS

- 2022 London Marathon Champion
- Runner-up, 2022 Tokyo Marathon
- 2021 Olympian, Marathon
- Bronze medalist, 2019 World Championship Marathon
- Runner-up, 2018 Berlin Marathon
- Third, 2018 Tokyo Marathon
- 2017 Seoul Marathon Champion
- 2016 Rome Marathon Champion

### MAJOR ROAD RACE RESULTS

Date	Race	Place	Time
09/24/23	Berlin Marathon	7th	2:04:49
10/02/22	London Marathon	1st	2:04:39
03/06/22	Tokyo Marathon	2nd	2:03:13
12/06/20	Valencia Marathon	4th	2:03:30
03/01/20	Tokyo Marathon	18th	2:08:00
10/05/19	World Championship Marathon	3rd	2:10:51
05/05/19	Prague Marathon	3rd	2:06:46
09/16/18	Berlin Marathon	2nd	2:06:23
02/25/18	Tokyo Marathon	3rd	2:06:33
10/15/17	Amsterdam Marathon	5th	2:05:43
03/19/17	Seoul Marathon	1st	2:05:54
10/16/16	Amsterdam Marathon	13th	2:09:08
04/10/16	Rome Marathon	1st	2:08:12



## VINCENT NGETICH | KENYA

**BIB:** 4

**BIRTHDATE:** January 3, 1999

**AGE:** 25

**RESIDENCE:** Kenya

**PERSONAL BEST:** 2:03:13 (Berlin, 2023)

Chicago will be Vincent Ngetich's third ever marathon and his first race of any distance in the United States. If he continues his current streak of top three finishes in both of the marathons he's completed, he will find himself on the podium. In his debut marathon, the 2023 BMW Berlin Marathon, only one man separated Ngetich from breaking the finish tape and that was race winner Eliud Kipchoge. In Tokyo earlier this year, Ngetich took third. Ngetich spent the first four years of his career competing in ekidens in Japan. He moved to the half marathon in 2021 with victories in Madrid and Tokyo.

## CAREER AND PERSONAL NOTES

- Third, 2024 Tokyo Marathon
- Runner-up, 2023 Berlin Marathon
- 2021 Madrid Half Marathon Champion
- 2021 Tokyo Legacy Half Marathon Champion

## MAJOR ROAD RACE RESULTS

Date	Race	Place	Time
03/04/24	Tokyo Marathon	3rd	2:04:18
09/24/23	Berlin Marathon	2nd	2:03:13
04/30/23	Istanbul Half Marathon	5th	1:00:09
03/12/23	Lisbon Half Marathon	3rd	59:10
12/23/22	Bahrain Royal Night Half Marathon	5th	1:01:06
10/16/22	Tokyo Legacy Half Marathon	1st	1:00:10
09/18/22	Copenhagen Half Marathon	4th	59:09
04/03/22	Madrid Half Marathon	1st	1:01:05
01/23/22	Santa Pola Half Marathon	2nd	1:00:41



## DAWIT WOLDE | ETHIOPIA

**BIB:** 5

**BIRTHDATE:** MAY 19, 1991

**AGE:** 33

**RESIDENCE:** Ethiopia

**PERSONAL BEST:** 2:03:48 (Valencia, 2023)

Dawit Wolde followed up a disappointing and uncharacteristic performance at last year's Bank of America Chicago Marathon by shattering his personal best and finishing third at the highly competitive Valencia Marathon less than two months later. Despite his 17th place finish last year and a DNF in 2022, Wolde hopes his third time here is a charm. When Wolde finishes the race, it's usually in the top five. That includes a victory at the 2019 Prague Marathon and runner-up finishes in Hong Kong and Frankfurt. Wolde has been competing since the age of 16 when he won a bronze medal in the

1500m at the 2007 World Youth Championships.

### CAREER AND PERSONAL NOTES

- Third, 2023 Valencia Marathon
- 2019 Prague Marathon champion
- Runner-up, 2019 Hong Kong Marathon
- Runner-up, 2019 Frankfurt Marathon
- 2016 Olympian, 1500m
- 2016 World Indoor Championship finalist, 1500m
- 2012 Olympian, 1500m
- 2007 World Youth Championships bronze medalist, 1500m

### MAJOR ROAD RACE RESULTS

Date	Race	Place	Time
12/03/23	Valencia Marathon	3rd	2:03:48
10/08/23	Chicago Marathon	17th	2:11:33
04/16/23	Rotterdam Marathon	4th	2:05:46
10/24/21	Rotterdam Marathon	3rd	2:04:27
03/08/20	NN CPC Loop Den Haag	1st	59:58
10/27/19	Frankfort Marathon	2nd	2:07:10
05/05/19	Prague Marathon	1st	2:06:18
02/17/19	Hong Kong Marathon	2nd	2:11:11
01/25/15	Marrakech Marathon	4th	2:10:04



## AMDEWORK WALELEGN | ETHIOPIA

**BIB:** 6

**BIRTHDATE:** March 11, 1999

**AGE:** 25

**RESIDENCE:** Ethiopia

**PERSONAL BEST:** 2:04:50 (Rotterdam, 2024)

Amdework Walelegn will make his Abbott World Marathon Major debut in Chicago after standing on marathon podiums around the world. A two-time winner of the Seoul Marathon, Walelegn set his personal best in Rotterdam this year finishing in second place in 2:04:50. A bronze medalist in the 2020 World Championship Half Marathon, Walelegn has half marathon victories in Seville, Istanbul, New Delhi and Copenhagen. As a teenager, Walelegn was the bronze medalist in the 10,000m at the 2016 World U20 Championships and the silver medalist in the 2017 World U20 Cross Country Championship.

### CAREER HIGHLIGHTS

- Runner-up, 2024 Rotterdam Marathon
- 2022 and 2023 Seoul Marathon Champion
- 2021 Copenhagen Half Marathon Champion
- Bronze medalist, 2020 World Half Marathon Championship
- 2019 New Delhi Half Marathon Champion
- 2018 Istanbul Half Marathon Champion
- Silver medalist, 2017 World U20 Cross Country Championship
- Bronze medalist, 2016 World U20 Championship, 10,000m

### MAJOR ROAD RACE RESULTS

Date	Race	Place	Time
04/14/24	Rotterdam Marathon	2nd	2:04:50
03/19/23	Seoul Marathon	1st	2:05:27
01/29/23	Seville Half Marathon	1st	1:00:28
11/06/22	Seoul Marathon	1st	2:06:59
09/18/22	Copenhagen Half Marathon	2nd	59:05
02/19/22	Ras Al Khaimah Half Marathon	4th	58:40
10/17/21	Amsterdam Marathon	15th	2:07:48
09/19/21	Copenhagen Half Marathon	1st	59:10
04/04/21	Istanbul Half Marathon	4th	59:48
11/29/20	New Delhi Half Marathon	1st	58:53
10/17/20	World Half Marathon Championship	3rd	59:08
04/07/19	Istanbul Half Marathon	10th	1:01:56
02/08/19	Ras Al Khaimah Half Marathon	8th	59:39
10/21/18	New Delhi Half Marathon	2nd	59:22
09/16/18	Copenhagen Half Marathon	13th	1:00:37
04/08/18	Istanbul Half Marathon	1st	59:50
02/24/18	Riyadh Half Marathon	3rd	1:02:00



## JOHN KORIR | KENYA

**BIB:** 7

**BIRTHDATE:** December 2, 1996

**AGE:** 27

**RESIDENCE:** Kenya

**PERSONAL BEST:** 2:05:01 (Chicago, 2022)

When John Korir comes to Chicago, he runs fast. Unfortunately for Korir, despite running the two fastest times of his career here in 2022 and 2023, he's found himself in historically fast races that include course and world records. With a promising 2024 thus far, he hopes to be the one making history this year. After finishing fourth here last fall, he kicked off this year with a personal best half marathon time of 58:50 finishing second at the Ras Al Khaimah Half Marathon in the United Arab Emirates. He then took fourth in the Boston Marathon. In August, he dominated the Falmouth Road Race winning by more than a minute. Korir is no stranger to breaking the tape as the winner of the 2021 and 2022 Los Angeles Marathon. Korir's older brother Wesley ran the Chicago Marathon seven times, including a runner-up finish in 2011.

### CAREER HIGHLIGHTS

- Runner-up, 2024 Ras Al Khaimah Half Marathon
- Third place, 2022 Bank of America Chicago Marathon
- 2022 and 2021 Los Angeles Marathon champion

### MAJOR ROAD RACE RESULTS

Date	Race	Place	Time
04/15/24	Boston Marathon	4th	2:07:40
02/24/24	Ras Al Khaimah Half Marathon	2nd	58:50
10/08/23	Chicago Marathon	4th	2:05:09
04/17/23	Boston Marathon	9th	2:10:04
10/09/22	Chicago Marathon	3rd	2:05:01
03/20/22	Los Angeles Marathon	1st	2:09:08
11/07/21	Los Angeles Marathon	1st	2:12:49
10/27/19	Frankfurt Marathon	12th	2:13:09
03/24/19	Los Angeles Marathon	2nd	2:11:53
05/27/18	Ottawa Marathon	2nd	2:09:14





## HUSEYDIN MOHAMED | ETHIOPIA

**BIB:** 8

**BIRTHDATE:** September 11, 2000

**AGE:** 24

**RESIDENCE:** Ethiopia

**PERSONAL BEST:** 2:05:05 (Amsterdam, 2022)

Huseydin Mohamed bounced back from a DNF in Chicago last year with an eighth place finish in Valencia and a runner-up finish in Boston. In Boston, he finished only behind countryman and future Olympic Gold Medalist Sisay Lemma. Just 24, Mohamed made his marathon debut in Amsterdam in 2022, finishing fifth in 2:05:05. It's still his personal best. He ran his first Abbott World Marathon Major last year taking the runner-up spot in Tokyo. As part of the NN Running Team, Mohamed lives and trains in Addis Abba with two-time Tokyo Marathon winner Birhanu Legese. He's coached by Mersha Asrat,

who has coached marathon legend Kenenisa Bekele.

### CAREER HIGHLIGHTS

- Runner-up, 2024 Boston Marathon
- Runner-up, 2023 Tokyo Marathon
- 2022 Lisbon Half Marathon Champion
- Runner-up, 2021 Lisbon Half Marathon

### MAJOR ROAD RACE RESULTS

Date	Race	Place	Time
04/15/24	Boston Marathon	2nd	2:06:58
12/03/23	Valencia Marathon	8th	2:05:40
03/23/23	Tokyo Marathon	2nd	2:05:22
05/08/22	Lisbon Half Marathon	1st	1:01:00
10/16/22	Amsterdam Marathon	5th	2:05:05
10/17/21	Poznań Half Marathon	1st	59:32
11/21/21	Lisbon Half Marathon	2nd	59:39



## JEMAL YIMER | ETHIOPIA

**BIB:** 9

**BIRTHDATE:** September 11, 1996

**AGE:** 28

**RESIDENCE:** Ethiopia

**PERSONAL BEST:** 2:06:08 (Seoul, 2024)

2024 has been a good year for Jemal Yimer. He's won three of the four races he's run and finished second in the other. Those wins included the Seoul Marathon, his first ever marathon victory, and his second win at the Houston Half Marathon. Yimer's other finishes in Abbott World Marathon Major events have all been in the top 10. He was ninth in New York last year. He has been eighth twice in Boston and was third there in 2021. He was a DNF in Chicago in 2022. Besides his two victories in Houston, Yimer is a two-time winner of the Antrim Coast Half Marathon in Northern Ireland and he's won

the Valencia Half Marathon. Yimer has won many of the United States' most historic road races including the Cherry Blossom 10 Miler, Lilac Bloomsday 10K and Boilermaker 15K.

### CAREER HIGHLIGHTS

- 2024 Seoul Marathon Champion
- 2020 and 2024 Houston Half Marathon Champion
- Third, 2021 Boston Marathon
- 2021 and 2022 Antrim Coast Half Marathon Champion
- 2018 Valencia Half Marathon Champion

### MAJOR ROAD RACE RESULTS

Date	Race	Place	Time
03/17/24	Seoul Marathon	1st	2:06:08
01/14/24	Houston Half Marathon	1st	1:00:42
11/05/23	New York City Marathon	9th	2:11:31
10/01/23	World Athletics Road Running Half	4th	59:22
08/27/23	Antrim Coast Half Marathon	2nd	58:38
04/18/22	Boston Marathon	8th	2:08:58
12/12/21	Bahrain Night Half Marathon	6th	1:00:29
10/11/21	Boston Marathon	3rd	2:10:38
08/29/21	Antrim Coast Half Marathon	1st	1:00:30
01/19/20	Houston Half Marathon	1st	59:25
10/27/19	Valencia Half Marathon	3rd	59:09
03/15/19	Bahrain Night Half Marathon	2nd	59:45
01/20/19	Houston Half Marathon	2nd	1:00:14
10/28/18	Valencia Half Marathon	1st	58:33
09/16/18	Copenhagen Half Marathon	3rd	59:14
06/23/18	Olomouc Half Marathon	2nd	1:00:37
03/24/18	World Half Marathon Championships	4th	1:00:33
02/09/18	Ras Al Khaimah Half Marathon	2nd	59:00



## TATSUYA MARUYAMA | JAPAN

**BIB:** 12

**BIRTHDATE:** July 29, 1994

**AGE:** 30

**RESIDENCE:** Japan

**PERSONAL BEST:** 2:07:50 (Berlin, 2022)

Tatsuya Maruyama has returned to form in 2024 after a year plagued with injury in 2023. He started off the year with a 45-second personal best in the half marathon at the Kagawa Marugame International Half Marathon. A few weeks later, he finished sixth in the Osaka Marathon with a time of 2:07:52, just two seconds off his personal best. That came in 2022 when he finished eighth in Berlin. Chicago will mark Maruyama's second Abbott World Marathon Major and only his second race outside of Japan. He runs for the Toyota Long Distance team and enjoys collecting diecast cars.

## CAREER HIGHLIGHTS

- 2020 Hofu Yumiuri Marathon Champion
- 2020 Osaka Half Marathon Champion

## MAJOR ROAD RACE RESULTS

Date	Race	Place	Time
02/25/24	Osaka Marathon	6th	2:07:52
02/04/24	Kagawa Marugame Intl Half Marathon	12th	1:01:13
02/05/23	Beppu-Oita Mainichi Marathon	8th	2:08:26
09/25/22	Berlin Marathon	8th	2:07:50
02/28/21	Lake Biwa Mainichi Marathon	55th	2:11:10
12/20/20	Hofu Yumuiuri Marathon	1st	2:09:36
03/01/20	Tokyo Marathon	98th	2:23:58
01/26/20	Osaka Half Marathon	1st	1:01:58



## YUICHI YASUI | JAPAN

**BIB:** 14

**BIRTHDATE:** May 19, 1995

**AGE:** 29

**RESIDENCE:** Japan

**PERSONAL BEST:** 2:08:48 (Beppu, 2023)

Like his countryman Tatsuya Maruyamam, Yuichi Yasui also runs for the Toyota Long Distance team. Yasui kicked off his 2024 campaign in Beppu where he went for the win, but had to settle for fifth. A month later, he got married and honeymooned in Hawaii. Yasui saw a major leap forward in 2023 when he lowered his marathon personal best by nearly two minutes. Chicago will be his first race in the United States and his first Abbott World Marathon Major since 2019. He hopes to run 2:07:00 or under.

### CAREER HIGHLIGHTS

- Runner-up, 2019 Nishinippon Marathon

### MAJOR ROAD RACE RESULTS

Date	Race	Place	Time
06/30/24	Hakodate Half Marathon	9th	1:03:53
02/04/24	Beppu-Oita Mainichi Marathon	5th	2:09:30
10/15/23	Marathon Grand Championship	19th	2:12:11
05/07/23	Prague Marathon	6th	2:10:33
02/05/23	Beppu-Oita Mainichi Marathon	9th	2:08:48
08/28/22	Hokkaido Marathon	15th	2:15:42
02/27/22	Osaka/Lake Biwa Mainichi Marathon	28th	2:12:58
02/02/20	Beppu-Oita Mainichi Marathon	12th	2:10:19
09/29/19	Berlin Marathon	11th	2:10:26
02/10/19	Nishinippon Marathon	2nd	2:12:39
02/25/18	Tokyo Marathon	67th	2:22:08
02/28/16	Tokyo Marathon	33rd	2:18:09



## JORGE CASTELBLANCO | PANAMA

**BIB:** 15

**BIRTHDATE:** September 23, 1987

**AGE:** 37

**RESIDENCE:**

**PERSONAL BEST:** 2:09:24 (Seville, 2024)

Jorge Castelblanco broke his own Panamanian record holder in the marathon earlier this year with a 2:09:24 finish in Seville. Unfortunately, it was not enough to send him to the Paris Olympics and he missed the chance to run his third consecutive Olympic Marathon. In 2016, Castelblanco became the first runner from Panama to compete in the Olympic marathon. He also represented his country in the 2020 Tokyo Games. Castelblanco is employed as a police officer. He is married with a son.

### CAREER HIGHLIGHTS

- Panamanian national record holder, marathon
- 2016 and 2020 Olympian, marathon

### MAJOR ROAD RACE RESULTS

Date	Race	Place	Time
02/18/24	Seville Marathon	35th	2:09:24
08/08/21	Tokyo Olympic Marathon	74th	2:33:22
11/28/21	Panama International Marathon	1st	2:27:08
12/06/20	Valencia Marathon	27th	2:09:49
12/01/19	Valencia Marathon	42nd	2:15:11
04/28/19	Hamburg Marathon	36th	2:19:42
04/09/17	Hanover Marathon	9th	2:16:06
08/21/16	Rio de Janeiro Olympic Marathon	134th	2:39:25
04/17/16	Hamburg Marathon	15th	2:15:57
11/29/15	Panama City Marathon	1st	2:32:59



## ZACH PANNING | UNITED STATES

**BIB:** 16

**BIRTHDATE:** March 29, 1995

**AGE:** 29

**RESIDENCE:** Rochester Hills, MI

**PERSONAL BEST:** 2:09:28 (Chicago, 2022)

At the U.S. Olympic Team Trials - Marathon this past February, Zach Panning went for it. He led 18 miles of the race before falling off the pace with just over three miles to go and fading to a sixth place finish. But Panning says he has no regrets. He returns to Chicago for the first time since his breakthrough race here in 2022, where he earned himself a spot on Team USA at the World Athletics Championships in Budapest. Last August, he was the top American finisher in that race, crossing the line in 13th (later upgraded to 12th due to the doping suspension of a Rwandan runner).

In September, Panning set a new half marathon personal best of 1:02:48 with his fourth place finish in the Philadelphia Distance Run. A three-time NCAA Division II champion at Grand Valley State, Panning won the 2023 Bank of America Shamrock Shuffle 8K here in Chicago.

### CAREER HIGHLIGHTS

- Sixth, 2024 U.S. Olympic Team Trials - Marathon
- Top American (12th), 2023 World Athletics Championship Marathon
- 2023 Bank of America Shamrock Shuffle Champion
- Three-time NCAA Division II Champion (5000m, 10,000m)

### MAJOR ROAD RACE RESULTS

Date	Race	Place	Time
09/15/24	Philadelphia Distance Run	4th	1:02:48
02/03/24	U.S. Olympic Team Trials - Marathon	6th	2:10:50
08/27/23	World Championship Marathon	12th	2:11:21
10/09/22	Chicago Marathon	11th	2:09:28
09/18/22	Philadelphia Distance Run	7th	1:03:27
10/10/21	Chicago Marathon	11th	2:15:04
09/19/21	Philadelphia Distance Run	8th	1:06:01
02/28/21	Atlanta Half Marathon	2nd	1:04:01



## BRIAN SHRADER | UNITED STATES

**BIB:** 17

**BIRTHDATE:** July 22, 1991

**AGE:** 33

**RESIDENCE:** Cambridge, MA

**PERSONAL BEST:** 2:09:46 (Chicago, 2023)

Following a nagging Achilles injury and a sacral stress fracture, Brian Shrader nearly retired from competitive running. But he said support from his fiancée, professional middle distance runner Helen Schlachtenhaufen, kept him going. While Shrader dropped out of February’s U.S. Olympic Team Trials - Marathon, he came back with a top ten finish at the TCS London Marathon in April. Shrader, an All-American at Northern Arizona University, holds the American record in the 12K. He set his marathon personal best in Chicago last year. Shrader coaches track and field at Harvard. He and


Schlachtenhaufen, a Lake Forest, Illinois native, plan to get married in Chicago this December.

### CAREER HIGHLIGHTS

- American record holder, 12K
- All-American, Northern Arizona University
- 2017 USATF Finalist, 3000m steeplechase

### MAJOR ROAD RACE RESULTS

Date	Race	Place	Time
04/21/24	London Marathon	10th	2:10:50
10/08/23	Chicago Marathon	11th	2:09:46
04/02/23	Paris Marathon	14th	2:12:53
02/26/23	U.S. Half Marathon Championship	5th	1:02:43
01/15/23	Houston Half Marathon	10th	1:02:17
11/07/21	New York City Marathon	19th	2:21:55
10/13/19	Chicago Marathon	22nd	2:13:27
03/17/19	New York City Half Marathon	15th	1:04:03
12/02/18	U.S. Marathon Championship	6th	2:13:30
10/07/18	BAA Half Marathon	8th	1:05:26



## CJ ALBERTSON | UNITED STATES

**BIB:** 18

**BIRTHDATE:** October 11, 1993

**AGE:** 31

**RESIDENCE:** Fresno, CA

**PERSONAL BEST:** 2:09:53 (Boston, 2024)

CJ Albertson will make his Chicago debut two days after his 31st birthday. The last time the U.S. 50K record holder raced on his birthday, it was the 2021 edition of the Boston Marathon. Albertson made headlines that day for leading the first 20 miles of the race and holding on for a top 10 finish despite the blistering pace on the very challenging Boston course. This year, Albertson posted a fifth place finish in the U.S. Olympic Team Trials - Marathon and then went back to Boston where he finished seventh in a new personal best of 2:09:53. In September, he traveled to Hawaii where he won the Kauai Half Marathon. At the end of 2023, Albertson won the California International Marathon in Sacramento in 2:11:09. A week later, he won the 57 Maraton Baja California in Mexico by running just one second faster. Albertson coaches track and cross country at Clovis Community College in California. He's married to his former Arizona State teammate, Chelsey.


## CAREER HIGHLIGHTS

- U.S. 50K record holder
- Fifth, U.S. Olympic Team Trials - Marathon
- 2023 57 Marathon Baja California Champion
- 2023 California International Marathon Champion

## MAJOR ROAD RACE RESULTS

Date	Race	Place	Time
09/01/24	Kauai Half Marathon	1st	1:05:23
04/15/24	Boston Marathon	7th	2:09:53
02/03/24	U.S. Olympic Team Trials - Marathon	5th	2:10:07
12/10/23	57 Maraton Baja California - Mexico	1st	2:11:08
12/03/23	International Marathon	1st	2:11:09
04/17/23	Boston Marathon	12th	2:10:33
12/11/22	Málaga Marathon	10th	2:13:36
10/08/22	Ruth Anderson Memorial Run	1st	2:38:43
06/18/22	Grandma's Marathon	5th	2:10:52
04/18/22	Boston Marathon	13th	2:10:23
12/05/21	California International Marathon	8th	2:14:45
10/11/21	Boston Marathon	10th	2:11:44
06/19/21	Grandma's Marathon	2nd	2:14:29
12/20/20	The Marathon Project	10th	2:11:18
02/29/20	U.S. Olympic Team Trials - Marathon	7th	2:11:49
12/08/19	California International Marathon	2nd	2:13:40
11/03/19	Two Cities Marathon	1st	2:14:51
03/31/19	Modesto Marathon	1st	2:16:45





## DANIEL EBENYO | KENYA

**BIB:** 32

**BIRTHDATE:** September 18, 1995

**AGE:** 29

**RESIDENCE:** Kenya

**PERSONAL BEST:** DEBUT

Daniel Ebenyo will make his much anticipated and long awaited marathon debut in Chicago. Ebenyo is the reigning World silver medalist in the 10,000m and in the World Championship Half Marathon. He's a three-time Kenyan national champion in the 5000m and competed in the 2020 Tokyo Olympics where he finished 10th. He won the Valencia 10K in 2022, breaking the 27 minute barrier for the first time. In April, Ebenyo won the Berlin Half Marathon in warm conditions. This summer, he scored podium finishes at the Peachtree Road Race in Atlanta and the Boston 10K.

## CAREER HIGHLIGHTS

- 2024 Berlin Half Marathon Champion
- Silver medalist, World Road Running Championships Half Marathon
- Silver medalist, World Athletics Championships (10,000m)
- 2022 Valencia 10K Champion
- Silver medalist, 2022 African Championships (5000m)
- 3-time Kenyan National Champion, 5000m

## MAJOR ROAD RACE RESULTS

Date	Race	Place	Time
04/07/24	Berlin Half Marathon	1st	59:30
10/15/23	New Delhi Half Marathon	1st	59:27
10/01/23	World Athletics Running Championships	2nd	59:14
04/30/23	Istanbul Half Marathon	1st	59:52
12/23/22	Bahrain Royal Night Half Marathon	2nd	59:04
10/30/22	Nairobi Half Marathon	1st	1:00:50
11/03/19	Laayoune Half Marathon	1st	1:00:45
10/06/19	Eldoret Half Marathon	1st	1:03:00

## PROFESSIONAL WOMEN - OPEN FIELD



### RUTH CHEPNGETICH | KENYA

**BIB:** 101

**BIRTHDATE:** August 8, 1994

**AGE:** 30

**RESIDENCE:** Kenya

**PERSONAL BEST:** 2:14:18 (Chicago, 2022)

Ruth Chepngetich, the 2022 and 2021 Chicago champion, holds the third and fourth fastest times in Bank of America Chicago Marathon history. She nearly broke the then-world record when she won the 2022 race in 2:14:08. With her 2:15:37 finish last year, she recorded the fastest time ever by a runner up here. Since making her marathon debut in 2017, she has won Chicago (twice), Nagoya (twice), Istanbul (twice), Dubai and the 2019 World Championships. Chepngetich, who is self coached, finished ninth in the 2024 TCS London Marathon. After the race, she posted on Instagram that it was

“not the race I wanted.” However, in August, she bounced back with a win and course record at the Buenos Aires Half Marathon. Her winning time of 1:05:58 was the fastest time ever run in South America. Chepngetich lives in eastern Kenya with her husband and their thirteen-year-old daughter.

### CAREER HIGHLIGHTS

- 2023 Chicago Marathon runner-up
- 2021, 2022 Chicago Marathon champion
- 2023 Kenya XC champion
- 2022, 2023 Nagoya Women’s Marathon champion (course record holder)
- 2022 World Championship Qualifier, marathon
- 2021 Half Marathon world record, 1:04:02 (broken later that fall)
- 2020 Olympian, marathon
- 2019 World Marathon champion
- 2019 Dubai Marathon champion
- 2017, 2018 Istanbul Marathon champion

### MAJOR ROAD RACE RESULTS

Date	Race	Place	Time
08/25/24	Buenos Aires Half Marathon	1st	1:05:58
04/21/24	London Marathon	9th	2:24:36
10/08/23	Chicago Marathon	2nd	2:15:37
08/27/23	Buenos Aires Half Marathon	3rd	1:06:18
03/12/23	Nagoya Women’s Marathon	1st	2:18:08
10/09/22	Chicago Marathon	1st	2:14:18
03/13/22	Nagoya Women’s Marathon	1st	2:17:18
10/10/21	Chicago Marathon	1st	2:22:31
04/04/21	Istanbul Half Marathon	1st	1:04:02
09/27/19	World Championships Marathon	1st	2:32:43
01/25/19	Dubai Marathon	1st	2:17:08
11/11/18	Istanbul Marathon	1st	2:18:35
04/08/18	Paris Marathon	2nd	2:22:59
03/24/18	World Half Marathon Championships	13th	1:09:12
11/12/17	Istanbul Marathon	1st	2:22:36



## SUTUME KEBEDE | ETHIOPIA

**BIB:** 102

**BIRTHDATE:** December 11, 1994

**AGE:** 29

**RESIDENCE:** Ethiopia

**PERSONAL BEST:** 2:15:55 (Tokyo, 2024)

2024 has already been a career year for Sutume Kebede. In January, Kebede was a late entry into the Aramco Houston Half Marathon. She won the race in 1:04:37, the fastest half marathon time ever recorded in North America. Kebede followed up that performance with her first Abbott World Marathon Major victory, winning the Tokyo Marathon in 2:15:55. She will return to Chicago following a disappointing 15th place finish in 2023. As a teenager, Sutume Kebede turned heads, shattering Ethiopia's 25K record then held by the legendary Ejegayehu Dibaba (record has since been broken). She's

focused almost exclusively on the marathon and half marathon distance ever since. Kebede got her first marathon victory at the Beijing Marathon in 2019. In 2020, she made her Abbott World Marathon Majors debut with a third place finish in Tokyo.

### CAREER HIGHLIGHTS

- 2024 Tokyo Marathon Champion
- Fastest-ever half marathon run in North America (Houston, 2024)
- Runner-up, 2022 Seoul Marathon
- Eighth, 2022 London Marathon
- Runner-up, 2021 Ethiopian Championships 10,000m
- Third, 2020 Tokyo Marathon
- 2019 Beijing Marathon champion

### MAJOR ROAD RACE RESULTS

Date	Race	Place	Time
03/03/24	Tokyo Marathon	1st	2:15:55
01/14/24	Houston Half Marathon	1st	1:04:37
10/08/23	Chicago Marathon	15th	2:26:49
10/02/22	London Marathon	8th	2:20:44
04/17/22	Seoul Marathon	2nd	2:18:12
10/11/21	Boston Marathon	23rd	2:37:45
03/01/20	Tokyo Marathon	3rd	2:20:30
10/28/18	Ljubljana Marathon	7th	2:29:45
10/22/17	Toronto Waterfront Marathon	2nd	2:29:26
04/10/16	Rotterdam Marathon	2nd	2:28:04
01/22/16	Dubai Marathon	4th	2:24:00



## JOYCILINE JEPKOSGEI | KENYA

**BIB:** 103

**BIRTHDATE:** December 8, 1993

**AGE:** 30

**RESIDENCE:** Kenya

**PERSONAL BEST:** 2:16:24 (London, 2024)

Joyciline Jepkosgei made her Chicago debut last year, finishing in fourth place in the fastest field in race history. A two-time Abbott World Marathon Majors Champion, Jepkosgei came onto the scene strong by winning her first marathon, the 2019 TCS New York City Marathon, taking down the great Mary Keitany in the process. She followed it up with a second place finish in Valencia in 2020 and a win at the TCS London Marathon in 2021. This year, Jepkosgei won the Barcelona Half Marathon in 1:04:29, the sixth fastest time in history. In April, she finished third in London with a new personal best

of 2:16:24. Jepkosgei was the first woman to break 65 minutes in the half marathon, setting the then-world record in Prague in 2017. She is a member of the Kenya Defence Forces where she holds the role of sergeant. Jepkosgei is coached by her husband Nicholas Koech and trains with American Betsy Saina.

### CAREER HIGHLIGHTS

- 3rd, 2024 London Marathon
- 2022 TCS London Marathon runner-up
- 2021 TCS London Marathon champion
- 2019 TCS New York City Marathon champion
- 2018 World Half Marathon silver medalist
- First woman to break 65 minutes in the half marathon (2017)

### MAJOR ROAD RACE RESULTS

Date	Race	Place	Time
04/21/24	London Marathon	3rd	2:16:24
02/11/24	Barcelona Half Marathon	1st	1:04:29
10/08/23	Chicago Marathon	4th	2:17:23
04/17/23	Boston Marathon	12th	2:24:44
02/19/23	Barcelona Half Marathon	2nd	1:04:46
10/02/22	London Marathon	2nd	2:18:07
04/18/22	Boston Marathon	7th	2:24:43
10/03/21	London Marathon	1st	2:17:43
08/22/21	Berlin Half Marathon	1st	1:05:16
12/06/20	Valencia Marathon	2nd	2:18:40
10/17/20	World Half Marathon Championships	6th	1:05:58
11/03/19	New York City Marathon	1st	2:22:38
03/17/19	New York City Half Marathon	1st	1:10:07
03/24/18	World Half Marathon Championships	2nd	1:06:54
10/22/17	Valencia Half Marathon	1st	1:04:51
04/01/17	Prague Half Marathon	1st	1:04:52



## DEGITU AZIMERAW | ETHIOPIA

**BIB:** 104

**BIRTHDATE:** January 24, 1999

**AGE:** 25

**RESIDENCE:** Ethiopia

**PERSONAL BEST:** 2:17:58 (London, 2021)

Degitu Azimeraw made memorable debuts in both the half marathon and marathon distances. In 2018, her half marathon debut finishing time of 66:47 was a U20 world record. In 2019, her first marathon finish of 2:19:26 - a victory in Amsterdam - was, at the time, the second fastest debut in history. Two years later, Azimeraw made her Abbott World Marathon Majors debut with a runner-up finish and a personal best in London. In March of this year, Azimeraw won the Barcelona Marathon by nearly two minutes, narrowly missing the course record. Azimeraw is an avid fan of Manchester United.

She was inspired to run by hearing the stories of Ethiopian legends Tirunesh Dibaba and Meseret Defar.

### CAREER HIGHLIGHTS

- 2024 Barcelona Marathon Champion
- 2019 Amsterdam Marathon Champion
- Former U20 Half Marathon World Record Holder

### MAJOR ROAD RACE RESULTS

Date	Race	Place	Time
03/10/24	Barcelona Marathon	1st	2:19:52
12/17/23	Bangsaen21 Half Marathon	5th	1:12:36
04/18/22	Boston Marathon	8th	2:25:23
10/03/21	London Marathon	2nd	2:17:58
12/06/20	Valencia Marathon	5th	2:19:56
02/21/20	Ras Al Khaimah Half Marathon	9th	1:07:02
10/20/19	Amsterdam Marathon	1st	2:19:26
02/08/19	Ras Al Khaimah Half Marathon	4th	1:06:07
02/09/18	Ras Al Khaimah Half Marathon	6th	1:06:47



## ASHETE BEKERE DIDO | ETHIOPIA

**BIB:** 105

**BIRTHDATE:** April 17, 1988

**AGE:** 36

**RESIDENCE:** Ethiopia

**PERSONAL BEST:** 2:17:58 (Tokyo, 2022)

With victories in Rotterdam, Berlin and Valencia on her resume, Ashete Bekere Dido is looking to make Chicago her first finish and first victory in the United States. In 25 marathon finishes since 2013, Bekere has never finished below ninth place. In her only other U.S. appearance, she was a DNF at the 2022 World Athletics Championship Marathon in Eugene. Bekere has four podium finishes at Abbott World Marathon Major races to her name, including her 2019 victory in Berlin where she outsprinted fellow-Ethiopian Mare Dibaba. She returned to the winner's circle in 2024, winning the Rotterdam Marathon this past April in 2:19:30. She also won that race in 2019.

### CAREER HIGHLIGHTS

- 2024 Rotterdam Marathon Champion
- Third, 2023 Tokyo Marathon
- 2019 Berlin Marathon Champion
- 2019 Rotterdam Marathon Champion
- 2018 Valencia Marathon Champion

### MAJOR ROAD RACE RESULTS

Date	Race	Place	Time
04/14/24	Rotterdam Marathon	1st	2:19:30
02/24/24	Ras Al Khaimah Half Marathon	10th	1:10:03
10/15/23	Amsterdam Marathon	4th	2:21:51
03/05/23	Tokyo Marathon	3rd	2:19:11
10/02/22	London Marathon	6th	2:19:30
03/06/22	Tokyo Marathon	2nd	2:17:58
10/03/21	London Marathon	3rd	2:18:18
10/04/20	London Marathon	4th	2:22:51
02/16/20	Barcelona Half Marathon	1st	1:06:37
09/29/19	Berlin Marathon	1st	2:20:14
04/07/19	Rotterdam Marathon	1st	2:22:55
12/02/18	Valencia Marathon	1st	2:21:14
04/08/18	Paris Marathon	4th	2:23:37
08/27/17	Mexico City Marathon	2nd	2:38:46
06/11/17	Lanzhou Marathon	1st	2:32:03
03/19/17	Seoul Marathon	2nd	2:25:57
10/16/16	Toronto Waterfront Marathon	4th	2:33:15
02/28/16	Tokyo Marathon	7th	2:25:50
03/05/15	Prague Marathon	5th	2:26:55
01/23/15	Dubai Standard Chartered Marathon	9th	2:23:43
10/26/14	Frankfurt Marathon	3rd	2:24:59
05/11/14	Prague Marathon	3rd	2:28:04
03/09/14	Nagoya International Marathon	8th	2:29:21
10/06/23	Košice Peace Marathon	1st	2:27:47
03/23/13	Chongqing Marathon	3rd	2:32:23
01/10/13	See Genezareth Tiberias Marathon	1st	2:40:22



## HIWOT GEBREMARYAM | ETHIOPIA

**BIB:** 106

**BIRTHDATE:** May 11, 1995

**AGE:** 29

**RESIDENCE:** Ethiopia

**PERSONAL BEST:** 2:17:59 (Valencia, 2023)

Hiwot Gebremaryam will make her Chicago debut this year following a disappointing DNF in Boston this spring. She is looking to return to form after a 2023 in which she kicked off with a personal best in the half marathon (1:06:28 in Houston) and finished with a personal best in the marathon (2:17:59 in Valencia). Gebremaryam made her Abbott World Marathon Majors debut in 2021 with a second place finish at the BMW Berlin Marathon. Earlier that year, she won the Milan Marathon. Gebremaryam has found success since the early days of her career. In 2012, she was the runner-up in the 3000m at the World Junior Championships.

### CAREER HIGHLIGHTS

- 2023 Houston Half Marathon Champion
- Runner-up, 2021 Berlin Marathon
- 2021 Milan Marathon Champion
- 2019 Guangzhou Marathon Champion
- 2017 See Genezareth Tiberias Marathon Champion
- 2012 Silver Medalist, World Junior Championships 3000m

### MAJOR ROAD RACE RESULTS

Date	Race	Place	Time
06/23/24	Boston 10K	9th	32:06
02/25/24	Guadalajara Half Marathon	2nd	1:09:41
12/03/23	Valencia Marathon	3rd	2:17:59
04/17/23	Boston Marathon	8th	2:24:30
02/26/23	Guadalajara Half Marathon	1st	1:09:06
01/15/23	Houston Half Marathon	1st	1:06:28
11/13/22	BAA Half Marathon	3rd	1:11:09
09/11/22	Great North Run	4th	1:07:22
03/06/22	Tokyo Marathon	5th	2:19:10
11/21/21	Lisbon Half Marathon	4th	1:08:00
09/26/21	Berlin Marathon	2nd	2:21:23
05/16/21	Milan Marathon	1st	2:19:35
04/04/21	Istanbul Half Marathon	6th	1:06:47
02/21/21	Dire Dawa Half Marathon	2nd	1:10:54
11/08/20	Istanbul Marathon	2nd	2:24:30
12/08/19	Guangzhou Marathon	1st	2:23:50
09/15/19	Copenhagen Half Marathon	8th	1:08:10
06/02/19	Bank of Lanzhou Cup	6th	2:32:48
09/16/18	Copenhagen Half Marathon	7th	1:07:36
05/27/18	Ottawa Marathon	2nd	2:26:11
05/28/17	Ottawa Marathon	2nd	2:30:53
04/30/17	Istanbul Half Marathon	8th	1:11:05
01/06/17	See Genezareth Tiberias Marathon	1st	2:25:45
11/20/16	Luzhou Half Marathon	2nd	1:12:05
09/18/16	Copenhagen Half Marathon	1st	1:08:00
01/22/16	Dubai Standard Chartered Marathon	15th	2:34:45



## IRENE CHEPTAI | KENYA

**BIB:** 107

**BIRTHDATE:** February 4, 1992

**AGE:** 32

**RESIDENCE:** Kenya

**PERSONAL BEST:** 2:18:22 (Hamburg, 2024)

Irene Cheptai made her much anticipated marathon debut in Hamburg this spring and did not disappoint. Cheptai won in 2:18:22, beating world and Berlin Marathon champion Gotytom Gebreselase in the process. She comes to Chicago for her second marathon and her first Abbott World Marathon Major. Cheptai has been collecting medals and podium finishes for a decade and a half. The 2017 World Cross Country Champion, Cheptai is also the 2022 Commonwealth Games silver medalist in the 10,000m. She's won half marathons in Copenhagen and New Delhi and represented Kenya in the 2020

Olympics where she finished sixth in the 10,000m. Cheptai started her career in 2008 with a silver medal in the World Junior Cross Country Championships.

### CAREER HIGHLIGHTS

- 2024 Hamburg Marathon Champion
- 2017 World Cross Country Champion
- 2022 Commonwealth Games Silver Medalist, 10,000m
- 2020 Tokyo Olympian (10,000m, 6th)
- 2008 World Junior Cross Country Silver Medalist

### MAJOR ROAD RACE RESULTS

Date	Race	Place	Time
07/04/24	Peachtree Road Race	2nd	31:13
06/23/24	Boston 10K	4th	31:19
04/28/24	Hamburg Marathon	1st	2:18:22
01/14/24	Valencia 10K	8th	30:17
10/22/23	Valencia Half Marathon	2nd	1:04:53
09/17/23	Copenhagen Half Marathon	1st	1:05:53
10/16/22	Delhi Half Marathon	1st	1:06:42
04/02/22	Prague Half Marathon	2nd	1:07:16
03/20/22	NYC Half Marathon	2nd	1:07:37
11/29/20	Delhi Half Marathon	4th	1:06:43
10/20/19	Delhi Half Marathon	4th	1:07:39





## KEIRA D'AMATO | UNITED STATES

**BIB:** 108

**BIRTHDATE:** October 21, 1984

**AGE:** 39

**RESIDENCE:** Park City, UT

**PERSONAL BEST:** 2:19:12 (Houston, 2022)

Keira D'Amato returns to Chicago with a new home and a new coach. The former American record holder in the marathon and half marathon recently moved to Park City, Utah to be coached by the legendary Ed Eyestone. Following a DNF in the U.S. Olympic Team Trials - Marathon in February, D'Amato went on to finish runner-up in the USA 15km Championships before shifting her attention to the track where she focused on the 10,000m. In September, she won the U.S. 20km championship for the second time in her career. D'Amato had her breakthrough year in 2022. In January, she set the

American marathon record in Houston. That summer, she placed 8th in the World Championship Marathon in Eugene and won the BAA 10K and Falmouth Road Race before heading to Germany, where she was the top American finisher at the BMW Berlin Marathon. In 2023, D'Amato set the then-American record in the half marathon with her 1:06:59 victory at the Gold Coast Half Marathon. A four-time All-American at American University, D'Amato took a nine-year break from competitive running. In March 2017, she ran her first marathon (3:14:54) since giving birth seven months earlier, and by 2018 was fast enough to qualify for the 2020 U.S. Olympic Team Trials - Marathon, where she finished 15th. She finished fourth here in 2021, her only Chicago appearance.

## CAREER HIGHLIGHTS

- Former American record holder, marathon and half marathon
- 2023 Gold Coast Half Marathon Champion
- 2022 Houston Marathon Champion
- 2021 US Half Marathon Champion

## MAJOR ROAD RACE RESULTS

Date	Race	Place	Time
09/02/24	US 20km Championship	1st	1:06:25
03/02/24	USA 15km Championships	2nd	48:30
11/12/23	BAA Half Marathon	4th	1:09:12
08/26/23	World Athletics Championship	17th	2:31:35
07/01/23	Gold Coast Half Marathon	1st	1:06:39
11/06/22	New York City Marathon	15th	2:31:31
09/25/22	Berlin Marathon	6th	2:21:48
07/18/22	World Athletics Championship	8th	2:23:34
01/16/22	Houston Marathon	1st	2:19:12
12/05/21	US Half Marathon Championship	1st	1:07:55
10/10/21	Chicago Marathon	4th	2:28:22
12/20/20	The Marathon Project	2nd	2:22:56
02/29/20	US Olympic Team Trials - Marathon	15th	2:34:24
01/19/20	Houston Half Marathon	20th	1:10:01
09/29/19	Berlin Marathon	17th	2:34:55



## BETSY SAINA | UNITED STATES

**BIB:** 109

**BIRTHDATE:** June 30, 1988

**AGE:** 36

**RESIDENCE:** Iten, Kenya

**PERSONAL BEST:** 2:19:17 (Tokyo, 2024)

A U.S. citizen since 2021, Betsy Saina has run faster than any other American woman in the marathon this year. Just two weeks after dropping out late in the U.S. Olympic Team Trials - Marathon, Saina ran 2:19:17 to place fifth in the Tokyo Marathon. It's the third fastest time in American history. Saina also placed fifth in Tokyo in 2023, 14 months after giving birth to her daughter. That same year she won the Sydney Marathon in hot and humid conditions. Saina, who finished fifth in the 2016 Olympic 10,000m while representing Kenya, didn't immediately take to the marathon distance. She dropped out

of her first two attempts in 2017, but her third attempt, the 2018 Paris Marathon, ended in victory. Saina competed collegiately for Iowa State, where she won NCAA Championships in cross country, the 5,000m and the 10,000m. She still lives in Kenya where she trains with Joyciline Jepkosgei and is coached by Jepkosgei's husband, Nicholas Koech.

### CAREER HIGHLIGHTS

- Second fastest American all-time
- 2023 Sydney Marathon Champion
- 2023 US 25km Champion
- 2018 Paris Marathon Champion
- 2016 Rio Olympian (10,000m, 5th)

### MAJOR ROAD RACE RESULTS

Date	Race	Place	Time
05/11/24	River Bank Run (25km)	1st	1:22:32
03/03/24	Tokyo Marathon	5th	2:19:17
09/17/23	Sydney Marathon	1st	2:26:47
05/13/23	USA 25km Championship	1st	1:24:32
03/05/23	Tokyo Marathon	5th	2:21:40
01/29/23	Seville Half Marathon	1st	1:08:35
10/16/22	Tokyo Legacy Half Marathon	4th	1:11:13
12/08/19	Honolulu Marathon	2nd	2:31:51
10/20/19	Toronto Waterfront Marathon	3rd	2:22:43
04/15/19	Boston Marathon	10th	2:30:32
02/03/19	Marugame Half Marathon	1st	1:07:49
10/28/18	Frankfurt Marathon	8th	2:24:35
04/08/18	Paris Marathon	1st	2:22:56
03/18/18	New York City Half Marathon	7th	1:13:31
02/04/18	Marugame Half Marathon	1st	1:09:17
09/10/17	Great North Run	5th	1:11:25



## MARY NGUGI-COOPER | KENYA

**BIB:** 110

**BIRTHDATE:** December 17, 1988

**AGE:** 35

**RESIDENCE:** Kenya

**PERSONAL BEST:** 2:20:22 (London, 2022)

Since her 2006 international debut when she won the bronze medal in the 5000m at the World Junior Championships, Mary Ngugi-Cooper has been amongst the top distance runners in the world. That long trend continued just last month when won the Great North Run in Great Britain. The Kenyan now comes to Chicago seeking her first Abbott World Marathon Major victory to go along with her eight top 10 finishes in series races. That includes a second and third place finish in Boston in 2021 and 2022, respectively. In 2022, Ngugi-Cooper founded the Nala Track Club in Kenya to help provide young Kenyan women an opportunity for success in semi-professional

running through a supportive and safe training camp experience. She is the widow of Sammy Wanjiru, the 2009 and 2010 Chicago Marathon champion who passed away in 2011. The couple have a daughter together. Ngugi is coached by British middle distance legend Steve Cram.

### CAREER HIGHLIGHTS

- 2024 Rome Half Marathon Champion
- Third, 2022 Boston Marathon
- Runner-up, 2021 Boston Marathon
- 2016 BAA Half Marathon Champion
- 2016 Houston Half Marathon Champion
- Third, 2016 World Half Marathon Championships
- Second, 2014 World Half Marathon Championships
- Bronze medalist, 2006 World Junior Championships (5000m)

### MAJOR ROAD RACE RESULTS

Date	Race	Place	Time
09/08/24	Great North Run	1st	1:07:40
04/15/24	Boston Marathon	6th	2:24:24
03/03/24	Rome Half Marathon	1st	1:07:38
11/05/23	New York City Marathon	5th	2:27:53
04/17/23	Boston Marathon	9th	2:24:33
10/02/22	London Marathon	7th	2:20:22
04/18/22	Boston Marathon	3rd	2:21:32
10/11/21	Boston Marathon	2nd	2:25:20
11/03/19	New York City Marathon	10th	2:27:36
04/15/19	Boston Marathon	7th	2:28:33
03/17/19	New York City Half Marathon	2nd	1:11:07
01/20/19	Houston Half Marathon	9th	1:09:33
01/14/18	Houston Half Marathon	3rd	1:06:50
01/15/17	Houston Half Marathon	3rd	1:08:38
11/20/16	New Delhi Half Marathon	6th	1:09:06
10/09/16	BAA Half Marathon	1st	1:10:19
03/26/16	World Half Marathon Championship	3rd	1:07:54
01/17/16	Houston Half Marathon	1st	1:06:29
10/11/15	BAA Half Marathon	1st	1:10:51
03/29/14	World Half Marathon Championships	2nd	1:07:44



## SARA HALL | UNITED STATES

**BIB:** 111

**BIRTHDATE:** April 15, 1983

**AGE:** 41

**RESIDENCE:** Flagstaff, AZ

**PERSONAL BEST:** 2:20:32 (Chandler, 2020)

Sara Hall returns to Chicago for the first time since landing on the podium with her third place finish here in 2021. She's kept busy these last three years. Hall represented the U.S. in the World Championship Marathon in 2022, finishing fifth. Last spring, just two days after turning 40, Hall ran 2:25:48 at the Boston Marathon, the fastest time ever run by an American master's runner at the historic race. This past February, she finished fifth in the U.S. Olympic Team Trials - Marathon in 2:26:06, a new American masters record (Boston is not a record-eligible course). Hall, who once held the American record in the half marathon, has won six U.S. titles on the road and

on the track. She lives in Flagstaff with her husband Ryan Hall who she met as a runner at Stanford University. They have four adopted daughters, sisters from Ethiopia.

### CAREER HIGHLIGHTS

- Fifth, 2024 U.S. Olympic Marathon Team Trials - Marathon (American Masters Record, 2:26:06)
- Third, 2021 Chicago Marathon
- 2020 U.S. Marathon Project Champion
- Runner-up, 2020 London Marathon
- 2017 U.S. Marathon Champion

### MAJOR ROAD RACE RESULTS

Date	Race	Place	Time
04/15/24	Boston Marathon	15th	2:27:58
02/03/24	U.S. Olympic Team Trials - Marathon	5th	2:26:06
04/17/23	Boston Marathon	17th	2:25:48
07/18/22	World Athletics Championship	5th	2:22:10
03/06/22	Tokyo Marathon	8th	2:22:56
01/16/22	Houston Half Marathon	2nd	1:07:15
10/10/21	Chicago Marathon	3rd	2:27:19
12/20/20	The Marathon Project	1st	2:20:32
10/04/20	London Marathon	2nd	2:22:01
09/29/19	Berlin Marathon	5th	2:22:16
05/05/19	U.S. Half Marathon Championship	2nd	1:11:04
04/15/19	Boston Marathon	15th	2:35:34
07/01/18	Gold Coast Half Marathon	1st	1:09:27
05/27/18	Ottawa Marathon	3rd	2:26:20
05/06/18	U.S. Half Marathon Championship	2nd	1:10:07
12/03/17	U.S. Marathon Championship	1st	2:28:10
10/29/17	Frankfurt Marathon	5th	2:27:21
07/02/17	Gold Coast Half Marathon	1st	1:10:32
02/26/17	Tokyo Marathon	6th	2:28:26
11/06/16	New York City Marathon	8th	2:36:12
04/24/16	London Marathon	12th	2:30:06
03/26/16	World Half Marathon Championship	15th	1:10:58
10/11/15	Chicago Marathon	10th	2:31:14



## EMMA BATES | UNITED STATES

**BIB:** 112

**BIRTHDATE:** July 8, 1992

**AGE:** 33

**RESIDENCE:** Boulder, CO

**PERSONAL BEST:** 2:22:10 (Boston, 2023)

Fans of U.S. distance running missed seeing Emma Bates on the start line of the 2024 U.S. Olympic Team Trials - Marathon. One of the country's best marathoners, Bates had to withdraw from the race following an injury she developed during a gutsy run in Chicago last year. Bates finished 13th in 2:25:04 but partially tore her plantar fascia in the process. Back to full strength, Bates was the top American at this year's Boston Marathon. Last year in Boston, she was in the lead with two miles to go and held on to finish fifth in 2:22:10, the second fastest Boston Marathon ever run by an

American woman. Bates, who trains with Team Boss in Boulder, Colorado was the 2021 Chicago runner-up. She represented the United States at the 2022 World Athletics Championship Marathon in Eugene, Oregon where she placed seventh.

### CAREER HIGHLIGHTS

- Top American, 2024 Boston Marathon
- Second fastest American woman in Boston Marathon history
- Seventh, 2022 World Athletics Championship Marathon
- Runner-up, 2021 Chicago Marathon
- 2019 USATF 25km champion
- 2018 USATF Marathon champion
- 2014 NCAA Champion, 10,000m

### MAJOR ROAD RACE RESULTS

Date	Race	Place	Time
04/15/24	Boston Marathon	12th	2:27:14
10/08/23	Chicago Marathon	13th	2:25:04
04/17/23	Boston Marathon	5th	2:22:10
11/06/22	New York City Marathon	8th	2:26:53
07/18/22	World Marathon Championship	7th	2:23:18
10/10/21	Chicago Marathon	2nd	2:24:20
12/20/20	The Marathon Project	4th	2:25:40
02/29/20	U.S. Olympic Team Trials - Marathon	7th	2:29:35
10/13/19	Chicago Marathon	4th	2:25:27
12/02/18	USATF Marathon Championship	1st	2:28:19



## **BUZE DIRIBA | ETHIOPIA**

**BIB:** 114

**BIRTHDATE:** February 9, 1994

**AGE:** 30

**RESIDENCE:** Ethiopia

**PERSONAL BEST:** 2:23:11 (Toronto, 2023)

After a three-year hiatus, Buze Diriba came back in force in 2023. That year, she won the Pittsburgh Marathon and then won the Toronto Waterfront Marathon setting a nearly five-minute personal best. She has stayed in top form in 2024 with a new half marathon personal best in Houston and a fourth place finish in Boston. In her career, Diriba has won some of the most historic road races in the United States including the New York City Half Marathon, Cherry Blossom 10 Miler, Bay to Breakers 12K, Lilac Bloomsday 10K and BAA 5K. As a teenager, she won the 5000m at the World Junior

Championships in 2012.

### **CAREER HIGHLIGHTS**

- Fourth, 2024 Boston Marathon
- 2023 Toronto Waterfront Marathon Champion
- 2023 Pittsburgh Half Marathon Champion
- 2016 Philadelphia Rock N' Roll Half Marathon Champion
- 2012 World Junior Champion, 5000m

### **MAJOR ROAD RACE RESULTS**

<b>Date</b>	<b>Race</b>	<b>Place</b>	<b>Time</b>
04/15/24	Boston Marathon	4th	2:24:04
01/14/24	Houston Half Marathon	3rd	1:06:24
11/12/23	BAA Half Marathon	6th	1:09:28
10/15/23	Toronto Waterfront Marathon	1st	2:23:11
05/07/23	Pittsburgh Half Marathon	1st	1:10:45
01/24/20	Standard Chartered Dubai Marathon	9th	2:30:18
03/17/19	New York City Half Marathon	3rd	1:11:07
01/20/19	Houston Marathon	4th	2:28:06
03/18/18	New York City Half Marathon	1st	1:12:23
01/14/18	Houston Half Marathon	4th	1:06:50
10/08/17	BAA Half Marathon	4th	1:13:04
09/18/16	Philadelphia Rock N' Roll Half Marathon	1st	1:11:49



## SARA VAUGHN | UNITED STATES

**BIB:** 115

**BIRTHDATE:** May 16, 1986

**AGE:** 38

**RESIDENCE:** Boulder, CO

**PERSONAL BEST:** 2:23:24 (Chicago, 2023)

Since transitioning from a 1500m specialist to the marathon, Chicago has been kind to Sara Vaughn. Vaughn, a realtor and mother of four, has two top ten finishes here. In 2022, she finished seventh in a then-personal best. Last year, she placed 10th, but lowered her personal best by three minutes. Vaughn stepped off the track and into the marathon in 2021. At her debut in the California International Marathon, she found herself in a familiar place: breaking the finish tape. As a middle distance runner, Vaughn finished third in the 1500m at two U.S. Championships and she represented the United

States at the World Championships in 2012 and 2017.

### CAREER HIGHLIGHTS

- 2021 California International Marathon Champion
- Bronze medalist, 2012 USATF Indoor Championship 1500m
- Bronze medalist, 2017 USATF Outdoor Championship 1500m
- 10th place, 2012 World Indoor Championship 1500m
- 18th place, 2017 World Championship 1500m

### MAJOR ROAD RACE RESULTS

Date	Race	Place	Time
10/08/23	Chicago Marathon	10th	2:23:24
10/09/22	Chicago Marathon	7th	2:26:23
04/18/22	Boston Marathon	21st	2:36:27
03/20/22	New York City Half Marathon	22nd	1:12:56
12/05/21	California International Marathon	1st	2:26:53



## SUSANNA SULLIVAN | UNITED STATES

**BIB:** 116

**BIRTHDATE:** May 13, 1990

**AGE:** 34

**RESIDENCE:** Reston, VA

**PERSONAL BEST:** 2:24:27 (London, 2023)

After finishing sixth in the 2022 Bank of America Chicago Marathon, Susanna Sullivan was named to Team USA for the 2023 World Athletics Championship in Budapest. There, she led in the early miles of the race, but warm and humid conditions caused her to fade and ultimately to finish in 58th. Earlier in 2023, she scored another top ten finish in the Abbott World Marathon Majors when she placed tenth at the TCS London Marathon in a new personal best time. Sullivan comes to Chicago less than one month after setting a personal best in the half marathon. On September 15, she won the Philadelphia Distance Run in 1:09:42.

Sullivan competed for the University of Notre Dame in college. She is a sixth grade math and science teacher in Virginia.

### CAREER HIGHLIGHTS

- Team USA, 2023 World Championship Marathon
- Sixth, 2022 Chicago Marathon
- 2022 Cherry Blossom 10 Mile champion

### MAJOR ROAD RACE RESULTS

Date	Race	Place	Time
09/15/24	Philadelphia Distance Run	1st	1:09:42
01/14/24	Houston Half Marathon	15th	1:10:53
08/26/23	World Championship Marathon	58th	2:44:24
04/23/23	London Marathon	10th	2:24:27
10/09/22	Chicago Marathon	6th	2:25:14
09/18/22	Philadelphia Distance Run	6th	1:11:58
06/18/22	Grandma's Marathon	3rd	2:26:56
10/11/21	Boston Marathon	15th	2:33:22
12/20/20	The Marathon Project	19th	2:33:27
02/29/20	U.S. Olympic Team Trials - Marathon	150th	2:46:39



## PROFESSIONAL MEN - WHEELCHAIR FIELD



### MARCEL HUG | SWITZERLAND

**BIB:** 201

**BIRTHDATE:** January 16, 1986

**AGE:** 38

**RESIDENCE:** Nottwil, Switzerland

**PERSONAL BEST:** 1:15:33 (Boston, 2024)

The most dominant wheelchair racer of all time, Marcel Hug is a four-time Chicago champion. He's set the course record in his last two victories here, 2022 and 2023. After winning Chicago last year, he went on to win the New York City and London Marathons, both for the sixth time and the Boston Marathon for the seventh time. Just before Chicago in 2023, he won his eighth title in Berlin. He took the Tokyo Marathon off this year, but he has two titles in the event. Hug is a five-time Abbott World Marathon Majors series champion. At the 2024 Paralympics, Hug won a silver medal in the

5000m (behind Daniel Romanchuk) and in the marathon he dominated, winning by nearly four minutes to win his third consecutive Paralympic Marathon.

Hug owns the world record for the marathon of 1:17:47 set in Oita, Japan in 2021 (He has raced faster in Boston, but the course is not record eligible). Besides his recent medals in Paris, Hug has a silver medal in the marathon from the 2012 London Paralympics marathon and gold medals from the 2016 Rio and 2020 Tokyo Paralympics as well as medals in the 800m, 1500m and 5000m.

### CAREER AND PERSONAL NOTES

- Six-time Paralympian
- Marathon world record holder, 1:17:47 (Oita, 2021)
- Abbott World Marathon Majors Series X, XI, XIII, XIV and XV champion
- 2016, 2017, 2022 and 2023 Chicago Marathon champion
- Chicago Marathon course record holder
- Eight-time Berlin Marathon champion
- Seven-time Boston Marathon champion
- Six-time New York City Marathon champion
- Six-time London Marathon champion
- Seven-time Paralympic gold medalist
- Five-time Paralympic silver medalist
- Two-time Paralympic bronze medalist
- 10-time World Para Athletics Championship gold medalist

## SELECT MAJOR ROAD RACE RESULTS

<b>Date</b>	<b>Race</b>	<b>Place</b>	<b>Time</b>
09/08/24	Paris Paralympic Marathon	1st	1:27:39
04/21/24	London Marathon	1st	1:28:35
11/05/23	New York City Marathon	1st	1:25:29
10/08/23	Chicago Marathon	1st	1:22:37
09/24/23	Berlin Marathon	1st	1:23:07
04/23/23	London Marathon	1st	1:23:48
04/17/23	Boston Marathon	1st	1:17:06
03/04/23	Tokyo Marathon	1st	1:20:57
11/06/22	New York City Marathon	1st	1:25:26
10/09/22	Chicago Marathon	1st	1:25:20
10/02/22	London Marathon	1st	1:24:38
09/25/22	Berlin Marathon	1st	1:24:56
11/18/21	Oita Marathon	1st	1:17:47
09/05/21	Tokyo Paralympic Marathon	1st	1:24:02
10/11/21	Boston Marathon	1st	1:18:11
10/08/17	Chicago Marathon	1st	1:29:23
10/09/16	Chicago Marathon	1st	1:32:57
09/18/16	Rio de Janeiro Paralympic Marathon	1st	1:26:16



## AARON PIKE | UNITED STATES

**BIB:** 203

**BIRTHDATE:** May 4, 1986

**AGE:** 38

**RESIDENCE:** Champaign, IL

**PERSONAL BEST:** 1:20:02 (Duluth, 2022)

Aaron Pike made his seventh Paralympic team by finishing fourth in the TCS New York City Marathon. In Paris, he finished seventh in the marathon, but failed to advance in the 1500m or 5000m. Pike is a mainstay in Chicago with 13 top 10 finishes, including fourth here in 2023 and third place finishes in 2021 and 2022. He's a five-time winner of the Grandma's Marathon in Duluth, Minnesota where he also holds the course record. Pike is also a world-class skier. At the 2022 Paralympics in Beijing he competed in biathlon and cross country skiing. At last year's World Para Nordic Skiing Championships, he

won the 12.5 km seated event and finished second in the 7.5 km sprint and 10 km events. Pike is engaged to Paralympic gold medalist Oksana Masters.

### CAREER AND PERSONAL NOTES

- Runner-up, 2023 and 2024 Chicago 13.1
- 3rd place, 2021 and 2022 Chicago Marathon
- Seven-time Paralympian (winter and summer Paralympic Games)
- Five-time Grandma's Marathon champion
- 2022 Boston Marathon, runner up
- 13 top 10 finishes at the Chicago Marathon

### SELECT MAJOR ROAD RACE RESULTS

Date	Race	Place	Time
09/08/24	Paris Paralympic Marathon	7th	1:36:23
04/21/24	London Marathon	6th	1:35:35
04/15/24	Boston Marathon	7th	1:28:35
11/05/23	New York City Marathon	4th	1:39:58
10/08/23	Chicago Marathon	4th	1:32:45
06/17/23	Grandma's Marathon	1st	1:27:24
06/04/23	Chicago 13.1	2nd	43:56
04/23/23	London Marathon	16th	1:39:41
04/17/23	Boston Marathon	4th	1:30:30
10/09/22	Chicago Marathon	3rd	1:33:13
06/18/22	Grandma's Marathon	1st	1:20:02
04/18/22	Boston Marathon	2nd	1:32:49
10/10/21	Chicago Marathon	3rd	1:29:28
09/05/21	Tokyo Paralympic Marathon	6th	1:29:45
10/09/16	Chicago Marathon	5th	1:33:01
09/18/16	Rio de Janeiro Paralympic Marathon	10th	1:30:13
10/07/12	Chicago Marathon	4th	1:39:08
10/12/08	Chicago Marathon	5th	1:38:57



## JOHNBOY SMITH | GREAT BRITAIN

**BIB:** 204

**BIRTHDATE:** November 27, 1989

**AGE:** 34

**RESIDENCE:** West Kingsdown, England

**PERSONAL BEST:** 1:20:05 (Duluth, 2022)

Johnboy Smith was a late scratch here last year, but he was sixth in the 2022 Bank of America Chicago Marathon and fourth in 2019 and 2021. Last fall, he was eighth in New York City and followed that up with a seventh place finish in Tokyo in March of 2024. He's been quiet since, skipping Boston and missing the Paris Paralympics. In 2022, Smith won his first gold medal in the marathon at the Commonwealth Games, finished third at the Boston Marathon and was runner-up with a personal best of 1:20:05 at Grandma's Marathon in Duluth. Smith, who became paralyzed in 2006 at the age of 16

when he was mistaken for a poacher and shot in the back, took up powerlifting and broke two British records. He discovered track and field in 2012 while watching the London Paralympic Games on TV. Shortly thereafter, he took up the discus, shot put and javelin. He switched to wheelchair racing in 2015.

### CAREER AND PERSONAL NOTES

- 2020 Paralympian
- 2022 Commonwealth Games Marathon champion
- Runner-up, 2022 Grandma's Marathon
- Third, 2022 Boston Marathon
- 2020 Tokyo Paralympic Marathon, 10th place
- Two top four finishes at the Chicago Marathon (2019, 2021)
- Runner-up, 2017 New York City Marathon

### SELECT MAJOR ROAD RACE RESULTS

Date	Race	Place	Time
03/03/24	Tokyo Marathon	7th	1:34:33
11/05/23	New York City Marathon	8th	1:40:09
09/24/23	Berlin Marathon	7th	1:31:17
11/06/22	New York City Marathon	11th	1:41:57
10/09/22	Chicago Marathon	6th	1:35:02
07/30/22	Commonwealth Games Marathon	1st	1:41:15
06/18/22	Grandma's Marathon	2nd	1:20:05
04/18/22	Boston Marathon	3rd	1:32:55
10/10/21	Chicago Marathon	4th	1:29:37
09/05/21	Tokyo Paralympic Marathon	10th	1:32:25
10/13/19	Chicago Marathon	4th	1:33:32



## KOTA HOKINOUE | JAPAN

**BIB:** 206

**BIRTHDATE:** March 30, 1974

**AGE:** 50

**RESIDENCE:** Fukuoka, Japan

**PERSONAL BEST:** 1:20:54 (Seoul, 2013)

Kota Hokinoue began racing in 2002, two years after he sustained a spinal cord injury in a motorcycle accident. He did not compete in his first Chicago Marathon until 2014. He finished fifth in a thrilling finish where only four seconds separated first through fifth place. Hokinoue has four top-ten finishes in Chicago. He finished 12th here last year. Hokinoue has been a regular competitor on the Abbott World Marathon Majors circuit with victories in Berlin (2014) and Tokyo (2015). He's finished in the top seven of the Paralympic Marathon three times. This year, he placed fifth in Tokyo and sixth in Boston. On the track, Hokinoue is the Japanese record holder in the 5000m and 10,000m.

### CAREER AND PERSONAL NOTES

- Three-time Paralympian (2008, 2012, 2016)
- Three top seven finishes in the Paralympic Marathon
- Japanese record holder, 5000m and 10,000m
- Four top nine finishes at the Chicago Marathon
- 2015 Tokyo Marathon champion
- 2014 Berlin Marathon champion
- 2013 IPC World Athletics Championships marathon silver medal

### SELECT MAJOR ROAD RACE RESULTS

Date	Race	Place	Time
04/15/24	Boston Marathon	6th	1:26:19
03/03/24	Tokyo Marathon	5th	1:31:06
10/08/23	Chicago Marathon	12th	1:40:10
04/17/23	Boston Marathon	7th	1:35:43
03/05/23	Tokyo Marathon	4th	1:30:38
09/25/22	Berlin Marathon	8th	1:33:45
04/18/22	Boston Marathon	4th	1:34:06
10/13/19	Chicago Marathon	8th	1:33:34
10/08/17	Chicago Marathon	16th	1:31:52
10/09/16	Chicago Marathon	9th	1:33:13
09/18/16	Rio de Janeiro Paralympic Marathon	7th	1:30:11
10/11/15	Chicago Marathon	8th	1:30:57
09/22/15	Tokyo Marathon	1st	1:30:21
10/12/14	Chicago Marathon	5th	1:32:16
09/28/14	Berlin Marathon	1st	1:32:25
09/09/12	London Paralympic Marathon	6th	1:31:13
09/17/08	Beijing Paralympics Marathon	5th	1:23:00



## **DANIEL ROMANCHUK | UNITED STATES**

**BIB:** 207

**BIRTHDATE:** August 3, 1998

**AGE:** 26

**RESIDENCE:** Champaign, IL

**PERSONAL BEST:** 1:21:36 (Boston, 2019)

Daniel Romanchuk comes to Chicago fresh off a Paris Paralympics games that saw him win a gold medal in the 5000m, defeating his chief rival, Marcel Hug. Romanchuk also won a bronze medal in the 400m and scored a fourth place finish in the marathon. In five Chicago appearances, Romanchuk has three victories and two second place finishes. For the past two years, he has been runner-up to Marcel Hug. In both 2018 and 2021, he beat Hug by one second. This year, two of the most successful men in wheelchair racing meet again with Romanchuk looking to stop Hug's quest for three wins in

a row. He's also looking to break his long streak of runner-up finishes in the Abbott World Marathon Majors with a win. Just before Chicago last year, Romanchuk was runner up to Hug in Berlin. After Chicago, he finished second to Hug in New York. In 2024, he was runner-up in Tokyo, London and Boston. Chicago is where Romanchuk broke the tape of an Abbott World Marathon Major for the first time. Since then he's won the New York City, Boston and London Marathons. In 2021, he won a bronze medal in the marathon at the Tokyo Paralympics and a gold medal on the track in the 400m. Romanchuk has won the last two editions of the Bank of America Chicago 13.1.

### **CAREER AND PERSONAL NOTES**

- 2024 Paralympic gold medalist, 5000m
- 2024 Paralympic bronze medalist, 400m
- 2023 and 2024 Chicago 13.1 champion
- Runner-up, 2022 and 2024 Chicago Marathon
- Three-time Chicago Marathon champion
- Three-time Paralympian (2016, 2020, 2024)
- 2020 Paralympic gold medalist, 400m
- 2022 Boston Marathon champion
- 2019 New York City Marathon champion
- 2019 London Marathon champion
- First men's American wheelchair racer to win both the Boston and London Marathons
- First and youngest American male wheelchair racer to ever win the New York City Marathon
- 2019 World Para Athletics gold medalist, 800m and marathon

## SELECT MAJOR ROAD RACE RESULTS

<b>Date</b>	<b>Race</b>	<b>Place</b>	<b>Time</b>
09/08/24	Paris Paralympic Marathon	4th	1:32:23
06/09/24	Chicago 13.1	1st	43:44
04/21/24	London Marathon	2nd	1:29:06
04/15/24	Boston Marathon	2nd	1:20:37
03/03/24	Tokyo Marathon	2nd	1:28:33
11/05/23	New York City Marathon	2nd	1:30:07
10/08/23	Chicago Marathon	2nd	1:31:34
09/24/23	Berlin Marathon	2nd	1:30:16
06/04/23	Chicago 13.1	1st	43:54
04/17/23	Boston Marathon	2nd	1:27:45
11/06/22	New York City Marathon	2nd	1:27:38
10/09/22	Chicago Marathon	2nd	1:33:11
09/25/22	Berlin Marathon	2nd	1:28:54
04/18/22	Boston Marathon	1st	1:26:58
10/10/21	Chicago Marathon	1st	1:29:07
09/05/21	Tokyo Paralympic Marathon	3rd	1:29:05
11/03/19	New York City Marathon	1st	1:37:24
10/13/19	Chicago Marathon	1st	1:30:26
04/15/19	Boston Marathon	1st	1:21:36
10/07/18	Chicago Marathon	1st	1:31:34



## **RAFAEL BOTELLO JIMENEZ | SPAIN**

**BIB:** 208

**BIRTHDATE:** February 23, 1979

**AGE:** 45

**RESIDENCE:** Manlleu, Spain

**PERSONAL BEST:** 1:22:09 (Boston, 2017)

Rafael Botello Jimenez – “Rafa” – has finished in the top ten at Chicago seven times, most recently in 2022 when he finished in ninth. Botello Jimenez has competed in more than 60 Abbott World Marathon Major events since 2005, and while he has finished inside of the top three, he has never won a major. He finished in the top 10 of the 2012 London Paralympic marathon. He is the winner of the 2007 and 2010 Valencia Marathon, 2016 Paris Marathon and 2018 Rome Marathon. Botello Jimenez is the Spanish record holder in the 1500m, mile, 5K, 10K and marathon, and he currently holds the world record for one hour. He also competes for Spain in the para-triathlon and para-cycling. Botello Jimenez started competing in wheelchair racing in 2003 one

year after he endured a dorsal spinal cord injury because of a bicycle accident.

### **CAREER AND PERSONAL NOTES**

Seven top 10 finishes in the Chicago Marathon

Competed in more than 60 Abbott World Marathon Majors

2008 and 2012 Paralympian (1500m, 5000m, marathon)

2018 Rome Marathon champion

2016 Paris Marathon champion

2007 and 2010 Valencia Marathon champion

Spanish national record holder 1500m, mile, 5K, 10K and marathon

### **SELECT MAJOR ROAD RACE RESULTS**

<b>Date</b>	<b>Race</b>	<b>Place</b>	<b>Time</b>
04/21/24	London Marathon	13th	1:37:07
04/15/24	Boston Marathon	10th	1:29:34
11/05/23	New York City Marathon	15th	1:48:16
09/24/23	Berlin Marathon	15th	1:37:46
06/17/23	Grandma’s Marathon	5th	1:31:41
04/23/23	London Marathon	18th	1:39:50
11/06/22	New York City Marathon	14th	1:43:57
10/09/22	Chicago Marathon	9th	1:37:18
09/25/22	Berlin Marathon	10th	1:36:49
04/18/22	Boston Marathon	6th	1:34:38
10/10/21	Chicago Marathon	5th	1:38:27
10/13/19	Chicago Marathon	15th	1:36:57
10/07/18	Chicago Marathon	22nd	1:56:15
04/08/18	Rome Marathon	1st	1:54:19
10/08/17	Chicago Marathon	5th	1:30:27
10/09/16	Chicago Marathon	11th	1:37:21
04/03/16	Paris Marathon	1st	1:32:01
10/11/15	Chicago Marathon	11th	1:30:59
10/12/14	Chicago Marathon	19th	1:49:57
10/13/13	Chicago Marathon	6th	1:33:40
09/09/12	London Paralympic Marathon	9th	1:33:05
10/10/10	Chicago Marathon	3rd	1:28:46
10/11/09	Chicago Marathon	4th	1:39:56
09/17/08	Beijing Paralympics Marathon	11th	1:24:00





## JORDI MADERA JIMENEZ | SPAIN

**BIB:** 209

**BIRTHDATE:** January 19, 1980

**AGE:** 44

**RESIDENCE:** Las Franquesas del Valles, Spain

**PERSONAL BEST:** 1:22:10 (Boston, 2017)

Jordi Madera returns for his eighth Bank of America Chicago Marathon. He's finished in the top 10 in all seven of his previous trips here including a third place finish in 2017. He finished tenth in 2022 and 2023. Madera is a steady performer, often finishing inside the top 10 at Abbott World Marathon Major events. Madera is a two-time Paralympian in the marathon. He finished eighth in both Beijing and Rio. He has also competed in four world championships (2006, 2011, 2015 and 2017). This past April, Madera won the Madrid Marathon in his home country. In 2019, he won the Barcelona and Seville Marathons.

### CAREER AND PERSONAL NOTES

- 2024 Madrid Marathon Champion
- 2019 Seville Marathon Champion
- 2019 Barcelona Marathon Champion
- Two-time Paralympian (2008, 2016)
- 2017 Chicago Marathon, third place
- Five top seven finishes in Chicago
- Four-time World Para Athletics Championships competitor

### SELECT MAJOR ROAD RACE RESULTS

Date	Race	Place	Time
04/28/24	Madrid Marathon	1st	1:51:05
04/21/24	London Marathon	17th	1:42:07
04/15/24	Boston Marathon	17th	1:32:41
10/08/24	Chicago Marathon	10th	1:39:52
09/24/23	Berlin Marathon	13th	1:36:17
04/23/23	London Marathon	12th	1:35:19
10/09/22	Chicago Marathon	10th	1:37:18
10/10/21	Chicago Marathon	7th	1:38:28
10/13/19	Chicago Marathon	7th	1:33:34
03/10/19	Barcelona Marathon	1st	1:29:04
02/17/19	Seville Marathon	1st	1:46:47
10/07/18	Chicago Marathon	5th	1:33:57
10/08/17	Chicago Marathon	3rd	1:30:25
09/18/16	Rio de Janeiro Paralympics Marathon	8th	1:30:12
10/11/15	Chicago Marathon	6th	1:30:53
09/17/08	Beijing Paralympics Marathon	8th	1:23:00



## PATRICK MONAHAN | IRELAND

**BIB:** 210

**BIRTHDATE:** January 14, 1986

**AGE:** 38

**RESIDENCE:** Ireland

**PERSONAL BEST:** 1:22:23 (Duluth, 2019)

Patrick Monahan shattered Ireland’s national record with his second place finish in the 2019 Grandma’s Marathon in Duluth. Over the course of the last five years, he’s been a consistent top-ten finisher in the Abbott World Marathon Majors. Here in Chicago, he finished fifth in 2022 and seventh in 2023. He was also ninth in New York last year. Monahan is a two-time Paralympian where he has competed in the marathon, finishing 16th in 2016 and 12th in 2021. He became paralyzed after a car accident at the age of 21.

### CAREER HIGHLIGHTS

- Two-time Paralympian, marathon
- Irish national record holder, marathon
- Two-time top 10 finisher, Chicago Marathon

### SELECT MAJOR ROAD RACE RESULTS

Date	Race	Place	Time
04/21/24	London Marathon	11th	1:37:06
04/15/24	Boston Marathon	11th	1:29:35
11/05/23	New York City Marathon	9th	1:40:14
10/08/23	Chicago Marathon	7th	1:35:41
09/24/23	Berlin Marathon	14th	1:36:35
04/23/23	London Marathon	11th	1:35:19
04/17/23	Boston Marathon	6th	1:34:54
11/06/22	New York City Marathon	8th	1:40:52
10/09/22	Chicago Marathon	5th	1:34:58
09/05/21	Tokyo Paralympic Marathon	12th	1:32:54
10/13/19	Chicago Marathon	12th	1:33:51
10/07/18	Chicago Marathon	11th	1:36:35
10/09/16	Chicago Marathon	12th	1:37:22
09/18/16	Rio Paralympic Marathon	16th	1:40:26
10/11/15	Chicago Marathon	15th	1:38:57



## SHO WATANABE | JAPAN

**BIB:** 213

**BIRTHDATE:** November 23, 1991

**AGE:** 32

**RESIDENCE:** Japan

**PERSONAL BEST:** 1:24:00 (Oita, 2019)

Sho Watanabe is riding a string of top five finishes in the Abbott World Marathon Majors. Since finishing sixth in Chicago last year, Watanabe has been fifth in London, fourth in Boston and third in Tokyo. He's finished third in Tokyo twice, second once and won the race in 2017, defeating Marcel Hug. This will be Watanabe's fifth Bank of America Chicago Marathon. He's never finished lower than eighth and has two fourth place finishes here in 2017 and 2022. Watanabe took up wheelchair racing after being injured in a car accident in 2011.

### CAREER HIGHLIGHTS

- 2017 Tokyo Marathon Champion
- Third, 2023 & 2024 Tokyo Marathon
- Runner-up, 2020 Tokyo Marathon
- Gold Medalist, 2017 World Para Athletics Championships

### SELECT MAJOR ROAD RACE RESULTS

Date	Race	Place	Time
04/21/24	London Marathon	5th	1:35:33
04/15/24	Boston Marathon	4th	1:26:10
03/03/24	Tokyo Marathon	3rd	1:31:03
11/05/23	New York City Marathon	6th	1:40:01
10/08/23	Chicago Marathon	6th	1:35:40
09/24/23	Berlin Marathon	9th	1:31:20
04/23/23	London Marathon	6th	1:35:03
04/17/23	Boston Marathon	5th	1:34:11
03/06/23	Tokyo Marathon	3rd	1:30:32
11/06/22	New York City Marathon	6th	1:39:20
10/07/22	Chicago Marathon	4th	1:34:55
10/10/21	Chicago Marathon	8th	1:38:29
03/01/20	Tokyo Marathon	2nd	1:30:00
10/13/19	Chicago Marathon	5th	1:33:53
10/08/17	Chicago Marathon	4th	1:30:26
02/28/17	Tokyo Marathon	1st	1:28:01



## JETZE PLAT | NETHERLANDS

**BIB:** 214

**BIRTHDATE:** June 10, 1991

**AGE:** 33

**RESIDENCE:** Netherlands

**PERSONAL BEST:** 1:24:28 (Dubai, 2023)

Jetze Plat comes back from Paris with hardware and headlines. The Dutchman won his third consecutive gold medal in the paratriathlon, two gold medals in para cycling and then went on to finish ninth in the marathon. In Chicago, Plat will try to climb the podium after placing third here last year. Jetze Plat made his marathon debut in 2022. His marathon prowess was clear from that first marathon, where he placed fourth, four seconds behind the legendary David Weir. Just a week later, he took fifth in the TCS London Marathon, missing the podium by a mere three seconds. Plat has also landed on podiums in New York, where he was third last year, as well as in Boston and London where he's been third and second respectively. Plat was born with two stunted legs and started using a handcycle bike to get to and from school. He became a competitive triathlete in 2013.

### CAREER AND PERSONAL NOTES

- Four-time Paralympic gold medalist, para cycling
- Three-time Paralympic gold medalist, triathlon
- Paralympic bronze medalist, para cycling
- Third, 2023 Boston Marathon
- Runner-up, 2023 London Marathon

### SELECT MAJOR ROAD RACE RESULTS

Date	Race	Place	Time
09/08/24	Paris Paralympic Marathon	4th	1:39:47
11/05/23	New York City Marathon	3rd	1:34:22
10/08/23	Chicago Marathon	3rd	1:31:40
04/23/23	London Marathon	2nd	1:28:44
04/17/23	Boston Marathon	3rd	1:28:35
11/06/22	New York City Marathon	4th	1:31:28
10/02/22	London Marathon	5th	1:30:44
09/25/22	Berlin Marathon	4th	1:29:06



## DAVID WEIR | GREAT BRITAIN

**BIB:** 217

**BIRTHDATE:** June 5, 1979

**AGE:** 45

**RESIDENCE:** England

**PERSONAL BEST:** 1:26:17 (Berlin, 2015)

David Weir is one of the most decorated wheelchair racers in history. This summer, he competed in his sixth Paralympic Games where he finished fifth in the marathon and eighth in the 5000m. Weir is a six-time Paralympic gold medalist including the 2012 London Paralympic Marathon. He's also a six-time World Para Championship gold medalist in events ranging from 100m to the 5000m. Weir has won the London Marathon eight times, most recently in 2018. He's the 2015 Berlin Marathon champion and 2010 New York City Marathon winner. Weir is still at the top of his game, scoring third place

finishes in Berlin in 2023 and in Boston and London in 2024. He has a history of success in Chicago where Weir was runner-up in 2019 and third in 2018. Weir was appointed Commander of the Order of the British Empire (CBE) in the 2013 New Year Honours for services to athletics.

### CAREER AND PERSONAL NOTES

- Six-time Paralympian
- Six-time Paralympic gold medalist
- Six-time World Para Championships gold medalist
- Eight-time London Marathon champion
- 2015 Berlin Marathon Champion
- 2010 New York City Marathon champion
- British record holder for all track distances between 100m and 5000m
- British half marathon record holder
- British marathon record holder

### SELECT MAJOR ROAD RACE RESULTS

Date	Race	Place	Time
09/08/24	Paris Paralympic Marathon	5th	1:33:27
04/21/24	London Marathon	3rd	1:29:58
04/15/24	Boston Marathon	3rd	1:22:12
09/24/23	Berlin Marathon	3rd	1:30:17
04/23/23	London Marathon	5th	1:32:45
10/02/22	London Marathon	3rd	1:30:41
10/03/21	London Marathon	3rd	1:31:33
10/04/20	London Marathon	2nd	1:36:06
10/13/19	Chicago Marathon	2nd	1:33:31
10/07/18	Chicago Marathon	3rd	1:31:43
04/22/18	London Marathon	1st	1:31:15
04/23/17	London Marathon	1st	1:31:06
09/27/15	Berlin Marathon	1st	1:27:36
09/09/12	London Paralympic Marathon	1st	1:30:20
04/17/11	London Marathon	1st	1:30:05
11/07/10	New York City Marathon	1st	1:37:29

## PROFESSIONAL WOMEN - WHEELCHAIR FIELD



### **SUSANNAH SCARONI | UNITED STATES**

**BIB:** 252

**BIRTHDATE:** May 16, 1991

**AGE:** 33

**RESIDENCE:** Champaign, IL

**PERSONAL BEST:** 1:27:31 (Duluth, 2022)

Susannah Scaroni might have had to check an extra bag coming back from the Paris Paralympic Games. The 2022 Bank of America Chicago Marathon champion and last year's runner up won a medal in every event she competed in: Bronze in the marathon, 800m and 1500m and silver in the 5000m. Prior to Paris, Scaroni finished 3rd in Tokyo and won the New York City Half Marathon, but was unable to defend her title in Boston due to injury. A two-time Paralympian and the 2022 New York City Marathon champion, Scaroni made a remarkable recovery after being hit by a car while training in 2021.

This will be her 10th Chicago appearance and she's never finished lower than 7th here. She was runner up last year, finishing just two seconds behind Catherine Debrunner.

### **CAREER AND PERSONAL NOTES**

- 2024 Paralympic silver medalist, 5000m
- 2024 Paralympic bronze medalist, 800m, 1500m and marathon
- 2023 and 2022 Chicago 13.1 champion
- 2023 Boston Marathon champion
- 2022 New York City Marathon champion
- 2022 Chicago Marathon champion
- Four-time Paralympian (2012, 2016, 2020, 2024)
- 2020 Paralympic gold medalist (5000m) and bronze medalist (800m)
- 2019 World Para Athletics Championships bronze medal, 5000m
- 5000m world record holder
- 10K world record holder
- Marathon world best, set in 2022 in Duluth, 1:27:31

## SELECT ROAD RACE RESULTS

<b>Date</b>	<b>Race</b>	<b>Place</b>	<b>Time</b>
09/08/24	Paris Paralympic Marathon	3rd	1:46:29
03/17/24	New York City Half Marathon	1st	53:50
03/03/24	Tokyo Marathon	3rd	1:41:35
11/05/23	New York City Marathon	3rd	1:48:14
10/08/23	Chicago Marathon	2nd	1:38:46
06/04/23	Chicago 13.1	1st	48:22
04/23/23	London Marathon	4th	1:38:57
04/17/23	Boston Marathon	1st	1:41:45
11/06/22	New York City Marathon	1st	1:42:43
10/09/22	Chicago Marathon	1st	1:45:48
10/02/22	London Marathon	2nd	1:42:21
09/25/22	Berlin Marathon	3rd	1:36:51
06/18/22	Grandma's Marathon	1st	1:27:31
09/05/21	Tokyo Paralympic Marathon	6th	1:41:04
11/03/19	New York City Marathon	3rd	1:51:37
10/07/19	Chicago Marathon	4th	1:45:29
10/08/17	Chicago Marathon	7th	1:44:11
10/09/16	Chicago Marathon	5th	1:52:50
09/05/16	Rio de Janeiro Paralympic Marathon	7th	1:38:47
10/11/15	Chicago Marathon	6th	1:50:10
10/12/14	Chicago Marathon	7th	1:51:56
10/07/12	Chicago Marathon	2nd	1:56:30
09/09/12	London Paralympic Marathon	8th	1:58:37
10/09/11	Chicago Marathon	7th	2:02:51



## **MANUELA SCHÄR | SWITZERLAND**

**BIB:** 253

**BIRTHDATE:** December 5, 1984

**AGE:** 39

**RESIDENCE:** Kriens, Switzerland

**PERSONAL BEST:** 1:28:17 (Boston, 2017)

Manuela Schär is a six-time Paralympian with three gold medals, five silver medals, and two bronze medals. Her most recent gold medal came this summer when she broke her own Paralympic record and won a gold in the 800m in Paris. She took silver in the 400m and just missed the podium in the marathon, placing fourth. Schär made her Bank of America Chicago Marathon debut in 2013, and in eight appearances she has two victories, four second-place finishes and one third-place finish. Schär was fourth here last year, just two seconds behind Tatyana McFadden. Since then, she has

had runner-up finishes in New York, Boston and London and a victory in Tokyo. One of the greatest women's wheelchair athletes of all time, in 2018 and 2019 Schär won 10 marathons in a row, including Chicago twice. She also set the world record in Oita, Japan of 1:35:42 (She has clocked a faster time in Boston, but it is not a record eligible course). In total, she has collected more than 40 top four finishes among the six Abbott World Marathon Majors, including 19 wins and 14 runner-up finishes. She is the Series XI, XII and XIII champion.

### **CAREER AND PERSONAL NOTES**

- 2024 Paralympic gold medalist, 800m
- 2024 Tokyo Marathon champion
- Marathon official world record holder, 1:35:42
- AbbottWMM Series XI, XII and XIII champion
- Six-time Paralympian
- 2020 Paralympic silver medalist, marathon
- 2018 and 2019 Chicago Marathon champion
- 2013 World Championship gold medalist, marathon



## SELECT ROAD RACE RESULTS

<b>Date</b>	<b>Race</b>	<b>Place</b>	<b>Time</b>
09/08/24	Paris Paralympic Marathon	4th	1:49:42
04/24/24	London Marathon	2nd	1:45:00
04/15/24	Boston Marathon	2nd	1:36:41
03/03/24	Tokyo Marathon	1st	1:40:10
11/05/23	New York City Marathon	2nd	1:47:54
10/08/23	Chicago Marathon	4th	1:41:19
09/24/23	Berlin Marathon	3rd	1:34:17
04/23/23	London Marathon	2nd	1:38:52
11/06/22	New York City Marathon	2nd	1:45:11
09/25/22	Berlin Marathon	2nd	1:36:50
04/18/22	Boston Marathon	1st	1:41:08
11/07/21	New York City Marathon	3rd	1:54:02
10/11/21	Boston Marathon	1st	1:35:21
10/02/21	London Marathon	1st	1:39:52
09/26/21	Berlin Marathon	1st	1:37:31
09/05/21	Tokyo Paralympic Marathon	2nd	1:38:12
11/03/19	New York City Marathon	1st	1:44:20
10/13/19	Chicago Marathon	1st	1:41:08
09/29/19	Berlin Marathon	1st	1:38:07
10/07/18	Chicago Marathon	1st	1:41:38
10/08/17	Chicago Marathon	3rd	1:39:17
10/09/16	Chicago Marathon	2nd	1:42:29
10/11/15	Chicago Marathon	2nd	1:41:56
10/12/14	Chicago Marathon	2nd	1:45:12
10/13/13	Chicago Marathon	2nd	1:42:37



## **TATYANA MCFADDEN | UNITED STATES**

**BIB:** 254

**BIRTHDATE:** April 21, 1989

**AGE:** 35

**RESIDENCE:** Baltimore, MD

**PERSONAL BEST:** 1:31:30 (Duluth, 2019)

No athlete has had more success in the Bank of America Chicago Marathon than Tatyana McFadden. In 14 appearances, she has nine victories, two runner-up finishes and two third-place finishes, most recently finishing third here last year. McFadden went to her seventh Paralympic Games this summer and represented the United States in the 100m, 400m, 800m and the marathon where she finished in seventh place. She now has 22 Paralympic medals, including eight golds. McFadden made her marathon debut in Chicago in 2009. She won in a sprint finish between four other

women with just three seconds separating them when they crossed the finish line. McFadden has won 24 Abbott World Marathon Major marathons since 2009. She is a five-time winner of the London, Boston, and New York City Marathons. After her podium finish here in Chicago last year, she placed 6th in New York and third in London.

### **CAREER HIGHLIGHTS**

- Nine-time Chicago Marathon champion
- Seven-time Paralympian
- 22 Paralympic medals, including eight gold medals
- 24 Abbott World Marathon Majors victories
- Four Grand Slams in the Abbott World Marathon Majors
- 2020 inducted into the Road Runners Club of America Hall of Fame
- 2016 ESPY award for Best Female Athlete with a Disability
- Producer and Emmy Award winner, “Rising Phoenix”, Best Long Sports Documentary

## SELECT ROAD RACE RESULTS

<b>Date</b>	<b>Race</b>	<b>Place</b>	<b>Time</b>
09/08/24	Paris Paralympic Marathon	7th	1:53:52
04/21/24	London Marathon	3rd	1:45:51
03/17/24	New York City Half Marathon	2nd	58:42
11/05/23	New York City Marathon	6th	1:53:31
10/08/23	Chicago Marathon	3rd	1:41:17
11/03/22	New York City Marathon	8th	1:52:59
10/09/22	Chicago Marathon	2nd	1:49:46
11/07/21	New York City Marathon	2nd	1:53:59
10/10/21	Chicago Marathon	1st	1:48:57
09/26/21	Berlin Marathon	2nd	1:38:54
09/05/21	Tokyo Paralympic Marathon	5th	1:40:14
10/13/19	Chicago Marathon	2nd	1:45:22
04/16/18	Boston Marathon	1st	2:04:39
10/07/18	Chicago Marathon	7th	1:56:35
10/08/17	Chicago Marathon	1st	1:39:15
11/06/16	New York City Marathon	1st	1:47:43
10/19/16	Chicago Marathon	1st	1:42:28
09/18/16	Rio de Janeiro Paralympic Marathon	2nd	1:38:44
04/24/16	London Marathon	1st	1:44:14
04/18/16	Boston Marathon	1st	1:42:16
11/01/15	New York City Marathon	1st	1:43:04
10/11/15	Chicago Marathon	1st	1:41:10
04/26/15	London Marathon	1st	1:41:14
04/20/15	Boston Marathon	1st	1:52:54
11/02/14	New York City Marathon	1st	1:42:16
10/12/14	Chicago Marathon	1st	1:44:50
04/21/14	Boston Marathon	1st	1:35:06
04/13/14	London Marathon	1st	1:45:12
11/03/13	New York City Marathon	1st	1:59:13
10/13/13	Chicago Marathon	1st	1:42:35
04/21/13	London Marathon	1st	1:46:02
04/15/13	Boston Marathon	1st	1:45:24
10/07/12	Chicago Marathon	1st	1:49:52
09/09/12	London Paralympic Marathon	10th	1:58:47
10/09/11	Chicago Marathon	1st	1:45:03
11/07/10	New York City Marathon	1st	2:02:22
10/10/10	Chicago Marathon	3rd	1:56:11
10/11/09	Chicago Marathon	1st	1:50:47



## JENNA FESEMYER | UNITED STATES

**BIB:** 255

**BIRTHDATE:** January 31, 1997

**AGE:** 27

**RESIDENCE:** Champaign, IL

**PERSONAL BEST:** 1:33:50 (Duluth, 2022)

Following her second Paralympic Games where she competed in the 1500m, 5000m and marathon, Jenna Fesemyer returns to the Bank of America Chicago Marathon for the seventh time. She was seventh last year after third place finishes in 2021 and 2022. She has recorded top 10 finishes in the most recent editions of the New York City, Tokyo, Boston and London Marathon. Fesemyer began racing in 2013 as a high school student in Ohio, and she quickly emerged as a trailblazer in adaptive sports. She was Ohio's first female wheelchair high school track state champion, and by her senior

year in 2014, four more girls and nine boys had joined her quest. Fesemyer made her marathon debut in the 2016 Bank of America Chicago Marathon where she finished ninth.

### CAREER HIGHLIGHTS

- 2023 Grandma's Marathon champion
- Third place, 2022 Chicago Marathon
- Third place, 2021 Chicago Marathon
- y2020, 2024 Paralympian

### SELECT ROAD RACE RESULTS

Date	Race	Place	Time
04/21/24	London Marathon	10th	1:50:45
04/15/24	Boston Marathon	9th	1:46:21
11/05/23	New York City Marathon	8th	1:59:19
10/08/23	Chicago Marathon	7th	1:49:31
09/24/23	Berlin Marathon	12th	1:44:34
06/17/23	Grandma's Marathon	1st	1:47:20
06/04/23	Chicago 13.1	2nd	51:25
11/06/22	New York City Marathon	5th	1:51:38
10/09/22	Chicago Marathon	3rd	1:49:52
06/18/22	Grandma's Marathon	2nd	1:33:50
06/05/22	Chicago 13.1	2nd	52:21
04/18/22	Boston Marathon	5th	1:55:59
11/07/21	New York City Marathon	4th	1:59:45
10/11/21	Boston Marathon	6th	1:59:51
10/10/21	Chicago Marathon	3rd	1:50:23
10/03/21	London Marathon	9th	2:03:08
09/05/21	Tokyo Paralympics Marathon	11th	1:50:06
10/04/20	London Marathon	3rd	1:52:16
10/13/19	Chicago Marathon	7th	1:53:37
10/07/18	Chicago Marathon	8th	1:56:37
10/08/17	Chicago Marathon	11th	2:11:47
10/09/16	Chicago Marathon	9th	2:18:11



## CATHERINE DEBRUNNER | SWITZERLAND

**BIB:** 251

**BIRTHDATE:** April 11, 1995

**AGE:** 29

**RESIDENCE:** Geuensee, Switzerland

**PERSONAL BEST:** 1:34:16 (Berlin, 2022)

After winning five gold medals in Paris, Catherine Debrunner returns to the Bank of Chicago Marathon as the defending champion and the most dominant athlete in the sport. Last month, Debrunner won gold in 400m, 800m, 1500, 5000m, and marathon, setting four Paralympic records in the process. She won the marathon by more than four minutes. Debrunner also competed in the 100m and won the silver medal. Last year in Chicago, Debrunner outsprinted Susannah Scaroni to win her first ever race in the United States. She had won her second consecutive BMW Berlin Marathon

just two weeks earlier. The hot streak has continued. After her Chicago victory, Debrunner won her first New York City Marathon and won the London Marathon for a second time. Since winning her debut in Berlin in 2022, she has won six of the seven Abbott World Marathon Majors in which she has competed. Debrunner started racing in 2015, qualifying for the World Para Athletics Championships and winning a silver medal in 200m. She then took a break to go to university before returning to the 2019 World Championships and winning gold in the 400m and silver in the 800m. Debrunner won the gold medal in the 400m in the Tokyo Paralympics. She is the 2023 Laureus Sports Person of the Year with a Disability.

### CAREER HIGHLIGHTS

- 2024 Paralympic gold medalist, 400m, 800m, 1500m, 5000m and marathon
- 2024 Paralympic silver medalist, 100m
- 2024 London Marathon champion
- 2023 New York City Marathon champion
- 2023 Chicago Marathon champion
- 2023 Berlin Marathon champion
- 2023 World Para Athletics Championships gold medalist, (400m, 800m, 1500m, 5000m)
- 2023 World Para Athletics Championships silver medalist, (100m)
- 2023 Laureus Sports Person of the Year with a Disability
- 2022 London Marathon champion
- 2022 Berlin Marathon champion
- 2020 Paralympic gold medalist 400m
- 2019 World Para Athletics Championships gold medalist, 400m

### SELECT ROAD RACE RESULTS

Date	Race	Place	Time
09/08/24	Paris Paralympic Marathon	1st	1:41:50
04/21/24	London Marathon	1st	1:38:54
11/05/23	New York City Marathon	1st	1:39:32
10/08/23	Chicago Marathon	1st	1:38:44
09/24/23	Berlin Marathon	1st	1:34:16
04/23/23	London Marathon	3rd	1:38:54
10/02/22	London Marathon	1st	1:38:24
09/25/22	Berlin Marathon	1st	1:36:47



## **EDEN RAINBOW COOPER | GREAT BRITAIN**

**BIB:** 257

**BIRTHDATE:** May 17, 2001

**AGE:** 23

**RESIDENCE:** Portsmouth, Great Britain

**PERSONAL BEST:** 1:35:11 (Boston, 2024)

One of the sport's brightest young stars is already making history. Since winning the silver medal at the 2022 Commonwealth Games, Rainbow-Cooper has been runner up in Berlin and Tokyo, fourth in New York City and this past spring she became the first British woman to win the Boston Marathon. She did all of that before her 23rd birthday. Since that birthday in May, Rainbow-Cooper has competed in her first Paralympics where she raced the 1500m and 5000m. She was a DNF in the marathon and now looks to bounce back with her first appearance in Chicago. Rainbow-Cooper was

born with sacral agenesis and began racing wheelchairs at the age of 13. When she's not training, she works in digital marketing

### **CAREER HIGHLIGHTS**

- 2024 Paralympian, 1500m, 5000m and marathon
- 2024 Boston Marathon champion
- Runner up, 2023 Berlin Marathon
- Silver medalist, 2022 Commonwealth Games

### **SELECT ROAD RACE RESULTS**

<b>Date</b>	<b>Race</b>	<b>Place</b>	<b>Time</b>
04/21/24	London Marathon	6th	1:50:39
04/15/24	Boston Marathon	1st	1:35:11
03/17/24	New York City Half Marathon	3rd	59:09
03/03/24	Tokyo Marathon	2nd	1:40:28
11/05/23	New York City Marathon	4th	1:49:34
09/24/23	Berlin Marathon	2nd	1:34:17
04/23/23	London Marathon	7th	1:47:43
04/17/23	Boston Marathon	7th	2:06:45
07/30/22	Commonwealth Games	2nd	1:59:45



## **NIKITA DEN BOER | NETHERLANDS**

**BIB:** 256

**BIRTHDATE:** January 8, 1991

**AGE:** 33

**RESIDENCE:** Haarlem, Netherlands

**PERSONAL BEST:** 1:38:16 (Tokyo 2021)

Nikita Den Boer is on the comeback trail after what she referred to on her Instagram as a mentally and physically tough year. She decided not to go to the Paris Paralympics and instead get healthy. Den Boer, who's been open about her struggles with eating disorders, will make her Chicago debut in her first race since a ninth place finish in London this past spring. Den Boer is the 2020 London champion and holds a bronze medal in the marathon from the 2021 Paralympic Games in Tokyo. This will be her first marathon in the United States.

### **CAREER HIGHLIGHTS**

- 2020 Bronze medalist, Paralympic marathon
- 2020 London Marathon champion
- 2021 Silver medalist, European championships 1500m, 5000m
- 2021 Bronze medalist, European championships 800m

### **SELECT ROAD RACE RESULTS**

<b>Date</b>	<b>Race</b>	<b>Place</b>	<b>Time</b>
04/21/24	London Marathon	9th	1:50:45
10/03/21	London Marathon	4th	1:44:54
09/05/21	Tokyo Olympic Marathon	3rd	1:38:16
10/04/20	London Marathon	1st	1:40:07
04/28/19	London Marathon	8th	1:52:12



## TIAN YAJUAN | CHINA

**BIB:** 258

**BIRTHDATE:** November 17, 1998

**AGE:** 25

**RESIDENCE:** China

**PERSONAL BEST:** 1:39:39

Tian Yajuan took on five events at the Paris Paralympic Games: 400m, 800m, 1500m, 5000m and marathon where she finished 15th. The 25 year old said competing in the Games was her life's ambition and she made the most of it. Now, she'll make her Abbott World Marathon Majors debut at the Bank of America Chicago Marathon. An experienced track athlete, she made herself known in international marathon racing in Dubai this past January where she won the race in 1:39:39. Tian joined the Shanghai wheelchair racing team in the People's Republic of China at age 21.

### CAREER HIGHLIGHTS

- 2024 Paralympian, 400m, 800m, 1500, 5000m, marathon
- 2024 Dubai Marathon champion

### SELECT ROAD RACE RESULTS

Date	Race	Place	Time
09/08/24	Paris Paralympic Marathon	15th	2:12:51
01/07/24	Dubai Marathon	1st	1:39:39





## VANESSA DE SOUZA | BRAZIL

**BIB:** 259

**BIRTHDATE:** November 20, 1989

**AGE:** 34

**RESIDENCE:** São Paulo, Brazil

**PERSONAL BEST:** 1:40:21 (Seville, 2020)

Like many of her competitors here in Chicago, Vanessa De Souza raced on both the track and the roads in Paris. She represented Brazil in the 800m, 1500m, 5000m and marathon, where she finished in tenth place. De Souza made her third Chicago appearance last year, placing sixth. A string of top 10 finishes in New York, Boston and London followed. De Souza lost her leg in a motorcycle accident ten years ago. Just months later, she began training to be a Paralympic athlete. She made it on her first try, competing in four

events at the Tokyo Games. En route to Tokyo, she won marathons in Los Angeles and Seville.

### CAREER HIGHLIGHTS

- 2024 Paralympian, 800m, 1500m, 5000m and marathon
- 2020 Paralympian, 1500m, 5000m and marathon
- 2020 Los Angeles Marathon and Seville Marathon champion
- Brazilian record holder 10K, half marathon and marathon

### SELECT ROAD RACE RESULTS

Date	Race	Place	Time
09/08/24	Paris Paralympic Marathon	10th	1:56:33
04/21/24	London Marathon	8th	1:50:43
04/15/24	Boston Marathon	6th	1:43:22
11/05/23	New York City Marathon	9th	1:59:51
10/08/23	Chicago Marathon	6th	1:49:22
09/24/23	Berlin Marathon	10th	1:44:33
04/23/23	London Marathon	12th	1:51:44
04/17/23	Boston Marathon	4th	1:50:40
11/06/22	New York City Marathon	7th	1:51:45
10/09/22	Chicago Marathon	5th	1:49:57
10/02/22	London Marathon	7th	1:47:29
09/25/22	Berlin Marathon	8th	1:48:37
04/18/22	Boston Marathon	7th	1:56:23
11/07/21	New York City Marathon	5th	1:59:45
10/10/21	Chicago Marathon	4th	1:58:09
10/11/21	Boston Marathon	4th	1:53:23
10/03/21	London Marathon	7th	1:50:13
09/26/21	Berlin Marathon	5th	1:42:16
09/05/21	Tokyo Paralympics Marathon	12th	1:51:12
02/23/20	Seville Marathon	1st	1:40:23
03/08/20	Los Angeles Marathon	1st	1:59:51



## YEN HOANG | UNITED STATES

**BIB:** 261

**BIRTHDATE:** March 8, 1997

**AGE:** 27

**RESIDENCE:** Champaign, IL

**PERSONAL BEST:** 1:47:29 (London, 2022)

Yen Hoang is back in Chicago for her sixth Bank of America Chicago Marathon. Hoang was tenth here last year, then 13th in New York City missing, qualifying for the Paris Paralympics. Hoang hopes to bounce back to her past success here in Chicago where she was the 2021 runner-up. She went to Boston the next day and finished third. She also has a fourth place Chicago finish to her name from 2022. Hoang started competing competitively in 2014 at the junior national level in wheelchair basketball. She then moved to track and field. She won a gold medal in the 800m and

a silver medal in the 400m at the 2019 Parapan American Games, and she competed in three events at the 2020 Tokyo Paralympics: the 100m, 400m, and 800m. When she's not training, Hoang works full-time as a tax associate for KPMG.

### CAREER HIGHLIGHTS

- 2021 Chicago Marathon, runner-up
- Third place, 2021 Boston Marathon
- 2020 Paralympian

### SELECT ROAD RACE RESULTS

Date	Race	Place	Time
04/21/24	London Marathon	16th	2:06:42
04/15/24	Boston Marathon	13th	1:52:13
03/17/24	New York City Half Marathon	5th	1:08:22
11/05/23	New York City Marathon	13th	2:04:17
10/08/23	Chicago Marathon	10th	1:58:16
04/23/23	London Marathon	14th	1:58:55
04/17/23	Boston Marathon	9th	2:10:29
11/06/22	New York City Marathon	4th	1:48:30
10/09/22	Chicago Marathon	4th	1:49:54
10/02/22	London Marathon	8th	1:47:29
04/18/22	Boston Marathon	4th	1:55:27
11/07/21	New York City Marathon	6th	2:02:38
10/11/21	Boston Marathon	3rd	1:51:24
10/10/21	Chicago Marathon	2nd	1:50:14
11/03/19	New York City Marathon	14th	2:18:24
10/13/19	Chicago Marathon	8th	2:11:58
04/15/19	Boston Marathon	15th	2:01:06
10/07/18	Chicago Marathon	12th	2:07:10
10/09/16	Chicago Marathon	7th	2:10:29

<b>RACE HISTORY.....</b>	<b>83</b>
WEATHER CONDITIONS.....	84
CHAMPIONS.....	86
CHAMPIONS BY COUNTRY.....	90
CHAMPIONS WITH MULTIPLE VICTORIES.....	91
RUNNER UP FINISH FOLLOWED BY VICTORY.....	92
WORLD RECORDS SET IN CHICAGO.....	92
WORLD DEBUT RECORDS SET IN CHICAGO.....	92
AMERICAN RECORDS SET IN CHICAGO.....	92
COURSE RECORDS.....	93
MARGINS OF VICTORY.....	97
TOP PERFORMANCES IN CHICAGO.....	101
YEAR-BY-YEAR EVENT SUMMARY.....	141



## EVENT TITLE SPONSORS

Bank of America (2008 – present)  
LaSalle Bank (1994 – 2007)  
Old Style (1988 – 1990)  
Beatrice Foods (1979 – 1986)  
Flair Communications (1977 – 1978)

## WEATHER CONDITIONS

<b>Race date</b>	<b>High temp. (°F/°C)</b>	<b>Low temp. (°F/°C)</b>
October 8, 2023	54/12	46/7
October 9, 2022	71/21	46/8
October 10, 2021	79/26	70/21
October 13, 2019	55/12	39/3
October 7, 2018	63/17	57/14
October 8, 2017	80/22	56/11
October 9, 2016	62/17	48/9
October 11, 2015	79/26	53/12
October 12, 2014	64/18	45/7
October 13, 2013	64/18	47/8
October 7, 2012	51/11	38/3
October 9, 2011	80/26	56/13
October 10, 2010	84/29	59/15
October 11, 2009	45/7	28/-2
October 12, 2008	84/29	57/14
October 7, 2007	89/31	74/23
October 22, 2006	48/8	36/2
October 9, 2005	59/15	50/10
October 10, 2004	67/19	48/9
October 12, 2003	57/14	35/2
October 13, 2002	50/10	33/5
October 7, 2001	60/16	41/5
October 22, 2000	69/21	49/9
October 24, 1999	51/11	28/-2
October 11, 1998	60/16	39/4
October 19, 1997	62/17	41/5
October 20, 1996	59/15	31/-1
October 15, 1995	56/13	36/2
October 30, 1994	61/16	36/2
October 31, 1993	44/7	25/-4
October 25, 1992	62/17	35/2
October 27, 1991	53/12	47/8
October 28, 1990	60/16	30/-1
October 29, 1989	74/23	54/12
October 30, 1988	45/7	21/-6
October 25, 1987	53/12	29/-2
October 20, 1985	57/14	51/11
October 21, 1984	55/13	37/3
October 16, 1983	72/22	41/5
September 26, 1982	63/17	49/9
September 27, 1981	72/22	49/9

<b>Race date</b>	<b>High temp. (°F/°C)</b>	<b>Low temp. (°F/°C)</b>
September 28, 1980	69/21	53/12
October 21, 1979	84/29	70/21
September 24, 1978	79/26	49/9
September 25, 1977	78/26	57/14

*\*These temperatures are official records from O'Hare International Airport, not the Chicago Marathon start/finish area.*

**Race day temperature extremes**

Highest race day temperature:	89° F	Oct. 7, 2007
Lowest race day temperature:	21° F	Oct. 30, 1988
Highest race day humidity:	90%	Oct. 26, 1986
Record high for month of October:	94° F	Oct. 6, 1963
Record low for month of October:	14° F	Oct. 25, 1887

**Miscellaneous weather notes**

Last race day with snow: October 31, 1993

Last race day with rain: October 7, 2018

Last race day with strong winds: October 15, 1995

Last race day with unseasonable heat: October 8, 2017, 80° F

Last race day with unseasonable cold: October 31, 1993, 25° F with a 12° F wind-chill

Last race day with high heat & high humidity: October 7, 2007, 89° F with 73% humidity and 0-3 mph winds

Average high/low temperatures for October 13: 64° F/55° F

## OPEN DIVISION CHAMPIONS (1977-2023)

Year	Name	Country	Time
2023	M: Kelvin Kiptum	KEN	2:00:35
	W: Sifan Hassan	NED	2:13:44
2022	M: Benson Kipruto	KEN	2:04:24
	W: Ruth Chepngetich	KEN	2:14:18
2021	M: Seifu Tura	ETH	2:06:12
	W: Ruth Chepngetich	KEN	2:22:31
2020	<i>Virtual event</i>		
2019	M: Lawrence Cheronon	KEN	2:05:45
	W: Brigid Kosgei	KEN	2:14:04
2018	M: Mo Farah	GBR	2:05:11
	W: Brigid Kosgei	KEN	2:18:35
2017	M: Galen Rupp	USA	2:09:20
	W: Tirunesh Dibaba	ETH	2:18:31
2016	M: Abel Kirui	KEN	2:11:23
	W: Florence Kiplagat	KEN	2:21:32
2015	M: Dickson Chumba	KEN	2:09:25
	W: Florence Kiplagat	KEN	2:23:33
2014	M: Eliud Kipchoge	KEN	2:04:11
	W: Mare Dibaba	ETH	2:25:37
2013	M: Dennis Kimetto	KEN	2:03:45
	W: Rita Jeptoo	KEN	2:19:57
2012	M: Tsegaye Kebede	ETH	2:04:38
	W: Atsede Baysa	ETH	2:22:03
2011	M: Moses Mosop	KEN	2:05:37
	W: Ejegayehu Dibaba	ETH	2:22:09
2010	M: Sammy Wanjiru	KEN	2:06:24
	W: Atsede Baysa	ETH	2:22:03
2009	M: Sammy Wanjiru	KEN	2:05:41
	W: Irina Mikitenko	GER	2:26:31
2008	M: Evans Cheruiyot	KEN	2:06:25
	W: Lidiya Grigoryeva	RUS	2:27:17
2007	M: Patrick Ivuti	KEN	2:11:11
	W: Berhane Adere	ETH	2:33:49
2006	M: Robert K. Cheruiyot	KEN	2:07:35
	W: Berhane Adere	ETH	2:20:42
2005	M: Felix Limo	KEN	2:07:02
	W: Deena Kastor	USA	2:21:25
2004	M: Evans Rutto	KEN	2:06:16
	W: Constantina Tomescu-Dita	ROU	2:23:45
2003	M: Evans Rutto	KEN	2:05:50
	W: Svetlana Zakharova	RUS	2:23:07
2002	M: Khalid Khannouchi	USA	2:05:56
	W: Paula Radcliffe	GBR	2:17:18
2001	M: Ben Kimondiu	KEN	2:08:52
	W: Catherine Ndereba	KEN	2:18:47
2000	M: Khalid Khannouchi	USA	2:07:01
	W: Catherine Ndereba	KEN	2:21:33
1999	M: Khalid Khannouchi	MAR	2:05:42
	W: Joyce Chepchumba	KEN	2:25:59

<b>Year</b>	<b>Name</b>	<b>Country</b>	<b>Time</b>
1998	M: Ondoro Osoro	KEN	2:06:54
	W: Joyce Chepchumba	KEN	2:23:57
1997	M: Khalid Khannouchi	MAR	2:07:10
	W: Marian Sutton	GBR	2:29:03
1996	M: Paul Evans	GBR	2:08:52
	W: Marian Sutton	GBR	2:30:41
1995	M: Eamonn Martin	GBR	2:11:18
	W: Ritva Lemettinen	FIN	2:28:27
1994	M: Luiz Antonio Dos Santos	BRA	2:11:16
	W: Kristy Johnston	USA	2:31:34
1993	M: Luiz Antonio Dos Santos	BRA	2:13:15
	W: Ritva Lemettinen	FIN	2:33:18
1992	M: Jose Cesar De Souza	BRA	2:16:14
	W: Linda Somers	USA	2:37:41
1991	M: Joseildo Rocha	BRA	2:14:33
	W: Midde Hamrin-Senorski	SWE	2:36:21
1990	M: Martin Pitayo	MEX	2:09:41
	W: Aurora Cunha	POR	2:30:11
1989	M: Paul Davis-Hale	GBR	2:11:25
	W: Lisa Weidenbach	USA	2:28:15
1988	M: Alejandro Cruz	MEX	2:08:57
	W: Lisa Weidenbach	USA	2:29:17
1987	Half Marathon		
1986	M: Toshihiko Seko	JPN	2:08:27
	W: Ingrid Kristiansen	NOR	2:27:08
1985	M: Steve Jones	GBR	2:07:13
	W: Joan Benoit Samuelson	USA	2:21:21
1984	M: Steve Jones	GBR	2:08:05
	W: Rosa Mota	POR	2:26:01
1983	M: Joseph Nzau	KEN	2:09:44
	W: Rosa Mota	POR	2:31:12
1982	M: Greg Meyer	USA	2:10:59
	W: Nancy Conz	USA	2:33:23
1981	M: Philip Coppess	USA	2:16:13
	W: Tina Gandy	USA	2:49:39
1980	M: Frank Richardson	USA	2:14:04
	W: Sue Peterson	USA	2:45:03
1979	M: Dan Cloeter	USA	2:23:20
	W: Laura Michalek	USA	3:15:45
1978	M: Mark Stanforth	USA	2:19:20
	W: Lynae Larson	USA	2:59:25
1977	M: Dan Cloeter	USA	2:17:52
	W: Dorothy Doolittle	USA	2:50:47

*Result standings are subject to change in accordance with World Anti-Doping Agency and World Athletics Anti-Doping Rules and Regulations.*

## WHEELCHAIR DIVISION CHAMPIONS (1984-2023)

Year	Name	Country	Time
2023	M: Marcel Hug	SUI	1:22:37
	W: Catherine Debrunner	SUI	1:38:44
2022	M: Marcel Hug	SUI	1:29:07
	W: Susannah Scaroni	USA	1:45:48
2021	M: Daniel Romanchuk	USA	1:29:07
	W: Tatyana McFadden	USA	1:48:57
2019	M: Daniel Romanchuk	USA	1:30:26
	W: Manuela Schär	SUI	1:41:08
2020	<i>Virtual event</i>		
2019	M: Daniel Romanchuk	USA	1:30:26
	W: Manuela Schär	SUI	1:41:08
2018	M: Daniel Romanchuk	USA	1:31:34
	W: Manuela Schär	SUI	1:41:38
2017	M: Marcel Hug	SUI	1:29:23
	W: Tatyana McFadden	USA	1:39:15
2016	M: Marcel Hug	SUI	1:32:57
	W: Tatyana McFadden	USA	1:42:28
2015	M: Kurt Fearnley	AUS	1:30:46
	W: Tatyana McFadden	USA	1:41:10
2014	M: Joshua George	USA	1:32:12
	W: Tatyana McFadden	USA	1:44:50
2013	M: Ernst Van Dyk	RSA	1:30:37
	W: Tatyana McFadden	USA	1:42:35
2012	M: Josh Cassidy	CAN	1:32:58
	W: Tatyana McFadden	USA	1:49:52
2011	M: Kurt Fearnley	AUS	1:29:18
	W: Tatyana McFadden	USA	1:45:03
2010	M: Heinz Frei	SUI	1:26:56
	W: Amanda McGrory	USA	1:47:25
2009	M: Kurt Fearnley	AUS	1:29:09
	W: Tatyana McFadden	USA	1:50:47
2008	M: Kurt Fearnley	AUS	1:30:16
	W: Amanda McGrory	USA	1:55:12
2007	M: Kurt Fearnley	AUS	1:28:06
	W: Amanda McGrory	USA	1:45:27
2006	M: Joshua George	USA	1:38:31
	W: Miriam Ladner	USA	2:04:21
2005	M: Krige Schabort	RSA	1:29:40
	W: Miriam Ladner	USA	2:01:37
2004	M: Joshua George	USA	1:36:13
	W: Miriam Nibley	USA	2:05:51
2003	M: Joshua George	USA	1:41:01
	W: Christina Ripp	USA	1:56:33
2002	M: Adam Bleakney	USA	1:40:14
	W: Tricia Downing	USA	1:52:20
2001	M: Tony Iniguez	USA	1:37:59
	W: Christina Ripp	USA	1:56:58
2000	M: Tony Iniguez	USA	1:41:00

W: No women competed in the 2000 Wheelchair Division



<b>Year</b>	<b>Name</b>	<b>Country</b>	<b>Time</b>
1999	M: Saul Mendoza	USA	1:37:03
	W: Miriam Nibley	USA	2:03:44
1998	M: Franz Nietlispach	SUI	1:34:22
	W: Candace Cable	USA	1:58:32
1997	M: Saul Mendoza	USA	1:37:42
	W: Candace Cable	USA	1:57:32
1996	M: Jacob Heilveil	USA	1:39:57
	W: Ann Walters	USA	1:52:13
1995	M (tie): James Briggs	USA	1:37:12
	M (tie): Scot Hollonbeck	USA	1:37:12
	W: Ann Walters	USA	1:57:27
1994	M: James Briggs	USA	1:32:14
	W: Ann Walters	USA	1:59:45
1993	M: James Briggs	USA	1:42:03
	W: Ann Walters	USA	1:57:34
1992	M: Vern Achenbach	USA	1:44:28
	W: Ann Walters	USA	1:44:29
1991	M: Philippe Couprie	FRA	1:41:21
	W: Ann Walters	USA	1:57:17
1990	M: Jim Knaub	USA	1:42:34
	W: Ann Cody-Morris	USA	1:53:33
1989	M: Scot Hollonbeck	USA	1:45:30
	W: Ann Cody-Morris	USA	1:58:51
1988	<i>No records available</i>		
1987	Half Marathon		
1986	M: Bart Bardwell	USA	2:10:19
	W: Jonnie Baylark	USA	3:23:32
1985	M: Robert Fitch	USA	2:23:41
	W: Jayne Fortson	USA	2:52:22
1984	M: Robert Fitch	USA	2:35:06
	W: Jonnie Baylark	USA	3:29:10

## CHAMPIONS BY COUNTRY

Country	Open division - Men	Open division - Women	Wheelchair division - Men	Wheelchair division - Women	Total
Australia			5		5
Brazil	4				4
Canada			1		1
Ethiopia	1	7			8
Finland		2			2
France			1		1
Germany		1			1
Great Britain	6	3			9
Japan	1				1
Kenya	19	10			29
Mexico	2				2
Morocco	2				2
Netherlands		1			1
Norway		1			1
Portugal		3			3
Romania		1			1
Russia		2			2
South Africa			2		2
Sweden		1			1
Switzerland			6	3	9
United States	9	12	22	31	74

## CHAMPIONS WITH MULTIPLE VICTORIES

### Open division - Men

Sammy Wanjiru (KEN)	2009, 2010
Khalid Khannouchi (MAR, USA as of 2000)	1997, 1999, 2000, 2002
Evans Rutto (KEN)	2003, 2004
Luiz Antonio Dos Santos (BRA)	1993, 1994
Steve Jones (GBR)	1984, 1985
Dan Cloeter (USA)	1977, 1979

### Open division - Women

Ruth Chepngetich (KEN)	2021, 2022
Brigid Kosgei (KEN)	2018, 2019
Florence Kiplagat (KEN)	2015, 2016
Berhane Adere (ETH)	2006, 2007
Catherine Ndereba (KEN)	2000, 2001
Joyce Chepchumba (KEN)	1998, 1999
Marian Sutton (GBR)	1996, 1997
Ritva Lemettinen (FIN)	1993, 1995
Lisa Weidenbach (USA)	1988, 1989
Rosa Mota (POR)	1983, 1984

### Wheelchair division - Men

Daniel Romanchuk (USA)	2018, 2019, 2021
Marcel Hug (SUI)	2016, 2017, 2022, 2023
Kurt Fearnley (AUS)	2007, 2008, 2009, 2011, 2015, 2022
Joshua George (USA)	2003, 2004, 2006, 2014
Tony Iniguez (USA)	2000, 2001
Saul Mendoza (USA)	1997, 1999
James Briggs (USA)	1993, 1994, 1995 (tie)
Scot Hollonbeck (USA)	1989, 1995 (tie)
Robert Fitch (USA)	1984, 1985

### Wheelchair division - Women

Manuela Schär (SUI)	2018, 2019
Tatyana McFadden (USA)	2009, 2011, 2012, 2013, 2014, 2015, 2016, 2017, 2021
Amanda McGrory (USA)	2007, 2008, 2010
Christina Ripp (USA)	2001, 2003
Miriam Nibley Ladner (USA)	1999, 2004, 2005, 2006
Candace Cable (USA)	1997, 1998
Ann Walters (USA)	1991, 1992, 1993, 1994, 1995, 1996
Ann Cody-Morris (USA)	1989, 1990
Jonnie Baylark (USA)	1984, 1986

## RUNNER UP FINISH FOLLOWED BY VICTORY

### Open division - Men

Tsegaye Kebede (ETH)	2nd in 2010, 1st in 2012
Khalid Khannouchi (MAR)	2nd in 1998, 1st in 1999
Joseph Nzau (KEN)	2nd in 1982, 1st in 1983

### Open division - Women

Brigid Kosgei (KEN)	2nd in 2017, 1st in 2018
Florence Kiplagat (KEN)	2nd in 2014, 1st in 2015
Rita Jeptoo (KEN)	2nd in 2012, 1st in 2013
Atsede Baysa (ETH)	2nd in 2010, 1st in 2012
Constantina Tomescu-Dita (ROU)	2nd in 2003, 1st in 2004
Ingrid Kristiansen (NOR)	2nd in 1985, 1st in 1986

### Wheelchair division - Men

Marcel Hug (SUI)	2nd in 2015, 1st in 2016
Kurt Fearnley (AUS)	2nd in 2014, 1st in 2015
Tony Iniguez (USA)	2nd in 1992, 1993, 1999, 1st in 2000
Saul Mendoza (USA)	2nd in 1998, 1st in 1999
Scot Hollonbeck (USA)	2nd in 1994, 1st in 1995
James Briggs (USA)	2nd in 1991, 1st in 1993, 1994, 1995

### Wheelchair division - Women

Miriam Nibley (USA)	2nd in 2003, 1st in 2004, 2005, 2006
Candace Cable (USA)	2nd in 1995, 1996, 1st in 1997, 1998

## WORLD RECORDS SET IN CHICAGO

2:08:05	Steve Jones (GBR)	1984
2:05:42	Khalid Khannouchi (MAR)	1999
2:18:47	Catherine Ndereba (KEN)	2001
2:17:18	Paula Radcliffe (GBR)	2002
2:14:04	Brigid Kosgei (KEN)	2019
2:00:35	Kelvin Kiptum (KEN)	2023

## WORLD DEBUT RECORDS SET IN CHICAGO

2:05:50	Evans Rutto (KEN)	2003
2:06:54	Ondoro Osoro (KEN)	1998
2:07:10	Khalid Khannouchi (MAR)	1997

## AMERICAN RECORDS SET IN CHICAGO

2:21:21	Joan Benoit Samuelson	1985
2:07:01	Khalid Khannouchi	2000
2:18:29	Emily Sisson	2022

## CHICAGO COURSE RECORDS

Men's open division: 2:00:35, Kelvin Kiptum, KEN, Oct. 8, 2023

Women open division: 2:13:44, Sifan Hassan, NED, Oct. 8, 2023

Men's wheelchair division: 1:22:37, Marcel Hug, SUI, Oct. 8, 2023

Women's wheelchair division: 1:38:44, Catherine Debrunner, SUI, Oct. 8, 2023

## COURSE RECORD SPLIT TIMES

### Open division - Men

#### 2:00:35, Kelvin Kiptum, KEN, 2023

<i>Distance</i>	<i>Total time (5K split)</i>	<i>Min/mile split</i>
5K	0:14:26	4:39
10K	0:28:42 (14:16)	4:36
15K	0:43:09 (14:27)	4:40
20K	0:57:39 (14:30)	4:40
Half	1:00:48	
25K	1:12:04 (11:16)	4:39
30K	1:26:31 (14:27)	4:39
35K	1:40:22 (13:51)	4:28
40K	1:54:23 (14:01)	4:31
Finish	2:00:35	

1st Half 1:00:48 4:38

2nd Half 0:59:47 4:34

Final 2:00:35 4:36

### Open division - Women

#### 2:13:44, Sifan Hassan, NED, 2023

<i>Distance</i>	<i>Total time (5K split)</i>	<i>Min/mile split</i>
5K	0:15:43	5:04
10K	0:31:05 (15:22)	4:57
15K	0:46:37 (15:32)	5:00
20K	1:02:16 (15:39)	5:03
Half	1:05:48	
25K	1:18:06 (12:18)	5:04
30K	1:34:00 (15:54)	5:08
35K	1:50:17 (16:17)	5:15
40K	2:06:36 (16:19)	5:16
Finish	2:13:44	

1st Half 1:05:48 5:01

2nd Half 1:07:54 5:10

Final 2:13:44 5:05

**Wheelchair division - Men**  
**1:22:37, Marcel Hug, SUI, 2023**

<i>Distance</i>	<i>Total time (5K split)</i>	<i>Min/mile split</i>
5K	0:10:06	3:15
10K	0:19:43 (9:37)	3:06
15K	0:29:13 (9:30)	3:04
20K	0:38:53 (9:40)	3:07
Half	0:41:07	
25K	0:48:41 (7:34)	3:08
30K	0:58:26 (9:45)	3:09
35K	1:08:20 (9:54)	3:12
40K	1:18:06 (9:46)	3:09
Finish	1:22:37	
1st Half	0:41:07	3:08
2nd Half	0:41:30	3:09
Final	1:22:37	3:10

**Wheelchair division - Women**  
**1:38:44, Catherine Debrunner, SUI, 2023**

<i>Distance</i>	<i>Total time (5K split)</i>	<i>Min/mile split</i>
5K	0:11:27	3:41
10K	0:22:44 (11:17)	3:38
15K	0:33:49 (11:05)	3:35
20K	0:45:23 (11:34)	3:44
Half	0:48:06	
25K	0:57:24 (9:18)	3:50
30K	1:08:57 (11:33)	3:44
35K	1:21:01 (12:04)	3:53
40K	1:33:16 (12:15)	3:57
Finish	1:38:44	
1st Half	00:48:06	3:39
2nd Half	00:50:38	3:51
Final	1:34:44	3:45

## COURSE RECORD PROGRESSIONS

### Open division - Men

<i>Time</i>	<i>Name</i>	<i>Country</i>	<i>Date</i>
2:00:35	Kelvin Kiptum	KEN	Oct. 8, 2023
2:03:45	Dennis Kimetto	KEN	Oct. 13, 2013
2:04:38	Tsegaye Kebede	ETH	Oct. 7, 2012
2:05:37	Moses Mosop	KEN	Oct. 9, 2011
2:05:41	Sammy Wanjiru	KEN	Oct. 11, 2009
2:05:42	Khalid Khannouchi	MAR	Oct. 24, 1999
2:06:54	Ondoro Osoro	KEN	Oct. 11, 1998
2:07:10	Khalid Khannouchi	MAR	Oct. 19, 1997
2:07:13	Steve Jones	GBR	Oct. 20, 1985
2:08:05	Steve Jones	GBR	Oct. 21, 1984
2:09:44	Joseph Nzau	KEN	Oct. 16, 1983
2:10:59	Greg Meyer	USA	Sept. 26, 1982
2:14:04	Frank Richardson	USA	Sept. 28, 1980
2:17:52	Dan Cloeter	USA	Sept. 25, 1977

### Open division - Women

<i>Time</i>	<i>Name</i>	<i>Country</i>	<i>Date</i>
2:13:44	Sifan Hassan	NED	Oct. 8, 2023
2:14:04	Brigid Kosgei	KEN	Oct. 13, 2019
2:17:18	Paula Radcliffe	GBR	Oct. 13, 2002
2:18:47	Catherine Ndereba	KEN	Oct. 7, 2001
2:21:21	Joan Benoit Samuelson	USA	Oct. 20, 1985
2:26:01	Rosa Mota	POR	Oct. 21, 1984
2:31:12	Rosa Mota	POR	Oct. 16, 1983
2:33:23	Nancy Conz	USA	Sept. 26, 1982
2:45:03	Sue Petersen	USA	Sept. 28, 1980
2:50:47	Dorothy Doolittle	USA	Sept. 25, 1977

### Wheelchair division - Men

<i>Time</i>	<i>Name</i>	<i>Country</i>	<i>Date</i>
1:22:37	Marcel Hug	SUI	Oct. 8, 2023
1:25:20	Marcel Hug	SUI	Oct. 9, 2022
1:26:56	Heinz Frei	SUI	Oct. 10, 2010
1:28:06	Kurt Fearnley	AUS	Oct. 7, 2007
1:29:40	Krige Schabert	RSA	Oct. 9, 2005
1:32:14	James Briggs	USA	Oct. 30, 1994
1:41:21	Philippe Couprie	FRA	Oct. 27, 1991
1:42:34	Jim Knaub	USA	Oct. 28, 1990
1:45:30	Scot Hollonbeck	USA	Oct. 29, 1989
2:10:19	Bart Bardwell	USA	Oct. 26, 1986
2:23:41	Robert Fitch	USA	Oct. 20, 1985
2:35:06	Robert Fitch	USA	Oct. 21, 1984

## Wheelchair division - Women

<i>Time</i>	<i>Name</i>	<i>Country</i>	<i>Date</i>
1:38:44	Catherine Debrunner	SUI	Oct. 8, 2023
1:39:15*	Tatyana McFadden	USA	Oct. 8, 2017
1:41:10	Tatyana McFadden	USA	Oct. 11, 2015
1:42:35	Tatyana McFadden	USA	Oct. 13, 2013
1:44:29	Ann Walters	USA	Oct. 25, 1992
1:53:33	Ann Cody-Morris	USA	Oct. 28, 1990
1:58:51	Ann Cody-Morris	USA	Oct. 29, 1989
2:52:22	Jayne Fortson	USA	Oct. 20, 1985
3:29:10	Jonnie Baylark	USA	Oct. 21, 1984

*\*Amanda McGrory finished second in an identical time, 1:39:15*



## MARGINS OF VICTORY

### Open division - Men

<i>Year</i>	<i>Name</i>	<i>Winning margin</i>	<i>Runner-up</i>
2023	Kelvin Kiptum	3:27	Benson Kipruto
2022	Benson Kipruto	:25	Seifu Tura
2021	Seifu Tura	:23	Galen Rupp
2019	Lawrence Cherono	:01	Dejene Debela
2018	Mo Farah	:13	Mosinet Geremew
2017	Galen Rupp	:28	Abel Kirui
2016	Abel Kirui	:03	Dickson Chumba
2015	Dickson Chumba	:25	Sammy Kitwara
2014	Eliud Kipchoge	:17	Sammy Kitwara
2013	Dennis Kimetto	:7	Emmanuel Mutai
2012	Tsegaye Kebede	:14	Feyisa Lilesa
2011	Moses Mosop	:38	Wesley Korir
2010	Sammy Wanjiru	:19	Tsegaye Kebede
2009	Sammy Wanjiru	:27	Vincent Kipruto***
2008	Evans Cheruiyot	1:12	David Mandago
2007	Patrick Ivuti	:0.05*	Jaouad Gharib
2006	Robert Kipkoech Cheruiyot	:05	Daniel Njenga
2005	Felix Limo	:07	Benjamin Maiyo
2004	Evans Rutto	1:28	Daniel Njenga
2003	Evans Rutto	1:57	Paul Koech
2002	Khalid Khannouchi	:20	Daniel Njenga
2001	Ben Kimondiu	:04	Paul Tergat
2000	Khalid Khannouchi	:28	Josephat Kiprono
1999	Khalid Khannouchi	:34	Moses Tanui
1998	Ondoro Osoro	:25	Khalid Khannouchi
1997	Khalid Khannouchi	1:09	Fred Kiprof
1996	Paul Evans	1:12	Jerry Lawson
1995	Eamonn Martin	:03	Carlos Bautista
1994	Luiz Antonio Dos Santos	:35	Ed Eyestone
1993	Luiz Antonio Dos Santos	1:25	Eddy Hellebuyck
1992	Jose Cesar Da Souza	1:16	Igor Braslawsky
1991	Josildo Rocha	:06	Roy Dooney
1990	Martin Pitayo	:0.3	Antoni Niemczak
1989	Paul Davis-Hale	1:54	Ravil Kashapov
1988	Alejandro Cruz	:23	yakov Tolstikov
1986	Toshihiko Seko	1:30	Ahmed Saleh
1985	Steve Jones	:55	Robleh Djama
1984	Steve Jones	1:01	Carlos Lopes
1983	Joseph Nzau	:0.5	Hugh Jones
1982	Greg Meyer	:11	Joseph Nzau
1981	Phillip Coppess	1:02	Tony Schockency
1980	Frank Richards	2:43	Chuck Smead
1979	Dan Cloeter	4:16	Mike Healer
1978	Mark Stanforth	4:53	Barney Kleecker
1977	Dan Cloeter	4:57**	Jim MacNider

\*Smallest margin of victory

\*\*Largest margin of victory

\*\*\*As a result of a doping violation, World Athletics announced that the 2009 result of Abderrahim Goumri has been annulled. The official results of the Bank of America Chicago Marathon reflect this change

## Open division - Women

<i>Year</i>	<i>Name</i>	<i>Winning margin</i>	<i>Runner-up</i>
2023	Sifan Hassan	1:53	Ruth Chepngetich
2022	Ruth Chepngetich	4:11	Emily Sisson
2021	Ruth Chepngetich	1:49	Emma Bates
2019	Brigid Kosgei	6:47	Ababel Yeshaneh
2018	Brigid Kosgei	2:32	Roza Dereje
2017	Tirunesh Dibaba	1:51	Brigid Kosgei
2016	Florence Kiplagat	1:56	Edna Kiplagat
2015	Florence Kiplagat	:10	Yebrgual Melese
2014	Mare Dibaba***	:20	Florence Kiplagat
2013	Rita Jeptoo	:51	Jemima Jelegat Sumgong
2012	Atsede Baysa	:01*	Rita Jeptoo
2011	Ejegayehu Dibaba***	2:29	Kayoko Fukushi
2010	Atsede Baysa***	2:40	Desiree Davila***
2009	Irina Mikitenko***	:25	Teyba Erkesso***
2008	Lidiya Grigoryeva	2:15	Alevtina Biktimirova
2007	Berhane Adere	:03	Adriana Pirtea
2006	Berhane Adere	:05	Galina Bogomolova
2005	Deena Kastor	:05	Constantina Dita
2004	Constantina Dita	:58	Nuta Olaru
2003	Svetlana Zakharova	:28	Constantina Dita
2002	Paula Radcliffe	2:08	Catherine Ndereba
2001	Catherine Ndereba	6:13	Elfenesh Alemu
2000	Catherine Ndereba	1:03	Lornah Kiplagat
1999	Joyce Chepchumba	:01*	Margaret Okayo
1998	Joyce Chepchumba	3:07	Colleen De Reuck
1997	Marian Sutton	2:28	Gitte Karlshoj
1996	Marian Sutton	:25	Kristy Johnston
1995	Ritva Lemettinen	2:57	Kim Jones
1994	Kristy Johnston	:23	Gitte Karlshoj
1993	Ritva Lemettinen	1:08	Linda Somers
1992	Linda Somers	1:57	Gail Hall
1991	Midde Hamrin-Senorski	2:00	Kirsi Rauta
1990	Aurora Cunha	2:17	Carole Rouillard
1989	Lisa Weidenbach	2:09	Carla Bourskens
1988	Lisa Weidenbach	:29	Emma Scaunich
1986	Ingrid Kristiansen	2:09	Maria Lelut
1985	Joan Benoit Samuelson	1:44	Ingrid Kristiansen
1984	Rosa Mota	1:39	Lisa Martin
1983	Rosa Mota	:24	Jacqueline Gareau
1982	Nancy Conz	1:17	Karen Dunn
1981	Tina Gandy	5:54	Charlene Groet
1980	Sue Peterson	4:40	Sue Henderson
1979	Laura Michalek	1:00	Lynae Larson
1978	Lynae Larson	13:55**	Karen Doopes
1977	Dorothy Doolittle	4:09	Marilyn Bevans

*\*Smallest margin of victory*

*\*\*Largest margin of victory*

*\*\*\*As a result of a doping violation, World Athletics announced in 2016 that the 2014 result of Rita Jeptoo has been annulled. In 2015, as a result of a doping violation, the IAAF announced that the 2009-2012 results of Liliya Shobukhova have been annulled. As a result of doping violations, the IAAF also announced that the 2009 result of Lidiya Grigoryeva, the 2010, 2012 and 2013 results of Maria Konovalova and the 2013 result of Aleksandra Duliba have been annulled. The official results of the Bank of America Chicago Marathon reflect this change*

### **Wheelchair division - Men**

<i>Year</i>	<i>Name</i>	<i>Winning margin</i>	<i>Runner-up</i>
2023	Marcel Hug	8:57	Daniel Romanchuk
2022	Marcel Hug	7:51	Daniel Romanchuk
2021	Daniel Romanchuk	:01	Marcel Hug
2019	Daniel Romanchuk	3:05	David Weir
2018	Daniel Romanchuk	:01	Marcel Hug
2017	Marcel Hug	1:01	Kurt Fearnley
2016	Marcel Hug	:01	Kurt Fearnley
2015	Kurt Fearnley	:02	Marcel Hug
2014	Joshua George	:01	Kurt Fearnley
2013	Ernst Van Dyk	:01	Kurt Fearnley
2012	Josh Cassidy	1:15	Adam Bleakney
2011	Kurt Fearnley	:05	Heinz Frei
2010	Heinz Frei	1:05	Masazumi Soejima
2009	Kurt Fearnley	1:49	Masazumi Soejima
2008	Kurt Fearnley	2:14	Masazumi Soejima
2007	Kurt Fearnley	:01	Krige Schabort
2006	Joshua George	:01	Saul Mendoza
2005	Krige Schabort	:54	Scot Hollonbeck
2004	Joshua George	3:48	Adam Bleakney
2003	Joshua George	18:37	Joseph Miller
2002	Adam Bleakney	:02	Tony Iniguez
2001	Tony Iniguez	9:46	Mathieu Blanchette
2000	Tony Iniguez	:03	Michel Filteau
1999	Saul Mendoza	6:39	Tony Iniguez
1998	Franz Nietlispach	:01	Saul Mendoza
1997	Saul Mendoza	6:23	Miguel Such
1996	Jacob Heilveil	:04	Tony Iniguez
1995	James Briggs	:00*	Scot Hollonbeck
1994	James Briggs	:01	Scot Hollonbeck
1993	James Briggs	1:40	Tony Iniguez
1992	Vern Achenbach	7:47	Tony Iniguez
1991	Philippe Couprie	5:45	James Briggs
1990	Jim Knaub	3:43	Jim Green
1989	Only one man competed in the Wheelchair Division		
1986	Bart Bardwell	6:40	Tony Possehl
1985	Robert Fitch	12:41	Alberto Alcocer
1984	Robert Fitch	24:14**	Howard Cohen

*\*Smallest margin of victory*

*\*\*Largest margin of victory*

## Wheelchair division - Women

<i>Year</i>	<i>Name</i>	<i>Winning margin</i>	<i>Runner-up</i>
2023	Catherine Debrunner	:02	Susannah Scaroni
2022	Susannah Scaroni	3:58	Tatyana McFadden
2021	Tatyana McFadden	1:17	Yen Hoang
2019	Manuela Schär	4:14	Tatyana McFadden
2018	Manuela Schär	1:38	Madison de Rozario
2017	Tatyana McFadden	:00*	Amanda McGrory
2016	Tatyana McFadden	:01	Manuela Schär
2015	Tatyana McFadden	:46	Manuela Schär
2014	Tatyana McFadden	:22	Manuela Schär
2013	Tatyana McFadden	:02	Manuela Schär
2012	Tatyana McFadden	6:38	Susannah Scaroni
2011	Tatyana McFadden	2:01	Christine Dawes
2010	Amanda McGrory	:02	Wakako Tsuchida
2009	Tatyana McFadden	:02	Diane Roy
2008	Amanda McGrory	:22	Cheri Blauwet
2007	Amanda McGrory	15:56	Jessica Galli
2006	Only one woman competed in the Wheelchair Division		
2005	Miriam Ladner	3:29	Jessica Galli
2004	Only one woman competed in the Wheelchair Division		
2003	Christina Ripp	1:13	Miriam Nibley
2002	Tricia Downing	34:31**	Holly Koester
2001	Christina Ripp	1:37	Stephanie Wheeler
2000	No women competed in the Wheelchair Division		
1999	Miriam Nibley	1:05	Teresa Brandenburg
1998	Candace Cable	1:59	Colette Bourgonje
1997	Candace Cable	1:20	Julia Wallace
1996	Ann Walters	13:12	Candace Cable
1995	Ann Walters	:47	Candace Cable
1994	Ann Walters	:00	Ruth Nunez
1993	Ann Walters	2:01	Carol Hetherington
1992	Only one woman competed in the Wheelchair Division		
1991	Ann Walters	2:55	Carol Hetherington
1990	Ann Cody Morris	:00	Jean Driscoll
1989	Only one woman competed in the Wheelchair Division		
1986	Only one woman competed in the Wheelchair Division		
1985	Only one woman competed in the Wheelchair Division		
1984	Only one woman competed in the Wheelchair Division		

*\*Smallest margin of victory*

*\*\*Largest margin of victory*

## TOP 20 PERFORMANCES IN CHICAGO

### Open division - Men

#	Name	Time	Place	Date
1	Kelvin Kiptum (KEN)	2:00:35	1	Oct. 8, 2023
2	Dennis Kimetto (KEN)	2:03:45	1	Oct. 13, 2013
3	Emmanuel Mutai (KEN)	2:03:52	2	Oct. 13, 2013
4	Benson Kipruto (KEN)	2:04:02	2	Oct. 8, 2023
5	Eliud Kipchoge (KEN)	2:04:11	1	Oct. 12, 2014
6	Benson Kipruto (KEN)	2:04:24	1	Oct. 9, 2022
7	Sammy Kitwara (KEN)	2:04:28	2	Oct. 12, 2014
8	Bashir Abdi (BEL)	2:04:32	3	Oct. 8, 2023
9	Dickson Chumba (KEN)	2:04:32	3	Oct. 12, 2014
10	Tsegaye Kebede (ETH)	2:04:38	1	Oct. 7, 2012
11	Seifu Tura (ETH)	2:04:48	2	Oct. 9, 2022
12	Feyisa Lilesa (ETH)	2:04:52	2	Oct. 7, 2012
13	John Korir (KEN)	2:05:01	3	Oct. 9, 2022
14	John Korir (KEN)	2:05:09	4	Oct. 8, 2023
15	Mo Farah (GBR)	2:05:11	1	Oct. 7, 2018
16	Sammy Kitwara (KEN)	2:05:16	3	Oct. 13, 2013
17	Mosinet Geremew (ETH)	2:05:24	2	Oct. 7, 2018
18	Tilahun Regassa (ETH)	2:05:27	3	Oct. 7, 2012
19	Moses Mosop (KEN)	2:05:37	1	Oct. 9, 2011
20	Seifu Tura (ETH)	2:05:29	5	Oct. 8, 2023

### Open division - Women

#	Name	Time	Place	Date
1	Sifan Hassan (NED)	2:13:44	1	Oct. 8, 2023
2	Brigid Kosgei (KEN)	2:14:04	1	Oct. 13, 2019
3	Ruth Chepngetich (KEN)	2:14:18	1	Oct. 9, 2022
4	Ruth Chepngetich (KEN)	2:15:37	2	Oct. 8, 2023
5	Megertu Alemu (ETH)	2:17:09	3	Oct. 8, 2023
6	Paula Radcliffe (GBR)	2:17:18	1	Oct. 13, 2002
7	Joyciline Jepkosgei (KEN)	2:17:23	4	Oct. 8, 2023
8	Emily Sisson (USA)	2:18:29	2	Oct. 9, 2022
9	Tirunesh Dibaba (ETH)	2:18:31	1	Oct. 8, 2017
10	Brigid Kosgei (KEN)	2:18:35	1	Oct. 7, 2018
11	Catherine Ndereba (KEN)	2:18:47	1	Oct. 7, 2001
12	Catherine Ndereba (KEN)	2:19:26	2	Oct. 13, 2002
13	Rita Jeptoo (KEN)	2:19:57	1	Oct. 13, 2013
14	Tadu Nare Teshome (ETH)	2:20:04	5	Oct. 8, 2023
15	Brigid Kosgei (KEN)	2:20:22	2	Oct. 8, 2017
16	Berhane Adere (ETH)	2:20:42	1	Oct. 22, 2006
17	Galina Bogomolova (RUS)	2:20:47	2	Oct. 22, 2006
18	Jemima Jelegat Sumgong (KEN)	2:20:48	2	Oct. 13, 2013
19	Ababel Yeshaneh (ETH)	2:20:51	2	Oct. 13, 2019
20	Vivian Kiplagat (KEN)	2:20:52	3	Oct. 9, 2022

### Wheelchair division - Men

#	Name	Time	Place	Date
1	Marcel Hug (SUI)	1:22:37	1	Oct. 8, 2023
2	Marcel Hug (SUI)	1:25:20	1	Oct. 9, 2022
3	Heinz Frei (SUI)	1:26:56	1	Oct. 10, 2010
4	Masazumi Soejima (JPN)	1:28:01	2	Oct. 10, 2010
5	Kurt Fearnley (AUS)	1:28:06	1	Oct. 7, 2007
6	Krige Schabort (RSA)	1:28:07	2	Oct. 7, 2007
7	Rafael Botello Jimenez (ESP)	1:28:46	3	Oct. 10, 2010
8	Daniel Romanchuk (USA)	1:29:07	1	Oct. 10, 2021
9	Marcel Hug (SUI)	1:29:08	2	Oct. 10, 2021
10	Kurt Fearnley (AUS)	1:29:09	1	Oct. 11, 2009
11	Kurt Fearnley (AUS)	1:29:18	1	Oct. 9, 2011
12	Marcel Hug (SUI)	1:29:23	1	Oct. 8, 2017
13	Heinz Frei (SUI)	1:29:23	2	Oct. 9, 2011
14	Joshua George (USA)	1:29:23	3	Oct. 9, 2011
15	Aaron Pike (USA)	1:29:28	3	Oct. 10, 2021
16	Johnboy Smith (GBR)	1:29:37	4	Oct. 10, 2021
17	Krige Schabort (RSA)	1:29:40	1	Oct. 9, 2005
18	Adam Bleakney (USA)	1:29:58	5	Oct. 9, 2011
19	Kurt Fearnley (AUS)	1:30:16	1	Oct. 12, 2008
20	Kurt Fearnley (AUS)	1:30:24	2	Oct. 8, 2017

### Wheelchair division - Women

#	Name	Time	Place	Date
1	Catherine Debrunner (SUI)	1:38:44	1	Oct. 8, 2023
2	Susannah Scaroni (USA)	1:38:46	2	Oct. 8, 2023
3	Tatyana McFadden (USA)	1:39:15	1	Oct. 8, 2017
4	Amanda McGrory (USA)	1:39:15	2	Oct. 8, 2017
5	Manuela Schär (SUI)	1:39:17	3	Oct. 8, 2017
6	Madison de Rozario (AUS)	1:39:22	4	Oct. 8, 2017
7	Manuela Schär (SUI)	1:41:08	1	Oct. 13, 2019
8	Tatyana McFadden (USA)	1:41:10	1	Oct. 11, 2015
9	Tatyana McFadden (USA)	1:41:17	3	Oct. 8, 2023
10	Manuela Schär (SUI)	1:41:19	4	Oct. 8, 2023
11	Aline Rocha (BRA)	1:41:24	5	Oct. 8, 2023
12	Manuela Schär (SUI)	1:41:38	1	Oct. 7, 2018
13	Manuela Schär (SUI)	1:41:56	2	Oct. 11, 2015
14	Tatyana McFadden (USA)	1:42:28	1	Oct. 9, 2016
15	Manuela Schär (SUI)	1:42:29	2	Oct. 9, 2016
16	Tatyana McFadden (USA)	1:42:35	1	Oct. 13, 2013
17	Manuela Schär (SUI)	1:42:37	2	Oct. 13, 2013
18	Amanda McGrory (USA)	1:42:55	3	Oct. 13, 2013
19	Madison de Rozario (AUS)	1:43:16	2	Oct. 7, 2018
20	Sammi Kinghorn (GBR)	1:43:52	5	Oct. 8, 2017

## TOP 10 AMERICAN PERFORMANCES IN CHICAGO

### Open division - Men

#	Name	Time	Place	Date
1.	Khalid Khannouchi	2:05:56	1	Oct. 13, 2002
2.	Galen Rupp	2:06:21	5	Oct. 7, 2018
3.	Galen Rupp	2:06:35	2	Oct. 10, 2021
4.	Khalid Khannouchi	2:07:01	1	Oct. 22, 2000
5.	Dathan Ritzenhein	2:07:47	9	Oct. 7, 2012
6.	Connor Mantz	2:07:47	6	Oct. 8, 2023
7.	Clayton Young	2:08:00	7	Oct. 8, 2023
8.	Ryan Hall	2:08:04	5	Oct. 9, 2011
9.	Connor Mantz	2:08:16	7	Oct. 9, 2022
10.	Khalid Khannouchi.	2:08:44	5	Oct. 10, 2004

### Open division - Women

#	Name	Time	Place	Date
1	Emily Sisson	2:18:29	2	Oct. 9, 2022
2.	Jordan Hasay	2:20:57	2	Oct. 8, 2017
3.	Joan Benoit Samuelson	2:21:21	1	Oct. 20, 1985
4.	Deena Kastor	2:21:25	1	Oct. 9, 2005
5.	Emily Sisson	2:22:09	7	Oct. 8, 2023
6.	Molly Seidel	2:23:07	8	Oct. 8, 2023
7.	Sara Vaughn	2:23:24	10	Oct. 8, 2023
8	Emma Bates	2:24:20	2	Oct. 10, 2021
9	Gabriella Rooker	2:24:35	1	Oct. 8, 2023
10	Dakotah Lindwurm	2:24:40	2	Oct. 8, 2023

### Wheelchair division - Men

#	Name	Time	Place	Date
1	Daniel Romanchuk	1:29:07	1	Oct. 10, 2021
2	Joshua George	1:29:23	3	Oct. 9, 2011
3	Aaron Pike	1:29:28	3	Oct. 10, 2021
4	Adam Bleakney	1:29:58	5	Oct. 9, 2011
5	Daniel Romanchuk	1:30:26	1	Oct. 13, 2019
6	Scot Hollonbeck	1:30:34	2	Oct. 9, 2005
7	Joshua George	1:30:38	3	Oct. 13, 2013
8	Josh George	1:30:48	3	Oct. 11, 2015
9	Daniel Romanchuk	1:31:34	1	Oct. 7, 2018
10	Daniel Romanchuk	1:31:34	1	Oct. 8, 2023

### Wheelchair division - Women

#	Name	Time	Place	Date
1	Susannah Scaroni	1:38:45	2	Oct. 8, 2023
2	Tatyana McFadden	1:39:15	1	Oct. 8, 2017
3	Amanda McGrory	1:39:15	2	Oct. 8, 2017
4	Tatyana McFadden	1:41:10	1	Oct. 11, 2015
5	Tatyana McFadden	1:41:17	3	Oct. 8, 2023
6	Tatyana McFadden	1:42:28	1	Oct. 9, 2016
7	Tatyana McFadden	1:42:35	1	Oct. 13, 2013
8	Amanda McGrory	1:42:55	3	Oct. 13, 2013
9	Ann Walters	1:44:29	1	Oct. 25, 1992
10	Susannah Scaroni	1:44:48	3	Oct. 7, 2018

## TOP 10 NON-AMERICAN PERFORMANCES IN CHICAGO

### Open division - Men

#	Name	Time	Place	Date
1	Kelvin Kiptum (KEN)	2:00:35	1	Oct. 8, 2023
2	Dennis Kimetto (KEN)	2:03:45	1	Oct. 13, 2013
3	Emmanuel Mutai (KEN)	2:03:52	2	Oct. 13, 2013
4	Benson Kipruto (KEN)	2:04:02	2	Oct. 8, 2023
5	Eliud Kipchoge (KEN)	2:04:11	1	Oct. 12, 2014
6	Benson Kipruto (KEN)	2:04:24	1	Oct. 9, 2022
7	Sammy Kitwara (KEN)	2:04:28	2	Oct. 12, 2014
8	Bashir Abdi (BEL)	2:04:32	3	Oct. 8, 2023
9	Dickson Chumba (KEN)	2:04:32	3	Oct. 12, 2014
10	Tsegaye Kebede (ETH)	2:04:38	1	Oct. 7, 2012

### Open division - Women

#	Name	Time	Place	Date
1	Sifan Hassan (NED)	2:13:44	1	Oct. 8, 2023
2	Brigid Kosgei (KEN)	2:14:04	1	Oct. 13, 2019
3	Ruth Chepngetich (KEN)	2:14:18	1	Oct. 9, 2022
4	Ruth Chepngetich (KEN)	2:15:37	2	Oct. 8, 2023
5	Megertu Alemu (ETH)	2:17:09	3	Oct. 8, 2023
6	Paula Radcliffe (GBR)	2:17:18	1	Oct. 13, 2002
7	Joyciline Jepkosgei (KEN)	2:17:23	4	Oct. 8, 2023
8	Emily Sisson (USA)	2:18:29	2	Oct. 9, 2022
9	Tirunesh Dibaba (ETH)	2:18:31	1	Oct. 8, 2017
10	Brigid Kosgei (KEN)	2:18:35	1	Oct. 7, 2018

### Wheelchair division - Men

#	Name	Time	Place	Date
1	Marcel Hug (SUI)	1:22:37	1	Oct. 8, 2023
2	Marcel Hug (SUI)	1:25:20	1	Oct. 9, 2022
3	Heinz Frei (SUI)	1:26:56	1	Oct. 10, 2010
4	Masazumi Soejima (JPN)	1:28:01	2	Oct. 10, 2010
5	Kurt Fearnley (AUS)	1:28:06	1	Oct. 7, 2007
6	Krige Schabert (RSA)	1:28:07	2	Oct. 7, 2007
7	Rafael Botello Jimenez (ESP)	1:28:46	3	Oct. 10, 2010
8	Marcel Hug (SUI)	1:29:08	2	Oct. 10, 2021
9	Kurt Fearnley (AUS)	1:29:09	1	Oct. 11, 2009
10	Kurt Fearnley (AUS)	1:29:18	1	Oct. 9, 2011

### Wheelchair division - Women

#	Name	Time	Place	Date
1	Catherine Debrunner (SUI)	1:38:44	1	Oct. 8, 2023
2	Manuela Schär (SUI)	1:39:17	3	Oct. 8, 2017
3	Madison de Rozario (AUS)	1:39:22	4	Oct. 8, 2017
4	Manuela Schär (SUI)	1:41:08	1	Oct. 13, 2019
5	Manuela Schär (SUI)	1:41:19	4	Oct. 8, 2023
6	Aline Rocha (BRA)	1:41:24	5	Oct. 8, 2023
7	Manuela Schär (SUI)	1:41:38	1	Oct. 7, 2018
8	Manuela Schär (SUI)	1:41:56	2	Oct. 11, 2015
9	Manuela Schär (SUI)	1:42:29	2	Oct. 9, 2016
10	Manuela Schär (SUI)	1:42:37	2	Oct. 13, 2013



## TOP OPEN DIVISION FINISHERS (1977-2023)\*

### 2023 Men

#	Name	Age	Country	Time
1	Kelvin Kiptum	23	KEN	2:00:35 WR
2	Benson Kipruto	32	KEN	2:04:02
3	Bashir Abdi	34	BEL	2:04:32
4	John Korir	26	KEN	2:05:09
5	Seifu Tura	26	ETH	2:05:29
6	Conner Mantz	26	USA	2:07:47
7	Clayton Young	30	USA	2:08:00
8	Galen Rupp	37	USA	2:08:48
9	Sam Chelanga	38	USA	2:08:50
10	Takashi Ichida	31	JPN	2:08:57

### 2023 Women

#	Name	Age	Country	Time
1	Sifan Hassan	30	NED	2:13:44
2	Ruth Chepngetich	29	KEN	2:15:37
3	Megertu Alemu	25	ETH	2:17:09
4	Joyciline Jepkosgei	29	KEN	2:17:23
5	Tadu Teshome Nare	22	ETH	2:20:04
6	Genzebe Dibaba	32	ETH	2:21:47
7	Emily Sisson	31	USA	2:22:09
8	Molly Seidel	29	USA	2:23:07
9	Rose Harvey	31	GBR	2:23:21
10	Sara Vaughn	37	USA	2:23:24

### 2022 Men

#	Name	Age	Country	Time
1	Benson Kipruto	31	KEN	2:04:24
2	Seifu Tura	25	ETH	2:04:49
3	John Korir	25	KEN	2:05:01
4	Bernard Koech	34	KEN	2:07:15
5	Shifera Tamru	24	ETH	2:07:53
6	Kyohei Hosoya	27	JPN	2:08:05
7	Conner Mantz	25	USA	2:08:16
8	Hamza Sahli	29	MAR	2:08:22
9	Eric Kiptanui	32	NED	2:08:26
10	Dong Guojian	35	CHN	2:08:53

### 2022 Women

#	Name	Age	Country	Time
1	Ruth Chepngetich	28	KEN	2:14:18
2	Emily Sisson	30	USA	2:18:29
3	Vivian Kiplagat	30	KEN	2:20:52
4	Ruti Aga	28	ETH	2:21:41
5	Waganesh Mekasha	30	ETH	2:23:41
6	Susanna Sullivan	32	USA	2:25:14
7	Sara Vaughn	36	USA	2:26:23
8	Maggie Montoya	27	USA	2:28:07
9	Sarah Inglis	31	GBR	2:29:37
10	Makena Morley	26	USA	2:30:28

## 2021 Men

#	Name	Age	Country	Time
1	Seifu Tura	24	ETH	2:06:12
2	Galen Rupp	35	USA	2:06:35
3	Eric Kiptanui	31	KEN	2:06:51
4	Kengo Suzuki	26	JPN	2:08:50
5	Shifera Tamru	23	ETH	2:09:39
6	Colin Mickow	31	USA	2:13:31
7	Nico Montanez	28	USA	2:13:55
8	Reuben Kipyego	25	KEN	2:14:24
9	Reed Fischer	26	USA	2:14:41
10	Wilkerson Given	30	USA	2:14:55

## 2021 Women

#	Name	Age	Country	Time
1	Ruth Chepngetich	27	KEN	2:22:31
2	Emma Bates	29	USA	2:24:40
3	Sara Hall	38	USA	2:27:19
4	Keira D'Amato	36	USA	2:28:22
5	Vivian Kiplagat	29	KEN	2:29:14
6	Maegan Krifchin	33	USA	2:30:17
7	Carrie Verdon	27	USA	2:31:51
8	Sarah Pagano	30	USA	2:33:11
9	Meseret Belete	22	ETH	2:33:14
10	Lindsay Flanagan	30	USA	2:33:20

## 2020

*The 2020 Bank of America Chicago Marathon was run as a virtual event following the decision to cancel the event in response to COVID-19.*

## 2019 Men

#	Name	Age	Country	Time
1	Lawrence Cherono	31	KEN	2:05:45
2	Dejene Debela	24	ETH	2:05:46
3	Asefa Mengstu	31	ETH	2:05:48
4	Bedan Karoki	29	KEN	2:05:53
5	Bashir Abdi	30	BEL	2:06:14
6	Seifu Tura	22	ETH	2:08:35
7	Dickson Chumba	32	KEN	2:09:11
8	Mo Farah	36	GBR	2:09:58
9	Jacob Riley	30	USA	2:10:36
10	Jerrell Mock	24	USA	2:10:37

## 2019 Women

#	Name	Age	Country	Time
1	Brigid Kosgei	25	KEN	2:14:04 WR
2	Ababel Yeshaneh	28	ETH	2:20:51
3	Gelete Burka	33	ETH	2:20:55
4	Emma Bates	27	USA	2:25:27
5	Fionnuala McCormack	35	IRL	2:26:47
6	Stephanie Bruce	35	USA	2:27:47
7	Lindsay Flanagan	28	USA	2:28:08
8	Laura Thweatt	30	USA	2:29:06
9	Lisa Weightman	40	AUS	2:29:45
10	Taylor Ward	29	USA	2:30:14

## 2018 Men

#	Name	Age	Country	Time
1	Mo Farah	35	GBR	2:05:11
2	Mosinet Geremew	26	ETH	2:05:24
3	Suguru Osako	27	JPN	2:05:50
4	Kenneth Kipkemoi	34	KEN	2:05:57
5	Galen Rupp	32	USA	2:06:21
6	Geoffrey Kirui	25	KEN	2:06:45
7	Abel Kirui	36	KEN	2:07:52
8	Taku Fujimoto	29	JPN	2:07:57
9	Bedan Karoki	28	KEN	2:07:59
10	Birhanu Legese	24	ETH	2:08:41

## 2018 Women

#	Name	Age	Country	Time
1	Brigid Kosgei	24	KEN	2:18:35
2	Roza Dereje	21	ETH	2:21:18
3	Shure Demise	22	ETH	2:22:15
4	Florence Kiplagat	31	KEN	2:26:08
5	Veronicah Nyaruai	28	KEN	2:31:34
6	Sarah Crouch	29	USA	2:32:37
7	Taylor Ward	28	USA	2:32:42
8	Kate Landau	42	USA	2:33:24
9	Melanie Myrand	33	CAN	2:34:08
10	Marci Klimek	31	USA	2:34:53

## 2017 Men

#	Name	Age	Country	Time
1	Galen Rupp	31	USA	2:09:20
2	Abel Kirui	35	KEN	2:09:48
3	Bernard Kipyego	31	KEN	2:10:23
4	Sisay Lemma	26	ETH	2:11:01
5	Stephen Sambu	29	KEN	2:11:07
6	Kohei Matsumura	30	JPN	2:11:46
7	Ezekiel Chebii	26	KEN	2:12:12
8	Zersenay Tadese	35	ERI	2:12:19
9	Chris Derrick	26	USA	2:12:50
10	Michael Shelley	33	AUS	2:12:52

## 2017 Women

#	Name	Age	Country	Time
1	Tirunesh Dibaba	32	ETH	2:18:31
2	Brigid Kosgei	23	KEN	2:20:22
3	Jordan Hasay	26	USA	2:20:57
4	Madai Perez	37	MEX	2:24:44
5	Valentine Kipketer	24	KEN	2:28:05
6	Lisa Weightman	38	AUS	2:28:45
7	Maegan Krifchin	29	USA	2:33:46
8	Alia Gray	28	USA	2:34:25
9	Taylor Ward	27	USA	2:35:27
10	Becky Wade	28	USA	2:35:46

## 2016 Men

#	Name	Age	Country	Time
1	Abel Kirui	34	KEN	2:11:23
2	Dickson Chumba	29	KEN	2:11:26
3	Gideon Kipketer	23	KEN	2:12:20
4	Paul Lonyangata	24	KEN	2:13:17
5	Stephen Sambu	28	KEN	2:13:35
6	Abayneh Abele	28	ETH	2:13:52
7	Takuya Fukatsu	28	JPN	2:13:53
8	Diego Estrada	26	USA	2:13:56
9	Koji Gokaya	28	JPN	2:14:34
10	Elkanah Kibet	30	USA	2:16:37

## 2016 Women

#	Name	Age	Country	Time
1	Florence Kiplagat	29	KEN	2:21:32
2	Edna Kiplagat	36	KEN	2:23:28
3	Valentine Kipketer	23	KEN	2:23:41
4	Purity Rionoripo	23	KEN	2:24:47
5	Yebrgual Melese	26	ETH	2:24:49
6	Atsede Baysa	29	ETH	2:28:53
7	Serena Burla	34	USA	2:30:40
8	Agnieszka Mierzejewska	30	POL	2:32:13
9	Sarah Crouch	27	USA	2:33:48
10	Alia Gray	27	USA	2:34:00

## 2015 Men

#	Name	Age	Country	Time
1	Dickson Chumba	28	KEN	2:09:25
2	Sammy Kitwara	28	KEN	2:09:50
3	Sammy Ndungu	27	KEN	2:10:06
4	Girmay Birhanu Gebre	27	ETH	2:10:07
5	Luke Puskedra	25	USA	2:10:24
6	Wesley Korir	32	KEN	2:10:39
7	Elkanah Kibet	29	USA	2:11:31
8	Lucas Rotich	25	KEN	2:13:39
9	Abera Kuma	25	ETH	2:13:44
10	Fernando Cabada	33	USA	2:15:36

## 2015 Women

#	Name	Age	Country	Time
1	Florence Kiplagat	28	KEN	2:23:33
2	Yebrgual Melese	25	ETH	2:23:43
3	Birhane Dibaba	22	ETH	2:24:24
4	Kayoko Fukushi	33	JPN	2:24:25
5	Mulu Seboka	31	ETH	2:24:40
6	Meskerem Assefa	30	ETH	2:25:11
7	Deena Kastor	42	USA	2:27:47
8	Diane Nukuri	30	BDI	2:29:13
9	Jessica Draskau Petersson	38	DEN	2:30:07
10	Sara Hall	32	USA	2:31:14

## 2014 Men

#	Name	Age	Country	Time
1	Eliud Kipchoge	29	KEN	2:04:11
2	Sammy Kitwara	27	KEN	2:04:28
3	Dickson Chumba	27	KEN	2:04:32
4	Kenenisa Bekele	32	ETH	2:05:51
5	Bernard Koech	26	KEN	2:08:30
6	Ghirmay Ghebreslassie	18	ERI	2:09:08
7	Lani Rutto	25	KEN	2:10:42
8	Wesley Korir	31	KEN	2:11:09
9	Bobby Curtis	29	USA	2:11:20
10	Koji Kobayashi	25	JPN	2:11:43

## 2014 Women\*\*

#	Name	Age	Country	Time
1	Mare Dibaba	24	ETH	2:25:37
2	Florence Kiplagat	27	KEN	2:25:57
3	Birhane Dibaba	21	ETH	2:27:02
4	Amy Hastings	30	USA	2:27:03
5	Clara Santucci	27	USA	2:32:21
6	Sarah Crouch	25	USA	2:32:44
7	Gelete Burka	28	ETH	2:34:17
8	Melissa White	33	USA	2:34:19
9	Lauren Jimison	24	USA	2:34:38
10	Sarah Cummings	25	USA	2:34:47

## 2013 Men

#	Name	Age	Country	Time
1	Dennis Kimetto	29	KEN	2:03:45
2	Emmanuel Mutai	29	KEN	2:03:52
3	Sammy Kitwara	26	KEN	2:05:16
4	Micah Kogo	27	KEN	2:06:56
5	Dathan Ritzenhein	30	USA	2:09:45
6	Ayele Abshero	22	ETH	2:10:10
7	Hiroaki Sano	29	JPN	2:10:29
8	Moses Mosop	28	KEN	2:11:19
9	Yoshinori Oda	32	JPN	2:11:29
10	Matt Tegenkamp	31	USA	2:12:28

**2013 Women\*\***

#	Name	Age	Country	Time
1	Rita Jeptoo	32	KEN	2:19:57
2	Jemima Sumgong	28	KEN	2:20:48
3	Atsede Baysa	26	ETH	2:26:42
4	Ehitu Kiros Reda	25	ETH	2:27:42
5	Yukiko Akaba	33	JPN	2:27:49
6	Abebech Afework	22	ETH	2:28:38
7	Clara Santucci	26	USA	2:31:39
8	Melissa White	32	USA	2:32:37
9	Laurie Knowles	36	USA	2:36:29
10	Stephanie Pezullo	31	USA	2:38:03

**2012 Men**

#	Name	Age	Country	Time
1.	Tsegaye Kebede	25	ETH	2:04:38
2.	Feyisa Lilesa	22	ETH	2:04:52
3.	Tilahun Regassa	22	ETH	2:05:27
4.	Sammy Kitwara	25	KEN	2:05:54
5.	Wesley Korir	29	KEN	2:06:13
6.	Bernard Kipyego	26	KEN	2:06:40
7.	Samuel Ndungu	24	KEN	2:07:26
8.	Dadi Yami	30	ETH	2:07:43
9.	Dathan Ritzenhein	29	USA	2:07:47
10.	Shami Dawit	28	ETH	2:08:39

**2012 Women\*\***

#	Name	Age	Country	Time
1	Atsede Baysa	25	ETH	2:22:03
2	Rita Jeptoo	31	KEN	2:22:04
3	Lucy Kabuu	28	KEN	2:22:41
4	Caroline Rotich	28	KEN	2:23:22
5	Fatuma Sado	20	ETH	2:26:09
6	Renee Baillie	30	USA	2:27:17
7	Dot McMahan	35	USA	2:32:11
8	Stephanie Pezzullo	30	USA	2:32:42
9	Laura Portis	25	USA	2:37:18
10	Addie Bracy	26	USA	2:41:29

**2011 Men**

#	Name	Age	Country	Time
1	Moses Mosop	26	KEN	2:05:37
2	Wesley Korir	28	KEN	2:06:15
3	Bernard Kipyego	25	KEN	2:06:29
4	Bekana Daba	23	ETH	2:07:59
5	Ryan Hall	28	USA	2:08:04
6	Evans Cheruiyot	29	KEN	2:10:29
7	Kouji Gokaya	23	JPN	2:12:15
8	Hironori Arai	32	JPN	2:13:17
9	Takashi Horiguchi	32	JPN	2:14:48
10	Masaki Shimoju	27	JPN	2:17:49

## 2011 Women\*\*

#	Name	Age	Country	Time
1	Ejegayehu Dibaba	29	ETH	2:22:09
2	Kayoko Fukushi	29	JPN	2:24:38
3	Belainesh Gebre	23	ETH	2:26:17
4	Christelle Daunay	37	FRA	2:26:41
5	Claire Hallissey	28	GBR	2:29:27
6	Yue Chao	20	CHN	2:32:57
7	Askale Tafa	27	ETH	2:33:35
8	Cruz Nonata da Silva	37	BRA	2:35:35
9	Jeannette Faber	29	USA	2:36:58
10	Maria De Los Angeles Peralta	33	ARG	2:38:51

## 2010 Men

#	Name	Age	Country	Time
1	Sammy Wanjiru	23	KEN	2:06:24
2	Tsegaye Kebede	23	ETH	2:06:43
3	Feyisa Lilesa	20	ETH	2:08:10
4	Wesley Korir	27	KEN	2:08:44
5	Vincent Kipruto	23	KEN	2:09:08
6	Robert Kiprono Cheruiyot	22	KEN	2:09:28
7	Laban Moiben	26	KEN	2:10:48
8	Jason Hartmann	29	USA	2:11:06
9	Ridouane Harroufi	29	MAR	2:13:01
10	Mike Sayenko	26	USA	2:14:27

## 2010 Women\*\*

#	Name	Age	Country	Time
1	Astede Baysa	23	ETH	2:23:40
2	Desiree Davila	27	USA	2:26:20
3	Irina Mikitenko	38	GER	2:26:40
4	Mamitu Daska	26	ETH	2:28:29
5	Magdalena Lewy-Boulet	37	USA	2:28:44
6	Kaori Yoshida	29	JPN	2:29:45
7	Jia Chaofeng	21	CHN	2:30:35
8	Tera Moody	29	USA	2:30:53
9	Fiona Docherty	35	NZL	2:32:17
10	Askale Tafa Magarsa	26	ETH	2:32:24

## 2009 Men\*\*

#	Name	Age	Country	Time
1	Sammy Wanjiru	22	KEN	2:05:41
2	Vincent Kipruto	22	KEN	2:06:08
3	Charles Munyeki	23	KEN	2:07:06
4	Richard Limo	28	KEN	2:08:43
5	Wesley Korir	26	KEN	2:10:38
6	Isaac Macharia	30	KEN	2:11:09
7	Sergio Reyes	27	USA	2:15:30
9	Tadese Tola	30	ETH	2:15:48
9	Patrick Rizzo	26	USA	2:15:48
10	Benjamin Maiyo	31	ETH	2:16:38

**2009 Women\*\***

#	Name	Age	Country	Time
1	Irina Mikitenko	37	GER	2:26:31
2	Teyba Erkesso	26	ETH	2:26:56
3	Berhane Adere	36	ETH	2:28:38
4	Deena Kastor	36	USA	2:28:50
5	Mizuho Nasukawa	29	JPN	2:29:22
6	Melissa White	27	USA	2:32:55
7	Tera Moody	28	USA	2:32:59
8	Adriana Pirtea	29	ROU	2:34:07
9	Elfenesh Alemu	34	ETH	2:35:36
10	Carol Jefferson	24	USA	2:41:15

**2008 Men**

#	Name	Age	Country	Time
1	Evans Cheruiyot	26	KEN	2:06:25
2	David Mandago.	30	KEN	2:07:37
3	Timothy Cherigat	31	KEN	2:11:39
4	Wesley Korir	25	KEN	2:13:53
5	Martin Lauret	36	NED	2:15:10
6	Emmanuel Mutai	25	KEN	2:15:36
7	Mike Reneau	30	USA	2:16:20
8	William Kipsang	31	KEN	2:16:41
9	Daniel Njenga	32	KEN	2:17:33
10	Richard Limo	27	KEN	2:18:48

**2008 Women**

#	Name	Age	Country	Time
1	Lidiya Grigoryeva	34	RUS	2:27:17
2	Alevtina Biktimirova	26	RUS	2:29:32
3	Kiyoko Shimahara	32	JPN	2:30:19
4	Constantina Tomescu-Dita	38	ROU	2:30:57
5	Desiree Davila	25	USA	2:31:33
6	Colleen De Reuck	44	USA	2:32:25
7	Bezunesh Bekele	25	ETH	2:32:41
8	Paige Higgins	26	USA	2:33:06
9	Kate O'Neill	28	USA	2:34:04
10	Berhane Adere	34	ETH	2:34:16

**2007 Men**

#	Name	Age	Country	Time
1	Patrick Ivuti	29	KEN	2:11:11.00
2	Jaouad Gharib	35	MAR	2:11:11.05
3	Daniel Njenga	31	KEN	2:12:45
4	Robert Kipkoech Cheruiyot	29	KEN	2:16:13
5	Ben Maiyo	29	KEN	2:16:59
6	Christopher Cheboiboch	30	KEN	2:17:17
7	Bong-Ju Lee	36	KOR	2:17:29
8	Michael Cox	31	USA	2:21:42
9	Jason Flogel	24	USA	2:26:34
10	Eric Blake	28	USA	2:26:55



## 2007 Women

#	Name	Age	Country	Time
1	Berhane Adere	34	ETH	2:33:49
2	Adriana Pirtea	27	ROU	2:33:52
3	Kate O'Neill	27	USA	2:36:15
4	Liz Yelling	32	GBR	2:37:14
5	Benita Johnson	28	AUS	2:38:30
6	Nuta Olaru	37	ROU	2:39:04
7	Paige Higgins	25	USA	2:40:14
8	Yolanda Fernandez	26	COL	2:45:23
9	Tera Moody	26	USA	2:46:40
10	Kathy Butler	33	GBR	2:48:21

## 2006 Men

#	Name	Age	Country	Time
1	Robert Kipkoech Cheruiyot	28	KEN	2:07:35
2	Daniel Njenga	30	KEN	2:07:40
3	Jimmy Muindi	33	KEN	2:07:51
4	Abdi Abdirahman	29	USA	2:08:56
5	Robert Cheboror	28	KEN	2:09:25
6	Brian Sell	28	USA	2:10:47
7	Japhet Kosgei Kipkorir	38	KEN	2:11:37
8	Benjamin Maiyo	28	KEN	2:11:53
9	Dejene Berhanu	25	ETH	2:12:27
10	Meshack Kosgei Kirwa	31	KEN	2:12:31

## 2006 Women

#	Name	Age	Country	Time
1	Berhane Adere	33	ETH	2:20:42
2	Galina Bogomolova	29	RUS	2:20:47
3	Benita Johnson	27	AUS	2:22:36
4	Madai Perez	26	MEX	2:22:59
5	Constantina Tomescu-Dita	36	ROU	2:24:25
6	Nuta Olaru	36	ROU	2:25:37
7	Hiromi Ominami	30	JPN	2:26:04
8	Lyudmila Petrova	38	RUS	2:27:08
9	Kathy Butler	33	GBR	2:28:39
10	Dulce Maria Rodriguez	34	MEX	2:28:54

## 2005 Men

#	Name	Age	Country	Time
1	Felix Limo	25	KEN	2:07:02
2	Benjamin Maiyo	27	KEN	2:07:09
3	Daniel Njenga	29	KEN	2:07:14
4	Evans Rutto	27	KEN	2:07:28
5	Patrick Ivuti	27	KEN	2:07:46
6	Laban Kipkemboi	27	KEN	2:09:22
7	William Kipsang	28	KEN	2:09:49
8	Timothy Cherigat	28	KEN	2:10:34
9	Sammy Korir	33	KEN	2:10:53
10	John Gwako	27	KEN	2:12:30

### 2005 Women

#	Name	Age	Country	Time
1	Deena Kastor	32	USA	2:21:25
2	Constantina Tomescu-Dita	35	ROU	2:21:30
3	Masako Chiba	29	JPN	2:26:00
4	Colleen De Reuck	41	USA	2:28:40
5	Eri Hayakawa	23	JPN	2:28:50
6	Blake Russell	30	USA	2:29:10
7	Kathy Butler	31	GBR	2:30:01
8	Tatyana Petrova	22	RUS	2:31:03
9	Kate Smyth	33	AUS	2:33:42
10	Grazyna Syrek	33	POL	2:36:32

### 2004 Men

#	Name	Age	Country	Time
1	Evans Rutto	26	KEN	2:06:16
2	Daniel Njenga	28	KEN	2:07:44
3	Toshinari Takaoka	34	JPN	2:07:50
4	Jimmy Muindi	31	KEN	2:08:27
5	Khalid Khannouchi	32	USA	2:08:44
6	Marilson Dos Santos	27	BRA	2:08:48
7	Stephen Kiogora	29	KEN	2:09:21
8	Scott Westcott	29	AUS	2:13:08
9	Ben Maiyo	26	KEN	2:13:17
10	Paul Koech	35	KEN	2:13:20

### 2004 Women

#	Name	Age	Country	Time
1	Constantina Tomescu-Dita	34	ROU	2:23:45
2	Nuta Olaru	34	ROU	2:24:33
3	Svetlana Zakharova	34	RUS	2:25:01
4	Joyce Chepchumba	33	KEN	2:26:21
5	Albina Ivanova	27	RUS	2:28:22
6	Shitaye Gemechu	24	ETH	2:28:28
7	Marla Runyan	35	USA	2:28:33
8	Derartu Tulu	32	ETH	2:30:21
9	Blake Russell	29	USA	2:32:04
10	Jenny Spangler	41	USA	2:33:36

### 2003 Men

#	Name	Age	Country	Time
1	Evans Rutto	25	KEN	2:05:50
2	Paul Koech	34	KEN	2:07:07
3	Daniel Njenga	27	KEN	2:07:41
4	Peter Chebet	26	KEN	2:08:43
5	Jimmy Muindi	30	KEN	2:08:57
6	Abdelkader El Mouaziz	34	MAR	2:09:38
7	Meb Keflezighi	28	USA	2:10:03
8	Hendrik Ramaala	31	RSA	2:10:55
9	Sisay Bezabeh	26	AUS	2:11:08
10	Josephat Kiprono	29	KEN	2:11:30

### 2003 Women

#	Name	Age	Country	Time
1	Svetlana Zakharova	33	RUS	2:23:07
2	Constantina Tomescu-Dita	33	ROU	2:23:35
3	Jelena Prokopcuka	27	LAT	2:24:53
4	Albina Ivanova	26	RUS	2:25:35
5	Grazyna Syrek	31	POL	2:26:22
6	Malgorzata Sobanska	34	POL	2:27:50
7	Colleen De Reuck	39	USA	2:28:01
8	Madina Biktagirova	39	RUS	2:28:33
9	Nuta Olaru	33	ROU	2:29:00
10	Deeja Youngquist	26	USA	2:29:01

### 2002 Men

#	Name	Age	Country	Time
1	Khalid Khannouchi	30	USA	2:05:56
2	Daniel Njenga	26	KEN.	2:06:16
2	Toshinari Takaoka.	32	JPN	2:06:16
4.	Paul Tergat	33	KEN	2:06:18
5	Abdelkader El Mouaziz	33	MAR	2:06:46
6	Alan Culpepper	30	USA	2:09:41
7	John Kagwe	33	KEN	2:10:02
8	Driss El Himer	28	FRA	2:11:51
9	Peter Githuka.	33	KEN	2:12:43
10	Tobias Hiskia	25	NAM	2:13:16

### 2002 Women

#	Name	Age	Country	Time
1	Paula Radcliffe	28	GBR	2:17:18 WR
2	Catherine Ndereba	30	KEN	2:19:26
3	Yoko Shibui	23	JPN	2:21:22
4	Svetlana Zakharova	32	RUS	2:21:31
5	Madina Biktagirova	38	RUS	2:25:20
6	Deena Drossin	29	USA	2:26:53
7	Obata Kayoko	30	JPN	2:28:15
8	Nuta Olaru	32	ROU	2:31:37
9	Masako Chiba	26	JPN	2:34:36
10	Jeanne Hennessy	24	USA	2:35:53

### 2001 Men

#	Name	Age	Country	Time
1	Ben Kimondiu	23	KEN	2:08:52
2	Paul Tergat	32	KEN	2:08:56
3	Peter Githuka	32	KEN	2:09:00
4	Mohamed Ouaadi	31	FRA	2:09:26
5	Noriaki Igarashi	28	JPN	2:09:35
6	Rod DeHaven	34	USA	2:11:40
7	Ondoro Osoro	34	KEN	2:11:44
8	Shaun Creighton	33	AUS	2:11:54
9	Mitsunori Hirayama	25	JPN	2:12:25
10	Simon Mphulanyane	30	RSA	2:12:44

### 2001 Women

#	Name	Age	Country	Time
1	Catherine Ndereba	29	KEN	2:18:47 WR
2	Elfenesh Alemu	26	ETH	2:24:54
3	Kerryn McCann	34	AUS	2:26:04
4	Malgorzata Sobanska	31	POL	2:26:08
5	Nives Curti	32	ITA	2:28:59
6	Kayoko Obata	30	JPN	2:32:19
7	Ichiyo Naganuma	29	JPN	2:34:02
8	Anne van Schuppen	40	NED	2:41:51
9	Karin Schoen	39	SWE	2:42:27
10	Kelly Keeler	39	USA	2:43:06

### 2000 Men

#	Name	Age	Country	Time
1	Khalid Khannouchi	28	USA	2:07:01
2	Josephat Kiprono	26	KEN	2:07:29
3	Moses Tanui	35	KEN	2:07:47
4	Peter Githuka	31	KEN	2:08:02
5	Fred Kiprop	26	KEN	2:08:23
6	William Kiplagat	28	KEN	2:11:57
7	David Morris	30	USA	2:12:00
8	Eric Mack	26	USA	2:12:42
9	Yi Yong Kim	27	KOR	2:13:02
10	Josh Cox	25	USA	2:13:55

### 2000 Women

#	Name	Age	Country	Time
1	Catherine Ndereba	28	KEN	2:21:33
2	Lornah Kiplagat	26	KEN	2:22:36
3	Irina Timofeyeva	30	RUS	2:29:13
4	Elana Meyer	34	RSA	2:31:59
4	Kayoko Obata	29	JPN	2:31:59
6	Libbie Hickman	35	USA	2:32:09
7	Christine Junkermann	28	USA	2:32:45
8	Kristy Johnston	35	USA	2:33:20
9	Marie Soderstrom	40	SWE	2:34:58
10	Ann Schaefer-Coles	35	USA	2:37:48

### 1999 Men

#	Name	Age	Country	Time
1	Khalid Khannouchi	27	MAR	2:05:42 WR
2	Moses Tanui	34	KEN	2:06:16
3	Ondoro Osoro	31	KEN	2:08:00
4	David Morris	29	USA	2:09:32
5	Simon Bor	30	KEN	2:09:35
6	Eder Moreno Fiahlo	26	BRA	2:09:36
7	Joseph Kahugu	28	KEN	2:09:37
8	James Kariuki	27	KEN	2:11:14
9	Simon Lopyuet	26	KEN	2:11:44
10	Thabiso Moquali	31	LES	2:12:20

### 1999 Women

#	Name	Age	Country	Time
1	Joyce Chepchumba	28	KEN	2:25:59
2	Margaret Okayo	23	KEN	2:26:00
3	Elana Meyer	33	RSA	2:27:17
4	Colleen De Reuck	35	RSA	2:27:30
5	Irina Bogacheva	38	KGZ	2:27:46
6	Libbie Hickman	34	USA	2:28:34
7	Marian Sutton	36	GBR	2:28:42
8	Renata Paradowska	29	POL	2:31:59
9	Albina Galliamova	35	RUS	2:32:24
10	Kristy Johnston	34	USA	2:32:34

### 1998 Men

#	Name	Age	Country	Time
1	Ondoro Osoro	30	KEN	2:06:54
2	Khalid Khannouchi	26	MAR	2:07:19
3	Gert Thys	26	RSA	2:07:45
4	Joseph Kahugu	27	KEN	2:07:59
5	Moses Tanui	33	KEN	2:09:43
6	Eder Moreno Fiahlo	25	BRA	2:09:48
7	Philip Chirchir	29	KEN	2:09:52
8	Shinji Kawashima	32	JPN	2:10:07
9	Silvio Guerra	30	ECU	2:10:17
10	Elijah Lagat	32	KEN	2:10:33

### 1998 Women

#	Name	Age	Country	Time
1.	Joyce Chepchumba	28	KEN	2:23:57
2.	Colleen De Reuck	34	RSA	2:27:04
3.	Elana Meyer	32	RSA	2:27:20
4.	Kayoko Obata	27	JPN	2:28:39
5.	Tatyana Pozdnyakova.	43	UKR	2:29:25
6.	Irina Bogacheva	37	KGZ	2:30:34
7.	Gitte Karlshoj	39	DEN	2:31:57
8.	Kristy Johnston	33	USA	2:32:37
9.	Linda Somers Smith	37	USA	2:34:21
10.	Marian Sutton	35	GBR	2:35:41

### 1997 Men

#	Name	Age	Country	Time
1	Khalid Khannouchi	26	MAR	2:07:10
2	Fred Kiprop	24	KEN	2:08:19
3	Peter Ndirangu	29	KEN	2:08:46
4	Philip Chirchir	29	KEN	2:08:56
5	Patrick Muturi	28	KEN	2:08:59
6	Paul Evans	35	GBR	2:09:20
7	Jerry Lawson	32	USA	2:09:35
8	Silvio Guerra	30	ECU	2:09:49
9	Jon Brown	26	GBR	2:10:13
10	Todd Williams	28	USA	2:11:17

### 1997 Women

#	Name	Age	Country	Time
1	Marian Sutton	34	GBR	2:29:03
2	Gitte Karlshoj	37	DEN	2:31:31
3	Irina Bogacheva	36	KGZ	2:32:45
4	Christine McNamara	31	USA	2:33:08
5	Yoshiko Yamamoto	27	JPN	2:33:55
6	Debbie Kilpatrick	34	USA	2:35:05
7	Elaine Van Blunk	33	USA	2:35:49
8	Stefanija Statkuviene	35	LTU	2:36:52
9	Ann Schaefers-Coles	32	USA	2:38:25
10	Lornah Kiplagat	23	KEN	2:39:13

### 1996 Men

#	Name	Age	Country	Time
1	Paul Evans	34	GBR	2:08:52
2	Jerry Lawson	30	USA	2:10:04
3	Leonid Shvetsov	27	RUS	2:10:23
4	Eamonn Martin	38	GBR	2:11:21
5	Gary Staines	32	GBR	2:11:25
6	Jackson Kabiga	21	KEN	2:11:44
7	Carlos Bautista	28	MEX	2:12:18
8	Luis Reyes	27	MEX	2:13:04
9	Eddy Hellebuyck	35	BEL	2:13:19
10	Antonio Rodriguez	33	POR	2:13:27

### 1996 Women

#	Name	Age	Country	Time
1	Marian Sutton	33	GBR	2:30:41
2	Kristy Johnston	31	USA	2:31:06
3	Danuta Bartoszek	35	CAN	2:33:01
4	Gitte Karlshoj	35	DEN	2:33:53
5	Irina Bogacheva	35	KGZ	2:34:36
6	Bonnie McReynolds	32	USA	2:39:18
7	Debbie Kilpatrick	32	USA	2:39:23
8	Paivi Tikkanen	36	FIN	2:39:36
9	Ritva Lemettinen	35	FIN	2:42:00
10	Sharon Stubler	31	USA	2:42:39

### 1995 Men

#	Name	Age	Country	Time
1	Eamonn Martin	35	GBR	2:11:18
2	Carlos Bautista	25	MEX	2:11:21
3	Leonid Shvetsov	26	RUS	2:11:24
4	Driss Dacha	30	MAR	2:12:05
5	Eddy Hellebuyck	34	BEL	2:12:35
6	Luis Reyes	25	MEX	2:12:51
7	Jesus Herrera	33	MEX	2:13:18
8	Carlos Grisales	28	COL	2:13:41
9	Maurilio Castillo	33	MEX	2:14:17
10	Hector De Jesus	29	MEX	2:14:27

### 1995 Women

#	Name	Age	Country	Time
1	Ritva Lemettinen	34	FIN	2:28:27
2	Kim Jones	36	USA	2:31:24
3	Danuta Bartoszek	34	CAN	2:31:46
4	Gitte Karlshoj	36	DEN	2:32:10
5	Marian Sutton	32	GBR	2:32:36
6	Tatiana Ivanova	25	RUS	2:34:59
7	Tatyana Podznyakova	39	UKR	2:35:14
8	Kristy Johnston	30	USA	2:35:50
9	Irina Bogacheva	34	KGZ	2:37:26
10	Iglandini Gonzalez	29	COL	2:37:26

### 1994 Men

#	Name	Age	Country	Time
1	Luiz Antonio Dos Santos	30	BRA	2:11:16
2	Ed Eyestone	33	USA	2:11:51
3	Patrick Muturi	21	KEN	2:12:56
4	Ovidio Castilla	28	MEX	2:13:09
5	Don Janicki	34	USA	2:13:21
6	Hector De Jesus	28	MEX	2:13:35
7	Jeff Jacobs	30	USA	2:13:44
8	Alejandro Cruz	26	MEX	2:14:33
9	Carey Nelson	31	CAN	2:15:21
10	Daniel Martinez	32	USA	2:16:07

### 1994 Women

#	Name	Age	Country	Time
1	Kristy Johnston	29	USA	2:31:34
2	Gitte Karlshoj	35	DEN	2:31:57
3	Elaine Van Blunk	30	USA	2:32:25
4	Trina Painter	28	USA	2:35:21
5	Lisa Weidenbach	32	USA	2:36:35
6	Joan Benoit Samuelson	37	USA	2:37:09
7	Maria Trujillo	35	USA	2:37:25
8	Inge Marie Nilsson	28	SWE	2:39:43
9	Lyubov Klochko	35	UKR	2:40:09
10	Amy Legacki	25	USA	2:40:18

### 1993 Men

#	Name	Age	Country	Time
1	Luiz Antonio Dos Santos	29	BRA	2:13:15
2	Eddy Hellebuyck	32	BEL	2:14:40
3	Antoni Niemczak	37	POL	2:15:07
4	Reynaldo Ramirez	28	MEX	2:15:47
5	Bruce Deacon	26	CAN	2:15:52
6	Jeff Jacobs	29	USA	2:16:00
7	Alfredo Viguera	30	MEX	2:16:10
8	Tesfaye Bekele	23	ETH	2:16:18
9	Gumerindo Olmedo	29	MEX	2:16:43
10	Tadeusz Lawicki	37	POL	2:19:12

### 1993 Women

#	Name	Age	Country	Time
1	Ritva Lemettinen	32	FIN	2:33:18
2	Linda Somers	32	USA	2:34:26
3	Silvana Pereira	28	BRA	2:37:58
4	Danuta Bartoszek	32	CAN	2:38:16
5	Debra Gormley	27	USA	2:42:03
6	Suzanne Rigg	29	GBR	2:45:00
7	Ludmilla Ilina	23	RUS	2:46:41
8	Noeleen Wadden	31	CAN	2:47:21
9	Bridget Collins	32	USA	2:53:07
10	Cynthia Woods	37	USA	2:54:49

### 1992 Men

#	Name	Age	Country	Time
1	Jose Cesar De Souza	29	BRA	2:16:14
2	Igor Braslawsky	25	UKR	2:17:30
3	Eddy Hellebuyck	31	BEL	2:17:55
4	Thomas O'Gara	26	IRL	2:18:05
5	Thomasz Gnabel	25	POL	2:18:18
6	Roy Dooney	34	IRL	2:20:25
7	Terefe Makonnen	24	ETH	2:20:28
8	Tadeusz Lawicki	30	POL	2:20:39
9	Visa Orttenvuori	24	FIN	2:21:47
10	Kassa Balcha	32	ETH	2:22:51

### 1992 Women

#	Name	Age	Country	Time
1	Linda Somers	31	USA	2:37:41
2	Gail Hall	32	USA	2:39:38
3	Kirsi Valasti	25	FIN	2:40:32
4	Ursula Noctor	27	IRL	2:41:52
5	Emma Cabrera	28	MEX	2:45:36
6	Betsy Schmidt	25	USA	2:46:49
7	Catriona Dowling	34	IRL	2:50:24
8	Renata Sitek	31	AUT	2:52:14
9	Sandra Natal	30	USA	2:57:09
10	Melanie Murray	32	USA	2:57:25

### 1991 Men

#	Name	Age	Country	Time
1	Joseildo Rocha	26	BRA	2:14:33
2	Roy Dooney	33	IRL	2:14:39
3	Jose Santana	27	BRA	2:15:06
4	David Mora	27	USA	2:15:44
5	Valmir De Carvalho	32	BRA	2:16:22
6	Cholon Kim	32	KOR	2:17:00
7	Thomas O'Gara	36	IRL	2:18:27
8	David O'Keefe	31	USA	2:18:30
9	Tommy Ekblom	32	FIN	2:19:13
10	Greg Meyer	36	USA	2:19:27



### 1991 Women

#	Name	Age	Country	Time
1	Midde Hamrin-Senorski	34	SWE	2:36:21
2	Kirsi Rauta	25	FIN	2:38:21
3	Silvana Pereira	26	BRA	2:40:10
4	Ursala Noctor	30	IRL	2:41:21
5	Kirsi Valasti	27	FIN	2:41:45
6	Monica Signahl	30	SWE	2:42:36
7	Patricia Griffin	30	IRL	2:42:45
8	Mary Pastillo	27	USA	2:46:12
9	Carina Leutner	31	AUT	2:50:26
10	Betsy Frick	31	USA	2:51:05

### 1990 Men

#	Name	Age	Country	Time
1	Martin Pitayo	30	MEX	2:09:41
2	Antoni Niemczak	30	POL	2:09:41
3	Rex Wilson	30	NZL	2:10:48
4	Ake Eriksson	28	SWE	2:10:53
5	Ed Eyestone	29	USA	2:10:59
6	Jan Hurak	30	POL	2:11:26
7	Joaquin Pinheiro	29	POR	2:12:03
8	Osmiro Silva	29	BRA	2:12:17
9	Dionicio Ceron	25	MEX	2:12:18
10	Victor Mozgovo	29	URS	2:13:27

### 1990 Women

#	Name	Age	Country	Time
1	Aurora Cunha	31	POR	2:30:11
2	Carole Rouillard	30	CAN	2:32:28
3	Midde Hamrin	33	SWE	2:34:27
4	Helen Moros	23	NZL	2:34:37
5	Kellie Cathey	28	USA	2:35:58
6	Mary Knisely	31	USA	2:37:58
7	Deborah Raunig	35	USA	2:38:07
8	Joy Smith	28	USA	2:38:22
9	Terry Schmidt	34	USA	2:38:42
10	Anne Roden	44	GBR	2:38:55

### 1989 Men

#	Name	Age	Country	Time
1.	Paul Davis-Hale	27	GBR	2:11:25
2.	Ravil Kashapov	32	URS	2:13:19
3.	David Long	28	GBR	2:13:37
4.	Ed Eyestone	28	USA	2:14:57
5.	Carlos Montero	27	ESP	2:15:15
6.	Tadessa Belayneh	26	ETH	2:15:19
7.	Pedro Ortiz	31	COL	2:16:29
8.	Gabriel Kamau	31	KEN	2:17:02
9.	Eddy Hellebuyck	28	BEL	2:17:25
10.	Salah Qoqaiche	22	MAR	2:18:08

### 1989 Women

#	Name	Age	Country	Time
1	Lisa Weidenbach	27	USA	2:28:15
2	Carla Beurskens	37	NED	2:30:24
3	Cathy O'Brien	22	USA	2:31:19
4	Maria Lelut	33	FRA	2:34:59
5	Carole Rouillard	29	CAN	2:35:20
6	Wanda Panfil	30	POL	2:35:40
7	Cassandra Mihailovic	28	FRA	2:35:44
8	Jocelyn Villetton	35	FRA	2:36:55
9	Margurite Buist	36	NZL	2:37:20
10	Kamila Gradus	22	POL	2:37:37

### 1988 Men

#	Name	Age	Country	Time
1	Alejandro Cruz	21	MEX	2:08:57
2	Yakov Tolstikov	29	URS	2:09:20
3	Richard Kaitany	32	KEN	2:09:39
4	Manuel Matias	26	POR	2:10:19
5	Mike O'Reilly	30	IRL	2:11:50
6	Steve Brace	27	GBR	2:11:50
7	Gerardo Alcala	27	MEX	2:12:11
8	Derek Froude	29	NZL	2:12:40
9	Elisio Rios	27	POR	2:12:53
10	Steve Binns	28	GBR	2:13:32

### 1988 Women

#	Name	Age	Country	Time
1	Lisa Weidenbach	26	USA	2:29:17
2	Emma Scaunich	34	ITA	2:29:46
3	Paula Fudge	36	GBR	2:29:47
4	Tami Ruckle	26	AUS	2:31:19
5	Kim Jones	30	USA	2:32:03
6	Kellie Cathey	26	USA	2:32:29
7	Elena Tsukhlo	34	URS	2:33:25
8	Ekatrina Khramenkova	32	URS	2:33:36
9	Midde Hamrin	31	SWE	2:33:56
10	Irina Jagodina	24	URS	2:35:53

### 1987

*A half marathon took the place of the full marathon*

### 1986 Men

#	Name	Age	Country	Time
1	Toshihiko Seko	30	JPN	2:08:27
2	Ahmed Saleh	29	DJI	2:09:57
3	Charlie Spedding	34	GBR	2:10:13
4	Michael Musyoki	30	KEN	2:10:30
5	Herbert Steffny	33	FRG	2:11:17
6	John Burra	24	TAN	2:13:36
7	Paul Williams	30	CAN	2:13:59
8	Juergen Drescher	28	FRG	2:14:27
9	Jose Gomez	30	MEX	2:14:58
10	Rodolfo Gomez	35	MEX	2:15:02

### 1986 Women

#	Name	Age	Country	Time
1	Ingrid Kristiansen	30	NOR	2:27:08
2	Maria Lelut	30	FRA	2:29:51
3	Priscilla Welch	41	GBR	2:31:14
4	Debbie Raunig	31	USA	2:31:28
5	Maureen Custy	31	USA	2:34:41
6	Gail Kingma	26	USA	2:35:43
7	Tuija Jousimaa	28	FIN	2:36:48
8	Karina Weber-Leutner	22	AUT	2:37:09
9	Dorothy Goertzen	31	CAN	2:40:34
10	Solweig Haryson	27	SWE	2:43:24

### 1985 Men

#	Name	Age	Country	Time
1	Steve Jones	30	GBR	2:07:13
2	Robleh Djama	27	DJI	2:08:08
3	Rob DeCastella	28	AUS	2:08:48
4	Gianni Poli	27	ITA	2:09:57
5	Ralf Salzmann	30	FRG	2:10:56
6	Jose Gomez	29	MEX	2:11:08
7	Don Janicki	25	USA	2:11:16
8	Francisco Pacheco	24	MEX	2:11:57
9	Ken Martin	27	USA	2:12:00
10	Henrik Jorgensen	23	DEN	2:12:03

### 1985 Women

#	Name	Age	Country	Time
1	Joan Benoit Samuelson	28	USA	2:21:21
2	Ingrid Kristiansen	29	NOR	2:23:05
3	Rosa Mota	27	POR	2:23:29
4	Carla Beurskens	33	NED	2:27:50
5	Veronique Marot	30	GBR	2:28:04
6	Glenys Quick	27	NZL	2:31:44
7	Mary O'Connor	30	NZL	2:33:41
8	Maria Lelut	29	FRA	2:34:02
9	Sylvie Bornet	25	FRA	2:34:05
10	Rita Borralho	31	POR	2:36:03

### 1984 Men

#	Name	Age	Country	Time
1	Steve Jones	29	GBR	2:08:05 WR
2	Carlos Lopes	37	POR	2:09:06
3	Rob De Castella	27	AUS	2:09:09
4	Gabriel Kamau	26	KEN	2:10:05
5	Geoff Smith	30	GBR	2:10:08
6	Martin Pitayo	24	MEX	2:10:29
7	Jerry Kiernan	31	IRL	2:12:24
8	Kjell-Eric Stahl	38	SWE	2:14:16
9	Agapius Masong	22	TAN	2:14:23
10	Cor Lambregts	26	NED	2:14:46

### 1984 Women

#	Name	Age	Country	Time
1	Rosa Mota	26	POR	2:26:01
2	Lisa Martin	24	AUS	2:27:40
3	Ingrid Kristiansen	28	NOR	2:30:21
4	Dorthe Rasmussen	24	DEN	2:30:42
5	Lisa Weidenbach	22	USA	2:31:31
6	Glenys Quick	26	NZL	2:32:53
7	Regina Joyce	27	IRL	2:35:05
8	Jacqueline Gareau	31	CAN	2:35:33
9	Rita Borralho	30	POR	2:35:43
10	Magda Ilands	34	BEL	2:36:04

### 1983 Men

#	Name	Age	Country	Time
1	Joseph Nzau	33	KEN	2:09:44.3
2	Hugh Jones	27	GBR	2:09:44.8
3	Simeon Kigen	22	KEN	2:10:51
4	Agapius Masong	21	TAN	2:11:57
5	Christoph Herle	27	FRG	2:12:15
6	Gianni Poli	25	ITA	2:12:34
7	Tom Raunig	24	USA	2:12:55
8	Gabriel Kamau	25	KEN	2:14:20
9	Jeff Wells	29	USA	2:15:45
10	Henrik Jorgenson	21	DEN	2:15:59

### 1983 Women

#	Name	Age	Country	Time
1	Rosa Mota	25	POR	2:31:12
2	Jacqueline Gareau	30	CAN	2:31:36
3	Dorthe Rasmussen	23	DEN	2:31:45
4	Anne Audain	27	NZL	2:32:15
5	Karen Dunn	20	USA	2:34:24
6	Lisa Weidenbach	21	USA	2:34:55
7	Ann Marie Malone	23	CAN	2:36:23
8	Nancy Conz	26	USA	2:36:44
9	Rita Marchisio	33	ITA	2:37:29
10	Carol Urish	31	USA	2:37:57

### 1982 Men

#	Name	Age	Country	Time
1	Greg Meyer	27	USA	2:10:59
2	Joseph Nzau	32	KEN	2:11:40
3	John Halbersadt	33	RSA	2:11:46
4	David Edge	27	CAN	2:12:25
5	Randy Thomas	29	USA	2:12:33
6	Gian Paolo Messina	25	ITA	2:12:42
7	Ed Mendoza	29	USA	2:12:47
8	Karel Lismont	33	BEL	2:13:02
9	Duncan MacDonald	33	USA	2:13:07
10	Mike Hurd	36	GBR	2:13:17

### 1982 Women

#	Name	Age	Country	Time
1	Nancy Conz	25	USA	2:33:23
2	Karen Dunn	19	USA	2:34:40
3	Glenys Quick	24	NZL	2:36:50
4	Eileen Claugus	27	USA	2:37:16
5	Shirley Finken	24	USA	2:41:16
6	Cindy Dalrymple	40	USA	2:43:35
7	Tina Grandy	29	USA	2:44:06
8	Jan Arenz	32	USA	2:44:51
9	Beverly Roland-Miller	25	USA	2:46:50
10	Charlene Groet	34	USA	2:48:15

### 1981 Men

#	Name	Age	Country	Time
1	Phillip Coppess	27	USA	2:16:13
2	Tony Shockency	25	USA	2:17:15
3	Frank Shorter	33	USA	2:17:27
4	Robert Busby	32	USA	2:17:44
5	Dave Hinz	25	USA	2:18:03
6	Kevin Higdon	22	USA	2:19:37
7	Joe Sheeran	23	USA	2:20:15
8	Gary Bjorklund	30	USA	2:20:26
9	Gerald Krane	29	USA	2:22:22
10	John Wellerding	27	USA	2:23:35

### 1981 Women

#	Name	Age	Country	Time
1	Tina Gandy	28	USA	2:49:39
2	Charlene Groet	33	USA	2:56:33
3	Betty Johnny	33	USA	2:58:05
4	Betty Hite	35	USA	2:58:58
5	Sue Petersen	37	USA	2:59:16
6	Karen Bukowski	25	USA	3:04:47
7	Moo Thorpe	24	USA	3:05:40
8	Jayne Schiff	25	USA	3:06:43
9	Patricia Elmer	27	USA	3:06:46
10	Peggy McAleer	31	USA	3:08:38

**1980 Men**

#	Name	Age	Country	Time
1	Frank Richardson	25	USA	2:14:04
2	Chuck Smead	28	USA	2:16:47
3	Joseph Sheeran	22	USA	2:19:12
4.	Duane Spitz	31	USA	2:19:55
5	Gordon Minty	32	USA	2:21:24
6	John Wellerding	26	USA	2:21:37
7	Jim Macnider	29	USA	2:22:07
8	Kurt Shallenberger	25	USA	2:22:52
9	Frank Shorter	32	USA	2:23:38
10	Veli Bali	31	TUR	2:24:07

**1980 Women**

#	Name	Age	Country	Time
1	Sue Petersen	36	USA	2:45:03
2	Sue Henderson	33	USA	2:49:43
3	Marilyn Bevans	30	USA	3:00:43
4	Bonnie Payne	33	USA	3:01:00
5	Diane Sims Page	36	USA	3:01:00
6	Melissa Uchitelle	23	USA	3:05:39
7	Helen Dick	56	USA	3:08:48
8	Ada Letinsky	42	CAN	3:10:58
9	Maryanne Joyce	28	USA	3:12:45
10	Matilee Christman	49	USA	3:14:11

**1979 Men**

#	Name	Age	Country	Time
1	Dan Cloeter	25	USA	2:23:20
2	Mike Healer	25	USA	2:27:36
3	Patrick Chmiel	34	USA	2:33:51
4	Antonio Peso	28	USA	2:36:21
5	Rick Wilson	22	USA	2:36:40
6	Don White	22	USA	2:38:56
7	Jon Eggers	23	USA	2:39:22
8	John Wellerding	25	USA	2:40:00
9	Robert Prince	24	USA	2:40:20
10	Thomas Benedict	35	USA	2:43:03

**1979 Women**

#	Name	Age	Country	Time
1	Laura Michalek	15	USA	3:15:45
2	Lynae Larson	23	USA	3:16:45
3	Marilyn Reinhardt	28	USA	3:17:40
4	Diane Sims Page	35	USA	3:26:05
5	Helen Rea	19	USA	3:29:45
6	Susie Sandstrom	21	USA	3:30:20
7	Charlene Groet	32	USA	3:30:50
8	Edna Craig	30	USA	3:31:05
9	Lorraine Norgle	41	USA	3:37:20
10	Joan Hirt	27	USA	3:43:50

**1978 Men**

#	Name	Age	Country	Time
1	Mark Stanforth	28	USA	2:19:20
2	Barney Klecker	27	USA	2:24:13
3	Dan Cloeter	24	USA	2:24:33
4	Blair Bertaccini	24	USA	2:26:31
5	Dean Reinke	25	USA	2:26:55
6	Pat Chmiel	33	USA	2:27:22
7	Les Myers	23	USA	2:29:39
8	Robert Brown	23	USA	2:30:08
9	Thomas Blumer	23	USA	2:30:08
10	John Been	24	USA	2:30:33

**1978 Women**

#	Name	Age	Country	Time
1	Lynae Larson	24	USA	2:59:25
2	Karen Doppes	22	USA	3:13:20
3	Debbie Hartsock	25	USA	3:13:25
4	Marion Burchfield	42	USA	3:20:00
5	Martha McCafferty	28	USA	3:22:45
6	Susan Grossman	26	USA	25:00
7	Mary Logan	38	USA	3:26:00
8	Samatha Danner	30	USA	3:28:35
9	Lydi Pallares	39	USA	3:29:35
10	Sonja Liems	32	USA	3:29:55

**1977 Men**

#	Name	Age	Country	Time
1	Dan Cloeter	23	USA	2:17:52
2	Jim Macnider	26	USA	2:22:49
3	Dave Elger	24	USA	2:25:25
4	Steven Flanagan	28	USA	2:26:47
5	Gary Barrett	28	USA	2:27:41
6	Walter Crawford	28	USA	2:28:00
7	Patrick Davis	31	USA	2:30:18
8	Ken Burke	22	USA	2:30:30
9	Roger Rouiller	39	USA	2:31:58
10	William Van Dyke	33	USA	2:32:49

**1977 Women**

#	Name	Age	Country	Time
1	Dorothy Doolittle	30	USA	2:50:47
2	Marilyn Bevans	27	USA	2:54:56
3	Lynn Johnson	31	USA	2:58:53
4	Cheryl Flanagan	26	USA	2:58:53
5	Penny DeMoss	25	USA	3:10:37
6	Ellen O'Malley	15	USA	3:11:04
7	Sue Ellen Trapp	31	USA	3:14:09
8	Mary Burns	20	USA	3:15:31
9	Diana McIntosh	34	USA	3:30:36
10	Andrea Arena	26	ITA	3:33:42

WR = World Record

*\*Result standings are subject to change in accordance with World Anti-Doping Agency and World Athletics Anti-Doping Rules and Regulations.*

*\*\*As a result of a doping violation, World Athletics announced in 2016 that the 2014 result of Rita Jeptoo has been annulled. In 2015, as a result of a doping violation, World Athletics announced that the 2009-2012 results of Liliya Shobukhova have been annulled. As a result of doping violations, the IAAF also announced that the 2009 result of Lidiya Grigoryeva, the 2009 result of Abderrahim Goumri, the 2010, 2012 and 2013 results of Mariya Kononova and the 2013 result of Aleksandra Duliba have been annulled. The official results of the Bank of America Chicago Marathon reflect this change.*



## TOP WHEELCHAIR DIVISION FINISHERS (1984-2023)

### 2023 Men

#	Name	Age	Country	Time
1	Marcel Hug	37	SUI	1:22:37
2	Daniel Romanchuk	25	USA	1:31:34
3	Jetze Plat	32	NED	1:31:40
4	Aaron Pike	27	USA	1:32:45
5	Joshua Cassidy	38	USA	1:33:29

### 2023 Women

#	Name	Age	Country	Time
1	Catherine Debrunner	28	SUI	1:38:44
2	Susannah Scaroni	32	USA	1:38:46
3	Tatyana McFadden	34	USA	1:41:17
4	Manuela Schär	38	SUI	1:41:19
5	Aline Rocha	32	BRA	1:41:24

### 2022 Men

#	Name	Age	Country	Time
1	Marcel Hug	36	SUI	1:25:20
2	Daniel Romanchuk	24	USA	1:33:11
3	Aaron Pike	36	USA	1:33:13
4	Sho Watanabe	30	JPN	1:34:55
5	Patrick Monahan	36	IRL	1:34:58

### 2022 Women

#	Name	Age	Country	Time
1	Susannah Scaroni	31	USA	1:45:48
2	Tatyana McFadden	33	USA	1:49:46
3	Jenna Fesemyer	25	USA	1:49:52
4	Yen Hoang	25	USA	1:49:54
5	Vanessa De Souza	32	BRA	1:49:57

### 2021 Men

#	Name	Age	Country	Time
1	Daniel Romanchuk	23	USA	1:29:07
2	Marcel Hug	35	SUI	1:29:08
3	Aaron Pike	35	USA	1:29:28
4	Johnboy Smith	31	GBR	1:29:37
5	Rafael Botello	42	ESP	1:38:27

### 2021 Women

#	Name	Age	Country	Time
1	Tatyana McFadden	32	USA	1:48:57
2	Yen Hoang	24	USA	1:50:14
3	Jenna Fesemyer	24	USA	1:50:23
4	Vanessa De Souza	31	BRA	1:58:09
5	Amanda McGrory	35	USA	1:59:07

### 2020

The 2020 Bank of America Chicago Marathon was run as a virtual event following the decision to cancel the event in response to COVID-19.

### 2019 Men

#	Name	Age	Country	Time
1	Daniel Romanchuk	21	USA	1:30:26
2	David Weir	40	GBR	1:33:31
3	Ernst Van Dyk	46	RSA	1:33:32
4	Johnboy Smith	29	GBR	1:33:32
5	Sho Watanabe	27	JPN	1:33:33

### 2019 Women

#	Name	Age	Country	Time
1	Manuela Schär	34	SUI	1:41:08
2	Tatyana McFadden	30	USA	1:45:22
3	Amanda McGrory	33	USA	1:45:29
4	Susannah Scaroni	28	USA	1:45:29
5	Sandra Graf	49	SUI	1:51:38

### 2018 Men

#	Name	Age	Country	Time
1	Daniel Romanchuk	20	USA	1:31:34
2	Marcel Hug	32	SUI	1:31:35
3	David Weir	39	GBR	1:31:43
4	Hiroki Nishida	34	JPN	1:33:27
5	Jordi Madera	38	ESP	1:33:57

### 2018 Women

#	Name	Age	Country	Time
1	Manuela Schär	33	SUI	1:41:38
2	Madison de Rozario	24	AUS	1:43:16
3	Susannah Scaroni	27	USA	1:44:48
4	Sandra Graf	48	SUI	1:47:35
5	Katrina Gerhard	21	USA	1:51:25

### 2017 Men

#	Name	Age	Country	Time
1	Marcel Hug	31	SUI	1:29:23
2	Kurt Fearnley	36	AUS	1:30:24
3	Jordi Madera Jimenez	37	ESP	1:30:25
4	Sho Watanabe	25	JPN	1:30:26
5	Rafael Botello Jimenez	38	ESP	1:30:27

### 2017 Women

#	Name	Age	Country	Time
1	Tatyana McFadden	28	USA	1:39:15
2	Amanda McGrory	31	USA	1:39:15
3	Manuela Schär	32	SUI	1:39:17
4	Madison de Rozario	23	AUS	1:39:22
5	Sammi Kinghorn	21	GBR	1:43:52

### 2016 Men

#	Name	Age	Country	Time
1	Marcel Hug	30	SUI	1:32:57
2	Kurt Fearnley	35	AUS	1:32:58
3	Josh George	31	USA	1:32:59
4	Gyudae Kim	32	KOR	1:33:00
5	Aaron Pike	30	USA	1:33:01

### 2016 Women

#	Name	Age	Country	Time
1	Tatyana McFadden	27	USA	1:42:28
2	Manuela Schär	31	SUI	1:42:29
3	Amanda McGrory	30	USA	1:47:55
4	Sandra Graf	47	SUI	1:50:13
5	Susannah Scaroni	25	USA	1:52:50

### 2015 Men

#	Name	Age	Country	Time
1	Kurt Fearnley	34	AUS	1:30:46
2	Marcel Hug	29	SUI	1:30:48
3	Josh George	31	USA	1:30:48
4	Ernst Van Dyk	42	RSA	1:30:50
5	Gyudae Kim	31	KOR	1:30:51

### 2015 Women

#	Name	Age	Country	Time
1	Tatyana McFadden	26	USA	1:41:10
2	Manuela Schär	30	SUI	1:41:56
3	Chelsea McClammer	21	USA	1:50:02
4	Amanda McGrory	29	USA	1:50:02
5	Shirley Reilly	30	USA	1:50:06

### 2014 Men

#	Name	Age	Country	Time
1	Joshua George	30	USA	1:32:12
2	Kurt Fearnley	33	AUS	1:32:13
3	Ernst Van Dyk	41	RSA	1:32:13
4	Tomasz Hamerlak	39	POL	1:32:15
5	Kota Hokinoue	40	JPN	1:32:16

### 2014 Women

#	Name	Age	Country	Time
1	Tatyana McFadden	25	USA	1:44:50
2	Manuela Schär	29	SUI	1:45:12
3	Amanda McGrory	28	USA	1:45:55
4	Chelsea McClammer	20	USA	1:45:55
5	Sandra Graf	44	SUI	1:46:15

### 2013 Men

#	Name	Age	Country	Time
1	Ernst Van Dyk	40	RSA	1:30:37
2	Kurt Fearnley	32	AUS	1:30:38
2	Joshua George	29	USA	1:30:38
4	Heinz Frei	55	SUI	1:30:41
5	Josh Cassidy		CAN	1:33:30

### 2013 Women

#	Name	Age	Country	Time
1	Tatyana McFadden	24	USA	1:42:35
2	Manuela Schär	28	SUI	1:42:37
3	Amanda McGrory	27	USA	1:42:55
4	Shirley Reilly	28	USA	1:49:30
5	Christie Dawes	33	AUS	1:49:31

### 2012 Men

#	Name	Age	Country	Time
1	Josh Cassidy	27	CAN	1:32:58
2	Adam Bleakney	37	USA	1:34:23
3	Joshua George	28	USA	1:36:06
4	Aaron Pike	26	USA	1:39:08
5	Brian Siemann	23	USA	1:47:25

### 2012 Women

#	Name	Age	Country	Time
1	Tatyana McFadden	23	USA	1:49:52
2	Susannah Scaroni	21	USA	1:56:30
3	Kelsey Lefevour	23	USA	2:20:02
4	Chelsea McClammer	18	USA	2:30:00
5.	Jill Moore	19	USA	2:37:12

### 2011 Men

#	Name	Age	Country	Time
1	Kurt Fearnley	30	AUS	1:29:18
2	Heinz Frei	53	SUI	1:29:23
3	Joshua George	27	USA	1:29:23
4	Josh Cassidy	26	CAN	1:29:24
5	Adam Bleakney	36	USA	1:29:58

### 2011 Women

#	Name	Age	Country	Time
1	Tatyana McFadden	22	USA	1:45:03
2	Christine Dawes	31	AUS	1:47:04
3	Diane Roy	38	CAN	1:47:14
4	Shirley Reilly	26	USA	1:47:56
5	Jessica Galli	26	USA	1:58:20

## 2010 Men

#	Name	Age	Country	Time
1	Heinz Frei	52	SUI	1:26:56
2	Masazumi Soejima	40	JPN	1:28:01
3	Rafael Botello Jimenez	31	ESP	1:28:46
4	Ernst Van Dyke	37	RSA	1:32:43
5	Saul Mendoza	43	MEX	1:36:04

## 2010 Women

#	Name	Age	Country	Time
1	Amanda McGrory	24	USA	1:47:25
2	Wakako Tsuchida	35	JPN	1:47:27
3	Tatyana McFadden	21	USA	1:56:11
4	Anjali Forber Pratt	26	USA	2:02:05
5	Margaret Frederick	20	USA	2:43:45

## 2009 Men

#	Name	Age	Country	Time
1	Kurt Fearnley	28	AUS	1:29:09
2	Masazumi Soejima	39	JPN	1:30:58
3	Krige Schabort	46	USA	1:34:28
4	Rafael Botello Jimenez	30	ESP	1:39:56
5	Tony Iniguez	39	USA	1:40:00

## 2009 Women

#	Name	Age	Country	Time
1	Tatyana McFadden	20	USA	1:50:47
2	Diane Roy	38	CAN	1:50:49
3	Amanda McGrory	23	USA	1:50:49
4	Shelly Woods	23	GBR	1:50:50
5	Christie Dawes	29	AUS	1:50:50

## 2008 Men

#	Name	Age	Country	Time
1	Kurt Fearnley	27	AUS	1:30:16
2	Masazumi Soejima	38	JPN	1:32:30
3	Krige Schabort	45	USA	1:36:21
4	Tony Iniguez	38	USA	1:38:57
5	Aaron Pike	22	USA	1:38:57

## 2008 Women

#	Name	Age	Country	Time
1	Amanda McGrory	22	USA	1:55:12
2	Cheri Blauwet	28	USA	1:55:34

*Only two women competed in the Wheelchair Division*

## 2007 Men

#	Name	Age	Country	Time
1	Kurt Fearnley	26	AUS	1:28:06
2	Krige Schabort	44	RSA	1:28:07
3	Tony Iniguez	37	USA	1:44:23
4	Jeff Fisher	50	USA	1:44:38
5	Santiago Sanz	27	ESP	1:46:13

## 2007 Women

#	Name	Age	Country	Time
1	Amanda McGrory	21	USA	1:45:27
2	Jessica Galli	23	USA	2:01:23

Only two women competed in the Wheelchair Division

## 2006 Men

#	Name	Age	Country	Time
1	Joshua George	22	USA	1:38:31
2	Saul Mendoza	39	USA	1:38:32
3	Krige Schabort	43	RSA	1:38:33
4	Tyler Byers	24	USA	1:41:48
5	Pierre Samuelsson	44	SWE	1:44:38

## 2006 Women

#	Name	Age	Country	Time
1	Miriam Ladner	29	USA	2:04:21

Only one woman competed in the Wheelchair Division

## 2005 Men

#	Name	Age	Country	Time
1	Krige Schabort	42	RSA	1:29:40
2	Scot Hollonbeck	35	USA	1:30:34
3	Franz Nietlispach	47	SUI	1:30:49
4	Adam Bleakney	30	USA	1:39:19
5	Joshua George	21	USA	1:40:30

## 2005 Women

#	Name	Age	Country	Time
1	Miriam Ladner	28	USA	2:01:37
2	Jessica Galli	21	USA	2:05:06

Only two women competed in the Wheelchair Division

## 2004 Men

#	Name	Age	Country	Time
1	Joshua George	20	USA	1:36:13
2	Adam Bleakney	29	USA	1:40:01
3	Tony Iniguez	34	USA	1:42:32
4	Kevin Hosea	19	USA	2:03:11
5	Ryan Myers	24	USA	2:13:14

### 2004 Women

#	Name	Age	Country	Time
1	Miriam Nibley	26	USA	2:05:51

*Only one woman competed in the Wheelchair Division*

### 2003 Men

#	Name	Age	Country	Time
1	Joshua George	19	USA	1:41:01
2	Joseph Miller	30	USA	1:59:38
3	Brad Schramel	32	USA	2:45:56

*Only three men competed in the Wheelchair Division*

### 2003 Women

#	Name	Age	Country	Time
1	Christina Ripp	23	USA	1:56:33
2	Miriam Nibley	26	USA	1:57:46

*Only two women competed in the Wheelchair Division*

### 2002 Men

#	Name	Age	Country	Time
1	Adam Bleakney	27	USA	1:40:14
2	Tony Iniguez	32	USA	1:40:16
3	Paul Nunnari	29	AUS	1:40:18
4	Joshua George	18	USA	1:56.49
5	Joe Miller	29	USA	2:15:07

### 2002 Women

#	Name	Age	Country	Time
1	Tricia Downing	33	USA	1:52:20
2	Holly Koester	42	USA	2:26:51

*Only two women competed in the Wheelchair Division*

### 2001 Men

#	Name	Age	Country	Time
1	Tony Iniguez	31	USA	1:37:59
2	Mathieu Blanchette	24	CAN	1:47:45
3	Jeff Fisher	44	USA	1:54:22
4	Thomas Gorman	45	USA	1:57:24
5	Patrick Doak	33	USA	1:57:52

### 2001 Women

#	Name	Age	Country	Time
1	Christina Ripp	21	USA	1:56:58
2	Stephanie Wheeler	20	USA	1:58:35
3	Holly Koester	41	USA	3:11:46

*Only three women competed in the Wheelchair Division*

## 2000 Men

#	Name	Age	Country	Time
1	Tony Iniguez	30	USA	1:41:00
2	Michel Filteau	33	CAN	1:41:03
3	Daniel Normandin	29	CAN	1:50:06
4	James Lilly	30	USA	1:52:17
5	Chad Johnson	25	USA	1:52:31

## 2000 Women

*No women competed in the Wheelchair Division*

## 1999 Men

#	Name	Age	Country	Time
1	Saul Mendoza	32	USA	1:37:03
2	Tony Iniguez	29	USA	1:43:42
2	Adam Bleakney	24	USA	1:43:42
4	Kris Kreutzmann	32	USA	1:54:27
5	Joe Hidler	27	USA	1:54:34

## 1999 Women

#	Name	Age	Country	Time
1	Miriam Nibley	22	USA	2:03:44
2	Teresa Brandenburg	24	USA	2:04:49
3	Candace Cable	45	USA	2:06:55
4	Sylvie Potvin	27	CAN	2:22:18
5	Denise Fortier	35	CAN	2:23:07

## 1998 Men

#	Name	Age	Country	Time
1	Franz Nietlispach	40	SUI	1:34:22
2	Saul Mendoza	31	USA	1:34:23
3	Scot Hollonbeck	28	USA	1:34:24
4	Krige Schabort	35	RSA	1:34:26
5	Clayton Peters	24	USA	1:40:09

## 1998 Women

#	Name	Age	Country	Time
1	Candace Cable	44	USA	1:58:32
2	Colette Bourgonje	36	CAN	2:00:31
3	Mariam Nibley	21	USA	2:03:13
4	Sylvie Potvin	26	CAN	2:15:00
5	Patricia Brown	21	USA	2:19:42

## 1997 Men

#	Name	Age	Country	Time
1	Saul Mendoza	30	USA	1:37:42
2	Miguel Such	23	USA	1:44:05
3	James Iniguez	27	USA	1:51:34
4	Kris Kreutzmann	30	USA	1:51:42
5	James Lilly	27	USA	1:53:12



**1997 Women**

#	Name	Age	Country	Time
1	Candace Cable	43	USA	1:57:32
2	Julia Wallace	33	USA	1:58:52
3	Teresa Brandenburg	22	USA	2:01:30
4	Miriam Nibley	20	USA	2:04:59
5	Diana McClure	50	USA	2:42:24

**1996 Men**

#	Name	Age	Country	Time
1	Jacob Heilveil	28	USA	1:39:57
2	Tony Iniguez	26	USA	1:40:01
3	Kris Kreuzmann	29	USA	1:51:14
4	Ramiro Bermudez	37	USA	1:58:04
5	Jim Fouts	49	USA	2:02:56

**1996 Women**

#	Name	Age	Country	Time
1	Ann Walters	27	USA	1:52:13
2	Candace Cable	42	USA	2:05:25
3	Tracey Ferguson	22	USA	2:05:39
4	Miriam Nibley	19	USA	2:08:56
5	Julia Wallace	34	USA	2:16:51

**1995 Men**

#	Name	Age	Country	Time
1	James Briggs	23	USA	1:37:12
1	Scot Hollonbeck	25	USA	1:37:12
3	Tony Iniguez	25	USA	1:38:15
4	James Lilly	25	USA	1:54:17
5	Kris Kreuzmann	28	USA	1:55:20

**1995 Women**

#	Name	Age	Country	Time
1	Ann Walters	26	USA	1:57:27
2	Candace Cable	41	USA	1:58:14
3	Ruth Munez	21	USA	2:03:45
4	Tracey Ferguson	21	USA	2:03:46
5	Cecelia Perkins	20	USA	2:34:24

**1994 Men**

#	Name	Age	Country	Time
1	James Briggs	22	USA	1:32:14
2	Scot Hollonbeck	24	USA	1:32:15
3	Tony Iniguez	28	USA	1:43:25
4	James Lilly	24	USA	1:53:47
5	Tony Possehl	35	USA	1:54:14

### 1994 Women

#	Name	Age	Country	Time
1	Ann Walters	25	USA	1:59:45
2	Ruth Nunez	20	USA	1:59:45
3	Rene Johnston	15	USA	3:04:04

Only three women competed in the Wheelchair Division

### 1993 Men

#	Name	Age	Country	Time
1	James Briggs	22	USA	1:42:03
2	Tony Iniguez	27	USA	1:43:43
3	James Lilly	23	USA	1:47:40
4	Don Dowling	43	USA	1:56:13
5	James Fouts	46	USA	2:08:09

### 1993 Women

#	Name	Age	Country	Time
1	Ann Walters	24	USA	1:57:34
2	Carol Hetherington	22	USA	1:59:35

Only two women competed in the Wheelchair Division

### 1992 Men

#	Name	Age	Country	Time
1	Vern Achenbach	50	USA	1:44:28
2	Tony Iniguez	23	USA	1:52:15
3	Marty Morse	38	USA	1:59:36
4	Bart Bardwell	45	USA	1:59:58
5	Peter Declava	28	USA	2:01:56

### 1992 Women

#	Name	Age	Country	Time
1	Ann Walters	23	USA	1:44:29

Only one woman competed in the Wheelchair Division

### 1991 Men

#	Name	Age	Country	Time
1	Philippe Couprie	28	FRA	1:41:21
2	James Briggs	19	USA	1:47:06
3	Scot Hollonbeck	21	USA	1:49:32
4	Kevin Orr	23	USA	1:49:32
5	Jeffrey Muralt	25	USA	1:53:51

### 1991 Women

#	Name	Age	Country	Time
1	Ann Walters	22	USA	1:57:17
2	Carol Hetherington	21	USA	2:00:12
3	Maura McVan	20	USA	2:21:03
4	Amy Gregson	27	USA	2:22:41
5	Mary Thompson	Unknown	USA	2:53:22

### 1990 Men

#	Name	Age	Country	Time
1	Jim Knaub	34	USA	1:42:34
2	Jim Green	Unknown	USA	1:46:17
3	Scot Hollonbeck	20	USA	2:06:45
4	Alberto Alcocer	Unknown	USA	2:36:22
5	William Fricke	Unknown	USA	2:38:24

### 1990 Women

#	Name	Age	Country	Time
1	Ann Cody Morris	Unknown	USA	1:53:33
2	Jean Driscoll	24	USA	1:53:33
3	Ann Walters	21	USA	2:06:45
4	Didier Touat	Unknown	USA	2:50:27

*Only four women competed in the Wheelchair Division*

### 1989 Men

#	Name	Age	Country	Time
1	Scot Hollonbeck	19	USA	1:45:30

*Only one man competed in the Wheelchair Division*

### 1989 Women

#	Name	Age	Country	Time
1	Ann Cody-Morris	Unknown	USA	1:58:51

*Only one woman competed in the Wheelchair Division*

### 1988

*Records unknown*

### 1987

*A half marathon took the place of the full marathon*

### 1986 Men

#	Name	Age	Country	Time
1	Bart Bardwell	Unknown	USA	2:10:19
2	Tony Possehl	27	USA	2:16:59
3	Alberto Alcocer	Unknown	USA	2:24:52
4	Gary Weber	Unknown	USA	2:25:00
5	Marty Morse	32	USA	2:33:02

### 1986 Women

#	Name	Age	Country	Time
1	Jonnie Baylark	Unknown	USA	3:23:32

*Only one woman competed in the Wheelchair Division*

### 1985 Men

#	Name	Age	Country	Time
1	Robert Fitch	Unknown	USA	2:23:41
2	Alberto Alcocer	Unknown	USA	2:36:22
3	William Fricke	Unknown	USA	2:38:24
4	John Jones	Unknown	USA	2:40:52
5	Jeff Pagels	37	USA	2:46:55

### 1985 Women

#	Name	Age	Country	Time
1	Jayne Fortson	Unknown	USA	2:52:22

*Only one woman competed in the Wheelchair Division*

### 1984 Men

#	Name	Age	Country	Time
1	Robert Fitch	Unknown	USA	2:35:06
2	Howard Cohen	Unknown	USA	2:59:20
3	Albert Alcocer	Unknown	USA	3:01:33
4	Richard Wendt	Unknown	USA	3:22:04
5	Robert White	Unknown	USA	3:37:24

### 1984 Women

#	Name	Age	Country	Time
1	Jonnie Baylark	Unknown	USA	3:29:10

*Only one woman competed in the Wheelchair Division*

## YEAR-BY-YEAR EVENT SUMMARY

October 8, 2023

Broken records were the theme of the day at the 45th running of the Bank of America Chicago Marathon. Headlined by a stunning new men's marathon world record, the largest finisher field in event history included four course records and the race's millionth finisher. Kelvin Kiptum (KEN) became the first man to run a sub-2:01 marathon in an officially sanctioned competition, breaking the tape in a world-record time of 2:00:35. Course records fell in every professional division of the race, with Sifan Hassan (NED) setting a new women's course record in 2:13:44, Marcel Hug (SUI) breaking his own record set in 2022 in the men's wheelchair race in 1:22:37 and Catherine Debrunner (SUI) writing her name in the race's history books with a new women's wheelchair course record of 1:38:44.

Kiptum, who came into the race with the second and third fastest times in history, broke away from the rest of the field just before the 10K mark, taking only his pacers and countryman Daniel Mateiko with him. The pair reached the half marathon behind world-record pace, but Kiptum lived up to his reputation of finishing fast, running the second half of the race in 59:47. As he made the final turn onto Columbus Drive, Kiptum began to sprint as he pumped up the already-roaring crowd. He then broke the tape and smashed Eliud Kipchoge's world record by 34 seconds. Kiptum's world record was the sixth set in Chicago, but the first in the men's race since Khalid Khannouchi in 1999.

2022 Bank of America Chicago Marathon champion Benson Kipruto (KEN) finished second in 2:04:02, while Bashir Abdi (BEL) took third in 2:04:32. Training partners Conner Mantz and Clayton Young became the first two American men to achieve the Paris 2024 qualifying standard by running under 2:08:10. Mantz finished sixth in 2:07:47. Young was seventh in 2:08:00.

The women's field chased the world record as well with two-time defending champion Ruth Chepngetich (KEN) and Olympic gold medalist Sifan Hassan running through the halfway point in 1:05:42. Hassan, just six weeks removed from winning two medals on the track at the World Championships in Budapest, broke away at 30K. While her pace slowed in the closing miles, the move was too big for Chepngetich to overcome. Hassan crossed the line in 2:13:44, the second fastest women's marathon time ever, two minutes ahead of Chepngetich.

Seven American women ran under the Paris 2024 standard of 2:26:50. Leading them was Emily Sisson who finished seventh in 2:22:09, after making an early run at her American record of 2:18:29. Olympic bronze medalist Molly Seidel was eighth in a new personal best of 2:23:07 and Sara Vaughn was tenth in 2:23:24. Gabriella Rooker (2:24:35), Dakotah Lindwurm (2:24:40), Emma Bates (2:25:04) and Tristin Van Ord (2:25:58) also all now have the Paris standard. In her first Bank of America Chicago Marathon since 2010, two-time Olympian Des Linden (USA) broke the U.S. masters record with her 17th place finish in 2:27:35.

The men's wheelchair race was a time-trial effort from Marcel Hug. Hug pushed out to lead from the start and never had competition up front. He shattered his own course record by nearly three minutes, winning his fourth Bank of America Chicago Marathon in 1:22:37. Three-time Chicago champion Daniel Romanchuk (USA) was second in 1:31:34. Jetze Plat (NED) was third in 1:31:40.

The women's wheelchair competition was a battle from start to finish between Susannah Scaroni (USA) and world record holder Catherine Debrunner. The two traded the lead throughout the race with Debrunner taking over for the last time in the final mile. After the turn onto Columbus Drive, Debrunner was able to pull slightly ahead, winning in a new course record of 1:38:44, two seconds ahead of Scaroni. Nine-time Chicago champion Tatyana McFadden, who previously held the course record, finished third in 1:41:17.

More than 48,500 finished the 45th running of the Bank of Chicago Marathon, the most in race history. That includes the event's millionth finisher, Allison Naval of Evanston, Ill.

Jake Caswell of New York, NY was the first non-binary participant to cross the finish line with a time of 2:38:05.

## October 9, 2022

The 44th running of the Bank of America Chicago Marathon saw record performances and ideal race conditions. The women's race immediately turned into a world record chase with defending champion Chepngetich flying out of the start with a 4:47 first mile, leaving spectators to wonder just how fast the 2019 World Marathon champion might run. Running stride by stride with her pacer, she maintained sub five-minute mile pace until the seventh mile when she split 5:02. Chepngetich stayed on world record pace through 40K, but lost speed over the final kilometers of the course, coming home in 2:14:18, the second fastest time in history and a personal best by nearly three minutes.

While Chepngetich dueled the clock, the chase pack barreled out of the start on sub-2:18 pace. Emily Sisson, the American half marathon record holder, was among the group of competitors fighting for the final two spots on the podium. Running steady and even, she picked up the pace with four miles to go, separating herself while embarking on a final quest to break the American women's marathon record. Sisson succeeded, crossing the finish line in 2:18:29 while also collecting the 25K and 30K American records on her way to a runner-up finish. Vivian Kiplagat (KEN), a three-time winner of the Milan Marathon, grabbed the third spot in 2:20:52.

The men's race kicked off with a group of 11 contenders bunched together. Defending champion Seifu Tura (ETH) looked calm and powerful as he waited for someone to make the first move. Ten athletes passed through the half in 1:02:24, outside of a course record pace (2:03:45), but still within striking distance. Bernard Koech (KEN) pushed the pace between the 30K and 35K mark, forcing the pack to fracture. The pack dwindled to four led by Koech, 2021 Boston Marathon champion Benson Kipruto, Tura, and John Korir (KEN). Korir, a two-time winner of the Los Angeles Marathon, surprised many as he looked primed to destroy his personal best, 2:09:08, by about five minutes.

After making the initial break in the race, Koech was the first to drop off the pack. The race remained a three-man fight for position until Kipruto accelerated at mile 24 and did what he does best: used his signature late-race surge to expand his lead, breaking the tape first in 2:04:24, a personal best. Although Tura failed to match the footspeed of a hard-charging Kipruto, he finished second in 2:04:49, the eighth fastest time in Chicago's history. Korir, running in his first Abbott World Marathon Major, placed third with a significant personal best, 2:05:01.

Conner Mantz commanded U.S. fan attention as he attempted to break the American marathon debut record. He missed the record by a mere 20 seconds, running 2:08:16, but he etched his name in another record book as he became the seventh fastest man in U.S. history.

In the women's elite wheelchair competition, Susannah Scaroni, the 5000m world record holder, dropped the hammer in the first mile and took a commanding lead. Like Chepngetich, her race turned into a campaign against the clock. Scaroni dominated to win by four minutes in 1:45:48. She was followed to the line by nine-time Chicago Marathon champion Tatyana McFadden (USA) in 1:49:46. Jenna Fesemyer (USA) came home third in 1:49:54, her fastest time in Chicago.

In the men's elite wheelchair competition, two-time Paralympic gold medalist and 2016 and 2017 Chicago Marathon champion, Marcel Hug, was unstoppable. Aligned with the theme of the day, Hug's race turned

into a solo attempt to break Chicago's longest standing course record, 1:26:56, set by Heinz Frei in 2010. Hug delivered with time to spare, setting a new course record, 1:25:20, to secure his third victory in Chicago. Three-time winner Daniel Romanchuk (USA) trailed eight minutes behind for second in 1:33:11, and six-time Paralympian Aaron Pike (USA) finished third in 1:33:13.

As a part of the event's commitment to inclusivity, participants starting in 2022 had the opportunity to select non-binary as a gender identity at the point of registration. More than 70 participants registered in the non-binary division, with 41 participants completing the marathon on race day. Blank Bruno (USA) finished first in the division with a time of 2:47:12.

## October 10, 2021

After 728 days, the Bank of America Chicago Marathon returned to in-person racing with a reduced field of 26,000 participants to allow for social distancing amid the ongoing COVID-19 pandemic. The elite races crowned new champions as Ruth Chepngetich (KEN) ran away with the victory in 2:22:31 and Seifu Tura (ETH) accelerated to the finish in 2:06:12.

The women's race almost immediately turned into a time trial, with Chepngetich barreling out of the start on a blistering sub-2:12 pace. Chepngetich dropped her pacer eight and a half miles into the race. She decelerated over the final kilometers, dueling warm temperatures and gusting winds over the second half of the race. American Emma Bates ran the best marathon of her career, negative splitting the course to finish second in 2:24:20. American Sara Hall finished third in 2:27:19.

In the men's race, Ethiopia's Shifera Tamru took a page from Chepngetich's playbook and dropped the event's pacer eight miles in, pushing the pace alone before the chase pack reeled him back in. A steady pack of seven men rolled through 19 miles together, but by Mile 21, the pack reduced to three: Seifu Tura (ETH), Galen Rupp (USA) and Eric Kiptanui (KEN). Tura made a move as the 38K mark approached and maintained his lead through the finish. Though Rupp valiantly tried to catch Tura, he was unable to make up the difference and finished second in 2:06:35. Kiptanui hung on for third in 2:06:51.

In the women's elite wheelchair competition, Tatyana McFadden (USA) cemented her legacy in Chicago as the most decorated champion in the event's history, winning her ninth crown while leaving the competition over a minute behind. Yen Hoang (USA) crushed her PR to finish second in 1:50:14, and Jenna Fesemyer (USA) took home third in 1:50:23, her first podium finish in six attempts in Chicago.

Daniel Romanchuk (USA) pulled away from two-time Olympic gold medalist, Marcel Hug (SUI), on Roosevelt Road to race to his third consecutive victory in the men's elite wheelchair competition in Chicago in 1:29:07. Hug finished second in 1:29:08, and Aaron Pike (USA) finished third in 1:29:28. This year marked Pike's 12th Chicago Marathon and his first time finishing in the top three. Johnboy Smith (GBR) finished fourth in 1:29:37, and Rafael Botello Jiminez (ESP) finished fifth in 1:38:27. 2021 stands out as the first time four men broke 1:30 in the same race.

## October 11, 2020

The Bank of America Chicago Marathon launched the 2020 Virtual Experience after the cancellation of the 2020 event in response to the COVID-19 pandemic. The 2020 Bank of America Chicago Marathon Virtual Experience was a week-long celebration that brought the spirit of the marathon to runners around the world. The free experience encouraged everyone to get involved, from running and sharing their story, to cheering on others and giving back by volunteering in their local community or donating to a cause. More than \$10 million was raised by runners through their participation in the Virtual Experience.

## October 13, 2019

The 2019 Bank of America Chicago Marathon was a record setting day with 45,932 runners crossing the finish line in Grant Park. Brigid Kosgei (KEN) delivered on pre-race talk of a potential world record, shattering Paula Radcliffe's world record, 2:15:25, to rewrite history with a jaw-dropping time of 2:14:04. She also swept away Chicago's long-standing course record, 2:17:18, on its 17th anniversary (October 13, 2002).

Prior to the race, Kosgei announced her ambition to dismantle Radcliffe's course record, but when she barreled out of the start on 2:11 pace, it seemed clear that the world record – not just the course record – was in play. Almost immediately, the women's race emerged as an epic duel between Kosgei and the clock. Tucked behind two pacers, she eased into 2:14 pace, splitting the first half in 1:06:59. In spite of the wind picking up over the second half, she maintained her composure – even running a 4:46 mile at mile 24 – to split the second half in 1:07:05.

Ababel Yeshaneh (ETH) and three-time Olympian Gelete Burka (ETH) finished nearly seven minutes behind Kosgei, crossing the line in 2:20:51 and 2:20:55, respectively. The top three women ran the first, 11th and 12th fastest times in Chicago's history. American Emma Bates ran a three-minute personal best, 2:25:27, to finish fourth. Adding to an already extraordinary race, Bates ran the fourth fastest time on Chicago's course by an American woman, and she became the 12th fastest woman in U.S. history. Five American women placed inside of the top 10 and four of them broke the 2:30 barrier.

In stark contrast to the women's race, the men's race bolted out on 2:04 pace with a tightly bunched pack of nine runners, including past Chicago Marathon champions Mo Farah (GBR), Galen Rupp (USA) and Dickson Chumba (KEN). In an unexpected twist, both Farah and Rupp rolled off the back of the pack around mile eight. They never regained contact and Rupp eventually dropped out at mile 23; Farah hung on to finish eighth in 2:09:58, a disappointing result for the European record holder and the defending Chicago Marathon champion.

2019 Boston Marathon champion Lawrence Cherono (KEN), Bedan Karoki (KEN), Dejene Debela (ETH) and Asefa Mengstu (ETH) ran shoulder to shoulder igniting a dramatic sprint to the finish that produced the seventh, eighth and ninth fastest times ever run on Chicago's course. In the end, Cherono took the crown by one second, running 2:05:45. Debela finished second in 2:05:46, Mengstu arrived in third in 2:05:48 and Karoki settled for fourth in 2:05:53. The top three runners posted the closest top three finishes in Chicago's history with just three seconds separating them.

American Jacob Riley entered the finish as the first American in ninth in a personal best, 2:10:36. Jock Merrell (USA), in a spectacular debut, finished a step behind in 10th in 2:10:37. Parker Stinson (USA) and Andrew Bumbalough (USA) topped off an incredible day for U.S. distance running by finishing in 2:10:53 and 2:10:56, respectively. In total, 10 Americans broke 2:12.

In the women's wheelchair competition, reigning Chicago Marathon champion, Manuela Schär (SUI), beat a competitive field by more than four minutes to finish in 1:41:08. Eight-time Chicago Marathon champion, Tatyana McFadden (USA), battled her University of Illinois at Urbana-Champaign teammates to the line to finish second in 1:45:22. Three-time champion Amanda McGrory (USA) finished on the podium in third in 1:45:29 while Susannah Scaroni (USA) finished in an identical time for fourth.

The men's competition saw an invincible Daniel Romanchuk (USA), the reigning champion of the New York, Boston and London marathons, retain his Chicago title with time to spare. In spite of an early pack of 22 men at the 15K mark, Romanchuk sped up around the half and, taking a page from Kosgei's playbook, battled the clock to the finish line. David Weir (GBR) and 2013 Chicago Marathon champion Ernst Van Dyk (RSA) fought to the finish with Weir edging Van Dyk at the line, 1:33:31 to 1:33:32, respectively.



## October 7, 2018

An event-record 44,610 runners crossed the finish line in Chicago's "front yard," Grant Park. Beneath cloudy skies and spotty rain – the first time since 2006 – the Bank of America Chicago Marathon welcomed a diverse field of runners from more than 100 countries, all 50 states and all 50 Chicago Wards. With the reinstatement of pacers and the assembly of a world-class field, the event treated spectators to a variety of thrilling finishes.

In an elite competition stacked with 11 men all with sub 2:08 personal bests and five women who have run 2:20 or faster, the stage was set for a competitive footrace from start to the finish. The men's race saw Sir Mo Farah (GBR) dismantle the European record and run the eighth fastest time in Chicago Marathon history, 2:05:11. 2018 Dubai Marathon champion and course record holder, Mosinet Geremew (ETH), hung on for second in 2:05:24 and Suguru Osako (JPN) smashed the Japanese national record to land on the podium in third in 2:05:50.

Repeating a similar theme from the past three years, the top contenders in the women's field hit the pavement hard from the start and battled out front for as long as they could. 2017 runner up, Brigid Kosgei (KEN), crushed the field when she accelerated before the 20-mile mark and embarked on a solo campaign against the clock to collect her first Abbott World Marathon Majors victory and a new personal best, 2:18:35. Kosgei ran the third fastest time in Chicago Marathon history. 2018 Dubai Marathon champion, Roza Dereje (ETH), ran her second fastest career time to finish second in 2:21:18 and compatriot Shure Demise (ETH) rounded out the top three in 2:22:15.

In the women's wheelchair competition, current world record holder and reigning Tokyo and Berlin Marathon champion, Manuela Schär (SUI), made a bold statement, beating her nearest competitor by almost two minutes. That day marked Schär's sixth start in Chicago, and after finishing second from 2013-2016 and third in 2017, she finally captured the victory, stopping the clock in 1:41:38. 2018 London Marathon champion Madison de Rozario (AUS) finished strong in second in 1:43:16, and Susannah Scaroni (USA) found herself back in the top three for the first time since 2012, finishing third in 1:44:48. For the first time in eight years, Tatyana McFadden (USA) did not win; she finished seventh in 1:56:35.

The men's competition welcomed a new champion, and one of its youngest, 20-year-old Daniel Romanchuk (USA) from the famed University of Illinois Wheelchair Racing Team. Romanchuk outsprinted AbbottWMM Series X and Series XI wheelchair champion, Marcel Hug (SUI) in a duel to the finish line, winning 1:31:34 to the "Silver Bullet's" 1:31:35. Great Britain's David Weir finished third in 1:31:43.

## October 8, 2017

The race celebrated 40 years of running and history with runners from more than 100 countries and all 50 states.

In an elite competition loaded with four world record holders and seven men with sub 2:08 personal bests and six women who had run 2:23 or faster, the stage was set for another year of fantastic finishes. The men's race saw the first American champion crowned since 2002 as three-time Olympian Galen Rupp surged with three miles to go, crushing the field behind him to capture his first Abbott World Marathon Majors (AbbottWMM) victory in 2:09:20. Defending champion and 2012 Olympic Marathon silver medalist Abel Kirui (KEN) hung on to finish second in 2:09:48 and Bernard Kipyego (KEN) arrived a distant third in 2:10:23.

In stark contrast to the men's race, three-time Olympic gold medalist Tirunesh Dibaba (ETH) led a pack of five women through the first half on course record pace and then dropped the hammer immediately after the 13.1 mile mark in an attempt to shake her competitors. Dibaba turned in the second fastest time in Chicago Marathon history, 2:18:31, and the third fastest time in the world that year. Relative newcomer to the

AbbottWMM Brigid Kosgei (KEN) subtracted four minutes from her previous best to finish second in 2:20:22, and American Jordan Hasay became the second fastest American woman in history – and the fastest American woman ever to run Chicago – when she grabbed the final spot on the podium in 2:20:57.

In the women's wheelchair competition, Tatyana McFadden (USA) defended her title in a photo finish, taking home her seventh straight victory and her eighth win at the Bank of America Chicago Marathon, while setting a course record in 1:39:15. Three-time Chicago Marathon champion Amanda McGrory (USA) finished with an identical time for second, and four-time runner up Manuela Shär (SUI) finished third in 1:39:17. For the first time in Chicago Marathon history, the top four women finished faster than the course record.

The men's competition marked a striking departure from the sprint finishes typically seen in Chicago. Defending champion and AbbottWMM Series X winner, Marcel Hug (SUI), clocked the fastest winning time since 2011, 1:29:23. Hug made the turn from Roosevelt Road to Columbus Drive unchallenged by the chase pack. Five-time Chicago Marathon champion Kurt Fearnley (AUS) repeated as the runner up in 1:30:24 and Jordi Madera Jimenez (ESP) trailed him by one second for third, 1:30:25.

### October 9, 2016

Ideal weather conditions greeted runners as thousands of volunteers and more than 1.7 million spectators descended on the city to usher in the 39th annual Bank of America Chicago Marathon. For the second consecutive year, race organizers did not use pacesetters, resulting in championship style racing and head-to-head competition. The men's race saw a new champion crowned as 2012 Olympic marathon silver medalist Abel Kirui (KEN) held off defending champion Dickson Chumba (KEN) down the homestretch, 2:11:23 to 2:11:26, respectively. Gideon Kipketer (KEN) arrived a distant third in 2:12:20. The men's race entertained fans with fartlek-style pace surges and multiple leadership changes.

In stark contrast to the men's race, Florence Kiplagat (KEN) led a pack of women aggressively through the first 19 miles on sub 2:22 pace and then threw down a 5:10 mile to break away from the pack and defend her title in 2:21:32. Double IAAF World Championships Marathon winner Edna Kiplagat (KEN) was the runner up in 2:23:28, and Valentine Kipketer (KEN) claimed the final spot on the podium in 2:23:41.

In the women's wheelchair competition, Tatyana McFadden (USA) defended her title, beating Switzerland's Manuela Schär by one second in 1:42:28, taking home her sixth straight victory and her seventh win at the Chicago Marathon, making her the most decorated champion in race history. The men's competition featured another thrilling finish with the top nine men finishing within 16 seconds of each other. Abbott World Marathon Majors Series X leader Marcel Hug (SUI) edged out Kurt Fearnley (AUS) in a photo finish in 1:32:57, earning his first career Chicago Marathon victory. 2014 champion Joshua George (USA) was a close third in 1:32:59

### October 11, 2015

The 2015 Bank of America Chicago Marathon was another year for the record books: Deena Kastor broke the American Master's record and Tatyana McFadden broke her own course record in the professional wheelchair competition.

For the first time in more than two decades, pacesetters were not at the helm of the race, and in a strategic competition up front, the men's race saw a Kenyan sweep with Dickson Chumba running away from the field in 2:09:25, Sammy Kitwara finishing as the runner-up for the second time in 2:09:50 and newcomer to the Abbott World Marathon Majors, Sammy Ndungu, sprinting down the homestretch for third in 2:10:06. American Luke Puskedra (USA) kicked it in for a fifth-place finish in 2:10:24, becoming just the sixth American over the last two decades to score a top five finish in Chicago.

Florence Kiplagat (KEN), the reigning half marathon world record holder, stayed patient in an aggressive race that saw a strong pack of women bolt from the start on 2:19 pace. Kiplagat finally made her move 40K into the race, breaking the tape first in 2:23:33. Yebrgual Melese (ETH) held on for second in 2:23:43, and Birhane Dibaba (ETH) secured a podium finish in 2:24:24.

On the tenth anniversary of her victory in Chicago, Deena Kastor (USA) finished in seventh place in 2:27:47, breaking the American Master's Record, 2:28:40, set by Colleen De Reuk at the 2005 Chicago Marathon. Kastor now owns the second (2:21:25), fourth (2:26:53) and seventh fastest times run by an American woman on the Chicago Marathon course.

In the women's wheelchair competition, Tatyana McFadden (USA) handily defended her title in a course record time, 1:41:10, taking home her fifth straight victory and her sixth win at the

Bank of America Chicago Marathon since her 2009 debut. The men's competition featured another thrilling finish with the top 11 men finishing within 13 seconds of each other. Kurt Fearnely (AUS) beat his competitors to the line in 1:30:46, earning his fifth career Chicago Marathon victory. In a photo finish for second place, Marcel Hug (SUI) held off 2014 champion Joshua George (USA), both clocking 1:30:48.

### October 12, 2014

The 2014 Bank of America Chicago Marathon witnessed two new records: 40,659 runners crossed the finish line, and more than 10,000 participants raised \$17.3 million for charity.

The men's race opened with a world record chase as a pack of twelve stormed through the first mile in 4:34. The pace simmered as the wind picked up, but the group remained intact through the half. Two pacers led the charge with a 1:02:11 split. In the later stages of the race, pre-race favorites Eliud Kipchoge and Kenenisa Bekele followed the leaders in what grew into a tactical race. Kipchoge, Sammy Kitwara and Dickson Chumba stayed together until Kipchoge made his final move at mile 25. With his victory clearly sealed, Kipchoge strode down Columbus Drive with a smile, stealing the show in 2:04:11. Kitwara and Chumba dueled for second, with Kitwara out-striding Chumba down the homestretch, 2:04:28 to 2:04:32.

American Amy Hastings led the women's race from the gun, hitting the 5K in 17:12 and the 10K in 34:22 with defending champion Rita Jeptoo a few steps behind. Things shifted over the next 5K with Florence Kiplagat and Jeptoo taking over the lead. The pace remained relatively pedestrian until defending champion Rita Jeptoo took the reins and dropped a 16:37 5K between 35K and 40K. Jeptoo easily defended her title, breaking the tape in 2:24:35. Mare Dibaba held on for second in 2:25:37, and half-marathon world record holder, Kiplagat, secured a podium finish in 2:25:57.

The men's wheelchair competition featured an historic finish with the top 11 men finishing within 11 seconds of each other. Josh George edged Kurt Fearnley at the line by one second, 1:32:12 to 1:32:13. In the women's race, Tatyana McFadden handily defended her title, taking home her fourth straight victory, and her fifth in the last six years. In 2013, McFadden became the first male or female athlete to win four World Marathon Majors in one year (she won Boston, London, Chicago and New York).

*\*As a result of a doping violation, World Athletics announced in 2016 that the 2014 result of Rita Jeptoo has been annulled. The official results of the Bank of America Chicago Marathon reflect this change.*

## October 13, 2013

The 2013 Bank of America Chicago Marathon concluded with course records, more than 39,000 finishers, more than \$15 million in charitable fundraising and a record \$253 million economic impact. Kenyan athletes dominated the men's and women's races with historic performances, leading the way for the event record 39,122 runners who crossed the sun-splashed finish line in Grant Park under ideal weather conditions.

Kenya's Dennis Kimetto smashed the men's course record with a 2:03:45 performance, taking 53 seconds off the previous mark set in 2012. The men's race was a world record chase from the start with a 29:20 opening 10K. The pack was whittled down to four when Kimetto and fellow Kenyans Emmanuel Mutai, Sammy Kitwara and Micah Kogo split 14:33 from 30K to 35K. Heading up the Roosevelt Road overpass, it was still a two-way battle between Kimetto and Mutai, with Kimetto grinding away for a seven-second advantage over Mutai at the finish line. Both athletes registered personal best performances, becoming the fourth and fifth fastest marathon performers of all-time. It was also the first time in history that two athletes broke 2:04 in the same race (on a record-eligible course). Michigan native Dathan Ritzenhein was the first American finisher, placing fifth in 2:09:45.

In the women's competition, Kenya's Rita Jeptoo cracked the 2:20 barrier with a winning time of 2:19:57, the fastest women's marathon time in the world in 2013. The lead pack of eight women traveled through the half in a relatively relaxed 1:11:15, but things started to heat up by 25K, when Kenyans Rita Jeptoo and Jemima Sumgong began to separate themselves from the field, leaving defending champion Atsede Baysa of Ethiopia in their wake. Jeptoo's 15:57 split from 35K to 40K sealed her victory and put her in position to break the 2:20 barrier for the first time in her career. Her 2:19:57 ranks as the fifth fastest performance in Chicago Marathon history and she became the first Kenyan woman to break the finish tape on Columbus Drive since Catherine Ndereba in 2001. Clara Santucci, of Dilliner, Pa., was the top American, finishing ninth in 2:31:39.

In the elite wheelchair competition, Tatyana McFadden of the United States won her third straight Chicago Marathon in a course record time of 1:42:35, taking down the previous mark set in 1992. South Africa's Ernst Van Dyk won a sprint finish in the men's wheelchair race to claim his first Chicago title.

## October 7, 2012

The 35th anniversary Bank of America Chicago Marathon proved to be one for the record books. It started with registration selling out in a record six days and ended with an all-time high 37,475 runners crossing the finish line in Grant Park. The event also established new benchmarks in charitable fundraising (\$15.3 million) and economic impact (\$243 million).

After minor improvements on the course record two out of the last three years, Ethiopia's Tsegaye Kebede took advantage of cool weather (the day's high reached 51 degrees) and a stacked elite field to slash 59 seconds from the course mark, becoming the first to break 2:05 in Chicago with his 2:04:38 performance. He led two others under the previous record; Feyisa Lilesa was second in 2:04:52 and Tilahun Regassa third in 2:05:27, making it an Ethiopian sweep of the podium. Kebede also became Chicago's first male champion from

Ethiopia. The top American was Oregon's Dathan Ritzenhein in ninth. His 2:07:47 was a personal best by more than two minutes and made him the third fastest American marathoner of all-time.

Ethiopia's Atsede Baysa clinched the victory after a sprint finish with Kenya's Rita Jeptoo. In the end, Baysa broke the tape a stride ahead, with both athletes recording personal bests, 2:22:03 and 2:22:04, respectively. The dramatic finish tied for the narrowest margin of victory in the history of the women's competition. Kenya's Lucy Kabuu was third (2:22:41). Running her debut marathon, Renee Baillie of the U.S. was eighth in 2:27:17, registering the fifth fastest U.S. debut of all-time.

In the wheelchair division, Tatyana McFadden of the U.S. won her second consecutive title and third in the last four years. In the men's race, Canadian Paralympian Josh Cassidy moved up from fourth the previous year to the top spot on the podium.

*\*As a result of a doping violation, World Athletics announced in 2015 that the 2009-2012 results of Liliya Shobukhova have been annulled. The official results of the Bank of America Chicago Marathon reflect this change.*

## October 9, 2011

The Bank of America Chicago Marathon reached its registration capacity of 45,000 in record time (31 days), which led to the second-largest field in event history (35,755) crossing the finish line in Grant Park. Runners battled another unseasonably warm October day with temperatures peaking at 80 degrees, albeit with low humidity and light winds.

The elite athletes were undaunted by the conditions, as Kenya's Moses Mosop surged to a new men's course record of 2:05:37, breaking Sammy Wanjiru's two-year-old mark. Running just his second marathon, Mosop showed great poise as he withstood a dramatic surge by countryman Wesley Korir between 25 and 30K, before answering with a surge of his own that sprung him to victory. Korir hung on for second in 2:06:15, and Bernard Kipyego third place finish in 2:06:29 made it a Kenyan sweep. America's Ryan Hall placed fifth in 2:08:04, becoming the second fastest American in Chicago history behind a pair of Khalid Khannouchi performances.

Liliya Shobukhova of Russia became the first runner to win three straight Chicago titles, and did so with the second fastest time in event history (2:18:20). Shobukhova had company in Ethiopia's Ejegayehu Dibaba (running her debut marathon) and Japan's Kayoko Fukushi for the first half, before powering away to a nearly four-minute margin of victory. Dibaba's runner-up time of 2:22:09 was the world's second-fastest debut, while Fukushi took third in 2:24:38.

Australia's Kurt Fearnley won a tight wheelchair race with just six seconds separating the top four finishers. His time of 1:29:18 was five seconds faster than the ageless Heinz Frei of Switzerland, who edged Joshua George of the U.S. for second. In the women's race, Tatyana McFadden boldly pulled away after 10 miles and the gamble paid off, as she was dominant in a nearly two-minute victory over Christine Dawes of Australia. McFadden's time of 1:45:03 was the second-fastest in event history.

With 10,000 charity runners representing more than 160 nonprofit organizations, the Chicago Marathon Charity Program netted an event record \$13.4 million in fundraising, while the event's overall impact on the city also grew to \$219 million.

*\*As a result of a doping violation, World Athletics announced in 2015 that the 2009-2012 results of Liliya Shobukhova have been annulled. The official results of the Bank of America Chicago Marathon reflect this change.*

## October 10, 2010

A record number of race finishers (36,088) contributed to a major Bank of America Chicago Marathon milestone—more than a half million finishers since the event's founding in 1977.

Leading the way for the record field of participants were a pair of repeat champions as both Sammy Wanjiru of Kenya and Liliya Shobukhova of Russia defended their titles. In a dazzling rematch of the 2008 Olympic gold and bronze medalists, Wanjiru and Ethiopia's Tsegaye Kebede pushed each other to the limit, with Wanjiru weathering a series of attacks in the final miles before finally prevailing on the incline up Roosevelt Road. Several of the running industry's top commentators remarked that the battle between the two great champions was the finest they had ever witnessed.

Shobukhova's victory, on the other hand, was a runaway by more than three minutes over Ethiopia's Astede Baysa, who held a half-minute lead at 30K. But the patient and measured Russian proved too much in the race's final 12K, as she posted a Russian national record of 2:20:25 for the win. Desiree Davila became the fourth fastest American with her fourth-place finish in 2:26:20, ranking behind only Deena Kastor, Joan Benoit Samuelson and Kara Goucher on the all-time list.

In the men's wheelchair division, a new course record was set by 52-year-old Heinz Frei of Switzerland who blitzed the course in 1:26:56. In the women's wheelchair division, Amanda McGrory of downstate Savoy, IL returned to the winner's circle with a two-second victory over Japan's Wakako Tsuchida.

The Chicago Marathon continued its growth in charitable and economic impact with a record 10,000 charity runners and \$12 million raised for local, national and global causes. With all the fanfare surrounding "Marathon Weekend" in Chicago, the city benefitted from \$170 million in economic impact.

\*As a result of a doping violation, World Athletics announced in 2015 that the 2009-2012 results of Liliya Shobukhova have been annulled. The official results of the Bank of America Chicago Marathon reflect this change.

## October 11, 2009

The 2009 race set a number of new benchmarks, among them a record number of finishers (33,703), a record number of charity runners (8,500) and dollars raised (more than \$10 million), a greater economic impact (\$150 million), a record number of spectators (1.7 million) and a new men's course record (2:05:41).

In a welcome departure from the past two years, race day temperatures started in the low 30s, and the stage was set for a world record attempt by Olympic Marathon gold medalist Sammy Wanjiru of Kenya. With the help of pacemakers, 22-year-old Wanjiru challenged Haile Gebrselassie's 2:03:59 mark with a blistering first half run in 1:02:01. Fellow Kenyans Vincent Kipruto and Charles Munyeki went along for the ride, but the pace slowed during the second half and the world record was no longer in sight. Wanjiru still managed to carve a second off Khalid Khannouchi's course record and take home an additional \$100,000 for his efforts. Morocco's Abderrahim Goumri ran a tactical race for second in 2:06:04, while Kipruto held on for third in 2:06:08.

In the women's race, Russia's Liliya Shobukhova won her first major marathon in only her second attempt at the distance. After a tactical first half, Ethiopia's Teyba Erkesso burst to the lead, trimming down the lead back to the main contenders. Shobukhova displayed unparalleled speed over the final two miles (run at sub five-minute pace), finishing in 2:25:56, with Germany's Irina Mikitenko second in 2:26:31 and 2008 Chicago champion Lidiya Grigoryeva of Russia third in 2:26:47.

Australia's Kurt Fearnley won the men's wheelchair race for the third straight year (1:29:09), and the women's race produced one of the most thrilling finishes in race history, with the top five women all finishing within three seconds. First-time marathoner Tatyana McFadden got the win in 1:50:47.

In the debut of the Nike Northside/Southside Challenge, a high school invitational held on the final 2.6 miles of the Marathon course, Lincoln Way Central runner Kyle Counter beat a field of 71 competitors to finish 52 seconds ahead of second place in 13:35. The girl's champion from Luther North, Stephanie Simpson, won in 16:01, 19 seconds ahead of second place. Fifty-seven high school girls competed in the race.

\*As a result of a doping violation, World Athletics announced in 2015 that the 2009-2012 results of Liliya Shobukhova have been annulled. The official results of the Bank of America Chicago Marathon reflect this change.

## October 12, 2008

With Bank of America at the helm as the new title sponsor and Nike as the new footwear and apparel sponsor, the 2008 race attracted 45,000 participants and closed registration in less than three months. With another year of hot temperatures predicted on race day, almost 33,000 runners started and 31,344 finished. 2008 witnessed several new changes, including a separate start for the men's and women's elite field (starting five minutes before the Open field), an increase in Aid Stations from 15 to 20, and the first-ever handcycle division as the event welcomed the Achilles Freedom Team of Wounded Veterans.

With a star-studded field, the men's elite race went out in a blistering pace, at one point threatening to take down Khalid Khannouchi's course record. But the early pace wilted most of the field by 25K, leaving Kenyans Evans Cheruiyot and David Mandago to battle it out in a two-man race. After another six miles spent running shoulder to shoulder, Cheruiyot, in just his second marathon, pulled away for the victory in 2:06:25, the eighth fastest time in event history.

The women's race went out much more conservatively, with the lead pack moving at a pedestrian pace nearly 15 minutes off the course record. Shortly after the halfway point, Russians Lidiya Grigoryeva and Alevtina Biktimirova broke away from the pack. They matched each other's strides until mile 21, when Grigoryeva emerged as the clear victor (2:27:17). The wheelchair races witnessed Australian Kurt Fearnley and American Amanda McGrory repeat as champions.

## October 7, 2007

The 30th anniversary race was historic in many regards. Both the men's victory by Kenya's Patrick Ivuti and women's repeat championship by Ethiopia's Berhane Adere rank among the most exciting finishes in event history. After a neck-and-neck sprint down Columbus Drive between Ivuti and Moroccan Jaouad Gharib, Ivuti made a final surge, pushing his chest forward to break the tape only hundredths of a second before his opponent. Moments later, Adere surprised Romanian Adriana Pirtea in the final stretch by strategically positioning herself out of Pirtea's peripheral vision and sprinting wide of the finish tape to steal the title. Thinking she was in the final stretch of certain victory, Pirtea was in the midst of pumping her arms to the crowd when she spotted Adere much too late to match her stride. In the wheelchair race, Australia's Kurt Fearnley set a new course record with his speedy 1:28:06, just one second ahead of 2005 champion Krige Schabort, and Amanda McGrory took the women's title.

But the real story of the day was the historic heat. Temperatures soared into the high 80s and combined with high humidity, which forced organizers to halt the race for the first time in its history. Approximately three and a half hours after the official start, runners were rerouted to Grant Park and instructed to stop running as the heat was too intense to ensure their safety. As a result, while the race welcomed its largest field to the start line (36,867), only 25,534 were able to officially finish the race.

On October 1, only six days before the race, Bank of America completed its acquisition of LaSalle Bank and thereby its future involvement with the historic Marathon. The 30th anniversary closed a storied chapter in the race's history, ending its 14-year run as The LaSalle Bank Chicago Marathon, a time during which it experienced tremendous growth in many areas including popularity among runners, civic and community support and international recognition.

## October 22, 2006

Kenya's Robert Kipkoech Cheruiyot outsprinted countryman Daniel Njenga to win an exciting race which presented weather challenges of low temperatures, gusty winds and chilling rain. The race saw Cheruiyot, Njenga, fellow Kenyans Jimmy Muindi and Robert Cheboror and American Abdi Abdirahman separate themselves from the pack near mile 19. With a mile to go, it was just Cheruiyot and Njenga racing for the

title. After setting his eyes on the prize following a 2004 runner-up finish and 2005 third-place finish, Njenga challenged Cheruiyot in the final sprint on Columbus Drive but finished in second place once again. On his approach to the finish line, Cheruiyot slipped and fell just before breaking the tape. On official review, the Kenyan's torso had crossed the plane securing his second consecutive win in a World Marathon Major race.

After leading the women's race at a blazing world record pace in the first half, returning runner-up Constantina Tomescu-Dita of Romania faltered in the second half. Ethiopia's Berhane Adere and Russia's Galina Bogomolova closed the gap by Mile 22. Adere's long strides against Bogomolova's quicker steps proved stronger as she edged ahead and took the win. Both Adere and Bogomolova set new national records for Ethiopia and Russia, respectively, as did third and fourth place finishers Benita Johnson of Australia and Madia Perez of Mexico.

### October 9, 2005

The 2005 Chicago Marathon was a world-class racing event as young champion Felix Limo defeated a deep men's field, and U.S. record holder Deena Kastor claimed victory in a thrilling race against returning 2004 champion Constantina Tomescu-Dita.

It was a tactical battle from the start as the men's field settled in for a cautious 15:35 split in the first 5K. The lead pack was spread 11 athletes-wide across Ashland Avenue about 7.5 miles from the finish. Defending champion Evans Rutto surged ahead at mile 20, but painful blisters dashed his chances to earn a third consecutive victory. Limo accelerated at 40K to take the lead and sprinted to an impressive victory in 2:07:02. Four more Kenyans—Ben Maiyo, Daniel Njenga, Evans Rutto and Patrick Ivuti—all finished within 44 seconds of Limo to set a Chicago record for the fastest top five finishers.

In the women's race, Kastor snatched the lead from Tomescu-Dita shortly after the first 5K and led the defending champion at sub-2:20 pace through the remaining 23 miles. Tomescu-Dita kept a short leash on Kastor through 25K before the American shifted gears and pushed to a 40-second lead with seven miles remaining. But Tomescu-Dita steadily edged her way back into the race before ultimately running out of real estate, as Kastor hung tough for a five second victory over the Romanian record-holder. The win was Kastor's first in a big-city marathon, and the third fastest time ever run by an American. Tomescu-Dita improved her personal best by one minute and 20 seconds, and reset her national record by the same margin.

### October 10, 2004

Awash in bright sunshine, Evans Rutto of Kenya and Constantina Tomescu-Dita of Romania charged to victory in the Chicago Marathon's 27th running. Their world-class runs made the city proud on a day when 33,125 participants from 121 countries crossed the finish line on Columbus Drive.

Rutto, who had not come just to defend his 2003 title but to break the world record, got the victory in a stellar 2:06:16, but was left to wonder what could have been if the wind had not kicked up in the final miles. While he had set his sights on Paul Tergat's time of 2:04:55 set in Berlin the previous fall, the wind was the wild card on a day he had been dealt an otherwise perfect hand. Still, Rutto notched the fourth-fastest winning time in Chicago history, and the second fastest marathon in 2004. The victory kept the 26-year-old undefeated over the marathon distance.

Tomescu-Dita deployed her usual tactic of going out hard and hanging on, which had not yet resulted in victory at a major marathon. But on this day, the Romanian ruled the road. Looking back five times from the corner of Michigan Avenue and Roosevelt Road to the finish on Columbus Drive, she was overcome with emotion as she realized she would win her first major marathon title in a time of 2:23:45, just 10 seconds off her personal best.



## October 12, 2003

The 2003 Chicago Marathon was up for grabs with four-time champion Khalid Khannouchi out of the field due to injury. Kenyan Evans Rutto picked a good year to take on his first 26.2-miler in Chicago. In a seemingly effortless performance, Rutto not only took home the victory, but he set the debut marathon record in 2:05:50. Rutto's time marked the sixth fastest marathon ever run, only eight seconds behind Khalid Khannouchi's course record. The women's victory went to veteran runner Svetlana Zakharova of Russia. Zakharova trailed behind Constantina Tomescu-Dita until mile 25, where she surged ahead to win in 2:23:07.

## October 13, 2002

The 25th anniversary of the Chicago Marathon was simply unforgettable—a beautiful day with a record number of finishers, nearly a million spectators, a new women's world record and the crowning of Chicago's first four-time male winner.

Great Britain's Paula Radcliffe capped off her phenomenal year by shattering the world record with a stunning 2:17:18 performance. Against a topnotch field, including defending champion and former world record holder Catherine Ndereba of Kenya, Radcliffe took control of the race for good after the halfway mark when she clocked mile splits of 5:08, 5:11 and 5:06 from miles 17 through 19. She ran alone and stayed strong during the final stretch up Lake Shore Drive to improve the world record by an amazing 89 seconds, which Ndereba set a year earlier.

After a one-year absence, Khalid Khannouchi returned to win his fourth Chicago title. Competing in the most impressive elite field in the event's 25-year history, Khannouchi went head-to-head with Paul Tergat, defending champion Ben Kimondiu, and two-time London champion Abdelkader El Mouaziz. But it was Toshinari Takaoka who would provide Khannouchi with his biggest challenge as the Japanese 10,000-meter champion broke away from the pack at mile 19 to take a 21-second lead at mile 23. In response, Khannouchi kicked it into higher gear, catching Takaoka by mile 25 near McCormick Place. After taking the lead, Khannouchi kept his furious pace over the last mile and a half to win in 2:05:56, becoming the first marathoner to record three sub-2:06 performances.

## October 7, 2001

The 2001 Chicago Marathon was another historic race—a record number of runners, nearly a million spectators, a pacer surprising all by winning and a new women's world record. In 2001, registration reached a record 37,500 participants.

Catherine Ndereba ran the race of her life, producing a new women's world record with a stunning time of 2:18:47. After a slow start and an early challenge by friend and fellow Kenyan, Lornah Kiplagat, she ran alone most of the second half. Ndereba put the record well within her sights when she ran miles 23 and 24 in 5:12 and 5:09, respectively. Her performance, the first ever sub-2:19 run by a woman, lowered the mark by 59 seconds, set only a week earlier in Berlin.

In one of the most stunning upsets in Chicago Marathon history, Kenya's Ben Kimondiu—a pacesetter hired to push a fast pace for the first half—decided to stay in the race and won in impressive fashion, out-kicking heavily favored Paul Tergat of Kenya in 2:08:52. It was the first and only time in Chicago's history that a pacer led from start to finish. Rod DeHaven was the fastest American, placing sixth with a personal best 2:11:40.

## October 22, 2000

Khalid Khannouchi, in another magnificence display of marathon running, won his third Chicago Marathon in 2:07:01. Khannouchi set the American record after being disappointed at not being able to represent the U.S. in the Sydney Olympics earlier in the year.

In nearly ideal conditions, Khannouchi beat a strong field including Moses Tanui and three other Kenyans: Fred Kiprop, Josephat Kiprono and Peter Githuka. Kenyans finished in the next five places, Kiprono taking runner-up honors 28 seconds behind Khannouchi. Then it was Tanui, Githuka, Kiprop and William Kiplagat. It was also a good day for the American men as eight placed in the top 20, with notable performances by Eric Mack (2:12:42 in his debut) and Josh Cox (2:13:55).

Catherine Ndereba joined Ingrid Kristiansen (1986) as the only women to win Boston and Chicago in the same year. Ndereba's winning time (2:21:33) was the fastest run in 2000. Ndereba shadowed Kenyan compatriot Lornah Kiplagat after closing down an early gap of 15 seconds, finally taking the lead in the 23rd mile. Kiplagat hung on for a personal best 2:22:36. Americans Libbie Hickman, Christine Junkermann and Kristy Johnston ran together for much of the race before Hickman prevailed as the first American in 2:32:09.

A record 27,956 finishers made this race the fourth-largest marathon in history.

### October 24, 1999

Hollywood couldn't have scripted it better: a world record for the men, a photo finish for the women and a monster field. Chicago had it all on this chilly (mid 30s at the start) yet sunny October morning. Kenya's Moses Tanui had a 33-second lead on the pack at Mile 21 when Khalid Khannouchi of Morocco took over the second position. From that point on, it was a two-man race with Khannouchi effectively gaining on the leader. At 40K, as Tanui grabbed his bottle from the elite fluid table, Khannouchi flew by. From that point on, he was chasing only the record book. The men's leaders had already been on world record pace most of the race, but Khannouchi switched into another gear, finishing in an incredible 2:05:42, breaking Ronaldo da Costa's world record by 23 seconds, and becoming the first man to run under 2:06. Tanui finished in 2:06:16, still good for the third fastest marathon ever run. Khannouchi collected \$65,000 for the win, a \$100,000 world record bonus and a new Volkswagen Beetle. American David Morris, an Alaskan native who had been training and racing in Japan, put forth an impressive run of 2:09:32. He finished fourth behind defending champ Ondoro Osoro of Kenya (2:08:00).

Defending champion Joyce Chepchumba of Kenya headlined the women's race. Stunned when she tripped near mile 10 (skinning her left knee, hip and both elbows), she regained her composure and slowly reeled the lead pack back in. In the last several miles the race boiled down to her and fellow Kenyan Margaret Okayo. They arrived at the final stretch on Columbus Drive side by side, with Chepchumba's track speed making the difference as she won by less than one step (2:25:59 to 2:26:00), earning \$80,000 plus a \$15,000 time bonus. In all, \$715,200 of prize money was awarded—the largest payout in event history.

In all, 29,256 runners registered, with 25,145 starters and 24,654 finishers. Participants representing all 50 states, plus 2,241 international runners from a record 80 countries, were cheered on by an estimated 820,000 spectators.

### October 11, 1998

Records were the order of the day once again at the 21st Chicago Marathon with new high marks set for runners (20,063 registrants) and spectators (700,000) under beautiful weather conditions (50s and calm). For only the first time in marathon history, four men with personal bests under 2:08:00 were at the start line: defending champ Khalid Khannouchi of Morocco, Kenyans Moses Tanui and Elijah Lagat and South Africa's Gert Thys. Experience proved fruitless as a marathon rookie stunned the field.

Newcomer Ondoro Osoro of Kenya emerged victorious from the pack, running one of the fastest marathons in history. Khannouchi had a comfortable lead after a surge at mile 21, but ligament damage in his left foot (suffered just two weeks earlier), compounded by a cramping calf, spelled his doom as Osoro surged past him with less than a mile to go, winning the race in 2:06:54. Khannouchi held on for second (2:07:19), with Thys

(2:07:45) and Homewood, IL-based Kenyan Joseph Kahugu (2:07:59) close behind. Osoro set course, world debut, North American and Kenyan national records with the then third-fastest performance of all-time. He earned \$105,000 (\$55,000 for first and a \$50,000 time bonus).

In the women's race, South Africans Colleen De Reuck and Elana Meyer pushed the pace early with Joan Benoit Samuelson's course record of 2:21:21 in sight. The quick pace proved too much, however, as patient Kenyan Joyce Chepchumba stormed past Meyer at mile 19, then De Reuck at mile 22 to win in an impressive 2:23:57, the year's fourth fastest women's time and 15th fastest ever. Chepchumba pocketed \$85,000 (\$55,000 for the win and a \$30,000 time bonus). Defending champ Marian Sutton of Great Britain never found her groove, finishing 10th in 2:35:41.

Race organizers debuted the ChampionChip timing system to ensure exact timing for every runner at the start, half marathon and finish. The 17,731 starters (now an exact count thanks to the Chip) and 17,204 finishers (a 97 percent completion rate), including 40 wheelchair finishers, were all new Chicago records.

### October 19, 1997

The 20th anniversary LaSalle Bank Chicago Marathon was truly a record-breaking event. Perfect weather conditions and an unprecedented 650,000 spectators welcomed a record 16,372 registrants, 14,322 of whom finished the race. In addition, the 1997 race showed a new diversity, with all 50 states and 47 countries represented. The event awarded \$300,000 in prize money and an additional \$197,000 in time bonuses.

Khalid Khannouchi, a Moroccan based in Brooklyn, NY, arrived in Chicago for his marathon debut. Not only did his 2:07:10 give him the victory, but he also set course, debut and North American records while running the fourth-fastest marathon time ever. Khannouchi took home the \$50,000 first prize, plus an additional \$50,000 bonus for his sub-2:07:30 performance. The American men fared well as Jerry Lawson of Jacksonville, FL, placed seventh in 2:09:35, just outside of the American record. Also, Todd Williams of Knoxville, TN, placed 10th in 2:11:17, the second-best American debut time ever. In all, five men cracked 2:09 and eight finished under 2:10.

Great Britain's Marian Sutton won back-to-back Chicago titles. After battling a messy nosebleed beginning at mile 20, Sutton persevered with a personal best 2:29:03. She received \$50,000 plus a \$4,000 bonus for her sub-2:30. In the wheelchair competition, Saul Mendoza of Snellville, GA, and Candace Cable of Truckee, CA, won with times of 1:37:42 and 1:57:32, respectively. This year's event also took a big step in expanding its international field, with 1,074 foreign athletes competing, a 202 percent increase over 1996.

### October 20, 1996

Almost 11,000 runners enjoyed ideal weather conditions for the 19th running of the Chicago Marathon. With a 4:54 minute per mile pace, Englishman Paul Evans won the men's competition in 2:08:52, the eighth fastest time in the world for 1996. Sutton, also of Great Britain, won the women's race in 2:30:41 after trailing American Kristy Johnston for the first 25 miles. Evans and Sutton were both awarded \$40,000 for their victories. Johnston (2:31:06) and fellow American Jerry Lawson (2:10:04) both finished second. Jacob Heilveil won the men's wheelchair competition in 1:39:57 while Ann Walters won the women's race for the sixth year in a row in 1:52:13.

After struggling to find solid financial footing throughout the early 1990s, a long-term agreement with the LaSalle Bank ensured financial backing and stability for the race. With such corporate support, the Chicago Marathon finally had the foundation to be a world-class event for years to come. Furthermore, the Marathon and the Chicago Area Runners Association (CARA), formed in 1978 partly as a protest movement, had long since settled their differences. By 1996, CARA was running its highly successful Chicago Marathon training program, with nearly 700 participants at four different locations throughout the Chicago area.

### October 15, 1995

A brisk morning and gusty winds greeted the 10,802 participants in the 18th running of the Chicago Marathon. The winds quickly died down, but the men's competition remained a strategic one. Running side by side for much of the race, Eamonn Martin of Great Britain bolted past Carlos Bautista of Mexico in the last 200 meters to claim victory by just three seconds. The women's race was not nearly as tight. 1993 women's winner Ritva Lemettinen of Finland returned to Chicago and took the lead in the first two miles of the race. With only 35 men finishing before her, Lemettinen claimed her second Chicago title in 2:28:27, beating her personal best by 51 seconds. Martin and Lemettinen pocketed \$35,000 of the \$250,000 total purse for their victories.

Other finishers included 75-year-old Warren Utes of Park Forest, IL, who set his seventh national age group record with his time of 3:18:07. In the wheelchair competition, James Briggs of Champaign, IL, beat Scot Hollonbeck, also of Champaign, by one second, claiming victory in 1:37:12. Ann Walters, another Champaign resident, kept her streak alive in the women's competition with a victory in 1:57:27.

### October 30, 1994

A new title sponsor and the accompanying financial boost from LaSalle Bank put a freshly christened "LaSalle Bank Chicago Marathon" back among the world's top races, a position not seen since 1986. Over 10,000 runners competed in cool and cloudy weather to make the 17th Chicago Marathon a spectacular event. Luiz Antonio Dos Santos of Brazil successfully defended his title with a time of 2:11:16. Kristy Johnston, a native of Coos Bay, OR, outbattled the women's competition to finish in 2:31:34. After claiming victory, she collapsed into race director Carey Pinkowski's arms at the finish line. Both Dos Santos and Johnston took home \$30,000 out of the \$200,000 total purse for their victories.

### October 31, 1993

Snowfall, 34-degree temperatures and 12-degree wind chills greeted the 6,941 Chicago Marathon runners on Halloween (the latest race date in Chicago's history). Battling whipping wind and snow along the lakeshore, some dropped out with hypothermia. With prize money at \$20,000 for the first men's and women's finishers, Luiz Antonio Dos Santos of Brazil and Ritva Lemettinen of Finland trudged through the wintry conditions to claim victory with the fastest winning times since 1990. Dos Santos became the third straight Brazilian man to win while Lemettinen was briefly disqualified with charges of running behind two male pacers who blocked the wind from her path, a violation of USA Track & Field Rule 66. The decision was later overturned due to unclear wording of Rule 66, and her victory was restored. Ann Walters won the women's wheelchair competition, continuing the streak she started in 1991. This year marked her easiest victory in 1:57:34; she was the only female competitor.

### October 25, 1992

Under perfect running conditions, 8,214 runners competed in the 1992 Chicago Marathon. With a lack of depth of world-class runners, Chicago's 15th edition was difficult to predict. Jose Cesar DeSouza, with his unmatched 5:11 per mile pace, won the men's competition to become the second consecutive champion from Brazil. Linda Somers of Pleasant Hill, CA, set a personal best, winning the women's race by a two-minute margin. She would later represent the U.S. in the marathon at the 1996 Olympic Games. However, both winning times were the slowest since 1981. DeSouza and Somers each walked away with \$7,500 for their victories. In the wheelchair competition, Ann Walters, uncontested, set a new course record of 1:44:29, a record that still stands today.

### October 27, 1991

The 14th Chicago Marathon did not start on a positive note. The loss of another title sponsor drastically reduced the prize money for winners to \$7,500, compared to \$30,000 the previous year. Around 7,500 started the race, but only 5,908 crossed the finish line. Thus, even with ideal racing conditions, Joseildo Rocha of Brazil and Midde Hamrin-Senorski of Sweden finished with the slowest winning times since 1981 for both men and women. Ann Walters won the women's wheelchair competition in 1:53:33, a streak she would continue for the next six years through 1996. No other athlete has won six consecutive Chicago Marathon titles.

### October 28, 1990

As a result of the hard work of new race director Carey Pinkowski, the 1990 race was a big success. Pinkowski was the youngest director of any major U.S. marathon. More important than his effective management, however, was that Pinkowski brought the Chicago Marathon together with the Chicago Area Runners Association (CARA). As a result, he was able to get local runners and running clubs more involved than ever before in the race, especially as volunteers.

On race day, the finish could not have been more exciting. Mexico's Martin Pitayo and Poland's Antoni Niemczak ran the final 10 miles of the race side by side. At the last possible moment, Pitayo surged ahead to beat Niemczak by less than a step; the 0.3 second margin of victory was the narrowest in race history. Meanwhile, in her first U.S. marathon appearance, Portugal's Aurora Cunha took the women's title with a personal best time of 2:30:11. Pitayo and Cunha claimed \$30,000 each out of the \$250,000 total purse for their victories. The winners were not the only stars of the day. Local resident Ann Clark enjoyed celebrity status as spectators applauded her finish and asked her to pose with them in pictures. The 81-year-old from Carol Stream, IL, who didn't take up running until age 64, finished in 5:46.

### October 29, 1989

Along with the other 8,529 runners who started the race, and in stark contrast to the previous year, Paul Davis-Hale of Great Britain and America's Lisa Weidenbach battled unseasonably warm temperatures, 64 percent humidity and windy conditions that accompanied the 12th Chicago Marathon. Davis-Hale won the race in 2:11:25. Weidenbach, while breaking her personal best time, became Chicago's second repeat women's champion. Both winners walked away with \$50,000 in prize money. The oldest competitor in the race was 84-year-old Ida Mintz, who finished in 6:07. In the wheelchair competition, America's Scot Hollonbeck won for the men in 1:45:30, and Ann Cody-Morris won for the women in 1:58:51.

### October 30, 1988

With 8,700 registered runners, the Chicago Marathon was back in 1988 after a one-year demotion as a half marathon, and with a new title sponsor in Old Style. Runners were greeted with unseasonably cold temperatures in the 30s. The chilly conditions could not stop Alejandro Cruz of Mexico and Lisa Weidenbach of the U.S. from claiming victory over the 5,795 finishers. Cruz broke his country's record with a personal best of 2:08:57. Weidenbach, of Seattle, WA, became just the fifth American woman to run a sub-2:30 marathon with her personal best 2:29:17. The champions took home a then-record \$50,000 each out of the \$350,000 total purse for their victories.

### October 25, 1987

Due to a loss in sponsorship, the Chicago Marathon was not held in 1987. However, a half-marathon was organized to provide Chicago's runners with a low-budget alternative. Taster's Choice was the sponsor of the event called the Columbian Select Half-Marathon. Steve Jones, by now a hero in Chicago, returned to claim victory in 1:04:20. Kim Ballentine of Brentwood, MO, won the women's division in 1:18:20.

## October 26, 1986

The 10th anniversary Chicago Marathon delivered great racing weather. Despite the 90 percent humidity, temperatures remained in the upper 50s, providing comfortable conditions for the 12,000 runners who started the race. Japan's Toshihiko Seko took the lead after 22 miles and went on to win in 2:08:27. Norway's Ingrid Kristiansen dominated the women's competition by more than two minutes. Both winners received \$40,000 for their victories. However, the rest of the 8,173 runners who finished did not go home empty-handed. Due to high popularity the previous year, race officials doubled the number of massage tables and therapists, giving more than 500 racers treatment for their tired muscles.

## October 20, 1985

The 1985 race featured the largest number of runners Chicago had seen to date, and the fastest. Nearly 10,000 competed as Great Britain's Steve Jones and America's Joan Benoit Samuelson claimed victory. Jones' goal was to set another world record, as he had done the previous year, but he missed Carlos Lopes of Portugal's mark by just one second. His victory earned him \$35,000 for winning, \$10,000 for setting the new course record and \$13,000 in time bonuses for running under 2:08.

The women's competition featured one of the top fields ever assembled, with the then-second-, fourth- and fifth-fastest times in the world being set. Ingrid Kristiansen of Norway, the world record-holder; Joan Benoit Samuelson, the 1984 Olympic Marathon gold medalist; and Rosa Mota of Portugal, the Olympic Marathon bronze medalist and Chicago's defending champion, battled for victory. Not only did Benoit Samuelson win (missing Kristiansen's world record by just 15 seconds), but she established new American and course records.

## October 21, 1984

Despite cold temperatures and a steady downpour of rain, nearly 8,000 runners started the race, including 70 world-class athletes; both totals were event records. Great Britain's Steve Jones delivered Chicago's first-ever world record, establishing the event's reputation on the international stage. According to Jones, "I had no idea what kind of pace I was running and no idea how fast they were running. I got to 24 and a half and 25 and the press truck left to go to the finish line. A writer from London shouted that if I kept it under five-minute pace, I had a chance for the record. I was confused and thought he meant a course record!" While defending her title, Portugal's Rosa Mota also broke the women's course record she set the previous year. For their wins, Jones and Mota took home \$35,000 each out of the \$250,000 purse. This year's race also marked the first official wheelchair competition, with five men and one woman competing. Robert Fitch from East Lansing, MI took the men's title in 2:35:06 while Jonnie Baylark from Bellwood, IL won the women's race in 3:29:10.

## October 16, 1983

Almost 7,000 runners came out for what would be the most competitive race Chicago had ever seen. Mere feet from the finish, Joseph Nzau of Kenya surged ahead and out-leaned Hugh Jones of Great Britain to win the race by half a second (2:09:44.3 to 2:09:44.8). Nzau would be the first of many Kenyan victors in Chicago, although East African dominance would not take hold of the sport for another decade and a half. In the women's competition, Rosa Mota of Portugal took over the lead with one mile left, beating Anne Audain of New Zealand and setting a new course record. Although the race was called "America's Marathon," \$113,000 out of the \$135,000 prize purse went to 15 men and women from 11 foreign countries. A record 250,000 Chicagoans cheered on the participants, helping 5,237 mostly local runners make it to the finish.

## September 26, 1982

The sixth annual Chicago Marathon was an international affair, with over 30 world-class runners from eight different nations competing among the 6,014 racers, 4,642 of whom finished. But it was Americans Greg Meyer and Nancy Konz, both from Massachusetts, who won the day, both establishing new course records (by three and 12 minutes, respectively). Not only did they take home the thrill of victory, but also the event's first prize money checks (\$12,000 for each out of a \$77,000 purse).

## September 27, 1981

While most runners were sleeping, two participants began the 1981 Chicago Marathon at 2 a.m. on Sunday in order to finish the entire 26.2-mile course by the 3:30 p.m. deadline...walking. At the regular start time, another 5,400 joined them, ages seven to 78 years old, including 12 corporate teams, two wheelchair entrants and one blind runner. With 1,800 volunteers helping out along the way and 25,000 spectators, Iowa's Phil Coppess, running his third marathon, and Tina Gandy of Minnesota raced against 25 mile per hour winds on their way to victory.

## September 28, 1980

With temperatures in the low 60s, more than 4,600 runners turned out for a race in ideal conditions. Frank Richardson, a newlywed of just 49 days from Iowa, and Sue Peterson, a Californian who crossed the finish line alongside her husband Pete, claimed victories with the fastest winning times Chicago had seen to date. Ida Mintz, 74, finished the race with her son, daughter-in-law and grandson in 4:45, claiming the title of the world's oldest female marathoner. Jane Schiff was the Chicago Marathon's first unofficial wheelchair winner with a time of 3:02:38. Proceeds of the 1980 race went to the Chicago Boys Club.

## October 21, 1979

After miserable running weather the previous year, race organizers attempted to avoid similar conditions by pushing the race date back to October. Despite these efforts, temperatures were once again against runners' favor as 3,700 race starters battled the 77 degree heat, 81 percent humidity and 20 mile per hour wind gusts along the lakefront. Due to the challenging conditions, only 2,869 runners finished the race. Dan Cloeter, the 1977 winner, returned to claim the men's victory. Shortly after winning, he collapsed with severe dehydration. Nancy Reid and Donna Simmons illegally "dropped in" to place first and second for the women, but were disqualified when it was proven that they did not run the entire race. This gave the victory to 15-year-old Laura Michalek of Berwyn, IL, the youngest winner in Chicago Marathon history. Also for the record book, both the men's and women's times are still Chicago's slowest winning times. Beatrice Foods sponsored the race for the first time, providing their Tropicana orange juice and Dannon yogurt to exhausted runners at the finish line.

## September 24, 1978

Organizing the second Chicago Marathon was not an easy task. Controversy surrounding the start time and entry fee developed, leaving founders divided. On one side were those who wanted a \$10 entry fee and a noon kick-off. The later start time would draw more spectators and publicity, while also allowing out-of-town participants more travel time. On the other side were those who felt \$10 was too expensive and that a noon start time could be detrimental to the runners, especially the slower participants who would be running in the heat of the afternoon. They also felt that organizers were putting the interest of the media before that of the runners. While the \$10 entry fee remained, a compromise of a 10:30 a.m. start time was finally reached. (In November 1978, Dr. Noel Nequin, along with Erma Trantor, Sharon Mier and other protesters, ended their involvement and formed the Chicago Area Runners Association (CARA) to manage races for runners' protection.)

On race day, thousands of participants wore black armbands in protest of the later start time. The Chicago Marathon quickly became a dual competition—the race against time and the battle against the heat. With lakefront temperatures reaching 85 degrees, nearly 300 runners were treated for blisters or heat exhaustion, while 10 more were taken to local hospitals for heat-related issues and dehydration. But the warm temperatures couldn't stop Arizona's Mark Stanforth or South Dakota's Lynae Larson. Both conquered the heat to claim victory over the 4,053 finishers. For the first time in U.S. history a dual start was used, the two points a block apart, which helped spread out the 5,200 starters. Plenty of water was available to help quench thirst, and most agreed that the second Chicago Marathon was a success.

## September 25, 1977

More than 4,200 runners gathered at Daley Plaza for the first Mayor Daley Marathon, making it the largest marathon in the world at the time in terms of registered runners. Dan Cloeter of Indiana and Dorothy Doolittle of Texas battled the crowds to become Chicago's first winners in a race that with 2,128 finishers. Other competitors included Wesley Paul, an eight-year-old who finished in 3:15:20, setting a world record in his age group. Jack Donahue was the final person across the finish line at 7:09:42. The only glitch of the race occurred when the ceremonial starter's cannon misfired into the crowd, injuring two spectators. Ironically, the two burned were the wife and daughter of Wayne Goeldner, an original race founder. Despite the accident, the event ran very smoothly and, as advertised, was an event for the whole city to enjoy.

## The Founding

In November 1976 at the Metropolitan YMCA on LaSalle Street, five key founders of what would eventually become the Bank of America Chicago Marathon met to begin discussions and planning. Those present included Wayne Goeldner, physical education director of the Hyde Park YMCA; Wendell "Wendy" Miller, a partner in a financial advising firm and founder of Midwest Masters Running Club; Bill Robinson, executive director of Friends of Parks; Sharon Mier, director of women's sports at the Loop Center YMCA; and Dr. Noel Nequin, director of cardiac rehabilitation at the Swedish Covenant Hospital. At this meeting, the group decided it was time for a marathon in Chicago.

Talks of a marathon continued, but little was actually done to stage the race. The turning point came in May 1977 when Dr. Nequin organized the first "mega" race in Chicago—the Ravenswood Bank Lakefront 10-Mile Run. The race was a great success, with more than 1,000 runners participating, up from an expected 200-300. Michael Bilandic, Chicago's new mayor and an avid runner, was invited to the event. Not only did he show up to lend his support, but he and his wife, Heather, also handed out the awards to the winners. The mayor's strong support and overwhelming runner participation gave the marathon's founders, who weren't quite sure if a marathon could succeed in Chicago, the inspiration they needed to make the city's first 26.2-mile road race a reality.

Suddenly, 1977 became a landmark year for running in Chicago. Several other shorter races were organized for the first time in addition to the Chicago Marathon, including the Chicago Distance Classic with almost 5,000 runners, an unheard number of participants at the time. But running fever did not stop with the new races. After seeing the success of the Lakefront 10, Mayor Bilandic decided to make Chicago "the running capital of the world." To further show his support, Bilandic turned five miles of an old equestrian path along the lakefront into jogging paths, creating a scenic course for runners that today stretches 18 miles and serves as the hub of the Chicago running community. Thus, with all of the new events and opportunities, the sport of running in Chicago was enjoying a groundswell of excitement and participation.

By July 1977, Wendy Miller approached his friend and fellow Chicago businessman Lee Flaherty to rally support. Miller convinced Flaherty, a running enthusiast himself, to have his company, Flair Communications, be the official sponsor of the Chicago Marathon. Dr. Nequin and Flaherty then had a lunch meeting at the Drake Hotel with William Daley, son of the late Mayor Richard J. Daley, about naming the event. Following the meeting, the Daley family gave its blessing to name the race the Mayor Daley Marathon.

Initially set up with a \$5 entry fee and an 8 a.m. start time, the race was scheduled for September 25, 1977, and specific jobs were distributed amongst the founders. Dr. Nequin was the medical director; Miller was the race director; Goeldner was in charge of registration; Mier was responsible for organizing 700 volunteers to marshal and officiate the race; and Robinson was treasurer. In addition, Erma Trantor, a friend of Mier's, was hired to be the race coordinator; Ruth Ratny, a business friend of Flaherty's, was the publicist.

The first ever Mayor Daley Marathon was soon to be a great success. Ads declared it the "people's race anyone can come and enjoy," and that was the approach organizers took. Then, on September 25, the hard work of many dedicated people who established the race as something for the entire city, paid off.



**ABBOTT WORLD MARATHON MAJORS..... 161**  
ABOUT THE ABBOTT WORLD MARATHON MAJORS..... 162  
PAST SERIES CHAMPIONS..... 165  
ABBOTT WORLD MARATHON MAJORS EVENTS..... 167



## **ABOUT THE ABBOTT WORLD MARATHON MAJORS**

For runners across the globe, competing in an Abbott World Marathon Majors (AbbottWMM) race is a significant accomplishment. Six of the largest and most renowned road races in the world—the Tokyo, Boston, TCS London, BMW BERLIN, Bank of America Chicago, and TCS New York City marathons—make up the AbbottWMM. The organization delivers several unique benefits to runners:

- Unparalleled experiences: Operational excellence at each race ensures a premium race-day journey for runners.
- A professional series – the best professional athletes in the world competing to become the Series Champion.
- Promotion of marathon running – AbbottWMM organizers aggressively champion anti-doping protocols and make many other efforts to move the sport forward.

## **HISTORY**

Organizers of the Boston, London, Berlin, Chicago and New York City marathons joined together in 2006 to create Abbott World Marathon Majors (AbbottWMM) with a mission of providing global leadership in elite and mass participation marathons. The Tokyo Marathon entered the collective in 2013. These industry-leading organizations are now united in their effort to advance the sport, raise awareness of marathons' elite athletes and inspire the world through marathons.

In October 2014, Abbott, a global healthcare company, and the World Marathon Majors announced a new partnership. Abbott became the race series' first-ever title sponsor, effective at the 2015 Tokyo Marathon.

A new series format—a one-year cycle of qualifying races—was announced in February 2015, beginning at the 2015 Tokyo Marathon, replacing the previous two-year series format. In April 2015, it was also announced that the series would expand to include wheelchair athletes, starting at the 2016 Boston Marathon.

AbbottWMM is currently in a strategic partnership with Infront Sports to conduct an evaluation process of three candidate marathons with aspirations to join the AbbottWMM series. This partnership aims to expand the series to nine races, adding events in three new territories: Australia, Africa and China.

Dawna Stone was appointed as the Chief Executive Officer of the World Marathon Majors in July 2022.

## **ABBOTTWMM WANDA AGE GROUP WORLD RANKINGS**

The Abbott World Marathon Majors (AbbottWMM) Marathon Tours & Travel (MTT) Age Group World Rankings began in 2018 and the sixth series of qualifying ends December 31, 2024.

The inaugural AbbottWMM MTT Age Group World Championships was delayed due to the COVID-19 Pandemic and was held for both first and second edition qualifiers as part of the TCS London Marathon on October 3, 2021.

The second World Championships was again held as part of the TCS London Marathon on October 2, the 2023 AbbottWMM MTT Age Group World Championships was held as part of the 2023 Bank of America Chicago Marathon and the 2024 edition was recently held at the 2024 TCS Sydney Marathon presented by Asics.

Participants in an AbbottWMM MTT Age Group World Ranking qualifying race earn a position in the rankings based on their finish time aligned with the following age groups for men and women: 40-44, 45-49, 50-54, 55-59, 60-64, 65-69, 70-74, 75-79, 80+.

## SIX STAR FINISHERS

The Six Star system was launched at the 2016 Tokyo Marathon with more than 17,000 runners having completed the milestone (as of September 2024) and received the much sought-after Six Star medal.

## ABBOTTWMM GLOBAL RUN CLUB

The AbbottWMM Global Run Club launched in August 2020 and aims to bring together the global community of marathon runners on a virtual platform. Alongside free monthly challenges and races, the club stages two virtual Global Marathons each year with top-ranked runners earning an invite to the AbbottWMM MTT Age Group World Championships the following year. The current Global Marathon can be completed any time from September 15 to November 3.

For more information, visit [www.abbottwmmglobalrunclub.com](http://www.abbottwmmglobalrunclub.com)

## SERIES FORMAT

The champions of the Abbott World Marathon Majors (AbbottWMM) are crowned following the final race of the calendar year, the TCS New York City Marathon. The elite Abbott World Marathon Majors Series consists of the six Majors along with the Olympic/Paralympic Marathon and the World Athletics/World Para Athletics Championships Marathon in the years that they occur.

Series XVI began at the 2024 Tokyo Marathon and will conclude at the TCS New York City Marathon on November 3, 2024.

Points System: The champions of the AbbottWMM Series are the male and female athletes who score the greatest number of points from Qualifying Races during the Series. During each scoring period, points from a maximum of two Qualifying Races will be scored. An athlete must start in two Qualifying Races over the Series cycle to be eligible for the championship. If an athlete earns points in more than two events, the athlete's highest two finishes will be scored. The Wheelchair Series follows the same rules, but points from an athlete's best four races count towards the total, or best five during years with Paralympic Games or World Championships.

Points are allocated following each race as follows:

<b>1st place</b>	<b>2nd place</b>	<b>3rd place</b>	<b>4th place</b>	<b>5th place</b>
25 points	16 points	9 points	4 points	1 point

Doping Violations: Under AbbottWMM rules, no athlete who has been found guilty of any anti-doping rules enforced by World Athletics, World Anti-Doping Association (WADA), National Federations, or any of the individual AbbottWMM races is eligible to win the AbbottWMM championship title. Athletes must comply with the AbbottWMM Code of Conduct.

## **ABBOTT WORLD MARATHON MAJORS RACES – SERIES XV**

<b>Race</b>	<b>Date</b>
Tokyo Marathon	Sunday, March 3, 2024
Boston Marathon presented by Bank of America	Monday, April 15, 2024
TCS London Marathon	Sunday, April 21, 2024
2024 Olympic Marathon	August 10/11, 2024
2024 Paralympic Marathon	Sunday, September 8, 2024
BMW BERLIN-MARATHON	Sunday, September 29, 2023
Bank of America Chicago Marathon	Sunday, October 13, 2024
TCS New York City Marathon	Sunday, November 3, 2024

## **ABBOTT WORLD MARATHON MAJORS SERIES XIV LEADERBOARDS**

Men's open field: <https://www.worldmarathonmajors.com/elite-series/leaderboards>

Women's open field: <https://www.worldmarathonmajors.com/elite-series/leaderboards>

Men's wheelchair field: <https://www.worldmarathonmajors.com/elite-series/leaderboards>

Women's wheelchair field: <https://www.worldmarathonmajors.com/elite-series/leaderboards>

## PAST SERIES CHAMPIONS

Series I (2006–07)

Men: Robert K. Cheruiyot, Kenya

Women: Gete Wami, Ethiopia

Series II (2007–08)

Men: Martin Lel, Kenya

Women: Irina Mikitenko, Germany

Series III (2008–09)

Men: Samuel Wanjiru, Kenya

Women: Irina Mikitenko, Germany

Series IV (2009–10)

Men: Samuel Wanjiru, Kenya

Women: Irina Mikitenko, Germany\*

Series V (2010–11)

Men: Emmanuel Mutai, Kenya

Women: Edna Kiplagat, Kenya\*

Series VI (2011–12)

Men: Geoffrey Mutai, Kenya

Women: Mary Keitany, Kenya

Series VII (2012–13)

Men: Tsegaye Kebede, Ethiopia

Women: Priscah Jeptoo, Kenya

Series VIII (2013–14)

Men: Wilson Kipsang, Kenya

Women: Edna Kiplagat, Kenya\*\*

Series IX (2015–16)

Men: Eliud Kipchoge, Kenya

Women: Mary Keitany, Kenya

Series X (2016–17)

Men: Eliud Kipchoge, Kenya

Women: Edna Kiplagat, Kenya\*\*\*

Series XI (2017–2018)

Men: Eliud Kipchoge, Kenya

Women: Mary Keitany, Kenya

Series XII (2018–2019)

Men: Eliud Kipchoge, Kenya

Women: Brigid Kosgei, Kenya

Series XIII (2020–2021)

Men: Albert Korir, Kenya

Women: Peres Jepchirchir & Joyciline Jepkosgei, Kenya

Series XIV (2022)

Men: Eliud Kipchoge, Kenya

Women: Gotytom Gebreslase, Ethiopia

Series XV (2023)

Men: Kelvin Kiptum, Kenya

Women: Sifan Hassan, Netherlands

Wheelchair Series X (2016-17)

Men: Marcel Hug, Switzerland

Women: Tatyana McFadden, USA

Wheelchair Series XI (2017-18)

Men: Marcel Hug, Switzerland

Women: Tatyana McFadden, USA

Wheelchair Series XII (2018-19)

Men: Daniel Romanchuk, USA

Women: Manuela Schär, Switzerland

Wheelchair Series XIII (2019-21)

Men: Marcel Hug, Switzerland

Women: Manuela Schär, Switzerland

Wheelchair Series XIV (2022)

Men: Marcel Hug, Switzerland

Women: Susannah Scaroni, USA

Wheelchair Series XV (2023)

Men: Marcel Hug, Switzerland

Women: Catherine Debrunner, Switzerland

*\*Liliya Shobukhova (RUS) was the original winner of Series IV and V but she was banned from competition for a doping violation in April 2014 and all her results from Oct. 9, 2009 have been annulled.*

*\*\*Rita Jeptoo (KEN) won four races in the 2013/14 series but gave positive A and B samples in an out-of-competition test in September 2014. Her standings and the final results of the 2013/14 Series have been determined at the completion of the due legal process and the outcome of an appeal. As a result, the Series VIII title has been awarded to Edna Kiplagat.*

*\*\*\*Edna Kiplagat was crowned women's Series X champion following the doping investigation and legal process against Jemima Sumgong (KEN), who won two races but gave a positive sample in an out-of-competition test in February 2017.*

## ABOUT THE TOKYO MARATHON

Organized by the Tokyo Marathon Foundation, the inaugural Tokyo Marathon was held on February 18, 2007. Through its theme, “The Day We Unite,” the Tokyo Marathon has gathered together runners, volunteers and spectators for 16 years. In 2011, the Tokyo Marathon implemented its own charity program, “Run with Heart” through which donors can contribute to various charitable activities.

Since the 10th anniversary event in 2016, the official race logo has been renewed to represent the portrayed images of the runners, volunteers and cheering crowds along the course, which signifies the race theme “The Day We Unite.” In addition, the 2017 Tokyo Marathon began a new course that finishes in front of the Tokyo station area, and in 2018 saw a new Japanese record set for the first time in 16 years. The 2020 Tokyo Marathon was held by limiting the entries to elites and wheelchair elites in response to COVID-19. As the event served as the Olympic trials for the Tokyo 2020, many record-breaking times were established, such as the new national record (2:05:29) set by Suguru Osako. In 2022, the Tokyo Marathon returned after two years with a reduced field size, where astonishing course records were set for both men and women. The Tokyo Marathon 2024, whose slogan is “Tokyo, My favorite place...” is scheduled to be held on March 3, 2024 with a normal field size of 38,000.

## INAUGURAL RUNNING

2007

## LARGEST FIELD (TOTAL FINISHERS)

36,751 (2023)

## RECENT PARTICIPATION

Year	Finishers	Men	Women
2014	34,126	27,203	6,923
2015	34,049	26,827	7,222
2016	34,697	27,121	7,576
2017	33,974	26,278	7,696
2018	34,542	26,637	7,905
2019	35,460	27,253	8,207
2020	165	118	47 (Elite only race)
2022	18,272	15,061	3,211*
2023	36,751	28,090	8,661

\*The 2022 event was held as the 2021 Tokyo Marathon.

## PRIZE PURSE

¥49,780,000 (approx. \$364,206) in total. Additional record bonuses also available.

\*¥11,000,000 (approx. \$80,000) apiece for the male and female champions, and ¥2,000,000 (approx. \$14,624) for male and female wheelchair champions.

## OFFICIAL CHARITIES

In the Tokyo Marathon 2024, 40 official charity programs will be actively carrying out their own promotional efforts, directly seeking donations.

## **EVENT RECORDS**

Open men: Eliud Kipchoge, KEN, 2:02:40 (2022)

Open women: Brigid Kosgei, KEN, 2:16:02 (2022)

Wheelchair men: Marcel Hug, SUI, 1:20:57 (2023)

Wheelchair women: Manuela Schar, SUI, 1:36:43 (2023)



## ABOUT THE TCS LONDON MARATHON

In 1979, after running the New York City Marathon with John Disley, Chris Brasher questioned whether London could stage such a festival: “We have the course . . . but do we have the heart and hospitality to welcome the world?” Later that year, Brasher travelled to America and witnessed the Boston Marathon and revisited the New York City race, studying their organizations and finances. On his return, Brasher and Disley secured a three-year contract with Gillette for £75,000, established the organization’s charitable status, and set down six main aims for the event. The first London Marathon was then held on March 29, 1981 when there were 6,255 finishers, led home by American Dick Beardsley and Norwegian Inge Simonsen who crossed the finish line hand in hand. Joyce Smith broke the British record to win the women’s race.

The London Marathon has subsequently raised more than £1 billion for charity since 1981 and had more than one million finishers. The race is viewed in more than 196 countries worldwide and watched by between four and five million viewers in the UK via the BBC.

The Covid-19 pandemic meant the London Marathon was held in October for three years (between 2020 and 2022) before returning to its traditional April slot for the first time since 2019 this year (2023). The 2021 event was the biggest marathon ever staged when 35,838 participants finished the traditional mass route from Greenwich to Westminster in the center of London and another 23,193 people participated in the virtual London Marathon, wherever they were in the world.

After three years of the London Marathon being held in October due to the Covid-19 pandemic, the event returned to its traditional slot of April in 2023, setting a record for the largest number of finishers in the mass event when a total 48,788 people crossed the iconic finish line on The Mall.

## INAUGURAL RUNNING

1981

## LARGEST FIELD (TOTAL FINISHERS)

48,788 finishers (2023)

## RECENT PARTICIPATION

Year	Finishers	Men	Women	Non-Binary
2014	35,800	22,608	13,272	
2015	37,671	23,281	14,390	
2016	39,140	24,020	15,120	
2017	39,487	23,978	15,509	
2018	40,272	23,771	16,501	
2019	42,549	24,804	17,788	
2020 (virtual)	37,966	19,223	18,743	
2021 (mass)	35,838	21,436	14,402	
2021 (virtual)	23,193	11,601	12,312	
2022 (mass)	40,627	23,739	16,888	
2022 (virtual)	7,493	3,734	3,759	
2023 (mass)	48,788	28,484	20,216	88
2023 (virtual)	4,450	2375	2061	12

## ESTIMATED NUMBER OF SPECTATORS

750,000

## **PRIZE PURSE**

Elite men and women (open division): \$313,000

\$55,000 apiece for the male and female champions + time and record bonuses

Elite men and women (wheelchair division): \$199,500

\$35,000 apiece for the male and female champions + record bonuses

## **OFFICIAL CHARITY**

Samaritans (2024)

## **COURSE RECORDS**

Open men: Kelvin Kiptum, KEN, 2:01:25 (2023)

Open women (women's only): Mary Keitany, KEN, 2:17:01 (2017)

Open women (mixed): Paula Radcliffe, GBR, 2:15:25 (2003)

Wheelchair men: Marcel Hug, SUI, 1:23:44 (2023)

Wheelchair women: Catherine Debrunner, SUI, 1:38:24 (2022)

## **ORGANIZATION INFORMATION**

Hugh Brasher, Event Director

London Marathon Events

Marathon House

190 Great Dover Street

London SE1 4YB

[www.tcslondonmarathon.com](http://www.tcslondonmarathon.com)

## **MEDIA CONTACTS**

Penny Dain, Marketing & Communications Director

Ryan Goad, Head of Communications and TV

[Media@londonmarathonevents.co.uk](mailto:Media@londonmarathonevents.co.uk)

## **UPCOMING RACE DATES**

April 21, 2024

## ABOUT THE BOSTON MARATHON PRESENTED BY BANK OF AMERICA

Inspired by their experience at the 1896 Olympic Games, several members of the Boston Athletic Association founded their own marathon in 1897. The race has been run every year since, and the Boston Marathon is recognized as the world's oldest annual marathon (the 1918 edition featured a military relay and the 2020 edition was run as a Virtual Experience). Both the start and finish lines have moved slightly over the years, but much of the course remains exactly as it was originally designed. Since 1924 the point-to-point race has started in the town of Hopkinton and finished on Boston's historic Boylston Street. Runners must qualify for entry by meeting time standards corresponding to gender and age, which is another aspect – besides its course and longevity – unique to the Boston Marathon.

## INAUGURAL RUNNING

1897

## LARGEST FIELD (TOTAL FINISHERS)

35,868 (1996)

## RECENT PARTICIPATION

Year	Finishers	Men	Women	Non-Binary
2014	31,923	17,581	14,342	
2015	26,597	14,580	12,017	
2016	26,629	14,463	12,166	
2017	26,581	14,570	12,011	
2018	25,907	14,268	11,639	
2019	26,762	14,760	2,002	
2020 (virtual)	16,183	8,744	7,439	
2021 (mass)	15,386	7,942	7,444	
2021 (virtual)	22,876	10,486	12,348	
2022	24,834	14,262	10,572	
2023	26,600	15,171	11,449	24

## ESTIMATED NUMBER OF SPECTATORS

500,000

## PRIZE PURSE

\$1,235,500 (\$150,000 for the male and female open champions, and \$40,000 for male and female wheelchair champions, plus Para Athletics Division and Masters Division prize money). \$50,000 Course Record bonuses are available in open and wheelchair divisions.

## OFFICIAL CHARITIES

42

## **EVENT RECORDS**

Open men: Geoffrey Mutai, KEN, 2:03:02 (2011)

Open women: Buzunesh Deba, ETH, 2:19:59 (2014)

Wheelchair men: Marcel Hug, SUI, 1:17:06 (2023)

Wheelchair women: Manuela Schär, SUI, 1:28:17 (2017)

## ABOUT THE BMW BERLIN MARATHON

A group of runners from one of Germany's most prestigious athletics clubs, SC Charlottenburg, organized the first BERLIN-MARATHON in 1974. It was not until 1981 that the race moved from the Grunewald (a big forest) into the city center of West Berlin. Supported by the three western allied forces (Britain, France and USA) it quickly developed into Germany's biggest and best quality marathon. A new era started after the fall of the Berlin Wall in November 1989. On September 30, 1990, three days before reunification, the course of the BERLIN-MARATHON led through Brandenburg Gate and both parts of Berlin for the first time. In 2001 Naoko Takahashi became the first woman to break the 2:20 barrier in Berlin. The flat and fast loop course was then changed significantly for the 2003 race. Paul Tergat, who ran a world record of 2:04:55 (first sub 2:05 time ever), became the first man to cross the new finish line, passing through Brandenburg Gate shortly before – the symbol for reunification.

The BMW BERLIN-MARATHON developed into one of the world's best quality road races. In 2008 Haile Gebrselassie (ETH) improved the world record for a second time, clocking 2:03:59. Patrick Makau (KEN) broke Gebrselassie's world record in Berlin in 2011, improving the time to 2:03:38. Three more world records by Kenyans followed: Wilson Kipsang clocked 2:03:23 in 2013, Dennis Kimetto became the first runner to achieve a sub 2:03 time in 2014 (2:02:57) and then Eliud Kipchoge smashed this mark in 2018. Running 2:01:39 he crowned the 45th edition of the BMW BERLIN-MARATHON by improving the former mark by 1:18 minutes, the biggest advance in the men's marathon world record for over 50 years. In 2022 Eliud Kipchoge achieved an incredible world record of 2:01:09 hours. The Kenyan thus improved his own best time by exactly half a minute. 22 years after the last world record on the women's side in Berlin, Tigst Assefa from Ethiopia set a new world record at the BMW BERLIN-MARATHON 2023. She stayed over two minutes under the previously existing record and ran an incredible 2:11:53 hours. A staggering total of thirteen world records were broken in the BMW BERLIN-MARATHON, which is unique.

## INAUGURAL RUNNING

1974

## LARGEST FIELD (TOTAL FINISHERS)

44,065 (2019)

## RECENT PARTICIPATION

Year	Finishers	Men	Women	Non-Binary
2014	28,946	22,178	6,768	
2015	36,768	27,858	8,910	
2016	35,999	26,772	9,227	
2017	39,235	28,163	11,072	
2018	40,650	28,378	12,273	
2019	44,065	30,775	13,290	
2021	23,097	16,731	6,366	
2022	34,777	23,256	11,514	7
2023	43,010	28,583	14,392	35

## ESTIMATED NUMBER OF SPECTATORS

1.2 million

## **PRIZE PURSE**

\$181,965 (170,000 Euro) of which the winners receive \$32,100 (30,000 Euros) each, plus time and record bonuses

## **WHEELCHAIR PRIZE PURSE**

Around \$49,665 (46,400 Euros) of which the winners receive around \$8,000 (7,500 Euros) each

## **EVENT RECORDS**

Open men: Eliud Kipchoge, KEN, 2:01:09 (2022)

Open women: Tigist Assefa, ETH, 2:11:53 WR (2022)

Wheelchair men: Heinz Frei, SUI, 1:21:39 (1997)

Wheelchair women: Catherine Debrunner, SUI, 1:34:16 WR (2023)

## **NEXT EVENT**

50th BMW BERLIN-MARATHON September 21, 2025

## ABOUT THE BANK OF AMERICA CHICAGO MARATHON

In 1976, a small band of running enthusiasts met at the Metropolitan YMCA on LaSalle Street to discuss and plan a marathon in Chicago. This founding group realized their vision on September 25, 1977, when they hosted 4,200 local participants in the first Chicago Marathon. The Bank of America Chicago Marathon has since expanded to more than 50,000 runners and an estimated 1.7 million on-course spectators. The flat and fast course begins and ends in historic Grant Park, sweeping through 29 diverse and colorful neighborhoods including Lakeview, Greektown, Little Italy, Pilsen, Chinatown, and Bronzeville. The loop course and abundance of public transportation options enables friends and family to cheer their runners on at many locations along the course. The Bank of America Chicago Marathon has a long history of hosting the world's fastest runners and has been the site of two men's world records (Steve Jones, 2:08:05, 1984; Khalid Khannouchi, 2:05:42, 1999 and Kelvin Kiptum, 2:00:35, 2023) and three women's world records (Catherine Ndereba, 2:18:47, 2001; Paula Radcliffe, 2:17:18, 2002; and Brigid Kosgei, 2:14:04, 2019).

## INAUGURAL RUNNING

1977

## LARGEST FIELD (TOTAL FINISHERS)

48,472 (2023)

## RECENT PARTICIPATION

Year	Finishers	Men	Women	Non-binary or Not specified
2014	40,659	22,242	18,417	
2015	37,459	20,207	17,252	
2016	39,313	21,638	17,675	
2017	44,341	22,842	21,499	
2018	44,610	23,923	20,687	
2019	45,932	24,608	21,324	
2021	26,109	14,227	11,882	
2022	39,387	20,876	18,426	85
2023	48,472	25,765	22,543	164

## ESTIMATED NUMBER OF SPECTATORS

1.7 million

## PRIZE PURSE

\$913,000

## OFFICIAL CHARITIES

205

## EVENT RECORDS

Open men: Kelvin Kiptum, KEN, 2:00:05 (2023)

Open Women: Sifan Hassan, NED, 2:13:44 (2023)

Wheelchair men: Marcel Hug, SUI, 1:22:37 (2023)

Wheelchair women: Catherine Debrunner, SUI, 1:38:44 (2023)

## ABOUT THE TCS NEW YORK CITY MARATHON

The TCS New York City Marathon is the premier event of New York Road Runners (NYRR) and historically has been the largest marathon in the world. Held annually on the first Sunday in November, the race features the world's top professional athletes and a vast range of competitive, recreational, and charity runners. The race began in 1970 with just 127 entrants running four laps around Central Park and expanded citywide in 1976. Each year, runners tour New York City's five boroughs, starting on Staten Island at the foot of the Verrazano-Narrows Bridge, and running through the neighborhoods of Brooklyn, Queens, and the Bronx, before ending in Manhattan at the iconic Central Park finish line. Tata Consultancy Services (TCS), a leading global IT services, consulting and business solutions organization, is the premier partner of NYRR and the title sponsor of the TCS New York City Marathon. To learn more, visit [www.tcsnycmarathon.org](http://www.tcsnycmarathon.org).

## INAUGURAL RUNNING

1970

## LARGEST FIELD (TOTAL FINISHERS)

53,639 (2019)

## RECENT PARTICIPATION

Year	Finishers	Men	Women	Non-Binary
2014	50,530	30,108	20,422	
2015	49,595	28,899	20,696	
2016	51,388	29,931	21,457	
2017	50,773	29,682	21,091	
2018	52,813	30,659	22,154	
2019	53,639	30,893	22,746	
2021	25,020	13,634	11,370	16
2022	47,839	26,608	21,186	45

## PRIZE PURSE

\$890,000

## OFFICIAL CHARITIES

571

## EVENT RECORDS

Open men: Geoffrey Mutai, KEN, 2:05:06 (2011)

Open women: Margaret Okayo, KEN, 2:22:31 (2003)

Wheelchair men: Marcel Hug, SUI, 1:25:26 (2022)

Wheelchair women: Susannah Scaroni, USA, 1:42:43 (2022)



**SPONSORS.....177**  
 EXECUTIVE BIOGRAPHIES.....178  
 BANK OF AMERICA CHICAGO MARATHON STAFF.....181  
 BANK OF AMERICA CHICAGO MARATHON SPONSORS.....183



## **RITA SOLA COOK**

**President, Bank of America Chicago**

**Managing Director, Midwest and Mid Atlantic Division Executive, Private Bank**

As President of Chicago, Rita serves as Bank of America's local enterprise leader across the Chicago market. With a goal of delivering one company to clients and customers, she works across the region to connect Bank of America's lines of business to deliver integrated financial services to individuals, families and businesses. She also leads Bank of America's corporate social responsibility work in the region, which leverages the unmatched capabilities of the company to help partners, people, communities and a broad client and customer base more effectively address a wide range of issues.

In addition, Rita is the managing director of the Midwest and Mid Atlantic division for the Private Bank. Rita leads both divisions' overall efforts to provide tailored wealth strategies and implementation to high net worth individuals, families and institutions.

She oversees the initiatives of private client advisors, private client managers and institutional client advisors across both divisions, working to ensure that clients benefit and are provided with the highest caliber of advice, guidance and service.

Rita has received awards and recognition from Crain's Chicago, Crain's Detroit and the Daily Herald Business Ledger for her contributions to finance and banking. Throughout her 20 plus years with Bank of America, she has held various management positions in finance, product management and sales.

Prior to her current role, Rita was managing director of Global Banking and Markets Anti Money Laundering division and region executive for the Midwest Middle Market region. Rita also previously served as chief operating officer for Global Commercial Banking (GCB) with responsibility for managing strategic initiative implementation, identifying and monitoring key business risks, regulatory compliance and sales enablement. Rita has served as head of International Treasury Sales for GCB, managing a team of global treasury experts who structured multi-regional treasury deals to meet clients' global cash management needs while enhancing visibility and access to cash.

Rita joined Bank of America predecessor firm LaSalle Bank in 1997. She graduated from Governors State University with a bachelor's degree in accounting. Rita is a Certified Treasury Professional (CTP) and is a Series 7, 24 and 63 licensed securities professional. She is on the operating committee of the Power of 10, a board member for the Brookfield Zoo and the Detroit Automotive Hall of Fame, and is active in military and veteran's affairs. She lives with her husband and daughter in Mokena, IL.

## **CAREY PINKOWSKI**

**Executive Race Director**

**Bank of America Chicago Marathon**

Carey Pinkowski came to the helm of the Bank of America Chicago Marathon three decades ago, serving as its executive race director since 1990. During his tenure, the Chicago Marathon has experienced astronomical growth, expanding from 6,000 registered participants in 1990 to a record 48,472 finishers in 2023, including participants from all 50 states and more than 130 countries. For more than 30 years, Pinkowski has been a key player in building the Marathon's dynamic relationships with the city, the corporate community and the local neighborhoods along the course.

Under Pinkowski's leadership, the Bank of America Chicago Marathon delivers far more than fast performances. Each year, the event generates an economic impact on the City of Chicago of \$282 million, and, since 2002, thousands of runners have helped the event's Charity Program raise more than \$322 million for local, national and global causes.

In 2006, Pinkowski utilized his experience as Executive Race Director of the Chicago Marathon to help found the Abbott World Marathon Majors (AbbottWMM). Pinkowski, along with the organizers of the Boston, London, Berlin and New York City marathons, created a series with the mission of providing global leadership in professional and mass participation marathons. The Tokyo Marathon entered the collective in 2013. These industry-leading organizations are now united in their effort to advance the sport, raise awareness of marathons' elite athletes and inspire the world through marathons.

Pinkowski's legacy with the Chicago Marathon includes designing its record setting and spectator friendly course, starting and finishing in Chicago's Grant Park. The course design allows for more than 1.7 million spectators to watch the race, making the marathon an annual gathering for the entire City of Chicago. Five of the Chicago Marathon's five world records have been set during Pinkowski's time: Morocco's Khalid Khannouchi (1999), Kenya's Catherine Ndereba (2001), Great Britain's Paula Radcliffe (2002), Kenya's Brigid Kosgei (2019) and Kenya's Kelvin Kiptum (2023). Great Britain's Steve Jones recorded Chicago's first-ever world record in 1984.

To commemorate his 20th anniversary as Executive Race Director, the City of Chicago and Bank of America bestowed Pinkowski with an honorary street naming – "Carey Pinkowski Drive" – at the intersection of Monroe Street and Columbus Drive, the site of the race's start line.

## **DR. GEORGE T. CHIAMPAS, DO CAQSM FACEP**

**Medical Director**

**Bank of America Chicago Marathon**

Dr. Chiampas is an assistant professor in the Department of Emergency Medicine at the Feinberg School of Medicine at Northwestern University and Northwestern Memorial Hospital. He is the founder and co-director of Chicago Cardiac Arrest and Resuscitation and Educational Services (CCARES), a foundation that promotes public education, awareness, training and legislation on sudden cardiac death.

Dr. Chiampas has served as Bank of America Chicago Marathon Medical Director since 2007. During this time the Chicago Marathon has become a global leader in operational safety and emergency preparedness and response in mass event incidents. Dr. Chiampas has led grant funding from the National Scientific Foundation on mass event management. Chiampas has also served as a president and is currently a board member of the International Institute for Race Medicine (IIRM), which promotes runner and race safety globally.

Additionally, Dr. Chiampas has served as the chief medical officer for U.S. Soccer and the U.S. men's national team since 2014. He is a team physician for the Chicago Blackhawks and previously worked with Northwestern University Athletics, serving as interim head team physician at Northwestern from 2011-2013. He serves on the Gatorade Sports Science Institute (GSSI) speakers' panel.

Dr. Chiampas has authored numerous scientific publications and he has lectured at academic conferences and scientific meetings throughout the world. His primary topics of interest and expertise are mass event and community preparedness and safety, sports injuries and sudden cardiac death survival and public awareness through CPR and AED availability.

He chairs the public safety and prevention committee for the Chicago Medical Society. His professional goal is to enhance sports and public safety for individual and team sports through mass event emergency preparedness.

## **BANK OF AMERICA CHICAGO MARATHON STAFF**

### **Chicago Event Management**

Jorge Arellano, Supervisor, Operations & Logistics  
Alexis Arvis, Contractor, Workforce Management  
Molly Babuk, Coordinator, Volunteer Program  
Sean Barus, Manager, Security  
Paul Brackey, Sr. Director, Sales and Expo  
Cat Cannon, Associate Director, Workforce Management  
Alan Castellanos, Sr. Specialist, Information & Event Technology  
George Chiampas, Medical Director  
Jada Craig, Coordinator, Meetings & Events  
Bethany Cullen, Manager, Communications  
Elinor Dale-Schmidt, Manager, Workforce  
Samantha Furlong, Manager, Volunteer Program  
Reese Garland, Intern  
Lindsey Gerba, Director, Client Strategy & Integration  
Hayleigh Gibbs, Staff Accountant  
Hector Gomez De La Casa, Supervisor, Warehouse Operations & Logistics  
Erik Graves, Manager, Event Partner Relations  
Astrid Grimes, Manager, Customer Service  
James Harvey, Sr. Director, Sales & Partnerships  
Greg Hipp, Sr. Director, Operations & Workforce Management  
Jaclyn Hollfelder, Associate Director, Special Programs & Partnerships  
Kerry Hungerford, Sponsorship Assistant  
Eileen Hurley, Vice President, Partnerships & Business Development  
Juan Ibarra, Staff, Event Logistics & Warehouse Operations  
Mary Beth Johnson, Associate Director, Community Engagement & Social Impact  
Ben Joslin, Director, Information Technology  
Rose Kersten, Manager, Contracts  
Brooke Lord, Executive Assistant  
Steve Mazik, Coordinator, Creative Branding and Production  
Nicole McNally, Sr. Account Manager, Corporate Partnerships  
Cat Morris, Manager, Sustainability  
Janet Myrmel, Sr. Creative Director, Design & Marketing  
Mia Narcisi, Manager, Partnerships and Fulfillment  
Michael Nishi, Chief Operating Officer  
Nora Nishi, Intern  
Antonio Owens, Sr, Manager, Course Operations & Outreach  
Dianna Parkman, Human Resources Consultant  
Alesandra Pena, Coordinator, Sustainability & Community Engagement  
Holly Petrovich, Manager, Social Media  
Carey Pinkowski, CEO & President  
Susan Pinkowski, Staff, Workforce Management  
Shirley Pitts, Contractor, Workforce Management and Customer Service  
Denice Rayton, Staff, Signage & Branding Logistics  
Kirk Razon, Sr. Manager, Operations & Project Management  
Sara Rotherham, Manager, Hospitality & Travel  
Ale Savas, Director, Accounting & Finance  
Alex Sawyer, Sr. Director, Communications

Claire Stamler-Goody, Graphic Designer  
Nicole Swartz, Director, Human Resources  
Riena Tambunan, Industry Fellow, Professional Athlete & Para Athlete Programs  
Kelli Totic, Coordinator, Customer Service  
Sarah Van Deusen Phillips, Manager, Medical Volunteer Program  
David Waskowski, Director, Event Registration & Results Management  
Tracey Wilson, Sr. Manager, Elite Athlete & Participant Programs

**Bank of America**

Rita Sola Cook, President, Bank of America Chicago  
Diane Wagner, SVP, Media Relations  
Michele Barlow, SVP, Enterprise Marketing Executive  
Elliott Cox, SVP, Global Sponsorship Executive  
Jackie King, VP, Global Sports Sponsorship  
Cindy Nguyen, SVP, Enterprise Marketing

## SPONSORS

### OFFICIAL



### SUPPORTING



### MEDIA



### ASSOCIATE

Blue Plate, Breitling, CulturalLink, Deloitte, Evian, Hilton Chicago, Intelligentsia Coffee & Tea, Inc., Jewel-Osco, Lantana, Michigan Apple Committee, Millennium Parking Garages, Mountain House, Therabody, Vital Essentials, Stryker

### VENDOR PARTNERS

Art Institute of Chicago, Chiquita Banana, City Scents, Dick's Sporting Goods, Divvy, Fleet Feet Chicago, haku, Hard Rock Cafe, iTab., MarathonFoto, Polar Beverages, Stan's Donuts, TSMGI, That's It, Verse Chocolate, Victory Jewelry, Yakult U.S.A., Inc

### COMMUNITY PARTNERS



Media interested in acquiring additional information about sponsor brands of the Bank of America Chicago Marathon should send inquiries to James Harvey ([james.harvey@cemevent.com](mailto:james.harvey@cemevent.com)).

