

Outdoor Recreation Satellite Account (ORSA)

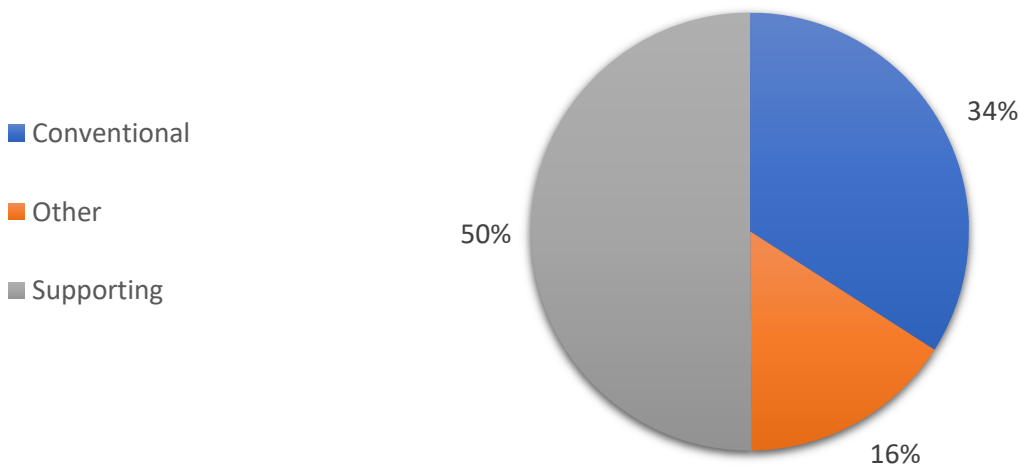


2022—Texas

Value added [gross domestic product]		Employment		Compensation	
ORSA total	Share of state	ORSA total	Share of state	ORSA total	Share of state
\$47.6 billion	2.0%	387,951 jobs	2.8%	\$19.3 billion	1.7%

Value Added by Select ORSA Activity [Thousands of dollars]				
Activity	2020	2021	2022	State rank
RVing	2,190,021	3,387,907	3,633,169	2
Boating / fishing	2,723,481	2,049,189	2,065,463	3
Hunting / shooting / trapping	1,002,860	1,119,108	1,213,678	1
Motorcycling / ATVing	505,091	777,263	877,389	3
Equestrian	492,513	479,796	493,934	2
Recreational flying	205,754	276,588	481,303	1
Climbing / hiking / tent camping	322,421	333,639	417,950	2
Snow activities	89,050	104,434	165,074	12
Bicycling	78,355	91,553	93,574	9

Value-Added Composition of Outdoor Recreation Activities



Conventional ORSA activities include traditional outdoor activities, such as camping, hiking, boating, and hunting.

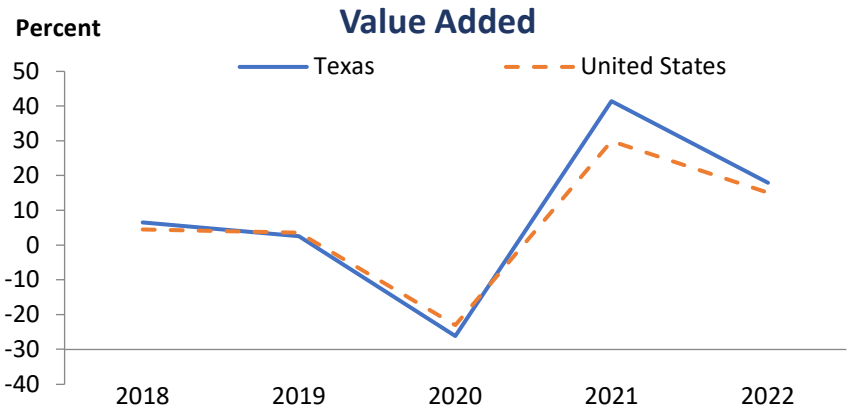
Other ORSA activities include those that take place outside, such as gardening and outdoor concerts.

Supporting ORSA activities are those that contribute to the core activities and include such things as construction, travel and tourism, local trips, and government expenditures.

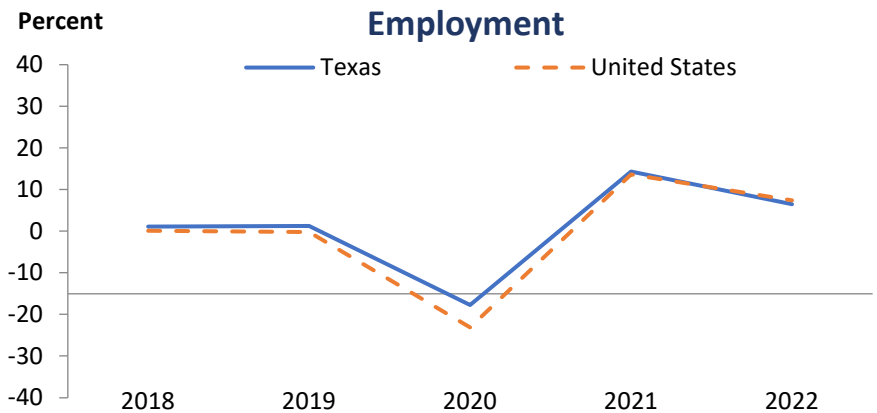
Outdoor Recreation Satellite Account (ORSA)



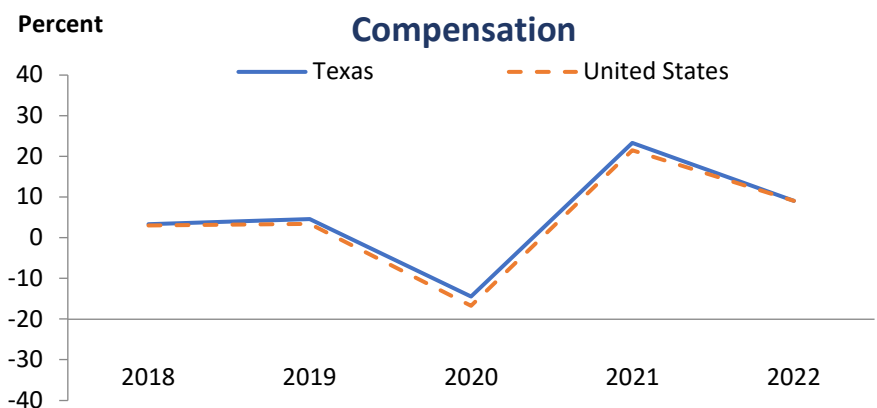
In 2022, Texas ranked 3rd among all states in ORSA value added and 10th among all states in ORSA value-added growth. Since 2021, ORSA value added has grown 18 percent in Texas, compared with an increase of 15.1 percent for the United States.



In 2022, Texas ranked 3rd among all states in ORSA employment and 22nd among all states in ORSA employment growth. Since 2021, ORSA employment has grown 6.5 percent in Texas, compared with an increase of 7.4 percent for the United States.



In 2022, Texas ranked 3rd among all states in ORSA compensation and 16th among all states in ORSA compensation growth. Since 2021, ORSA compensation has grown 9.1 percent in Texas, compared with an increase of 9.1 percent for the United States. Average compensation per wage-and-salary job in Texas ORSA industries was \$49,830 in 2022, compared with \$81,814 for all salaried jobs in the state.



ORSA value added consists of the gross output of an industry less its intermediate inputs; the contribution of an industry to gross domestic product.

ORSA employment consists of all wage-and-salary jobs in which workers are engaged in the production of ORSA goods and services.

ORSA compensation consists of the remuneration (including wages and salaries as well as benefits, such as employer contributions to pension and health funds) payable to employees in return for their ORSA work during a given year.