

BOCC

Chuck Broerman  
12/08/2020 03:53:54 PM  
Doc \$0.00 32  
Rec \$0.00 Pages

El Paso County, CO



220200118

**RESOLUTION NO. 20-425**

**BOARD OF COUNTY COMMISSIONERS  
OF THE COUNTY OF EL PASO, STATE OF COLORADO**

**RESOLUTION TO ADOPT AND APPROPRIATE THE 2021 BUDGET**

**WHEREAS, pursuant to the Colorado Local Government Budget Law, Part 1 of Article 1 of Title 29, C.R.S., the Board of County Commissioners must adopt the annual budget for 2020 by December 15, 2020; and**

**WHEREAS, the 2021 Original Adopted Budget must recognize revenues and have available fund balance sufficient to cover the appropriated expenditures set forth in the annual budget; and**

**WHEREAS, a Preliminary Balanced Budget for 2021 was submitted by the County Controller to the Board of County Commissioners on October 6, 2020, as required by C.R.S. 29-1-105; and**

**WHEREAS, pursuant to the notice published in accordance with C.R.S. 29-1-106, the proposed 2021 budget has been open for inspection by the public since October 6, 2020; and**

**WHEREAS, public hearings were held by the Board of County Commissioners on October 6, 2020, October 20, 2020, October 22, 2020, and November 17, 2020 in order to provide interested citizens an opportunity to file or register any comments or objections, and to review evidence and hear testimony as presented to the Board on the proposed 2021 budget; and**

**WHEREAS, up to and including this date, said proposed budget has been open for inspection by the public and interested citizens, and the electors have been given the opportunity to file or register any objections to said proposed budget pursuant to C.R.S. 29-1-107; and**

**WHEREAS, Attachment A outlines the revenue, expenditure and fund balance details of the 2021 budget; and**

**WHEREAS, all expenditure changes made to the Preliminary Balanced Budget balance to revenues and available fund balances are incorporated in the Original Adopted Budget, as required by C.R.S. 29-1-103 (2); and**

**WHEREAS, the County Treasurer requests authorization to make transfers between the General Fund, Road and Bridge Fund, Human Services Fund, Capital Improvement Fund, Self Insurance Fund, Conservation Trust Fund and Household Hazardous Waste Fund from backup provided by the Financial Services Department to allocate money for these seven funds that have been budgeted in the County cost centers; and**

**WHEREAS, effective for the 2014 budget year and years thereafter, fifty percent (50%) of funds received through the Intergovernmental Service Agreement (IGSA) contract will be deposited into the unrestricted General Fund; and**

**WHEREAS, the elected offices and departments of El Paso County upon acceptance of the appropriation for their respective elected office and department budgets for 2021, will be required to follow all El Paso County Policy and Procedures as adopted by the Board of County Commissioners; and**

**WHEREAS, concerning contracts and purchases of goods and services approved under the authority of the Health Benefits Trust Board, such contracts and purchases shall comply with the Procurement Policies and Procedures Manual for solicitation, contract award and contract development and shall comply with all applicable laws and regulations arising under the Health Insurance Portability and Accountability Act of 1996 (HIPAA), provided that nothing in this Resolution shall revoke the authority previously granted by the Board of County Commissioners to the Health Benefits Trust Board to approve and enter into such contracts or purchases.**

**NOW, THEREFORE, BE IT RESOLVED THAT:**

- A. All County departments, elected offices and spending agencies are prohibited from expending or obligating funds in excess of the total amount budgeted for each department, elected office or spending agency, and may be further subject to budget modification during fiscal year 2021 in order to comply with Colorado's constitutional spending and revenue limitation.**
- B. All County departments, elected offices, and spending agencies shall follow all El Paso County Policies and Procedures as adopted by the Board of County Commissioners to include but not limited to the EPC Personnel Policies & Procedures Manual, the Procurement Policy Manual, all Financial Services Policies & Procedures, and any others adopted by the Board or procedures set in place by County Administration.**
- C. All Board Approved Projects, major projects with total anticipated costs over \$100,000 and all grants are required to be tracked with project numbers or CSR numbers in the County's JD Edwards Financial Management System.**
- D. Revenues in excess of expenditures as defined by the Taxpayer's Bill of Rights (TABOR) become reserves.**
- E. Capital designated as replacements must be turned into Facilities Management or Information Technology as appropriate for disposal in accordance with County policy. Proceeds from the disposal of property will be revenue to the fund from which it was purchased.**
- F. All approved changes as presented to the Board of County Commissioners have been incorporated into these budgeted figures.**

**BE IT FURTHER RESOLVED that it is the intent of the Board of County Commissioners that the County Treasurer, pursuant to C.R.S. 30-10-710, credit interest gained through**

the investment of County funds, unless otherwise restricted by bonding documents or statute to the General Fund with the following exceptions:

Household Hazardous Waste Fund  
Local Improvement District Funds  
Conservation Trust Fund

BE IT FURTHER RESOLVED that pursuant to Section 29-1-111, C.R.S., the following sums are hereby appropriated out of revenues now held or to be collected by the County Treasurer during 2021, including 2020 taxes payable in 2021 for the purposes of defraying all necessary expenditures and liabilities for El Paso County for the fiscal year 2021 as summarized in Attachment A, as set forth in said budget.

El Paso County Funds	Appropriated Amount
001 General Unrestricted	\$162,758,071
001 General Restricted	69,740,656
002 Road and Bridge	25,558,850
003 Road and Bridge Escrow	1,100,354
004 Human Services	79,844,649
006 Capital Improvement	14,840,861
012 Self Insurance	49,947,162
015 Conservation Trust	1,406,525
019 School Trust Fund	100,000
022 Household Hazardous Waste	1,238,000
075 Falcon Vista LID	75,000
 Grand Total	 \$406,610,128


BE IT FURTHER RESOLVED that the County Treasurer requests authorization to make transfers between the General Fund, Road and Bridge Fund, Human Services Fund, Capital Improvement Fund, Self Insurance Fund, Conservation Trust Fund and Household Hazardous Waste Fund from backup provided by the Financial Services Department, Finance Division, to allocate money for these seven funds that have been budgeted in the County cost centers; and


BE IT FURTHER RESOLVED a copy of this Resolution shall be filed with the Colorado Department of Local Affairs, Division of Local Government.


DONE THIS 8<sup>th</sup> day of December 2020, at Colorado Springs, Colorado.

BOARD OF COUNTY COMMISSIONERS  
EL PASO COUNTY, COLORADO

ATTEST



By:   
County Clerk & Recorder

By:   
Chair

# EL PASO COUNTY



2021 ORIGINAL  
ADOPTED BUDGET  
REPORTED FEBRUARY 2021  
ATTACHMENT A



*El Paso County, Colorado*  
*Financial Services/Budget*  
*2021 Original Adopted Budget*

**Table of Contents**

<b><u>Section I - Budget Analysis</u></b>	<b><u>Page</u></b>
2021 Discretionary Revenue to Provide Core Services	1
Chart - Historical Discretionary Revenue - Daily Cost Per Citizen	2
Chart - 2021 Original Adopted Budget - Revenues by Category	3
Chart - 2021 Original Adopted Budget - Expenditures by Category	4
Chart - 2021 Original Adopted Budget - Unrestricted General Fund - Expenditures by Function	5
Chart - 2021 Original Adopted Budget - GF County Administration	6
Chart - 2021 Original Adopted Budget - GF County Administration - Internal/External Services	7
Chart - 2021 Original Adopted Budget - GF Public Safety	8
Chart - Unrestricted General Fund - Annual Cost Per Citizen	9
Chart - 2019 10-County Mill Levy Comparison	10
Chart - 2019 10-County Property Tax Per Citizen Comparison	11
Chart - Property Tax Breakdown - Calculating Property Taxes	12
Chart - 2019 10-County Local Tax Per Citizen Comparison	13
2021-2025 Financial Roadmap - Reserve Strategy	14
2021-2025 Financial Roadmap - Critical Needs Funded in OAB	15
2021-2025 Financial Roadmap - Requested Critical Needs	16
<b><u>Section II – Budget Changes (from 2020 to 2021)</u></b>	17
Changes to Revenue Budget	18
Changes to Base Budget	19-20
<b><u>Section III – 2021 Preliminary Balanced Budget</u></b>	21
2021 Original Adopted "Budget at a Glance"	22
2021 Fund Balance Estimates	23
Allocation of Revenues by Major Category	24
Allocation of Expenditures by Major Category	25-26

## Section I – Budget Analysis



*El Paso County, Colorado  
Financial Services/Budget  
2021 Original Adopted Budget*



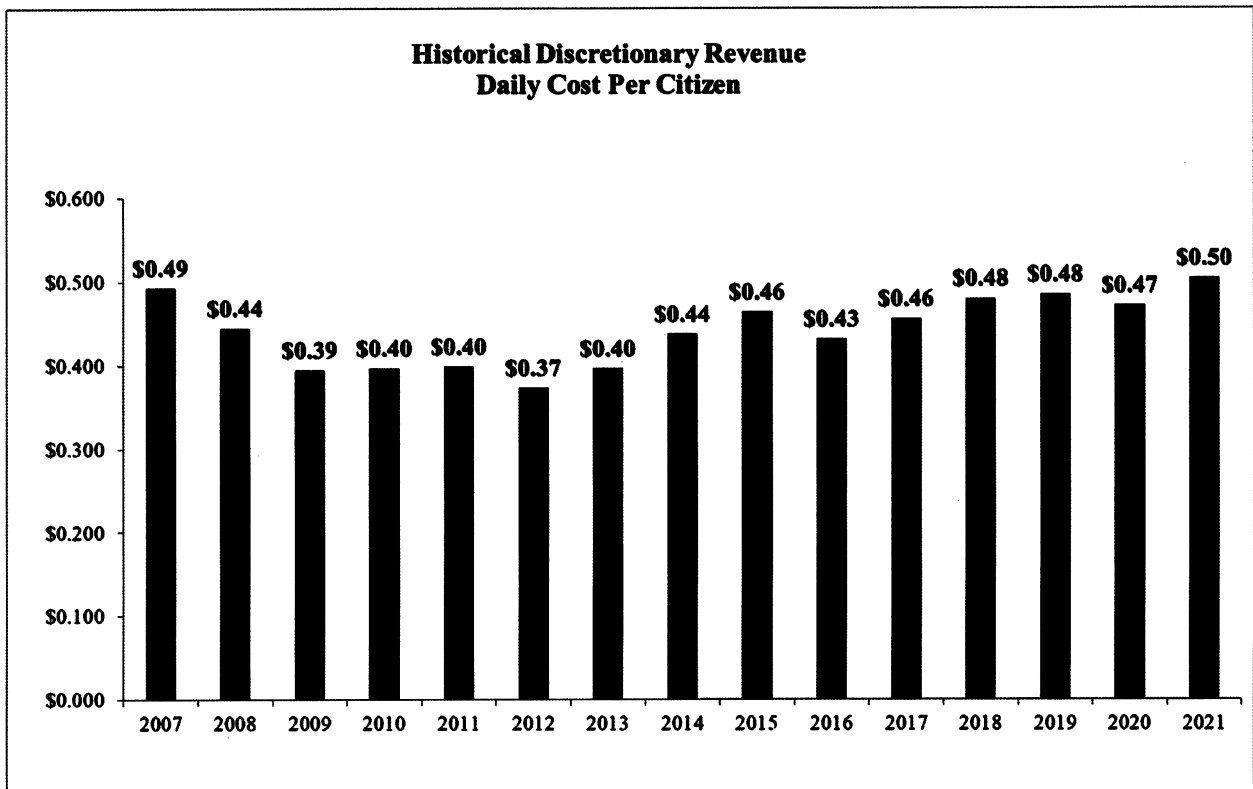
**El Paso County, Colorado**  
**Financial Services/Budget**  
**2021 Original Adopted Budget**  
**Discretionary Revenue to Provide Core Services**

<b>2021 Original Adopted Budget Revenue Sources &amp; Uses</b>	
Sales & Use Tax	\$191,851,233
Sales & Use Tax- Voter Restricted for Public Safety	\$29,565,228
Property Tax	60,713,856
Specific Ownership Tax	7,112,997
Other Taxes/Payment in Lieu of Taxes	349,000
Elected Office Revenue (Fees)	11,427,000
Parking & Parks and Recreation Fees	430,000
General and Road & Bridge Fees	2,592,500
Unrestricted Intergovernmental	1,856,400
Other Revenue	2,426,600
<b>Other Legally Restricted Revenue Sources</b>	<b>\$126,397,228</b>
<b>2021 Revenue Sources</b>	<b>\$308,181,864</b>
Less: Voter Restricted Public Safety Sales & Use Tax	(\$29,565,228)
Less: Road & Bridge Escrow Property Tax Pass-thru to Cities/Towns	(\$1,100,354)
Less: Other Legally Restricted Revenue Sources	(\$52,859,258)
<b>2021 Discretionary Revenue Sources</b>	<b>\$225,657,024</b>
<b>Less: Legally Restricted Uses</b>	
Road & Bridge/Fleet Operations	\$20,804,561
Dept. of Human Services - Local Required Match	\$19,123,937
Annual Lease Obligation/Major Capital Projects	\$11,261,225
Employee Benefits & Retirement	\$53,896,380
<b>Less: Legally Restricted Uses</b>	<b>\$105,086,103</b>
<b>2021 Discretionary Revenue to Provide Core Services*</b>	<b>\$137,848,551</b>

*\* This amount differs from Net General Fund Unrestricted Revenue due to the reallocation of Retirement and Fleet revenues per GASB 54*



*El Paso County, Colorado*  
*Financial Services/Budget*  
*2021 Original Adopted Budget*  
*Historical Discretionary Revenue - Daily Cost per Citizen*  
*Funding Core County Services*

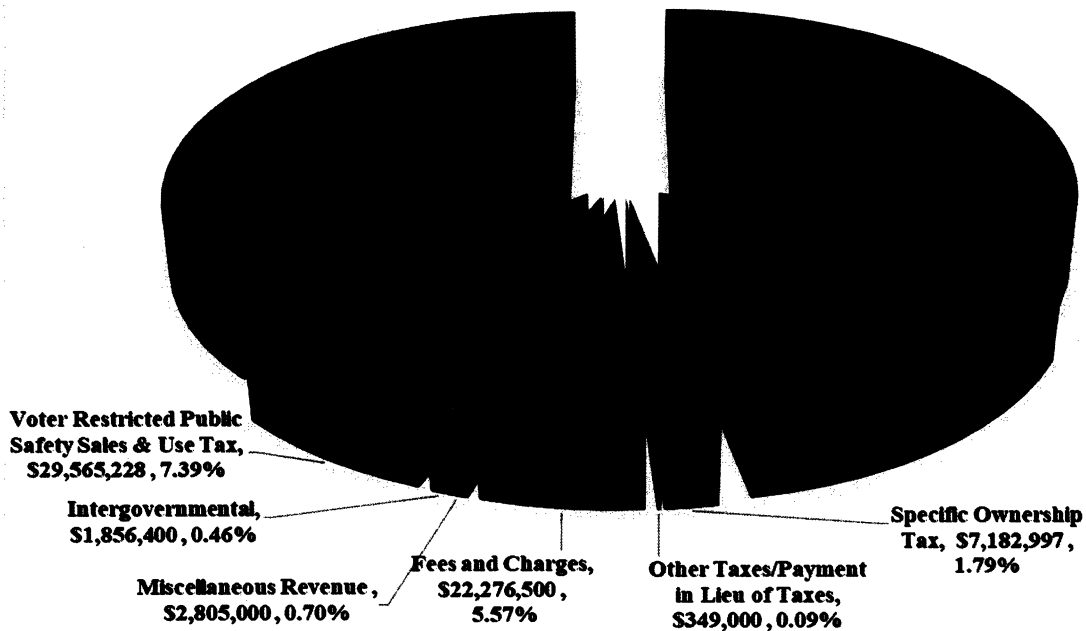






**El Paso County, Colorado  
Financial Services/Budget  
2021 Original Adopted Budget**

**2021 ORIGINAL ADOPTED BUDGET  
REVENUE BY MAJOR CATEGORY \$400,181,584**






*El Paso County, Colorado*  
*Financial Services/Budget*  
*2021 Original Adopted Budget*

**2021 ORIGINAL ADOPTED BUDGET  
EXPENDITURES BY MAJOR CATEGORY \$406,610,128**

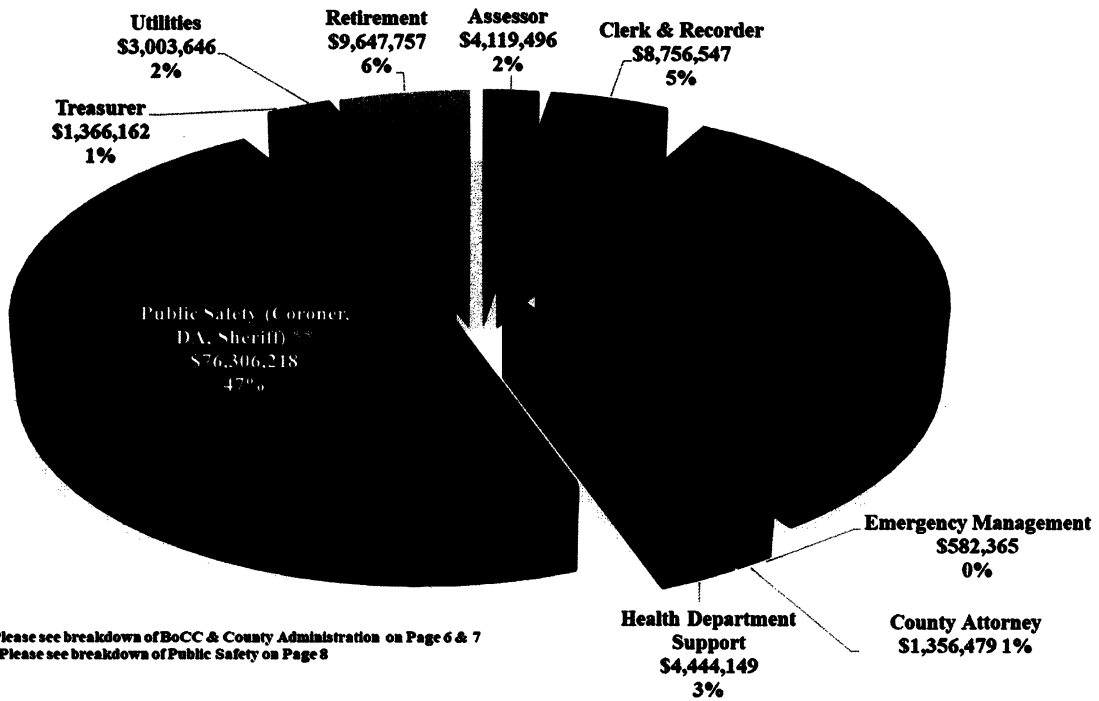
**Capital,  
\$7,326,219 , 2%**





**El Paso County, Colorado**  
**Financial Services/Budget**  
**2021 Original Adopted Budget**  
**Core County Services**


**2021 ORIGINAL ADOPTED BUDGET**  
**GF UNRESTRICTED EXPENDITURES BY FUNCTION**  
**\$162,758,071**





*El Paso County, Colorado  
Financial Services/Budget  
2021 Original Adopted Budget  
County Administration*

**2021 ORIGINAL ADOPTED BUDGET  
GF UNRESTRICTED EXPENDITURES - COUNTY ADMINISTRATION  
\$53,175,252**






El Paso County, Colorado  
 Financial Services/Budget  
 2021 Original Adopted Budget  
 County Administration

**2021 ORIGINAL ADOPTED BUDGET**  
**GF UNRESTRICTED EXPENDITURES - COUNTY ADMIN - INTERNAL SERVICES**  
**\$26,910,623**



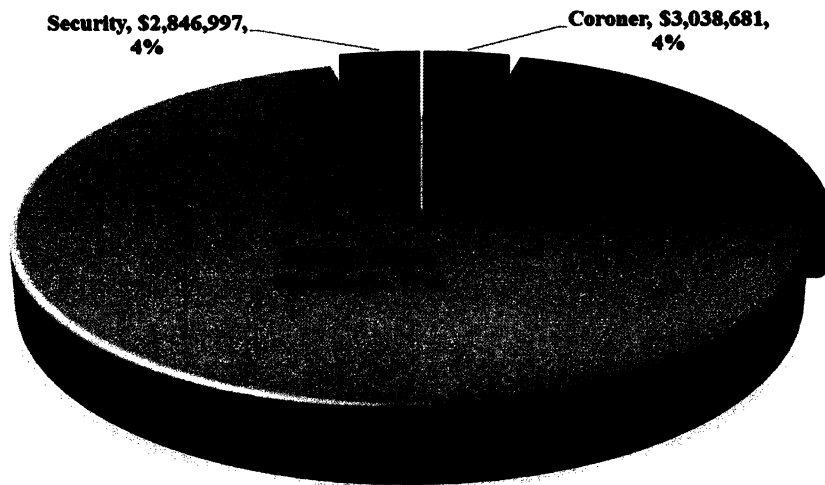
**2021 ORIGINAL ADOPTED BUDGET**  
**GF UNRESTRICTED EXPENDITURES - COUNTY ADMIN - EXTERNAL SERVICES**  
**\$19,709,771**





*El Paso County, Colorado*  
*Financial Services/Budget*  
*2021 Original Adopted Budget*  
*Public Safety - Expenditure Budgets*

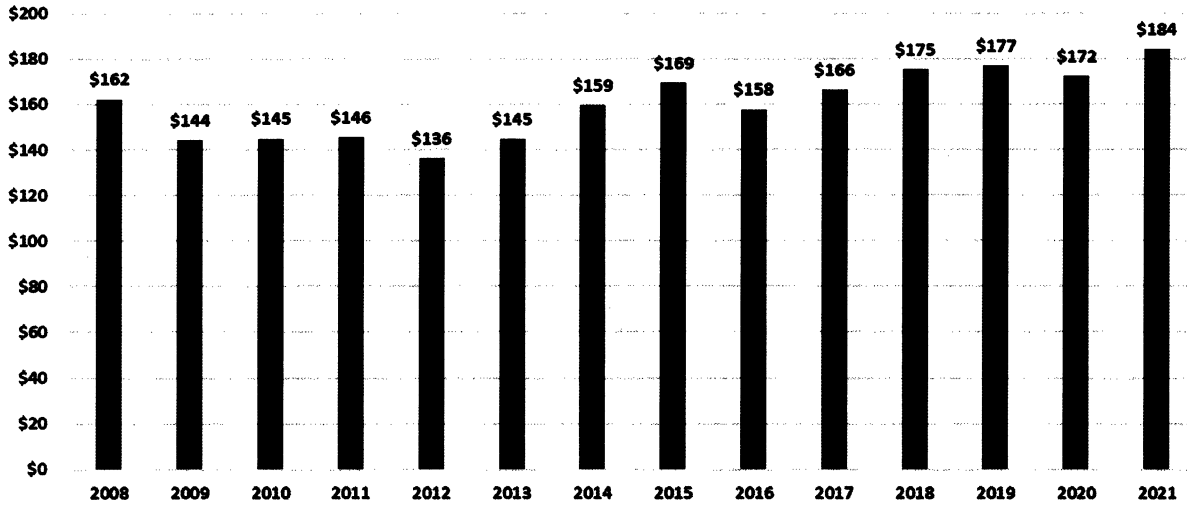
**2021 ORIGINAL ADOPTED BUDGET**  
**GF UNRESTRICTED EXPENDITURES PUBLIC SAFETY**  
**\$76,306,218**





**El Paso County, Colorado**  
**Financial Services/Budget**  
**2021 Original Adopted Budget**  
**Unrestricted General Fund - Annual Cost per Citizen**  
**Funding Core County Services**

**BoCC Discretionary Budget**  
**Historical Annual Cost per Citizen**

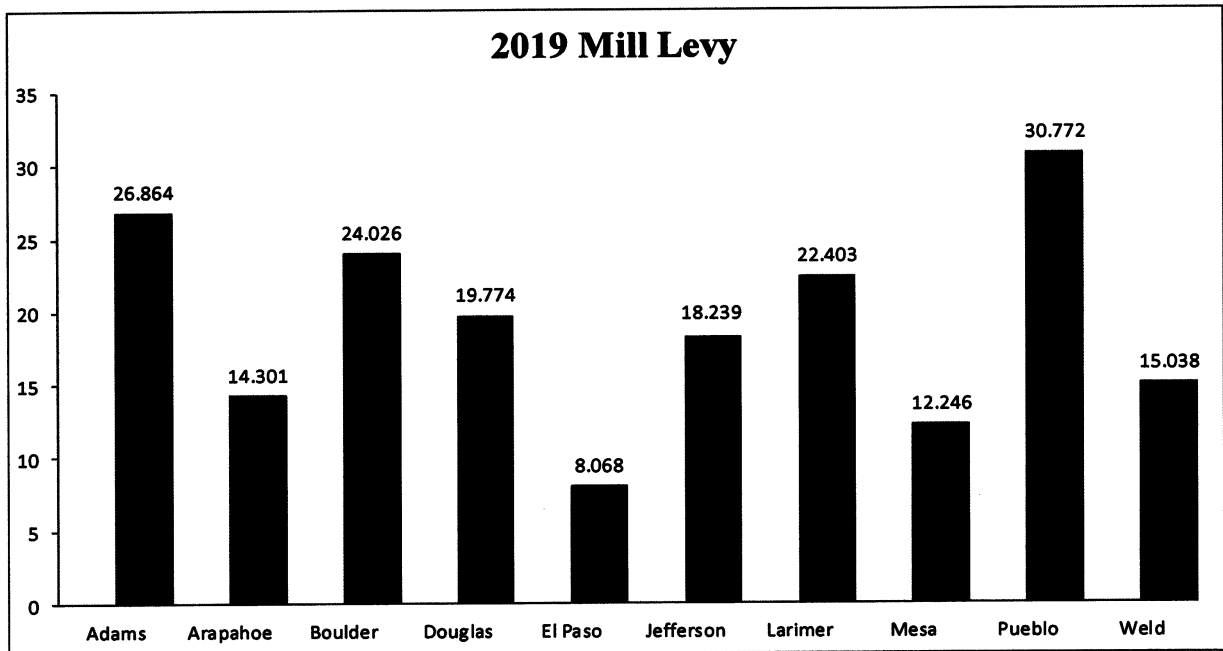


	2008	2009	2010	2011	2012	2013	2014	2015	2016	2017	2018	2019	2020	2021
Discretionary Revenue	\$96.9	\$87.3	\$90.4	\$92.3	\$87.5	\$94.4	\$106.3	\$114.3	\$108.0	\$115.6	\$124.5	\$128.1	\$126.5	\$137.8
Population Estimates*	597,249	605,979	624,314	633,942	642,538	652,519	666,500	675,170	685,521	694,967	710,602	723,994	735,176	748,981
Annual Cost Per Person	\$162	\$144	\$145	\$146	\$136	\$145	\$159	\$169	\$158	\$166	\$175	\$177	\$172	\$184
Consumer Price Index (CPI)	3.9%	-0.6%	1.9%	3.7%	1.9%	2.8%	2.8%	1.2%	2.8%	3.4%	2.7%	1.9%	2.1% est 8/20	

\*Estimated Population & CPI From Department of Local Affairs




**El Paso County, Colorado**  
**Financial Services/Budget**  
**2021 Original Adopted Budget**  
**Mill Levy 10-County Comparison**







**El Paso County, Colorado**  
**Financial Services/Budget**  
**2021 Original Adopted Budget**  
**Property Tax Per Citizen 10-County Comparison**






**El Paso County, Colorado**  
**Financial Services/Budget**  
**2021 Original Adopted Budget**  
**Property Tax Statement Breakdown - Calculating Property Taxes**

**Market Value** of the home as valued by the El Paso County Assessor's Office.

**Assessment Rate** as determined by the State of Colorado in accordance with Colorado Revised Statute 39-1-104.2 C.R.S. (currently 7.15% of market).

**Mill Levy** is a tax rate of 1/10 of a cent. A tax rate of 1 mill per thousand means \$1.00 of tax per \$1,000 of assessed value.

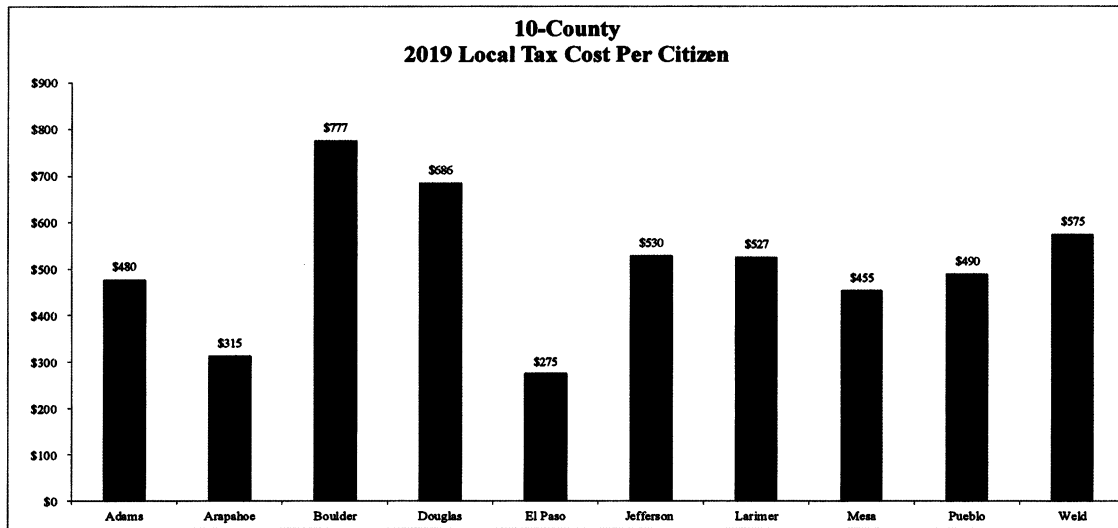
**Market Value x Assessment Rate = Assessment Value**  
**Assessment Value x Mill Levy = Property Taxes**  
**\$300,000 x .0715 = \$21,450 X 68.162 Mills (.068162) = \$1,462.07**



Based on the calculation above, this particular household would pay \$1,462.07 in total property taxes, of which El Paso County would receive \$161.45 or 11% of the total property tax collected.



**El Paso County, Colorado**  
**Financial Services/Budget**  
**2021 Original Adopted Budget**  
**Local Tax Cost Per Citizen 10-County Comparison**



	Adams	Arapahoe	Boulder	Douglas	El Paso	Jefferson	Larimer	Mesa	Pueblo	Weld
<b>2019</b>										
Sales Tax	\$52,037,000	\$27,973,000	\$58,716,000	\$73,078,000	\$137,178,000	\$53,240,300	\$50,242,000	\$42,550,000	\$22,121,000	\$0
Property Tax	\$174,429,000	\$163,190,000	\$187,150,000	\$147,064,000	\$54,041,000	\$230,282,600	\$125,010,000	\$22,425,000	\$52,677,000	\$173,539,000
Specific Ownership Tax	\$14,979,000	\$11,335,000	\$9,925,000	\$16,626,000	\$7,459,000	\$19,493,000	\$11,383,000	\$3,361,000	\$5,119,000	\$11,200,000
Other Taxes	\$0	\$0	\$50,000	\$0	\$85,000	\$0	\$0	\$742,000	\$1,701,000	\$1,570,000
Budgeted Revenue *	\$241,445,000	\$202,498,000	\$255,841,000	\$236,768,000	\$198,763,000	\$303,015,900	\$186,635,000	\$69,078,000	\$81,618,000	\$186,309,000
Population Estimates**	503,375	643,257	329,445	345,342	723,994	571,711	354,144	151,900	166,447	323,765
<b>Annual Cost Per Citizen</b>	<b>\$480</b>	<b>\$315</b>	<b>\$777</b>	<b>\$686</b>	<b>\$275</b>	<b>\$530</b>	<b>\$527</b>	<b>\$455</b>	<b>\$490</b>	<b>\$575</b>

\*2019 Budgeted Data from 2019 10-County Data Book  
 \*\*Estimated Population From Department of Local Affairs  
 \*\*\*Jefferson County 2019 Budget Book



**El Paso County, Colorado**  
**Financial Services/Budget**  
**2021 Original Adopted Budget**  
**Financial Roadmap 2021-2025**

*Target is \$5,000,000*

**RESERVE STRATEGY**

	<b>2021 Budget (Excess from 2020)</b>	<b>2022 Budget (Excess from 2021)</b>	<b>2023 Budget (Excess from 2022)</b>	<b>2024 Budget (Excess from 2023)</b>	<b>2025 Budget (Excess from 2024)</b>
<i>Rolling Balance</i>	<b>3,025,386</b>	<b>5,000,000</b>	<b>5,000,000</b>	<b>5,000,000</b>	<b>5,000,000</b>
General Fund Underspending	0	1,250,000	1,250,000	1,250,000	1,250,000
General Fund Unanticipated Revenue	0	500,000	1,000,000	1,000,000	1,000,000
Use of Emergency Reserve	0	0	0	0	0
Other Sources/Uses	1,974,614	(1,750,000)	(2,250,000)	(2,250,000)	(2,250,000)
TABOR Overage	0	0	0	0	0
<b>Rolling Reserve Balance</b>	<b>5,000,000</b>	<b>5,000,000</b>	<b>5,000,000</b>	<b>5,000,000</b>	<b>5,000,000</b>



**El Paso County, Colorado**  
**Financial Services/Budget**  
**2021 Original Adopted Budget**  
**Financial Roadmap 2021-2025**

<b>OPERATIONAL STRATEGY</b>						
<b>Dept/Office</b>	<b>Critical Needs</b>	<b>2021</b>	<b>2022</b>	<b>2023</b>	<b>2024</b>	<b>2025</b>
<b>Beginning Operational Savings</b>		<b>14,000,000</b>	<b>4,819,542</b>	<b>3,489,714</b>	<b>1,553,764</b>	<b>400,364</b>
Invest in High Impact Road Infrastructure	Additional On-Going (2016-2020 Increase of \$11.1M)	(905,000)	(3,855,000)	(4,855,000)	(4,855,000)	(4,855,000)
Countywide - Invest in Human Capital	2021 Pay Adjustments (2% Budget Allocation)	(2,749,454)	(2,749,454)	(2,749,454)	(2,749,454)	(2,749,454)
Countywide - Invest in Human Capital	2022 Pay Adjustments (2% Budget Allocation)		(2,804,443)	(2,804,443)	(2,804,443)	(2,804,443)
Countywide - Invest in Human Capital	2023 Pay Adjustments (2% Budget Allocation)			(2,860,532)	(2,860,532)	(2,860,532)
Countywide - Invest in Human Capital	2024 Pay Adjustments (2% Budget Allocation)				(2,917,743)	(2,828,306)
Countywide - Invest in Human Capital	2025 Pay Adjustments (2% Budget Allocation)					(2,976,997)
Board of County Commissioners	Statutory Pay Increase w/FICA, Retirement	(43,566)	(43,566)	(73,514)	(73,514)	(116,998)
Countywide Elected Officials	Statutory Pay Increase w/FICA, Retirement			(73,611)	(73,611)	(73,611)
Community Services - Parks	Parks Capital Improvements	(750,000)	(750,000)	(750,000)	(750,000)	(750,000)
Community Services	Northern Nature Center Staffing			(218,313)	(168,313)	(168,313)
County Attorney	Attorneys & Paralegals (1 Atty in 2022, 1 Atty in 2023)		(152,371)	(304,742)	(304,742)	(304,742)
Countywide Facility Needs	Major Facility Improvements (ongoing starting in 2022)		(750,000)	(750,000)	(750,000)	(750,000)
Countywide Facility Needs	Facility Critical Needs	(1,329,199)				
Countywide	Grant match funds	(150,000)	(150,000)	(150,000)	(150,000)	(150,000)
Countywide	Next Gen ASR/TRS System	(400,000)	(400,000)	(400,000)	(400,000)	(400,000)
Human Resources & Risk Management	NeoGov Onboard Module	(34,000)	(34,000)	(34,000)	(34,000)	(34,000)
Public Health	Increase for County Support to Public Health	(250,000)	(400,000)	(800,000)	(800,000)	(800,000)
Public Works - Fleet	Hydraulic Lift/Light Fleet Replacements	(550,000)	(150,000)	(150,000)	(150,000)	(150,000)
New Critical Needs	See Below	(8,101,693)	(5,026,716)	(5,676,716)	(7,220,350)	(7,870,350)
<b>Ending Operational Savings</b>		<b>4,819,542</b>	<b>3,489,714</b>	<b>1,553,764</b>	<b>400,364</b>	<b>245,184</b>



**El Paso County, Colorado**  
**Financial Services/Budget**  
**2021 Original Adopted Budget**  
**Financial Roadmap 2021-2025**

**Requested Critical Needs Funded in the 2021 OAB:**

		2021	2022	2023	2024	2025
Board of County Commissioners	I-25 Gap Match	(3,000,000)	(500,000)			
CSD - CSU Extension	Extension Agents - Local Match		(20,460)	(20,460)	(20,460)	(20,460)
Clerk & Recorder	Motor Vehicle Dept (2 FTEs)		(108,875)	(108,875)	(108,875)	(108,875)
DPW - R&B	Colorado 811 Compliance (3 FTEs) and set-up	(392,272)	(252,272)	(252,272)	(252,272)	(252,272)
DPW - Fleet	Fleet Management Information System (FMIS)	(230,000)	(30,000)	(30,000)	(30,000)	(30,000)
DPW - Fleet	DEF/Fuel Island Upgrade - Akers	(505,000)	(5,000)	(5,000)	(5,000)	(5,000)
DPW - R&B	Snow Removal Public ROW/ADA Compliance	(250,000)	(250,000)	(250,000)	(250,000)	(250,000)
District Attorney	New Elevators (FSM)	(1,000,000)				
District Attorney	Sr. Deputy District Attorney (1 FTE)				(153,046)	(153,046)
District Attorney	Deputy District Attorney - Economic Crime (1 FTE)				(120,690)	(120,690)
District Attorney	Legal Assistant (1 FTE)	(70,214)	(66,958)	(66,958)	(66,958)	(66,958)
District Attorney	Deputy District Attorney - County Court (1 FTE)	(118,741)	(113,213)	(113,213)	(113,213)	(113,213)
District Attorney	Deputy District Attorney - District Court (1 FTE)	(126,218)	(120,690)	(120,690)	(120,690)	(120,690)
District Attorney	Administrative Assistant - Investigations (1 FTE)				(59,949)	(59,949)
District Attorney	Body worn Camera Clerk (1 FTE)				(59,949)	(59,949)
Human Resources	HR Coordinator	(75,000)	(75,000)	(75,000)	(75,000)	(75,000)
Information Technology	Case Management System for County Attorney	(33,264)	(33,264)	(33,264)	(33,264)	(33,264)
Information Technology	Shared Workspace Reservation System	(35,984)	(35,984)	(35,984)	(35,984)	(35,984)
Information Technology	Virtual Desktop Infrastructure (VDI) based on 450 users	(100,000)	(100,000)	(100,000)	(100,000)	(100,000)
Planning & Community Devpt	Code Enforcement Cleanup	(15,000)	(15,000)	(15,000)	(15,000)	(15,000)
Retirement	Increase Employer Contribution to Retirement Plan	(650,000)	(1,300,000)	(1,950,000)	(2,600,000)	(3,250,000)
Sheriff/Security	Increase Security FTEs (23 FTEs - phased in over 4 years)	(1,500,000)	(2,000,000)	(2,500,000)	(3,000,000)	(3,000,000)
<b>Total 2021 AFRs Funded in Roadmap Above</b>		<b>(8,101,693)</b>	<b>(5,026,716)</b>	<b>(5,676,716)</b>	<b>(7,220,350)</b>	<b>(7,870,350)</b>

**Section II – Budget Changes  
(from 2020 to 2021)**



*El Paso County, Colorado  
Financial Services/Budget  
2021 Original Adopted Budget*

**El Paso County, Colorado**  
**Changes to Revenue Budget 2020 to 2021**

Department		2020 Original	Voter		Property	Specific	Other	Fees and	Inter-	Other	Restricted	2021 Original
		Adopted	Sales & Use	Restricted								Sales & Use
		Budget	Tax	Tax	Tax	Tax		Charges	Revenues	Misc/	Revenue	Budget
1	Administrative Services	121,065,902	9,635,110		6,043,445	0		(40,000)	(100,000)	(520,000)		136,084,457
	Facilities - Parking Structure	205,000										205,000
	Facilities Management	15,000										15,000
	Parks & Leisure Services	225,000										225,000
	Information Technology	8,000						(2,000)				6,000
	Veteran Services	31,900							(2,500)			29,400
	Planning & Community Development	1,820,000						0				1,820,000
	Assessor	22,000						(18,000)				4,000
	Clerk & Recorder	11,900,000						500,000				12,400,000
	Coroner	565,500						122,000	(500)			687,000
	Sheriff's Office	4,889,250						(1,178,250)	(525,000)			3,186,000
	Surveyor	2,000						0				2,000
	Treasurer	4,100,000						0				4,100,000
	Public Trustee	200,000						0				200,000
1	<b>Net General Fund</b>	<b>145,049,552</b>	<b>9,635,110</b>	<b>0</b>	<b>6,043,445</b>	<b>0</b>	<b>0</b>	<b>(616,250)</b>	<b>(628,000)</b>	<b>(520,000)</b>	<b>0</b>	<b>158,963,857</b>
	Restricted Facilities/CSC-CAM	200,000										200,000
	Restricted Parks & Environ Svcs	556,000										556,000
	Justice Services/Community Outreach	9,301,934									711,231	10,013,165
	Colorado Alt Sentencing Program (CASP)	66,000									(6,000)	60,000
	Admin Restricted - Use Tax, Cable & P-Card	1,975,000									0	1,975,000
	Clerk & Recorder	2,600,000									25,000	2,625,000
	District Attorney	1,014,401									2,994	1,017,395
	Sheriff's Office	2,185,750									(2,185,750)	0
	Public Safety Sales & Use Tax	27,158,724		2,406,504							0	29,565,228
	Economic Development	13,931,323									1,291,422	15,222,745
	Pikes Peak Workforce Center	7,267,789									417,277	7,685,066
1	<b>GF -Grants/Restricted</b>	<b>66,256,921</b>	<b>0</b>	<b>2,406,504</b>	<b>0</b>	<b>0</b>	<b>0</b>	<b>0</b>	<b>0</b>	<b>0</b>	<b>256,174</b>	<b>68,919,599</b>
1	<b>Total General Fund</b>	<b>211,306,473</b>	<b>9,635,110</b>	<b>2,406,504</b>	<b>6,043,445</b>	<b>0</b>	<b>0</b>	<b>(616,250)</b>	<b>(628,000)</b>	<b>(520,000)</b>	<b>256,174</b>	<b>227,883,456</b>
<b>Partially Restricted Funds</b>												
2	Road & Bridge	23,159,725			27,787	0					98,500	23,286,012
4	Dept of Human Services	80,523,640	300,379								(700,000)	80,124,019
6	Capital Improvement	16,133,114	39,135								(1,331,388)	14,840,861
12	Self-Insurance	49,119,916	387,415								620,026	50,127,357
<b>Restricted Funds</b>												
3	Road & Bridge Escrow	1,108,295			(7,941)							1,100,354
15	Conservation Trust	1,406,525									0	1,406,525
19	Schools' Trust Fund	100,000										100,000
22	Household Hazardous Waste	1,238,000									0	1,238,000
75	Local Improvement Districts-Falcon Vista	75,000									0	75,000
		<b>384,170,688</b>	<b>10,362,039</b>	<b>2,406,504</b>	<b>6,063,291</b>	<b>0</b>	<b>0</b>	<b>(616,250)</b>	<b>(628,000)</b>	<b>(520,000)</b>	<b>(1,056,688)</b>	<b>400,181,584</b>



**El Paso County, Colorado  
Changes to Base Budget from 2020 to 2021**

Fund	Department	2020 Original Adopted Budget	2020 Remove One-Time AFRs	2021 BoCC Approved One-Time Critical Needs	2021 BoCC Approved On-Going Critical Needs/Other Budget Moves	2021 Original Adopted Budget
1	Board of County Commissioners - Admin	2,597,279	(10,779)	3,000,000	46,323	5,632,823
	Board of Equalization	40,411	(305)		203	40,309
	HR/Risk Mgmt	1,870,580	(54,644)		148,680	1,964,616
	Financial Services	1,322,240	(90,882)		221,614	1,452,972
	Emergency Management	573,268	0		9,097	582,365
	Hazmat/ESA	374,957	0		7,148	382,105
	Strategic Initiatives	493,722	(15,241)		9,760	488,241
	Public Information Office	311,656	(19,538)		5,202	297,320
	Economic Development Admin	282,943	(9,573)		5,052	278,422
	Planning & Community Development	2,643,091	(83,223)		105,485	2,665,353
	Community Services - Parks	2,357,366	(93,214)		801,179	3,065,331
	CSU Administration	265,514	0		0	265,514
	Environmental Services	401,180	(10,670)		5,672	396,182
	Veteran Services	622,122	(61,596)		9,934	570,460
	Pretrial/Court Services	719,887	(28,524)		12,277	703,640
	Facilities Management/Parking	7,807,138	(1,251,223)	2,329,199	314,954	9,200,068
	Facilities/Utilities	3,003,646	0		0	3,003,646
	Information Technology	13,829,781	(239,253)		702,439	14,292,967
	County Attorney-GF	1,374,916	(42,008)		23,571	1,356,479
	Health Department Support	3,974,520	0		469,629	4,444,149
	Clerk & Recorder	8,891,896	(224,978)		89,629	8,756,547
	Treasurer	1,382,988	(36,491)		19,665	1,366,162
	Assessor	4,184,013	(137,102)		72,585	4,119,496
	Coroner	2,980,002	(91,049)		149,728	3,038,681
	Surveyor	11,380	0		0	11,380
	District Attorney	16,387,211	(546,488)	14,312	533,034	16,388,069
	Sheriff's Office	55,409,495	(1,561,078)		184,054	54,032,471
	Sheriff's Office/Security	1,613,620	(47,163)		1,280,540	2,846,997
	Public Works - GF	9,773,566	(430,959)	1,240,000	884,942	11,467,549
	Retirement	8,784,494	(264,622)		1,127,885	9,647,757
1	Net General Fund	154,284,882	(5,350,603)	6,583,511	7,240,281	162,758,071

**El Paso County, Colorado**  
**Changes to Base Budget from 2020 to 2021**

Fund	Department	2020 Original Adopted Budget	2020 Remove One-Time AFRs	2021 BoCC Approved One-Time Critical Needs	2021 BoCC Approved On-Going Critical Needs/Other Budget Moves	2021 Original Adopted Budget
	Restricted Parks & Environ Svcs	1,241,000			(255,000)	986,000
	Restricted Facilities/CSC-CAM	200,000			0	200,000
	Justice Services/Community Outreach	9,367,934			705,231	10,073,165
	Clerk & Recorder	3,900,000			(650,000)	3,250,000
	Admin Restricted - Use Tax, Cable & P-Card	1,982,369			0	1,982,369
	District Attorney	1,014,401			2,994	1,017,395
	Sheriff's Office	1,711,652			(1,711,652)	0
	Public Safety Sales & Use Tax	26,922,570			2,374,907	29,297,477
	Economic Development	13,933,943			1,315,241	15,249,184
	Pikes Peak Workforce Center	7,267,789			417,277	7,685,066
1	GF -Grants/Restricted	67,541,658	0	0	2,198,998	69,740,656
1	<b>Total General Fund</b>	<b>221,826,540</b>	<b>(5,350,603)</b>	<b>6,583,511</b>	<b>9,439,279</b>	<b>232,498,727</b>
<b>Partially Restricted Funds</b>						
2	Road & Bridge	24,884,623	(428,102)		1,102,329	25,558,850
4	Dept of Human Services	80,790,064			(945,415)	79,844,649
6	Capital Improvement	16,800,509			(1,959,648)	14,840,861
12	Self-Insurance	48,635,686			1,311,476	49,947,162
<b>Restricted Funds</b>						
3	Road & Bridge Escrow	1,108,295			(7,941)	1,100,354
15	Conservation Trust	1,406,525			0	1,406,525
19	Schools' Trust Fund	100,000			0	100,000
22	Household Hazardous Waste Mgmt.	1,238,000			0	1,238,000
75	Local Improvement Districts-Falcon Vista	75,000			0	75,000
		<b>396,865,242</b>	<b>(5,778,705)</b>	<b>6,583,511</b>	<b>8,940,080</b>	<b>406,610,128</b>

**Section III – 2021 Original Adopted Budget**

**El Paso County, Colorado  
2021 Original Adopted "Budget at a Glance"**

	1	2	3*	4	6	12	15*	19*	22*	75*	
	General Fund	Road & Bridge	Road & Bridge Escrow	DHS Fund	Capital Improvement Fund	Self-Insurance Fund	Conservation Trust Fund	Schools Trust	Household Hazardous Waste Mgmt.	LIDS	TOTAL
<b>UNRESTRICTED REVENUE</b>											
Sales and Use Tax	74,302,390			19,123,937	11,261,275	24,163,633					128,851,235
Property Taxes-Real Property	61,137,363	1,590,015									62,727,378
Property Taxes-Tabor Refund	(3,113,796)										(3,113,796)
Specific Ownership Tax		7,182,997									7,182,997
Other Taxes / PILT	285,000	64,000									349,000
Fees & Charges for Svs	684,500	500,000									1,184,500
Assessor Fees	4,000										4,000
Clerk & Recorder Fees	12,400,000										12,400,000
Coroner	685,000										685,000
Planning & Community Development	1,820,000										1,820,000
Sheriff Fees	1,436,000										1,436,000
Surveyor	2,000										2,000
Treasurer Fees	4,100,000										4,100,000
Public Trustee Fees	200,000										200,000
Park & Recreation Fees	225,000										225,000
Parking Structure Fees	205,000										205,000
Rent Collections-Outside	15,000										15,000
Intergovernmental	1,856,400										1,856,400
Miscellaneous Revenue	2,720,000					85,000					2,805,000
<b>Unrestricted Revenue</b>	<b>158,963,857</b>	<b>9,337,012</b>	<b>0</b>	<b>19,123,937</b>	<b>11,261,275</b>	<b>24,248,633</b>	<b>0</b>	<b>0</b>	<b>0</b>	<b>0</b>	<b>222,934,714</b>
<b>RESTRICTED REVENUE</b>											
Grant / Intergovernmental	34,138,371			61,000,082	802,509		1,406,525	100,000	1,238,000	75,000	98,760,487
Public Safety Sales & Use Tax	29,565,228										29,565,228
Restricted Fees	5,216,000	750,000									5,966,000
Property Taxes and Pass thru BPPT			1,100,354								1,100,354
Highway User Tax		13,199,000									13,199,000
Employee Paid Benefits						8,714,103					8,714,103
Internal County Direct Bills					2,777,077	17,164,621					19,941,698
<b>Restricted Revenue</b>	<b>68,919,599</b>	<b>13,949,000</b>	<b>1,100,354</b>	<b>61,000,082</b>	<b>3,579,586</b>	<b>25,878,724</b>	<b>1,406,525</b>	<b>100,000</b>	<b>1,238,000</b>	<b>75,000</b>	<b>177,246,870</b>
	<b>227,883,456</b>	<b>23,286,012</b>	<b>1,100,354</b>	<b>80,124,019</b>	<b>14,840,861</b>	<b>50,127,357</b>	<b>1,406,525</b>	<b>100,000</b>	<b>1,238,000</b>	<b>75,000</b>	<b>400,181,584</b>
<b>Expenditures</b>											
Personnel	113,642,324	5,145,620		11,539,035		18,790,769					149,117,747
Operating	45,122,907	6,138,770		7,305,532	11,261,275	5,277,669					75,106,153
Capital	3,992,840	325,460									4,318,300
<b>Unrestricted Expenditures</b>	<b>162,758,071</b>	<b>11,609,850</b>	<b>0</b>	<b>18,844,567</b>	<b>11,261,275</b>	<b>24,068,438</b>	<b>0</b>	<b>0</b>	<b>0</b>	<b>0</b>	<b>228,542,201</b>
Restricted Personnel	27,241,247	6,182,358		37,351,990		20,204,100	1,250,648		494,040		92,724,383
Restricted Operating	39,882,523	7,375,609	1,100,354	23,648,092	3,579,586	5,674,624	155,877	100,000	743,960	75,000	82,335,625
Restricted Capital	2,616,886	391,033									3,007,919
<b>Restricted Expenditures</b>	<b>69,740,656</b>	<b>13,949,000</b>	<b>1,100,354</b>	<b>61,000,082</b>	<b>3,579,586</b>	<b>25,878,724</b>	<b>1,406,525</b>	<b>100,000</b>	<b>1,238,000</b>	<b>75,000</b>	<b>178,067,927</b>
	<b>232,498,727</b>	<b>25,558,850</b>	<b>1,100,354</b>	<b>79,844,649</b>	<b>14,840,861</b>	<b>49,947,162</b>	<b>1,406,525</b>	<b>100,000</b>	<b>1,238,000</b>	<b>75,000</b>	<b>406,610,128</b>

\* Restricted Funds



**El Paso County, Colorado**  
**Financial Services/Budget**  
**2021 Original Adopted Budget - Fund Balance Estimates**

	January 1, 2021 Estimated Beginning Fund Balance	2021 Original Adopted Budget Revenues	2021 Original Adopted Budget Expenditures	December 31, 2021 Estimated Available Fund Balance	Estimated Restricted Fund Balance	Estimated Available Fund Balance
General Fund -Net-UR	\$25,032,112	\$158,963,857	(\$162,758,071)	\$21,237,899	\$20,992,715	\$245,184
Legally Required 3% TABOR Reserve	8,206,765	0	0	8,206,765	8,206,765	0
BoCC Emergency Reserve/2020 Est Tabor Overage	6,444,289	0	0	6,444,289	6,444,289	0
General Fund -RES	19,809,705	68,919,599	(69,740,656)	18,988,648	18,988,648	0
<b>Total General Fund</b>	<b>\$59,492,871</b>	<b>\$227,883,456</b>	<b>(\$232,498,727)</b>	<b>\$54,877,601</b>	<b>\$54,632,417</b>	<b>\$245,184</b>
<b>Partially Restricted Funds</b>						
Road & Bridge	\$3,824,699	\$23,286,012	(\$25,558,850)	\$1,551,861	\$1,551,861	\$0
Department of Human Services	\$705,522	\$80,124,019	(\$79,844,649)	\$984,892	\$984,892	\$0
Capital Improvement	\$317,929	\$14,840,861	(\$14,840,861)	\$317,929	\$317,929	\$0
Self-Insurance	\$9,107,571	\$50,127,357	(\$49,947,162)	\$9,287,766	\$9,287,766	\$0
<b>Restricted Funds</b>						
Road & Bridge Escrow	\$0	\$1,100,354	(\$1,100,354)	\$0	\$0	\$0
Conservation Trust	\$812,173	\$1,406,525	(\$1,406,525)	\$812,173	\$812,173	\$0
School's Trust	\$244,797	\$100,000	(\$100,000)	\$244,797	\$244,797	\$0
Household Hazardous Waste Management	\$930,899	\$1,238,000	(\$1,238,000)	\$930,899	\$930,899	\$0
Local Improvement Districts-Falcon Vista	\$51,749	\$75,000	(\$75,000)	\$51,749	\$51,749	\$0
<b>Total</b>	<b>\$75,488,210</b>	<b>\$400,181,584</b>	<b>(\$406,610,128)</b>	<b>\$69,059,667</b>	<b>\$68,814,483</b>	<b>\$245,184</b>

**El Paso County, Colorado  
Allocation of Revenues by Major Category**

<b>Fund</b>	<b>Department</b>	<b>Sales &amp; Use Tax</b>	<b>Restricted Sales &amp; Use Tax</b>	<b>Property Tax</b>	<b>Specific Ownership Tax</b>	<b>Other Taxes</b>	<b>Fees and Charges</b>	<b>Intergovernmental Revenues</b>	<b>Other Revenue</b>	<b>Restricted Revenue</b>	<b>2021 Original Adopted Budget</b>
1	Administrative Services	74,302,390	0	58,023,567	0	285,000	678,500	75,000	2,720,000	0	136,084,457
	Facilities - Parking Structure	0	0	0	0	0	205,000	0	0	0	205,000
	Facilities Management	0	0	0	0	0	15,000	0	0	0	15,000
	Parks & Leisure Services	0	0	0	0	0	225,000	0	0	0	225,000
	Information Technology	0	0	0	0	0	6,000	0	0	0	6,000
	Veteran Services	0	0	0	0	0	0	29,400	0	0	29,400
	Planning & Community Development	0	0	0	0	0	1,820,000	0	0	0	1,820,000
	Assessor	0	0	0	0	0	4,000	0	0	0	4,000
	Clerk & Recorder	0	0	0	0	0	12,400,000	0	0	0	12,400,000
	Coroner	0	0	0	0	0	685,000	2,000	0	0	687,000
	Sheriff's Office	0	0	0	0	0	1,436,000	1,750,000	0	0	3,186,000
	Surveyor	0	0	0	0	0	2,000	0	0	0	2,000
	Treasurer	0	0	0	0	0	4,100,000	0	0	0	4,100,000
	Public Trustee	0	0	0	0	0	200,000	0	0	0	200,000
1	<b>Net General Fund</b>	<b>74,302,390</b>	<b>0</b>	<b>58,023,567</b>	<b>0</b>	<b>285,000</b>	<b>21,776,500</b>	<b>1,856,400</b>	<b>2,720,000</b>	<b>0</b>	<b>158,963,857</b>
	Restricted Facilities/CSC-CAM	0	0	0	0	0	0	0	0	200,000	200,000
	Restricted Parks & Environ Svcs	0	0	0	0	0	0	0	0	556,000	556,000
	Justice Services/Community Outreach	0	0	0	0	0	0	0	0	10,013,165	10,013,165
	Colorado Alt Sentencing Program (CASP)	0	0	0	0	0	0	0	0	60,000	60,000
	Admin Restricted- Use Tax, Cable & P-Card	0	0	0	0	0	0	0	0	1,975,000	1,975,000
	Clerk & Recorder	0	0	0	0	0	0	0	0	2,625,000	2,625,000
	District Attorney-Grants	0	0	0	0	0	0	0	0	1,017,395	1,017,395
	Sheriff's Office	0	0	0	0	0	0	0	0	0	0
	Public Safety Sales & Use Tax	0	29,565,228	0	0	0	0	0	0	0	29,565,228
	Economic Development	0	0	0	0	0	0	0	0	15,222,745	15,222,745
	Pikes Peak Workforce Center	0	0	0	0	0	0	0	0	7,685,066	7,685,066
1	<b>GF -Grants/Restricted</b>	<b>0</b>	<b>29,565,228</b>	<b>0</b>	<b>0</b>	<b>0</b>	<b>0</b>	<b>0</b>	<b>0</b>	<b>39,354,371</b>	<b>68,919,599</b>
1	<b>Total General Fund</b>	<b>74,302,390</b>	<b>29,565,228</b>	<b>58,023,567</b>	<b>0</b>	<b>285,000</b>	<b>21,776,500</b>	<b>1,856,400</b>	<b>2,720,000</b>	<b>39,354,371</b>	<b>227,883,456</b>
<b>Partially Restricted Funds</b>											
2	Road & Bridge	0	0	1,590,015	7,182,997	64,000	500,000	0	0	13,949,000	23,286,012
4	Dept of Human Serv.	19,123,937	0	0	0	0	0	0	0	61,000,082	80,124,019
6	Capital Improvement	11,261,275	0	0	0	0	0	0	0	3,579,586	14,840,861
12	Self-Insurance	24,163,633	0	0	0	0	0	0	85,000	25,878,724	50,127,357
<b>Restricted Funds</b>											
3	Road & Bridge Escrow	0	0	1,100,354	0	0	0	0	0	0	1,100,354
15	Conservation Trust	0	0	0	0	0	0	0	0	1,406,525	1,406,525
19	School's Trust Fund	0	0	0	0	0	0	0	0	100,000	100,000
22	Household Hazardous Waste Mgmt.	0	0	0	0	0	0	0	0	1,238,000	1,238,000
75	Local Improve. Districts-Falcon Vista	0	0	0	0	0	0	0	0	75,000	75,000
		<b>128,851,235</b>	<b>29,565,228</b>	<b>60,713,936</b>	<b>7,182,997</b>	<b>349,000</b>	<b>22,276,500</b>	<b>1,856,400</b>	<b>2,805,000</b>	<b>146,581,288</b>	<b>400,181,584</b>

**El Paso County, Colorado**  
**Allocation of Expenditures by Major Category**

<b>Fund</b>	<b>Department</b>	<b>Personnel</b>	<b>Operating</b>	<b>Capital</b>	<b>Intergovernmental Reimbursements</b>	<b>2021 Original Adopted Budget</b>
1	Board of County Commissioners - Admin	1,068,057	4,564,766	0	0	5,632,823
	Board of Equalization	10,345	29,964	0	0	40,309
	Human Resources/Risk Mgmt	1,525,919	449,500	0	(10,803)	1,964,616
	Financial Services	6,833,257	5,291,822	0	(10,672,107)	1,452,972
	Emergency Management	500,445	81,920	0	0	582,365
	Hazmat/ESA	404,685	54,080	0	(76,660)	382,105
	Strategic Initiatives	435,641	52,600	0	0	488,241
	Public Information Office	359,322	42,475	0	(104,477)	297,320
	Economic Development Admin	457,663	20,750	0	(199,991)	278,422
	Planning & Community Development	2,427,591	239,934	0	(2,172)	2,665,353
	Community Services - Parks	1,770,838	753,970	750,000	(209,477)	3,065,331
	CSU Administration		265,514	0	0	265,514
	Environmental Services	299,532	96,650	0	0	396,182
	Pretrial/Court Services	595,644	107,996	0	0	703,640
	Veteran Services	497,286	73,174	0	0	570,460
	Facilities Management/Parking/ADA	3,735,631	6,943,771	294,653	(1,773,987)	9,200,068
	Facilities/Utilities	0	3,003,646	0	0	3,003,646
	Information Technology	6,001,131	10,843,064	150,000	(2,701,228)	14,292,967
	County Attorney-GF	1,383,682	169,391	0	(196,594)	1,356,479
	Health Department Support	0	4,444,149	0	0	4,444,149
	Clerk & Recorder	7,421,233	2,359,369	47,000	(1,071,055)	8,756,547
	Treasurer	1,173,496	192,666	0	0	1,366,162
	Assessor	3,918,971	200,525	0	0	4,119,496
	Coroner	2,743,147	295,534	0	0	3,038,681
	Surveyor	8,380	3,000	0	0	11,380
	District Attorney	16,903,339	527,047	0	(1,042,317)	16,388,069
	Sheriff's Office	47,256,024	10,510,121	0	(3,733,674)	54,032,471
	Sheriff's Office/Security	2,489,101	357,896	0	0	2,846,997
	Public Trustee	422,000	0	0	(422,000)	0
	Public Works - GF	2,404,389	6,311,973	2,751,187	0	11,467,549
	Retirement	12,766,095	2,100,000	0	(5,218,338)	9,647,757
	Retirement Admin/Pension Trust	270,339	0	0	(270,339)	0
1	<b>Net General Fund</b>	<b>126,083,183</b>	<b>60,387,267</b>	<b>3,992,840</b>	<b>(27,705,219)</b>	<b>162,758,071</b>

**El Paso County, Colorado**  
**Allocation of Expenditures by Major Category**

<b>Fund</b>	<b>Department</b>	<b>Personnel</b>	<b>Operating</b>	<b>Capital</b>	<b>Intergovernmental Reimbursements</b>	<b>2021 Original Adopted Budget</b>
	Restricted Parks & Environ Svcs	104,252	881,748	0	0	986,000
	Restricted Facilities/CSC-CAM	0	200,000	0	0	200,000
	Justice Services/Community Outreach	563,106	9,549,708	0	(39,649)	10,073,165
	County Attorney - DHS	1,591,195	147,751	0	(1,738,946)	0
	Clerk & Recorder	70,000	2,640,300	539,700	0	3,250,000
	Admin Restricted - Use Tax, Cable & P-Card	1,133,015	849,354	0	0	1,982,369
	District Attorney-Grants	1,017,395	0	0	0	1,017,395
	Sheriff's Office	0	0	0	0	0
	Public Safety Sales & Use Tax	20,383,786	6,836,505	2,077,186	0	29,297,477
	Economic Development	175,000	15,074,184	0	0	15,249,184
	Pikes Peak Workforce Center	3,834,342	3,850,724	0	0	7,685,066
<b>1</b>	<b>GF - Grants/Restricted</b>	<b>28,872,091</b>	<b>40,030,274</b>	<b>2,616,886</b>	<b>(1,778,595)</b>	<b>69,740,656</b>
<b>1</b>	<b>Total General Fund</b>	<b>154,955,274</b>	<b>100,417,541</b>	<b>6,609,726</b>	<b>(29,483,814)</b>	<b>232,498,727</b>
<b>Partially Restricted Funds</b>						
<b>2</b>	<b>Road &amp; Bridge</b>	<b>11,327,978</b>	<b>13,604,379</b>	<b>716,493</b>	<b>(90,000)</b>	<b>25,558,850</b>
<b>4</b>	<b>Dept of Human Services</b>	<b>48,891,025</b>	<b>30,953,624</b>	<b>0</b>	<b>0</b>	<b>79,844,649</b>
<b>6</b>	<b>Capital Improvement</b>	<b>0</b>	<b>14,840,861</b>	<b>0</b>	<b>0</b>	<b>14,840,861</b>
<b>12</b>	<b>Self Insurance</b>	<b>38,994,869</b>	<b>10,952,293</b>	<b>0</b>	<b>0</b>	<b>49,947,162</b>
<b>Restricted Funds</b>						
<b>3</b>	<b>Road &amp; Bridge Escrow</b>	<b>0</b>	<b>1,100,354</b>	<b>0</b>	<b>0</b>	<b>1,100,354</b>
<b>15</b>	<b>Conservation Trust</b>	<b>1,250,648</b>	<b>155,877</b>	<b>0</b>	<b>0</b>	<b>1,406,525</b>
<b>19</b>	<b>Schools' Trust Fund</b>	<b>0</b>	<b>100,000</b>	<b>0</b>	<b>0</b>	<b>100,000</b>
<b>22</b>	<b>Household Hazardous Waste Mgmt.</b>	<b>494,040</b>	<b>743,960</b>	<b>0</b>	<b>0</b>	<b>1,238,000</b>
<b>75</b>	<b>Local Improve. Districts-Falcon Vista</b>	<b>0</b>	<b>75,000</b>	<b>0</b>	<b>0</b>	<b>75,000</b>
		<b>255,913,834</b>	<b>172,943,889</b>	<b>7,326,219</b>	<b>(29,573,814)</b>	<b>406,610,128</b>