REINS TOPIC

# 首都圏中古マンション・中古戸建住宅 長期動向グラフ 【2010年7月～2021年6月】

## 1. 中古マンション

・成約件数は一時大幅減少したが、直近は新型コロナウイルス感染拡大前の水準で推移。

・直近の新規登録・在庫件数は前年比で減少が続き、特に在庫件数は減少幅も拡大傾向。

・成約㎡単価は一時下振れしたものの、新規登録物件・在庫物件㎡単価とともに上昇傾向。

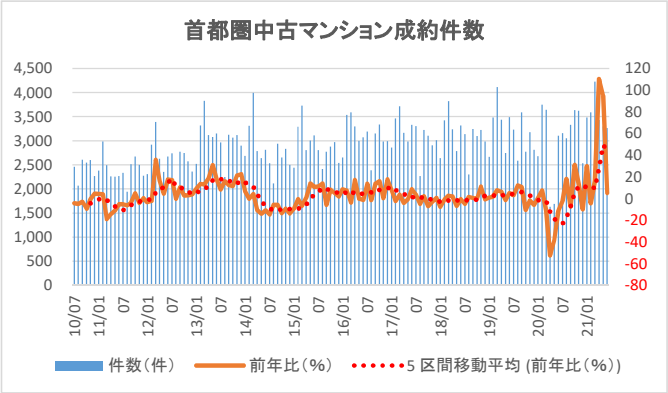


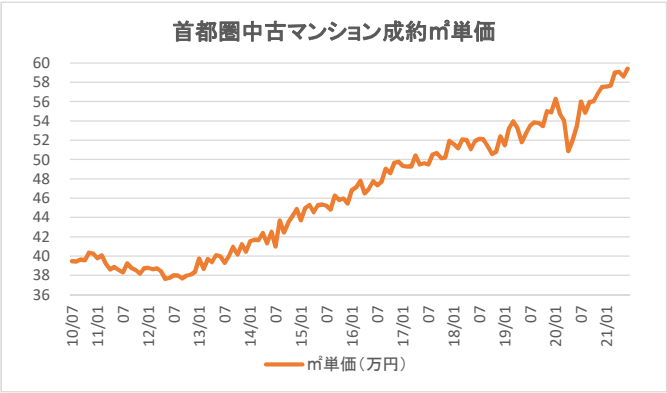


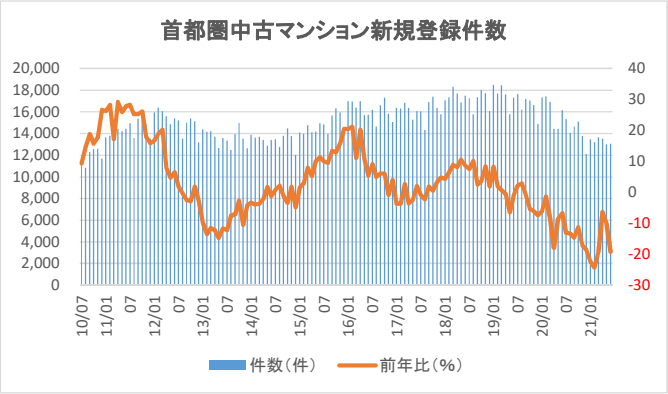


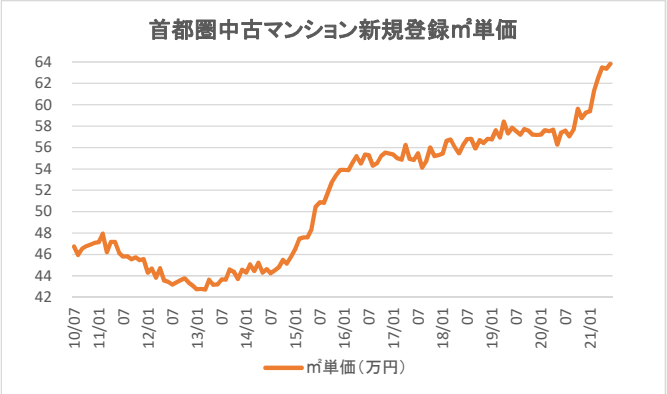


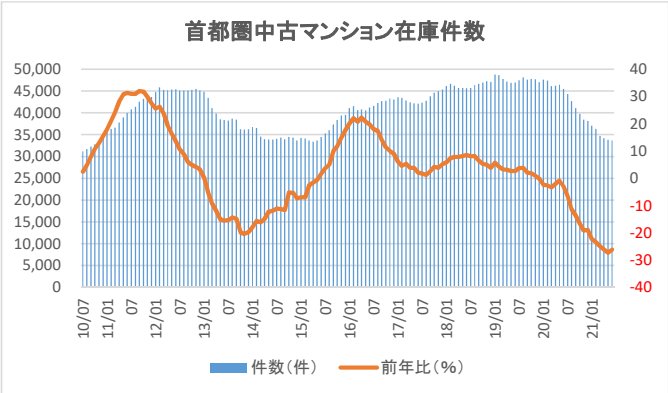


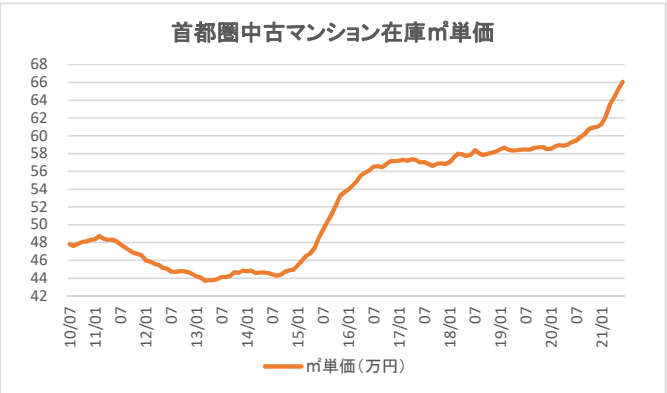


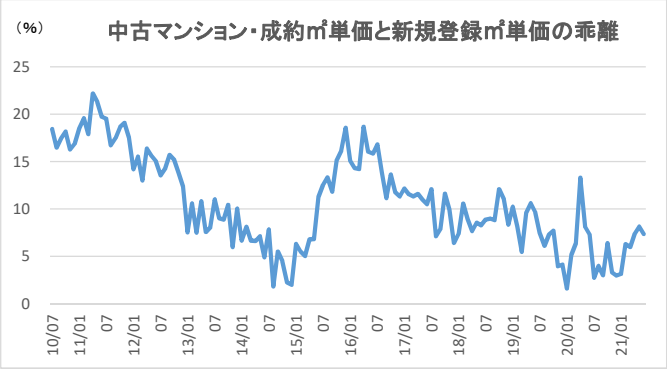


公益財団法人　東日本不動産流通機構　　2021（令和3）年7月19日
〒101-0044 東京都千代田区鍛冶町2-3-2 神田センタービルディング2F　TEL. 03-5296-9350

## 2. 中古戸建住宅

・新型コロナウイルスの感染拡大の影響で、成約件数は一時大幅な減少も、直近は大幅な増加。

・直近の新規登録・在庫件数は前年比で減少が続き、特に在庫件数は減少幅も拡大傾向。

・成約価格は、一時大幅に下落したが、新規登録・在庫価格とともに強含み基調。

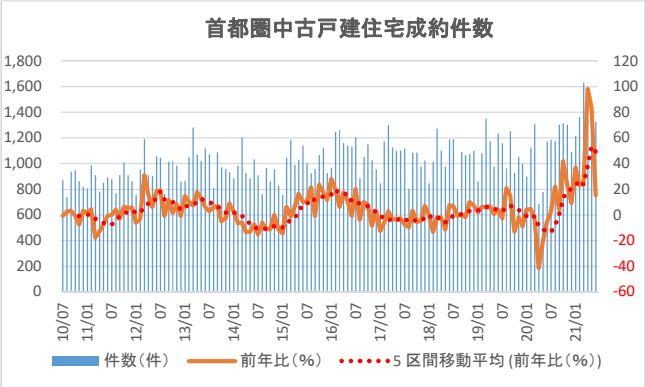


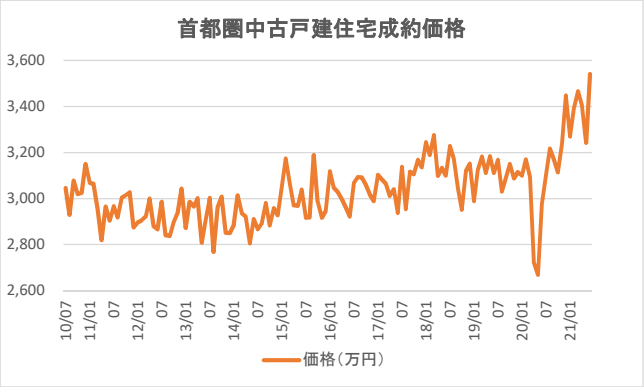


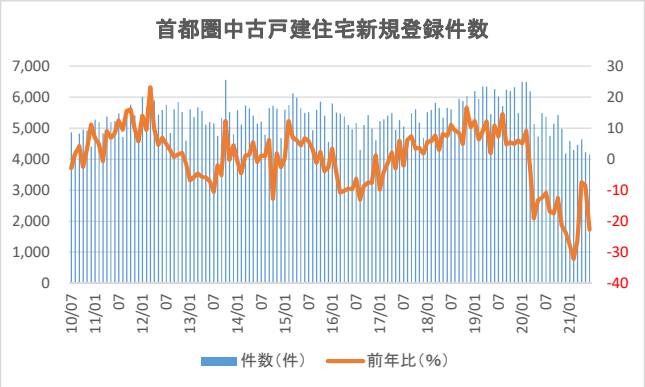


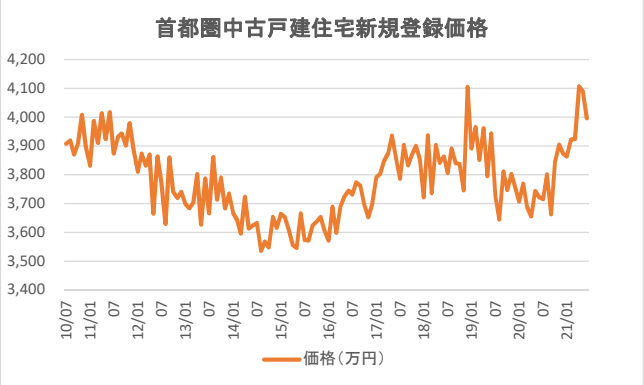


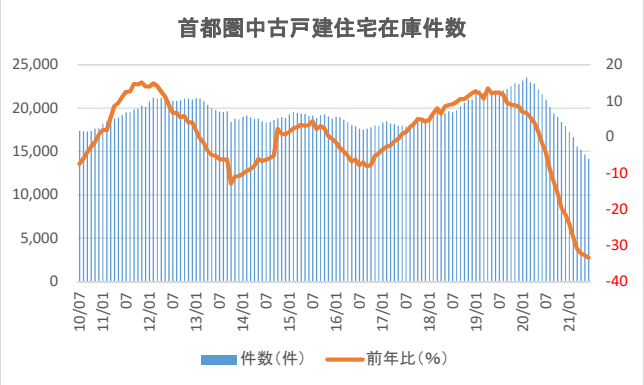

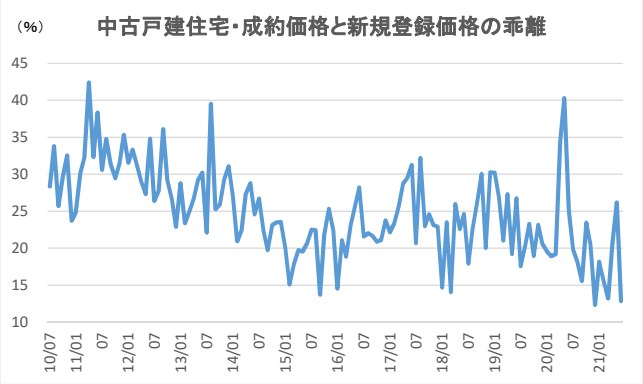

基本データ①　中古マンション

| 年/月 | ■成約状況 件数 (件) | 前年比(%) | ㎡単価 (万円) | 前年比(%) | 前月比(%) | ■新規登録状況 件数 (件) | 前年比(%) | ㎡単価 (万円) | 前年比(%) | 前月比(%) | ■在庫状況 件数 (件) | 前年比(%) | ㎡単価 (万円) | 前年比(%) | 前月比(%) |
|---|---|---|---|---|---|---|---|---|---|---|---|---|---|---|---|
| 10/07 | 2,459 | -4.4 | 39.47 | 5.0 | 2.5 | 11,655 | 9.3 | 46.75 | 6.6 | 2.5 | 31,178 | 2.4 | 47.80 | 7.1 | 0.8 |
| 08 | 2,067 | -5.0 | 39.45 | 2.6 | 0.0 | 10,844 | 14.7 | 45.95 | 5.3 | -1.7 | 31,647 | 4.9 | 47.62 | 7.0 | -0.4 |
| 09 | 2,607 | -2.7 | 39.63 | 5.0 | 0.5 | 12,282 | 18.8 | 46.55 | 5.1 | 1.3 | 32,283 | 7.9 | 47.82 | 6.5 | 0.4 |
| 10 | 2,546 | -9.2 | 39.58 | 4.7 | -0.1 | 12,565 | 15.7 | 46.78 | 3.9 | 0.5 | 32,793 | 10.8 | 48.08 | 5.7 | 0.5 |
| 11 | 2,599 | -0.6 | 40.36 | 7.8 | 2.0 | 12,582 | 17.8 | 46.93 | 4.3 | 0.3 | 33,662 | 13.0 | 48.14 | 4.9 | 0.1 |
| 12 | 2,265 | 4.5 | 40.26 | 4.7 | -0.3 | 11,697 | 26.6 | 47.07 | 3.9 | 0.3 | 34,324 | 15.6 | 48.31 | 4.8 | 0.4 |
| 11/01 | 2,383 | 4.2 | 39.78 | 3.1 | -1.2 | 13,661 | 26.2 | 47.14 | 4.0 | 0.2 | 35,645 | 18.0 | 48.36 | 4.6 | 0.1 |
| 02 | 2,985 | 3.9 | 40.08 | 3.9 | 0.7 | 13,786 | 28.2 | 47.93 | 5.4 | 1.7 | 36,360 | 21.1 | 48.72 | 5.1 | 0.7 |
| 03 | 2,495 | -19.2 | 39.18 | 1.3 | -2.2 | 13,364 | 17.1 | 46.20 | 0.1 | -3.6 | 36,654 | 24.1 | 48.46 | 3.9 | -0.5 |
| 04 | 2,258 | -14.4 | 38.61 | -1.1 | -1.5 | 14,438 | 29.2 | 47.18 | 1.9 | 2.1 | 37,855 | 28.3 | 48.29 | 3.3 | -0.3 |
| 05 | 2,251 | -10.7 | 38.88 | 0.6 | 0.7 | 14,198 | 25.9 | 47.16 | 2.2 | -0.1 | 38,992 | 30.8 | 48.33 | 2.4 | 0.1 |
| 06 | 2,270 | -5.3 | 38.54 | 0.1 | -0.9 | 14,447 | 27.8 | 46.14 | 1.1 | -2.2 | 40,016 | 31.3 | 48.15 | 1.5 | -0.4 |
| 07 | 2,334 | -5.1 | 38.32 | -2.9 | -0.6 | 14,943 | 28.2 | 45.80 | -2.0 | -0.7 | 40,847 | 31.0 | 47.81 | 0.0 | -0.7 |
| 08 | 1,943 | -6.0 | 39.25 | -0.5 | 2.4 | 13,577 | 25.2 | 45.81 | -0.3 | 0.0 | 41,456 | 31.0 | 47.47 | -0.3 | -0.7 |
| 09 | 2,513 | -3.6 | 38.77 | -2.2 | -1.2 | 15,383 | 25.2 | 45.56 | -2.1 | -0.5 | 42,605 | 32.0 | 47.20 | -1.3 | -0.6 |
| 10 | 2,670 | 4.9 | 38.53 | -2.6 | -0.6 | 15,850 | 26.1 | 45.72 | -2.3 | 0.4 | 43,219 | 31.8 | 46.87 | -2.5 | -0.7 |
| 11 | 2,497 | -3.9 | 38.18 | -5.4 | -0.9 | 14,834 | 17.9 | 45.47 | -3.1 | -0.5 | 43,734 | 29.9 | 46.71 | -3.0 | -0.3 |
| 12 | 2,272 | 0.3 | 38.76 | -3.7 | 1.5 | 13,543 | 15.8 | 45.56 | -3.2 | 0.2 | 43,728 | 27.4 | 46.56 | -3.6 | -0.3 |
| 12/01 | 2,305 | -3.3 | 38.78 | -2.5 | 0.0 | 15,939 | 16.7 | 44.28 | -6.1 | -2.8 | 44,771 | 25.6 | 45.99 | -4.9 | -1.2 |
| 02 | 2,919 | -2.2 | 38.66 | -3.5 | -0.3 | 16,395 | 18.9 | 44.67 | -6.8 | 0.9 | 45,930 | 26.3 | 45.84 | -5.9 | -0.3 |
| 03 | 3,388 | 35.8 | 38.76 | -1.1 | 0.3 | 16,057 | 20.2 | 43.80 | -5.2 | -2.0 | 45,328 | 23.7 | 45.61 | -5.9 | -0.5 |
| 04 | 2,628 | 16.4 | 38.41 | -0.5 | -0.9 | 15,608 | 8.1 | 44.70 | -5.3 | 2.1 | 45,249 | 19.5 | 45.48 | -5.8 | -0.3 |
| 05 | 2,353 | 4.5 | 37.64 | -3.2 | -2.0 | 14,859 | 4.7 | 43.53 | -7.7 | -2.6 | 45,403 | 16.4 | 45.18 | -6.5 | -0.7 |
| 06 | 2,672 | 17.7 | 37.74 | -2.1 | 0.3 | 15,384 | 6.5 | 43.42 | -5.9 | -0.2 | 45,477 | 13.6 | 45.06 | -6.4 | -0.3 |
| 07 | 2,736 | 17.2 | 38.02 | -0.8 | 0.8 | 15,224 | 1.9 | 43.18 | -5.7 | -0.6 | 45,186 | 10.6 | 44.75 | -6.4 | -0.7 |
| 08 | 1,940 | -0.2 | 37.98 | -3.2 | -0.1 | 13,526 | -0.4 | 43.40 | -5.3 | 0.5 | 45,152 | 8.9 | 44.71 | -5.8 | -0.1 |
| 09 | 2,775 | 10.4 | 37.67 | -2.8 | -0.8 | 14,999 | -2.5 | 43.59 | -4.3 | 0.4 | 45,148 | 6.0 | 44.77 | -5.1 | 0.1 |
| 10 | 2,744 | 2.8 | 37.98 | -1.4 | 0.8 | 15,395 | -2.9 | 43.75 | -4.3 | 0.4 | 45,321 | 4.9 | 44.76 | -4.5 | 0.0 |
| 11 | 2,574 | 3.1 | 38.07 | -0.3 | 0.2 | 15,119 | 1.9 | 43.33 | -4.7 | -1.0 | 45,549 | 4.2 | 44.68 | -4.3 | -0.2 |
| 12 | 2,363 | 4.0 | 38.34 | -1.1 | 0.7 | 13,177 | -2.7 | 43.08 | -5.5 | -0.6 | 45,157 | 3.3 | 44.46 | -4.5 | -0.5 |
| 13/01 | 2,517 | 9.2 | 39.75 | 2.5 | 3.7 | 14,373 | -9.8 | 42.75 | -3.5 | -0.8 | 44,897 | 0.3 | 44.21 | -3.9 | -0.6 |
| 02 | 3,316 | 13.6 | 38.68 | 0.0 | -2.7 | 14,159 | -13.6 | 42.77 | -4.3 | 0.0 | 43,446 | -5.4 | 44.06 | -3.9 | -0.3 |
| 03 | 3,830 | 13.0 | 39.72 | 2.5 | 2.7 | 14,215 | -11.5 | 42.71 | -2.5 | -0.1 | 41,157 | -9.2 | 43.69 | -4.2 | -0.8 |
| 04 | 3,119 | 18.7 | 39.36 | 2.5 | -0.9 | 13,705 | -12.2 | 43.62 | -2.4 | 2.1 | 39,850 | -11.9 | 43.75 | -3.8 | 0.1 |
| 05 | 3,076 | 30.7 | 40.11 | 6.6 | 1.9 | 12,658 | -14.8 | 43.15 | -0.9 | -1.1 | 38,541 | -15.1 | 43.77 | -3.1 | 0.0 |
| 06 | 3,149 | 17.9 | 39.97 | 5.9 | -0.4 | 13,580 | -11.7 | 43.20 | -0.5 | 0.1 | 38,422 | -15.5 | 43.86 | -2.7 | 0.2 |
| 07 | 2,965 | 8.4 | 39.31 | 3.4 | -1.6 | 13,364 | -12.2 | 43.65 | 1.1 | 1.0 | 38,252 | -15.3 | 44.12 | -1.4 | 0.6 |
| 08 | 2,250 | 16.0 | 40.01 | 5.3 | 1.8 | 12,493 | -7.6 | 43.63 | 0.5 | 0.0 | 38,716 | -14.3 | 44.14 | -1.3 | 0.0 |
| 09 | 3,123 | 12.5 | 40.95 | 8.7 | 2.3 | 13,935 | -7.1 | 44.60 | 2.3 | 2.2 | 38,484 | -14.8 | 44.24 | -1.2 | 0.2 |
| 10 | 3,066 | 11.7 | 40.18 | 5.8 | -1.9 | 14,984 | -2.7 | 44.38 | 1.4 | -0.5 | 36,303 | -19.9 | 44.65 | -0.2 | 0.9 |
| 11 | 3,121 | 21.3 | 41.23 | 8.3 | 2.6 | 13,537 | -10.5 | 43.70 | 0.9 | -1.5 | 36,215 | -20.5 | 44.59 | -0.2 | -0.2 |
| 12 | 2,900 | 22.7 | 40.48 | 5.6 | -1.8 | 12,634 | -4.1 | 44.55 | 3.4 | 1.9 | 36,249 | -19.7 | 44.83 | 0.8 | 0.5 |
| 14/01 | 2,688 | 6.8 | 41.53 | 4.5 | 2.6 | 13,892 | -3.3 | 44.30 | 3.6 | -0.5 | 36,832 | -18.0 | 44.77 | 1.3 | -0.1 |
| 02 | 3,311 | -0.2 | 41.68 | 7.8 | 0.3 | 13,607 | -3.9 | 45.06 | 5.4 | 1.7 | 36,612 | -15.7 | 44.83 | 1.8 | 0.1 |
| 03 | 3,994 | 4.3 | 41.66 | 4.9 | 0.0 | 13,696 | -3.7 | 44.44 | 4.0 | -1.4 | 34,550 | -16.1 | 44.57 | 2.0 | -0.6 |
| 04 | 2,785 | -10.7 | 42.40 | 7.7 | 1.8 | 13,408 | -2.2 | 45.22 | 3.7 | 1.8 | 33,909 | -14.9 | 44.63 | 2.0 | 0.1 |
| 05 | 2,638 | -14.2 | 41.34 | 3.1 | -2.5 | 12,879 | 1.7 | 44.29 | 2.7 | -2.0 | 33,842 | -12.2 | 44.64 | 2.0 | 0.0 |
| 06 | 2,812 | -10.7 | 42.52 | 6.4 | 2.9 | 13,415 | -1.2 | 44.61 | 3.3 | 0.7 | 33,848 | -11.9 | 44.56 | 1.6 | -0.2 |
| 07 | 2,532 | -14.6 | 41.01 | 4.3 | -3.6 | 13,471 | 0.8 | 44.23 | 1.3 | -0.8 | 34,008 | -11.1 | 44.40 | 0.6 | -0.4 |
| 08 | 2,118 | -5.9 | 43.69 | 9.2 | 6.5 | 12,769 | 2.2 | 44.50 | 2.0 | 0.6 | 34,323 | -11.3 | 44.28 | 0.3 | -0.3 |
| 09 | 2,938 | -5.9 | 42.46 | 3.7 | -2.8 | 13,801 | -1.0 | 44.81 | 0.5 | 0.7 | 33,964 | -11.7 | 44.37 | 0.3 | 0.2 |
| 10 | 2,655 | -13.4 | 43.53 | 8.3 | 2.5 | 14,470 | -3.4 | 45.49 | 2.5 | 1.5 | 34,431 | -5.2 | 44.71 | 0.1 | 0.8 |
| 11 | 2,830 | -9.3 | 44.15 | 7.1 | 1.4 | 13,766 | 1.7 | 45.14 | 3.3 | -0.8 | 34,283 | -5.3 | 44.89 | 0.7 | 0.4 |
| 12 | 2,497 | -13.9 | 44.87 | 10.9 | 1.6 | 12,011 | -4.9 | 45.77 | 2.7 | 1.4 | 33,617 | -7.3 | 44.96 | 0.3 | 0.1 |
| 15/01 | 2,440 | -9.2 | 43.73 | 5.3 | -2.6 | 14,098 | 1.5 | 46.50 | 5.0 | 1.6 | 34,258 | -7.0 | 45.43 | 1.5 | 1.1 |
| 02 | 3,292 | -0.6 | 45.00 | 8.0 | 2.9 | 13,982 | 2.8 | 47.48 | 5.4 | 2.1 | 34,065 | -7.0 | 45.98 | 2.6 | 1.2 |
| 03 | 3,728 | -6.7 | 45.31 | 8.7 | 0.7 | 14,775 | 7.9 | 47.60 | 7.1 | 0.2 | 33,661 | -2.6 | 46.50 | 4.3 | 1.1 |
| 04 | 2,808 | 0.8 | 44.55 | 5.1 | -1.7 | 14,116 | 5.3 | 47.58 | 5.2 | 0.0 | 33,363 | -1.6 | 46.75 | 4.7 | 0.5 |
| 05 | 3,008 | 14.0 | 45.28 | 9.5 | 1.6 | 14,183 | 10.1 | 48.37 | 9.2 | 1.7 | 33,645 | -0.6 | 47.41 | 6.2 | 1.4 |
| 06 | 3,114 | 10.7 | 45.33 | 6.6 | 0.1 | 14,945 | 11.4 | 50.45 | 13.1 | 4.3 | 34,431 | 1.7 | 48.55 | 9.0 | 2.4 |
| 07 | 2,808 | 10.9 | 45.20 | 10.2 | -0.3 | 14,820 | 10.0 | 50.87 | 15.0 | 0.8 | 35,274 | 3.7 | 49.44 | 11.4 | 1.8 |
| 08 | 2,415 | 14.0 | 44.82 | 2.6 | -0.8 | 13,981 | 9.5 | 50.81 | 14.2 | -0.1 | 36,039 | 5.0 | 50.28 | 13.5 | 1.7 |
| 09 | 2,772 | -5.7 | 46.27 | 9.0 | 3.2 | 15,644 | 13.4 | 51.75 | 15.5 | 1.9 | 37,394 | 10.1 | 51.16 | 15.3 | 1.8 |
| 10 | 2,877 | 8.4 | 45.80 | 5.2 | -1.0 | 16,333 | 12.9 | 52.75 | 16.0 | 1.9 | 38,445 | 11.7 | 52.15 | 16.6 | 1.9 |
| 11 | 2,971 | 5.0 | 45.98 | 4.2 | 0.4 | 15,945 | 15.8 | 53.40 | 18.3 | 1.2 | 39,408 | 14.9 | 53.23 | 18.6 | 2.1 |
| 12 | 2,543 | 1.8 | 45.44 | 1.3 | -1.2 | 14,474 | 20.5 | 53.89 | 17.8 | 0.9 | 39,566 | 17.7 | 53.63 | 19.3 | 0.8 |

基本データ①　中古マンション

| 年/月 | ■成約状況 件数 (件) | 前年比(%) | ㎡単価 (万円) | 前年比(%) | 前月比(%) | ■新規登録状況 件数 (件) | 前年比(%) | ㎡単価 (万円) | 前年比(%) | 前月比(%) | ■在庫状況 件数 (件) | 前年比(%) | ㎡単価 (万円) | 前年比(%) | 前月比(%) |
|---|---|---|---|---|---|---|---|---|---|---|---|---|---|---|---|
| 16/01 | 2,655 | 8.8 | 46.84 | 7.1 | 3.1 | 16,985 | 20.5 | 53.91 | 15.9 | 0.0 | 41,126 | 20.0 | 53.97 | 18.8 | 0.6 |
| 02 | 3,539 | 7.5 | 47.12 | 4.7 | 0.6 | 16,940 | 21.2 | 53.88 | 13.5 | -0.1 | 41,555 | 22.0 | 54.38 | 18.3 | 0.8 |
| 03 | 3,590 | -3.7 | 47.78 | 5.4 | 1.4 | 16,394 | 11.0 | 54.58 | 14.7 | 1.3 | 40,675 | 20.8 | 54.88 | 18.0 | 0.9 |
| 04 | 3,294 | 17.3 | 46.50 | 4.4 | -2.7 | 16,971 | 20.2 | 55.19 | 16.0 | 1.1 | 40,812 | 22.3 | 55.58 | 18.9 | 1.3 |
| 05 | 3,001 | -0.2 | 46.97 | 3.7 | 1.0 | 15,671 | 10.5 | 54.51 | 12.7 | -1.2 | 40,644 | 20.8 | 55.86 | 17.8 | 0.5 |
| 06 | 3,069 | -1.4 | 47.77 | 5.4 | 1.7 | 15,749 | 5.4 | 55.34 | 9.7 | 1.5 | 41,253 | 19.8 | 56.12 | 15.6 | 0.5 |
| 07 | 3,190 | 13.6 | 47.33 | 4.7 | -0.9 | 16,174 | 9.1 | 55.29 | 8.7 | -0.1 | 41,638 | 18.0 | 56.56 | 14.4 | 0.8 |
| 08 | 2,384 | -1.3 | 47.69 | 6.4 | 0.8 | 14,663 | 4.9 | 54.30 | 6.9 | -1.8 | 42,278 | 17.3 | 56.59 | 12.6 | 0.1 |
| 09 | 3,150 | 13.6 | 49.06 | 6.0 | 2.9 | 16,603 | 6.1 | 54.53 | 5.4 | 0.4 | 42,704 | 14.2 | 56.48 | 10.4 | -0.2 |
| 10 | 3,339 | 16.1 | 48.58 | 6.1 | -1.0 | 17,313 | 6.0 | 55.22 | 4.7 | 1.3 | 42,819 | 11.4 | 56.85 | 9.0 | 0.7 |
| 11 | 2,985 | 0.5 | 49.68 | 8.0 | 2.3 | 15,821 | -0.8 | 55.53 | 4.0 | 0.6 | 43,296 | 9.9 | 57.14 | 7.4 | 0.5 |
| 12 | 2,993 | 17.7 | 49.78 | 9.5 | 0.2 | 15,052 | 4.0 | 55.42 | 2.8 | -0.2 | 43,141 | 9.0 | 57.15 | 6.6 | 0.0 |
| 17/01 | 2,861 | 7.8 | 49.35 | 5.4 | -0.9 | 16,362 | -3.7 | 55.35 | 2.7 | -0.1 | 43,631 | 6.1 | 57.19 | 6.0 | 0.1 |
| 02 | 3,461 | -2.2 | 49.29 | 4.6 | -0.1 | 16,311 | -3.7 | 54.99 | 2.0 | -0.7 | 43,478 | 4.6 | 57.30 | 5.4 | 0.2 |
| 03 | 3,719 | 3.6 | 49.28 | 3.2 | 0.0 | 16,830 | 2.7 | 54.86 | 0.5 | -0.2 | 42,877 | 5.4 | 57.19 | 4.2 | -0.2 |
| 04 | 3,163 | -4.0 | 50.40 | 8.4 | 2.3 | 16,358 | -3.6 | 56.24 | 1.9 | 2.5 | 42,423 | 3.9 | 57.36 | 3.2 | 0.3 |
| 05 | 2,983 | -0.6 | 49.49 | 5.4 | -1.8 | 15,278 | -2.5 | 54.93 | 0.8 | -2.3 | 42,237 | 3.9 | 57.30 | 2.6 | -0.1 |
| 06 | 3,333 | 8.6 | 49.61 | 3.8 | 0.2 | 16,079 | 2.1 | 54.82 | -0.9 | -0.2 | 42,135 | 2.1 | 57.00 | 1.6 | -0.5 |
| 07 | 3,304 | 3.6 | 49.48 | 4.5 | -0.3 | 16,040 | -0.8 | 55.47 | 0.3 | 1.2 | 42,353 | 1.7 | 57.05 | 0.9 | 0.1 |
| 08 | 2,265 | -5.0 | 50.50 | 5.9 | 2.1 | 14,326 | -2.3 | 54.10 | -0.4 | -2.5 | 42,842 | 1.3 | 56.82 | 0.4 | -0.4 |
| 09 | 3,222 | 2.3 | 50.67 | 3.3 | 0.3 | 16,904 | 1.8 | 54.68 | 0.3 | 1.1 | 43,843 | 2.7 | 56.61 | 0.2 | -0.4 |
| 10 | 3,103 | -7.1 | 50.16 | 3.3 | -1.0 | 17,391 | 0.5 | 56.00 | 1.4 | 2.4 | 44,619 | 4.2 | 56.87 | 0.0 | 0.5 |
| 11 | 2,904 | -2.7 | 50.20 | 1.0 | 0.1 | 16,350 | 3.3 | 55.20 | -0.6 | -1.4 | 44,994 | 3.9 | 56.91 | -0.4 | 0.1 |
| 12 | 3,011 | 0.6 | 51.94 | 4.3 | 3.5 | 15,759 | 4.7 | 55.28 | -0.3 | 0.1 | 45,380 | 5.2 | 56.85 | -0.5 | -0.1 |
| 18/01 | 2,641 | -7.7 | 51.60 | 4.6 | -0.6 | 17,062 | 4.3 | 55.43 | 0.1 | 0.3 | 46,155 | 5.8 | 57.05 | -0.2 | 0.4 |
| 02 | 3,424 | -1.1 | 51.19 | 3.9 | -0.8 | 17,335 | 6.3 | 56.62 | 3.0 | 2.1 | 46,675 | 7.4 | 57.60 | 0.5 | 1.0 |
| 03 | 3,819 | 2.7 | 52.11 | 5.7 | 1.8 | 18,325 | 8.9 | 56.76 | 3.5 | 0.2 | 46,240 | 7.8 | 58.00 | 1.4 | 0.7 |
| 04 | 3,237 | 2.3 | 52.04 | 3.3 | -0.1 | 17,704 | 8.2 | 56.03 | -0.4 | -1.3 | 45,746 | 7.8 | 57.92 | 1.0 | -0.2 |
| 05 | 2,785 | -6.6 | 51.07 | 3.2 | -1.9 | 16,877 | 10.5 | 55.45 | 0.9 | -1.0 | 45,713 | 8.2 | 57.74 | 0.8 | -0.3 |
| 06 | 3,317 | -0.5 | 51.90 | 4.6 | 1.6 | 17,477 | 8.7 | 56.20 | 2.5 | 1.4 | 45,712 | 8.5 | 57.89 | 1.6 | 0.3 |
| 07 | 3,139 | -5.0 | 52.13 | 5.4 | 0.4 | 17,242 | 7.5 | 56.77 | 2.3 | 1.0 | 45,780 | 8.1 | 58.38 | 2.3 | 0.8 |
| 08 | 2,303 | 1.7 | 52.10 | 3.2 | 0.0 | 15,768 | 10.1 | 56.79 | 5.0 | 0.0 | 46,376 | 8.2 | 58.03 | 2.1 | -0.6 |
| 09 | 3,244 | 0.7 | 51.39 | 1.4 | -1.4 | 17,323 | 2.5 | 55.92 | 2.3 | -1.5 | 46,701 | 6.5 | 57.83 | 2.2 | -0.4 |
| 10 | 3,096 | -0.2 | 50.57 | 0.8 | -1.6 | 18,008 | 3.5 | 56.69 | 1.2 | 1.4 | 46,971 | 5.3 | 57.99 | 2.0 | 0.3 |
| 11 | 3,225 | 11.1 | 50.82 | 1.2 | 0.5 | 17,716 | 8.4 | 56.42 | 2.2 | -0.5 | 47,258 | 5.0 | 58.08 | 2.1 | 0.2 |
| 12 | 2,987 | -0.8 | 52.41 | 0.9 | 3.1 | 16,064 | 1.9 | 56.79 | 2.7 | 0.7 | 47,150 | 3.9 | 58.24 | 2.4 | 0.3 |
| 19/01 | 2,667 | 1.0 | 51.46 | -0.3 | -1.8 | 18,479 | 8.3 | 56.73 | 2.3 | -0.1 | 48,796 | 5.7 | 58.50 | 2.5 | 0.4 |
| 02 | 3,484 | 1.8 | 53.25 | 4.0 | 3.5 | 17,677 | 2.0 | 57.61 | 1.7 | 1.5 | 48,688 | 4.3 | 58.67 | 1.9 | 0.3 |
| 03 | 4,117 | 7.8 | 53.96 | 3.6 | 1.3 | 18,451 | 0.7 | 56.92 | 0.3 | -1.2 | 47,784 | 3.3 | 58.40 | 0.7 | -0.5 |
| 04 | 3,440 | 6.3 | 53.29 | 2.4 | -1.3 | 17,617 | -0.5 | 58.43 | 4.3 | 2.7 | 47,191 | 3.2 | 58.34 | 0.7 | -0.1 |
| 05 | 2,749 | -1.3 | 51.80 | 1.4 | -2.8 | 15,776 | -6.5 | 57.30 | 3.3 | -1.9 | 46,951 | 2.7 | 58.39 | 1.1 | 0.1 |
| 06 | 3,490 | 5.2 | 52.75 | 1.6 | 1.8 | 17,301 | -1.0 | 57.86 | 2.9 | 1.0 | 46,962 | 2.7 | 58.46 | 1.0 | 0.1 |
| 07 | 3,233 | 3.0 | 53.51 | 2.6 | 1.4 | 17,627 | 2.2 | 57.52 | 1.3 | -0.6 | 47,480 | 3.7 | 58.44 | 0.1 | 0.0 |
| 08 | 2,584 | 12.2 | 53.88 | 3.4 | 0.7 | 16,228 | 2.9 | 57.18 | 0.7 | -0.6 | 48,157 | 3.8 | 58.45 | 0.7 | 0.0 |
| 09 | 3,589 | 10.6 | 53.79 | 4.7 | -0.2 | 17,189 | -0.8 | 57.72 | 3.2 | 0.9 | 47,660 | 2.1 | 58.63 | 1.4 | 0.3 |
| 10 | 2,771 | -10.5 | 53.45 | 5.7 | -0.6 | 17,033 | -5.4 | 57.58 | 1.6 | -0.2 | 47,805 | 1.8 | 58.69 | 1.2 | 0.1 |
| 11 | 3,175 | -1.6 | 55.01 | 8.2 | 2.9 | 16,640 | -6.1 | 57.20 | 1.4 | -0.7 | 47,699 | 0.9 | 58.73 | 1.1 | 0.1 |
| 12 | 2,810 | -5.9 | 54.89 | 4.7 | -0.2 | 14,873 | -7.4 | 57.17 | 0.7 | -0.1 | 47,051 | -0.2 | 58.51 | 0.5 | -0.4 |
| 20/01 | 2,680 | 0.5 | 56.29 | 9.4 | 2.6 | 17,351 | -6.1 | 57.20 | 0.8 | 0.0 | 47,624 | -2.4 | 58.51 | 0.0 | 0.0 |
| 02 | 3,749 | 7.6 | 54.76 | 2.8 | -2.7 | 17,421 | -1.4 | 57.60 | 0.0 | 0.7 | 47,423 | -2.6 | 58.80 | 0.2 | 0.5 |
| 03 | 3,642 | -11.5 | 54.05 | 0.2 | -1.3 | 16,910 | -8.4 | 57.51 | 1.0 | -0.1 | 46,192 | -3.3 | 58.94 | 0.9 | 0.2 |
| 04 | 1,629 | -52.6 | 50.88 | -4.5 | -5.9 | 14,445 | -18.0 | 57.66 | -1.3 | 0.3 | 46,251 | -2.0 | 58.90 | 1.0 | -0.1 |
| 05 | 1,692 | -38.5 | 52.03 | 0.4 | 2.3 | 14,432 | -8.5 | 56.25 | -1.8 | -2.4 | 46,507 | -0.9 | 59.04 | 1.1 | 0.2 |
| 06 | 3,107 | -11.0 | 53.48 | 1.4 | 2.8 | 16,143 | -6.7 | 57.39 | -0.8 | 2.0 | 45,555 | -3.0 | 59.32 | 1.5 | 0.5 |
| 07 | 3,156 | -2.4 | 56.03 | 4.7 | 4.8 | 15,319 | -13.1 | 57.57 | 0.1 | 0.3 | 44,350 | -6.6 | 59.47 | 1.8 | 0.3 |
| 08 | 3,053 | 18.2 | 54.85 | 1.8 | -2.1 | 14,069 | -13.3 | 57.04 | -0.2 | -0.9 | 42,731 | -11.3 | 59.87 | 2.4 | 0.7 |
| 09 | 3,328 | -7.3 | 55.98 | 4.1 | 2.1 | 14,656 | -14.7 | 57.67 | -0.1 | 1.1 | 41,137 | -13.7 | 60.21 | 2.7 | 0.6 |
| 10 | 3,636 | 31.2 | 56.04 | 4.8 | 0.1 | 15,106 | -11.3 | 59.63 | 3.6 | 3.4 | 39,829 | -16.7 | 60.74 | 3.5 | 0.9 |
| 11 | 3,620 | 14.0 | 56.87 | 3.4 | 1.5 | 13,773 | -17.2 | 58.76 | 2.7 | -1.5 | 38,520 | -19.2 | 60.95 | 3.8 | 0.3 |
| 12 | 2,533 | -9.9 | 57.53 | 4.8 | 1.1 | 12,125 | -18.5 | 59.25 | 3.6 | 0.8 | 38,173 | -18.9 | 60.99 | 4.2 | 0.1 |
| 21/01 | 3,480 | 29.9 | 57.57 | 2.3 | 0.1 | 13,480 | -22.3 | 59.39 | 3.8 | 0.3 | 37,054 | -22.2 | 61.28 | 4.7 | 0.5 |
| 02 | 3,587 | -4.3 | 57.67 | 5.3 | 0.2 | 13,192 | -24.3 | 61.31 | 6.4 | 3.2 | 36,323 | -23.4 | 62.17 | 5.7 | 1.5 |
| 03 | 4,228 | 16.1 | 59.02 | 9.2 | 2.3 | 13,648 | -19.3 | 62.56 | 8.8 | 2.0 | 34,701 | -24.9 | 63.57 | 7.9 | 2.2 |
| 04 | 3,428 | 110.4 | 59.10 | 16.1 | 0.1 | 13,539 | -6.3 | 63.49 | 10.1 | 1.5 | 34,184 | -26.1 | 64.35 | 9.3 | 1.2 |
| 05 | 3,297 | 94.9 | 58.59 | 12.6 | -0.9 | 13,003 | -9.9 | 63.36 | 12.6 | -0.2 | 33,801 | -27.3 | 65.24 | 10.5 | 1.4 |
| 06 | 3,262 | 5.0 | 59.42 | 11.1 | 1.4 | 13,049 | -19.2 | 63.81 | 11.2 | 0.7 | 33,641 | -26.2 | 66.07 | 11.4 | 1.3 |

## 基本データ② 中古戸建住宅

＊2021年1月度より、戸建住宅の用途地域が未設定・無指定の物件について集計対象から除外する等の集計条件の変更を行っているため、
同年1月度以降の前年比及び前月比の数値は新たな集計条件に基づき算出している（既に公表している数値と比較した前年比・前月比ではない）。

| 年/月 | ■成約状況 | | | | | ■新規登録状況 | | | | | ■在庫状況 | | | | |
|---|---|---|---|---|---|---|---|---|---|---|---|---|---|---|---|
| | 件数 | | 価格 | | | 件数 | | 価格 | | | 件数 | | 価格 | | |
| | (件) | 前年比(%) | (万円) | 前年比(%) | 前月比(%) | (件) | 前年比(%) | (万円) | 前年比(%) | 前月比(%) | (件) | 前年比(%) | (万円) | 前年比(%) | 前月比(%) |
| 10/07 | 875 | -0.8 | 3,045 | -0.1 | 3.4 | 4,867 | -2.9 | 3,908 | -2.0 | 0.4 | 17,366 | -7.4 | 4,123 | 1.2 | 0.4 |
| 08 | 739 | 2.4 | 2,929 | -3.4 | -3.8 | 4,303 | 1.7 | 3,919 | 3.1 | 0.3 | 17,334 | -6.0 | 4,139 | 2.4 | 0.4 |
| 09 | 939 | 3.3 | 3,078 | 3.3 | 5.1 | 4,823 | 4.2 | 3,870 | 0.6 | -1.3 | 17,311 | -4.2 | 4,149 | 2.3 | 0.2 |
| 10 | 950 | -0.7 | 3,019 | -1.2 | -1.9 | 4,960 | -2.5 | 3,911 | 1.2 | 1.1 | 17,391 | -2.7 | 4,140 | 1.9 | -0.2 |
| 11 | 863 | -7.6 | 3,024 | 0.8 | 0.2 | 4,930 | 3.1 | 4,008 | 2.5 | 2.5 | 17,631 | -1.4 | 4,172 | 2.0 | 0.8 |
| 12 | 819 | 3.3 | 3,150 | 6.5 | 4.2 | 4,407 | 11.1 | 3,898 | -1.6 | -2.7 | 17,677 | 0.6 | 4,175 | 2.0 | 0.1 |
| 11/01 | 807 | 2.2 | 3,067 | 7.4 | -2.6 | 5,278 | 6.9 | 3,831 | 2.4 | -1.7 | 18,236 | 2.0 | 4,168 | 1.9 | -0.2 |
| 02 | 986 | 4.4 | 3,064 | 0.8 | -0.1 | 5,199 | 4.9 | 3,987 | 6.1 | 4.1 | 18,483 | 1.9 | 4,187 | 2.9 | 0.5 |
| 03 | 911 | -17.8 | 2,954 | -3.1 | -3.6 | 4,831 | -0.6 | 3,910 | 2.1 | -1.9 | 18,498 | 5.3 | 4,173 | 2.6 | -0.3 |
| 04 | 781 | -13.1 | 2,818 | -2.5 | -4.6 | 5,370 | 9.1 | 4,013 | 2.0 | 2.6 | 18,808 | 8.6 | 4,146 | 1.2 | -0.7 |
| 05 | 851 | -7.4 | 2,964 | 1.2 | 5.2 | 5,200 | 6.9 | 3,923 | -1.6 | -2.2 | 18,892 | 9.4 | 4,140 | 0.1 | -0.1 |
| 06 | 892 | -0.9 | 2,903 | -1.5 | -2.1 | 5,223 | 8.5 | 4,017 | 3.2 | 2.4 | 19,198 | 11.1 | 4,177 | 1.7 | 0.9 |
| 07 | 878 | 0.3 | 2,966 | -2.6 | 2.2 | 5,477 | 12.5 | 3,874 | -0.9 | -3.5 | 19,531 | 12.5 | 4,141 | 0.4 | -0.9 |
| 08 | 769 | 4.1 | 2,917 | -0.4 | -1.6 | 4,710 | 9.5 | 3,931 | 0.3 | 1.5 | 19,516 | 12.6 | 4,104 | -0.8 | -0.9 |
| 09 | 911 | -3.0 | 3,003 | -2.5 | 2.9 | 5,573 | 15.6 | 3,944 | 1.9 | 0.3 | 19,861 | 14.7 | 4,097 | -1.2 | -0.2 |
| 10 | 1,008 | 6.1 | 3,013 | -0.2 | 0.3 | 5,758 | 16.1 | 3,901 | -0.3 | -1.1 | 19,938 | 14.6 | 4,075 | -1.6 | -0.5 |
| 11 | 910 | 5.4 | 3,027 | 0.1 | 0.5 | 5,417 | 9.9 | 3,979 | -0.7 | 2.0 | 20,297 | 15.1 | 4,095 | -1.9 | 0.5 |
| 12 | 865 | 5.6 | 2,874 | -8.8 | -5.1 | 4,662 | 5.8 | 3,889 | -0.2 | -2.3 | 20,155 | 14.0 | 4,093 | -2.0 | 0.0 |
| 12/01 | 756 | -6.3 | 2,896 | -5.6 | 0.8 | 6,017 | 14.0 | 3,810 | -0.5 | -2.0 | 20,766 | 13.9 | 4,070 | -2.4 | -0.6 |
| 02 | 953 | -3.3 | 2,905 | -5.2 | 0.3 | 5,693 | 9.5 | 3,873 | -2.9 | 1.7 | 21,216 | 14.8 | 4,056 | -3.1 | -0.3 |
| 03 | 1,192 | 30.8 | 2,921 | -1.1 | 0.5 | 5,950 | 23.2 | 3,831 | -2.0 | -1.1 | 21,121 | 14.2 | 4,043 | -3.1 | -0.3 |
| 04 | 909 | 16.4 | 3,000 | 6.5 | 2.7 | 5,900 | 9.9 | 3,870 | -3.6 | 1.0 | 21,181 | 12.6 | 4,025 | -2.9 | -0.5 |
| 05 | 904 | 6.2 | 2,879 | -2.9 | -4.1 | 5,438 | 4.6 | 3,665 | -6.6 | -5.3 | 21,010 | 11.2 | 3,984 | -3.8 | -1.0 |
| 06 | 1,056 | 18.4 | 2,866 | -1.3 | -0.4 | 5,584 | 6.9 | 3,864 | -3.8 | 5.4 | 20,859 | 8.7 | 4,004 | -4.1 | 0.5 |
| 07 | 1,045 | 19.0 | 2,986 | 0.7 | 4.2 | 5,753 | 5.0 | 3,774 | -2.6 | -2.3 | 20,859 | 6.8 | 3,978 | -3.9 | -0.7 |
| 08 | 764 | -0.7 | 2,839 | -2.7 | -4.9 | 4,846 | 2.9 | 3,629 | -7.7 | -3.9 | 20,845 | 6.8 | 3,961 | -3.5 | -0.4 |
| 09 | 1,015 | 11.4 | 2,836 | -5.6 | -0.1 | 5,614 | 0.7 | 3,860 | -2.1 | 6.4 | 20,925 | 5.4 | 3,972 | -3.1 | 0.3 |
| 10 | 1,022 | 1.4 | 2,896 | -3.9 | 2.1 | 5,845 | 1.5 | 3,740 | -4.1 | -3.1 | 21,123 | 5.9 | 3,955 | -2.9 | -0.4 |
| 11 | 985 | 8.2 | 2,939 | -2.9 | 1.5 | 5,531 | 2.1 | 3,719 | -6.6 | -0.6 | 21,122 | 4.1 | 3,914 | -4.4 | -1.0 |
| 12 | 858 | -0.8 | 3,043 | 5.9 | 3.5 | 4,600 | -1.3 | 3,740 | -3.8 | 0.6 | 20,988 | 4.1 | 3,905 | -4.6 | -0.2 |
| 13/01 | 866 | 14.6 | 2,871 | -0.8 | -5.6 | 5,607 | -6.8 | 3,698 | -2.9 | -1.1 | 21,163 | 1.9 | 3,878 | -4.7 | -0.7 |
| 02 | 1,051 | 10.3 | 2,985 | 2.7 | 4.0 | 5,365 | -5.8 | 3,683 | -4.9 | -0.4 | 21,122 | -0.4 | 3,892 | -4.0 | 0.4 |
| 03 | 1,281 | 7.5 | 2,965 | 1.5 | -0.7 | 5,670 | -4.7 | 3,705 | -3.3 | 0.6 | 20,760 | -1.7 | 3,891 | -3.8 | 0.0 |
| 04 | 1,071 | 17.8 | 3,001 | 0.0 | 1.2 | 5,561 | -5.7 | 3,802 | -1.8 | 2.6 | 20,369 | -3.8 | 3,861 | -4.1 | -0.8 |
| 05 | 1,021 | 12.9 | 2,808 | -2.4 | -6.4 | 5,118 | -5.9 | 3,627 | -1.0 | -4.6 | 19,982 | -4.9 | 3,847 | -3.4 | -0.4 |
| 06 | 1,119 | 6.0 | 2,908 | 1.5 | 3.6 | 5,195 | -7.0 | 3,787 | -2.0 | 4.4 | 19,782 | -5.2 | 3,865 | -3.5 | 0.5 |
| 07 | 1,074 | 2.8 | 3,002 | 0.5 | 3.2 | 5,151 | -10.5 | 3,666 | -2.9 | -3.2 | 19,577 | -6.1 | 3,861 | -2.9 | -0.1 |
| 08 | 809 | 5.9 | 2,767 | -2.5 | -7.8 | 4,749 | -2.0 | 3,861 | 6.4 | 5.3 | 19,563 | -6.2 | 3,870 | -2.3 | 0.2 |
| 09 | 1,089 | 7.3 | 2,964 | 4.5 | 7.1 | 5,321 | -5.2 | 3,714 | -3.8 | -3.8 | 19,624 | -6.2 | 3,881 | -2.3 | 0.3 |
| 10 | 972 | -4.9 | 3,008 | 3.9 | 1.5 | 6,562 | 12.3 | 3,790 | 1.3 | 2.0 | 18,405 | -12.9 | 3,903 | -1.3 | 0.6 |
| 11 | 957 | -2.8 | 2,850 | -3.0 | -5.2 | 5,522 | -0.2 | 3,684 | -0.9 | -2.8 | 18,790 | -11.0 | 3,896 | -0.4 | -0.2 |
| 12 | 935 | 9.0 | 2,849 | -6.4 | 0.0 | 4,802 | 4.4 | 3,735 | -0.1 | 1.4 | 18,726 | -10.8 | 3,897 | -0.2 | 0.0 |
| 14/01 | 887 | 2.4 | 2,885 | 0.5 | 1.3 | 5,574 | -0.6 | 3,667 | -0.8 | -1.8 | 18,998 | -10.2 | 3,870 | -0.2 | -0.7 |
| 02 | 984 | -6.4 | 3,013 | 1.0 | 4.4 | 5,118 | -4.6 | 3,644 | -1.1 | -0.6 | 19,133 | -9.4 | 3,829 | -1.6 | -1.1 |
| 03 | 1,205 | -5.9 | 2,935 | -1.0 | -2.6 | 5,733 | 1.1 | 3,596 | -3.0 | -1.3 | 18,926 | -8.8 | 3,805 | -2.2 | -0.6 |
| 04 | 927 | -13.4 | 2,922 | -2.6 | -0.5 | 5,636 | 1.3 | 3,723 | -2.1 | 3.5 | 18,749 | -8.0 | 3,773 | -2.3 | -0.8 |
| 05 | 886 | -13.2 | 2,805 | -0.1 | -4.0 | 5,400 | 5.5 | 3,613 | -0.4 | -3.0 | 18,765 | -6.1 | 3,772 | -2.0 | 0.0 |
| 06 | 1,034 | -7.6 | 2,910 | 0.1 | 3.7 | 5,148 | -0.9 | 3,625 | -4.3 | 0.3 | 18,473 | -6.6 | 3,771 | -2.4 | 0.0 |
| 07 | 910 | -15.3 | 2,866 | -4.5 | -1.5 | 5,209 | 1.1 | 3,632 | -0.9 | 0.2 | 18,334 | -6.3 | 3,782 | -2.1 | 0.3 |
| 08 | 761 | -5.9 | 2,891 | 4.5 | 0.9 | 4,790 | 0.9 | 3,536 | -8.4 | -2.7 | 18,430 | -5.8 | 3,761 | -2.8 | -0.5 |
| 09 | 966 | -11.3 | 2,980 | 0.5 | 3.1 | 5,651 | 6.2 | 3,568 | -3.9 | 0.9 | 18,632 | -5.1 | 3,752 | -3.3 | -0.2 |
| 10 | 862 | -11.3 | 2,882 | -4.2 | -3.3 | 5,722 | -12.8 | 3,548 | -6.4 | -0.6 | 18,807 | 2.2 | 3,743 | -4.1 | -0.2 |
| 11 | 956 | -0.1 | 2,958 | 3.8 | 2.7 | 5,628 | 1.9 | 3,654 | -0.8 | 3.0 | 18,966 | 0.9 | 3,762 | -3.4 | 0.5 |
| 12 | 830 | -11.2 | 2,927 | 2.7 | -1.1 | 4,678 | -2.6 | 3,616 | -3.2 | -1.0 | 18,854 | 0.7 | 3,722 | -4.5 | -1.1 |
| 15/01 | 758 | -14.5 | 3,054 | 5.8 | 4.3 | 5,599 | 0.4 | 3,665 | -0.1 | 1.3 | 19,271 | 1.4 | 3,723 | -3.8 | 0.0 |
| 02 | 1,046 | 6.3 | 3,173 | 5.3 | 3.9 | 5,746 | 12.3 | 3,653 | 0.3 | -0.3 | 19,567 | 2.3 | 3,738 | -2.4 | 0.4 |
| 03 | 1,189 | -1.3 | 3,063 | 4.4 | -3.5 | 6,128 | 6.9 | 3,611 | 0.4 | -1.2 | 19,454 | 2.8 | 3,750 | -1.5 | 0.3 |
| 04 | 988 | 6.6 | 2,970 | 1.6 | -3.0 | 5,977 | 6.1 | 3,556 | -4.5 | -1.5 | 19,383 | 3.4 | 3,684 | -2.4 | -1.8 |
| 05 | 1,031 | 16.4 | 2,967 | 5.8 | -0.1 | 5,639 | 4.4 | 3,546 | -1.9 | -0.3 | 19,352 | 3.1 | 3,664 | -2.9 | -0.5 |
| 06 | 1,141 | 10.3 | 3,038 | 4.4 | 2.4 | 5,493 | 6.7 | 3,666 | 1.1 | 3.4 | 19,076 | 3.3 | 3,684 | -2.3 | 0.5 |
| 07 | 1,003 | 10.2 | 2,916 | 1.7 | -4.0 | 5,515 | 5.9 | 3,573 | -1.6 | -2.5 | 19,144 | 4.4 | 3,669 | -3.0 | -0.4 |
| 08 | 923 | 21.3 | 2,917 | 0.9 | 0.0 | 4,943 | 3.2 | 3,571 | 1.0 | -0.1 | 18,837 | 2.2 | 3,694 | -1.8 | 0.7 |
| 09 | 958 | -0.8 | 3,188 | 7.0 | 9.3 | 5,589 | -1.1 | 3,625 | 1.6 | 1.5 | 19,189 | 3.0 | 3,698 | -1.4 | 0.1 |
| 10 | 1,066 | 23.7 | 2,986 | 3.6 | -6.3 | 5,858 | 2.4 | 3,637 | 2.5 | 0.3 | 19,251 | 2.4 | 3,708 | -0.9 | 0.3 |
| 11 | 1,123 | 17.5 | 2,916 | -1.4 | -2.3 | 5,407 | -3.9 | 3,654 | 0.0 | 0.5 | 19,025 | 0.3 | 3,734 | -0.7 | 0.7 |
| 12 | 927 | 11.7 | 2,946 | 0.7 | 1.0 | 4,553 | -2.7 | 3,607 | -0.3 | -1.3 | 18,767 | -0.5 | 3,728 | 0.2 | -0.2 |

## 基本データ② 中古戸建住宅

＊2021年1月度より、戸建住宅の用途地域が未設定・無指定の物件について集計対象から除外する等の集計条件の変更を行っているため、
同年1月度以降の前年比及び前月比の数値は新たな集計条件に基づき算出している（既に公表している数値と比較した前年比・前月比ではない）。

| 年/月 | ■成約状況 | | | | | ■新規登録状況 | | | | | ■在庫状況 | | | | |
|---|---|---|---|---|---|---|---|---|---|---|---|---|---|---|---|
| | 件数 | | 価格 | | | 件数 | | 価格 | | | 件数 | | 価格 | | |
| | (件) | 前年比(%) | (万円) | 前年比(%) | 前月比(%) | (件) | 前年比(%) | (万円) | 前年比(%) | 前月比(%) | (件) | 前年比(%) | (万円) | 前年比(%) | 前月比(%) |
| 16/01 | 969 | 27.8 | 3,117 | 2.1 | 5.8 | 5,791 | 3.4 | 3,571 | -2.6 | -1.0 | 18,986 | -1.5 | 3,711 | -0.3 | -0.5 |
| 02 | 1,247 | 19.2 | 3,047 | -4.0 | -2.2 | 5,506 | -4.2 | 3,689 | 1.0 | 3.3 | 18,974 | -3.0 | 3,738 | 0.0 | 0.7 |
| 03 | 1,263 | 6.2 | 3,027 | -1.2 | -0.7 | 5,473 | -10.7 | 3,598 | -0.4 | -2.5 | 18,678 | -4.0 | 3,777 | 0.7 | 1.1 |
| 04 | 1,161 | 17.5 | 2,998 | 0.9 | -1.0 | 5,370 | -10.2 | 3,690 | 3.8 | 2.6 | 18,385 | -5.1 | 3,765 | 2.2 | -0.3 |
| 05 | 1,142 | 10.8 | 2,960 | -0.2 | -1.3 | 5,101 | -9.5 | 3,723 | 5.0 | 0.9 | 18,047 | -6.7 | 3,782 | 3.2 | 0.4 |
| 06 | 1,131 | -0.9 | 2,921 | -3.9 | -1.3 | 4,961 | -9.7 | 3,745 | 2.2 | 0.6 | 17,881 | -6.3 | 3,814 | 3.5 | 0.9 |
| 07 | 1,205 | 20.1 | 3,068 | 5.2 | 5.0 | 5,167 | -6.3 | 3,731 | 4.4 | -0.4 | 17,647 | -7.8 | 3,860 | 5.2 | 1.2 |
| 08 | 889 | -3.7 | 3,092 | 6.0 | 0.8 | 4,299 | -13.0 | 3,774 | 5.7 | 1.1 | 17,514 | -7.0 | 3,867 | 4.7 | 0.2 |
| 09 | 1,054 | 10.0 | 3,091 | -3.0 | 0.0 | 5,105 | -8.7 | 3,762 | 3.8 | -0.3 | 17,644 | -8.1 | 3,878 | 4.9 | 0.3 |
| 10 | 1,151 | 8.0 | 3,060 | 2.5 | -1.0 | 5,420 | -7.5 | 3,698 | 1.7 | -1.7 | 17,771 | -7.7 | 3,891 | 4.9 | 0.3 |
| 11 | 1,026 | -8.6 | 3,016 | 3.4 | -1.4 | 4,989 | -7.7 | 3,652 | -0.1 | -1.2 | 18,008 | -5.3 | 3,878 | 3.8 | -0.3 |
| 12 | 957 | 3.2 | 2,988 | 1.4 | -0.9 | 4,606 | 1.2 | 3,698 | 2.5 | 1.3 | 17,938 | -4.4 | 3,874 | 3.9 | -0.1 |
| 17/01 | 847 | -12.6 | 3,103 | -0.4 | 3.9 | 5,226 | -9.8 | 3,791 | 6.2 | 2.5 | 18,347 | -3.4 | 3,883 | 4.6 | 0.2 |
| 02 | 1,173 | -5.9 | 3,083 | 1.2 | -0.7 | 5,288 | -4.0 | 3,803 | 3.1 | 0.3 | 18,477 | -2.6 | 3,890 | 4.1 | 0.2 |
| 03 | 1,300 | 2.9 | 3,063 | 1.2 | -0.6 | 5,405 | -1.2 | 3,848 | 7.0 | 1.2 | 18,224 | -2.4 | 3,952 | 4.6 | 1.6 |
| 04 | 1,126 | -3.0 | 3,010 | 0.4 | -1.7 | 5,489 | 2.2 | 3,875 | 5.0 | 0.7 | 18,163 | -1.2 | 3,940 | 4.7 | -0.3 |
| 05 | 1,099 | -3.8 | 3,040 | 2.7 | 1.0 | 4,947 | -3.0 | 3,936 | 5.7 | 1.6 | 17,957 | -0.5 | 3,991 | 5.5 | 1.3 |
| 06 | 1,103 | -2.5 | 2,937 | 0.6 | -3.4 | 5,255 | 5.9 | 3,855 | 2.9 | -2.0 | 18,020 | 0.8 | 4,027 | 5.6 | 0.9 |
| 07 | 1,115 | -7.5 | 3,137 | 2.3 | 6.8 | 5,057 | -2.1 | 3,786 | 1.5 | -1.8 | 17,898 | 1.4 | 3,983 | 3.2 | -1.1 |
| 08 | 804 | -9.6 | 2,953 | -4.5 | -5.9 | 4,565 | 6.2 | 3,904 | 3.4 | 3.1 | 18,010 | 2.8 | 3,968 | 2.6 | -0.4 |
| 09 | 1,087 | 3.1 | 3,116 | 0.8 | 5.5 | 5,483 | 7.4 | 3,832 | 1.9 | -1.8 | 18,303 | 3.7 | 3,965 | 2.2 | -0.1 |
| 10 | 1,086 | -5.6 | 3,105 | 1.5 | -0.3 | 5,606 | 3.4 | 3,869 | 4.6 | 1.0 | 18,666 | 5.0 | 3,956 | 1.7 | -0.2 |
| 11 | 979 | -4.6 | 3,168 | 5.0 | 2.0 | 5,173 | 3.7 | 3,900 | 6.8 | 0.8 | 18,897 | 4.9 | 3,974 | 2.5 | 0.5 |
| 12 | 1,024 | 7.0 | 3,136 | 4.9 | -1.0 | 4,687 | 1.8 | 3,854 | 4.2 | -1.2 | 18,718 | 4.3 | 3,964 | 2.3 | -0.3 |
| 18/01 | 846 | -0.1 | 3,245 | 4.6 | 3.5 | 5,518 | 5.6 | 3,721 | -1.8 | -3.5 | 19,232 | 4.8 | 3,933 | 1.3 | -0.8 |
| 02 | 1,017 | -13.3 | 3,188 | 3.4 | -1.8 | 5,593 | 5.8 | 3,937 | 3.5 | 5.8 | 19,691 | 6.6 | 3,952 | 1.6 | 0.5 |
| 03 | 1,274 | -2.0 | 3,275 | 6.9 | 2.7 | 5,814 | 7.6 | 3,736 | -2.9 | -5.1 | 19,686 | 8.0 | 3,930 | -0.6 | -0.5 |
| 04 | 1,100 | -2.3 | 3,098 | 2.9 | -5.4 | 5,656 | 3.0 | 3,903 | 0.7 | 4.5 | 19,344 | 6.5 | 3,941 | 0.0 | 0.3 |
| 05 | 973 | -11.5 | 3,133 | 3.1 | 1.1 | 5,346 | 8.1 | 3,841 | -2.4 | -1.6 | 19,462 | 8.4 | 3,944 | -1.2 | 0.1 |
| 06 | 1,188 | 7.7 | 3,099 | 5.5 | -1.1 | 5,650 | 7.5 | 3,863 | 0.2 | 0.6 | 19,615 | 8.9 | 3,929 | -2.4 | -0.4 |
| 07 | 1,190 | 6.7 | 3,227 | 2.9 | 4.1 | 5,612 | 11.0 | 3,806 | 0.5 | -1.5 | 19,525 | 9.1 | 3,906 | -1.9 | -0.6 |
| 08 | 798 | -0.7 | 3,173 | 7.4 | -1.7 | 4,991 | 9.3 | 3,891 | -0.3 | 2.2 | 19,753 | 9.7 | 3,913 | -1.4 | 0.2 |
| 09 | 1,090 | 0.3 | 3,044 | -2.3 | -4.1 | 5,951 | 8.5 | 3,840 | 0.2 | -1.3 | 20,238 | 10.6 | 3,926 | -1.0 | 0.3 |
| 10 | 1,067 | -1.7 | 2,951 | -5.0 | -3.1 | 5,874 | 4.8 | 3,838 | -0.8 | 0.0 | 20,636 | 10.6 | 3,917 | -1.0 | -0.2 |
| 11 | 1,076 | 9.9 | 3,121 | -1.5 | 5.8 | 6,034 | 16.6 | 3,746 | -3.9 | -2.4 | 21,049 | 11.4 | 3,885 | -2.2 | -0.8 |
| 12 | 1,099 | 7.3 | 3,151 | 0.5 | 0.9 | 5,168 | 10.3 | 4,105 | 6.5 | 9.6 | 21,005 | 12.2 | 3,965 | 0.0 | 2.1 |
| 19/01 | 862 | 1.9 | 2,988 | -7.9 | -5.2 | 6,194 | 12.3 | 3,891 | 4.6 | -5.2 | 21,675 | 12.7 | 3,984 | 1.3 | 0.5 |
| 02 | 1,080 | 6.2 | 3,124 | -2.0 | 4.6 | 5,949 | 6.4 | 3,966 | 0.7 | 1.9 | 22,059 | 12.0 | 3,993 | 1.0 | 0.2 |
| 03 | 1,350 | 6.0 | 3,182 | -2.8 | 1.8 | 6,343 | 9.1 | 3,852 | 3.1 | -2.9 | 21,792 | 10.7 | 3,999 | 1.8 | 0.2 |
| 04 | 1,173 | 6.6 | 3,111 | 0.4 | -2.2 | 6,344 | 12.2 | 3,961 | 1.5 | 2.8 | 21,951 | 13.5 | 4,019 | 2.0 | 0.5 |
| 05 | 980 | 0.7 | 3,183 | 1.6 | 2.3 | 5,455 | 2.0 | 3,795 | -1.2 | -4.2 | 21,841 | 12.2 | 3,993 | 1.2 | -0.6 |
| 06 | 1,234 | 3.9 | 3,111 | 0.4 | -2.3 | 6,262 | 10.8 | 3,944 | 2.1 | 3.9 | 22,033 | 12.3 | 4,044 | 2.9 | 1.3 |
| 07 | 1,158 | -2.7 | 3,168 | -1.8 | 1.8 | 6,019 | 7.3 | 3,725 | -2.1 | -5.5 | 21,932 | 12.3 | 3,990 | 2.1 | -1.3 |
| 08 | 965 | 20.9 | 3,030 | -4.5 | -4.4 | 5,715 | 14.5 | 3,645 | -6.3 | -2.1 | 22,058 | 11.7 | 3,962 | 1.3 | -0.7 |
| 09 | 1,254 | 15.0 | 3,091 | 1.5 | 2.0 | 6,238 | 4.8 | 3,811 | -0.8 | 4.5 | 22,170 | 9.5 | 3,960 | 0.9 | -0.1 |
| 10 | 928 | -13.0 | 3,150 | 6.7 | 1.9 | 6,196 | 5.5 | 3,747 | -2.4 | -1.7 | 22,493 | 9.0 | 3,936 | 0.5 | -0.6 |
| 11 | 1,054 | -2.0 | 3,087 | -1.1 | -2.0 | 6,327 | 4.9 | 3,802 | 1.5 | 1.5 | 22,899 | 8.8 | 3,917 | 0.8 | -0.5 |
| 12 | 999 | -9.1 | 3,115 | -1.1 | 0.9 | 5,483 | 6.1 | 3,756 | -8.5 | -1.2 | 22,764 | 8.4 | 3,909 | -1.4 | -0.2 |
| 20/01 | 899 | 4.3 | 3,100 | 3.8 | -0.5 | 6,502 | 5.0 | 3,707 | -4.7 | -1.3 | 23,164 | 6.9 | 3,902 | -2.1 | -0.2 |
| 02 | 1,127 | 4.4 | 3,169 | 1.4 | 2.2 | 6,498 | 9.2 | 3,769 | -5.0 | 1.7 | 23,543 | 6.7 | 3,915 | -1.9 | 0.3 |
| 03 | 1,309 | -3.0 | 3,094 | -2.8 | -2.4 | 6,190 | -2.4 | 3,688 | -4.2 | -2.1 | 22,999 | 5.5 | 3,903 | -2.4 | -0.3 |
| 04 | 686 | -41.5 | 2,722 | -12.5 | -12.0 | 5,132 | -19.1 | 3,656 | -7.7 | -0.9 | 22,837 | 4.0 | 3,903 | -2.9 | 0.0 |
| 05 | 779 | -20.5 | 2,668 | -16.2 | -2.0 | 4,737 | -13.2 | 3,743 | -1.4 | 2.4 | 22,183 | 1.6 | 3,936 | -1.4 | 0.8 |
| 06 | 1,173 | -4.9 | 2,975 | -4.4 | 11.5 | 5,487 | -12.4 | 3,722 | -5.6 | -0.6 | 21,632 | -1.8 | 3,966 | -1.9 | 0.7 |
| 07 | 1,186 | 2.4 | 3,102 | -2.1 | 4.3 | 5,370 | -10.8 | 3,716 | -0.2 | -0.2 | 20,969 | -4.4 | 3,988 | 0.0 | 0.6 |
| 08 | 1,175 | 21.8 | 3,216 | 6.1 | 3.7 | 4,750 | -16.9 | 3,801 | 4.3 | 2.3 | 20,113 | -8.8 | 4,000 | 1.0 | 0.3 |
| 09 | 1,303 | 3.9 | 3,168 | 2.5 | -1.5 | 5,144 | -17.5 | 3,662 | -3.9 | -3.7 | 19,400 | -12.5 | 3,973 | 0.3 | -0.7 |
| 10 | 1,316 | 41.8 | 3,113 | -1.2 | -1.7 | 5,423 | -12.5 | 3,844 | 2.6 | 5.0 | 18,990 | -15.6 | 4,016 | 2.0 | 1.1 |
| 11 | 1,303 | 23.6 | 3,239 | 4.9 | 4.1 | 4,975 | -21.4 | 3,905 | 2.7 | 1.6 | 18,420 | -19.6 | 4,048 | 3.3 | 0.8 |
| 12 | 1,092 | 9.3 | 3,448 | 10.7 | 6.4 | 4,188 | -23.6 | 3,873 | 3.1 | -0.8 | 17,921 | -21.3 | 4,043 | 3.4 | -0.1 |
| 21/01 | 1,215 | 37.0 | 3,269 | 4.8 | -5.6 | 4,584 | -27.8 | 3,864 | 3.7 | -0.8 | 17,253 | -24.2 | 4,065 | 3.7 | 0.3 |
| 02 | 1,363 | 22.8 | 3,392 | 6.5 | 3.8 | 4,294 | -32.2 | 3,922 | 3.5 | 1.5 | 16,694 | -27.8 | 4,092 | 4.0 | 0.7 |
| 03 | 1,629 | 25.8 | 3,466 | 11.5 | 2.2 | 4,462 | -26.3 | 3,923 | 5.7 | 0.0 | 15,586 | -31.0 | 4,165 | 6.2 | 1.8 |
| 04 | 1,347 | 98.1 | 3,406 | 24.8 | -1.7 | 4,644 | -7.4 | 4,107 | 11.7 | 4.7 | 15,199 | -32.2 | 4,175 | 6.5 | 0.2 |
| 05 | 1,410 | 83.6 | 3,241 | 21.0 | -4.9 | 4,231 | -8.5 | 4,090 | 8.6 | -0.4 | 14,654 | -32.7 | 4,278 | 8.2 | 2.5 |
| 06 | 1,329 | 15.2 | 3,541 | 18.2 | 9.3 | 4,152 | -22.7 | 3,996 | 6.9 | -2.3 | 14,159 | -33.4 | 4,279 | 7.5 | 0.0 |