

Typhoid Diagnostics for Measuring Disease Burden

Bangladesh Study

Funded by:

BILL & MELINDA
GATES *foundation*

des racines pour la vie



roots for life



FONDATION MÉRIEUX

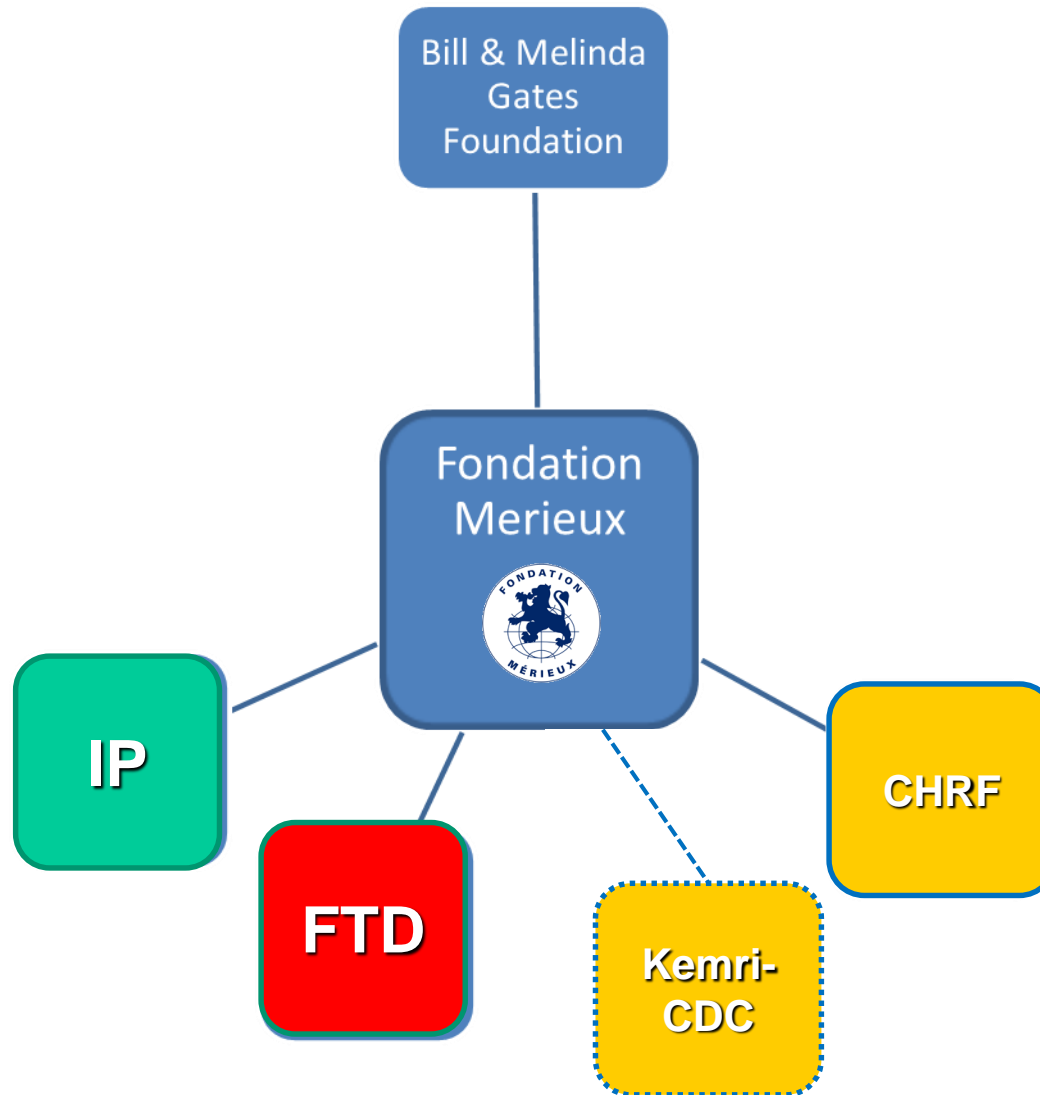
Primary objective

To develop and validate a pilot molecular assay for the detection and identification of *Salmonella* directly in blood from patients with suspected enteric fever (typhoid) aiming at monitoring disease burden in developing countries

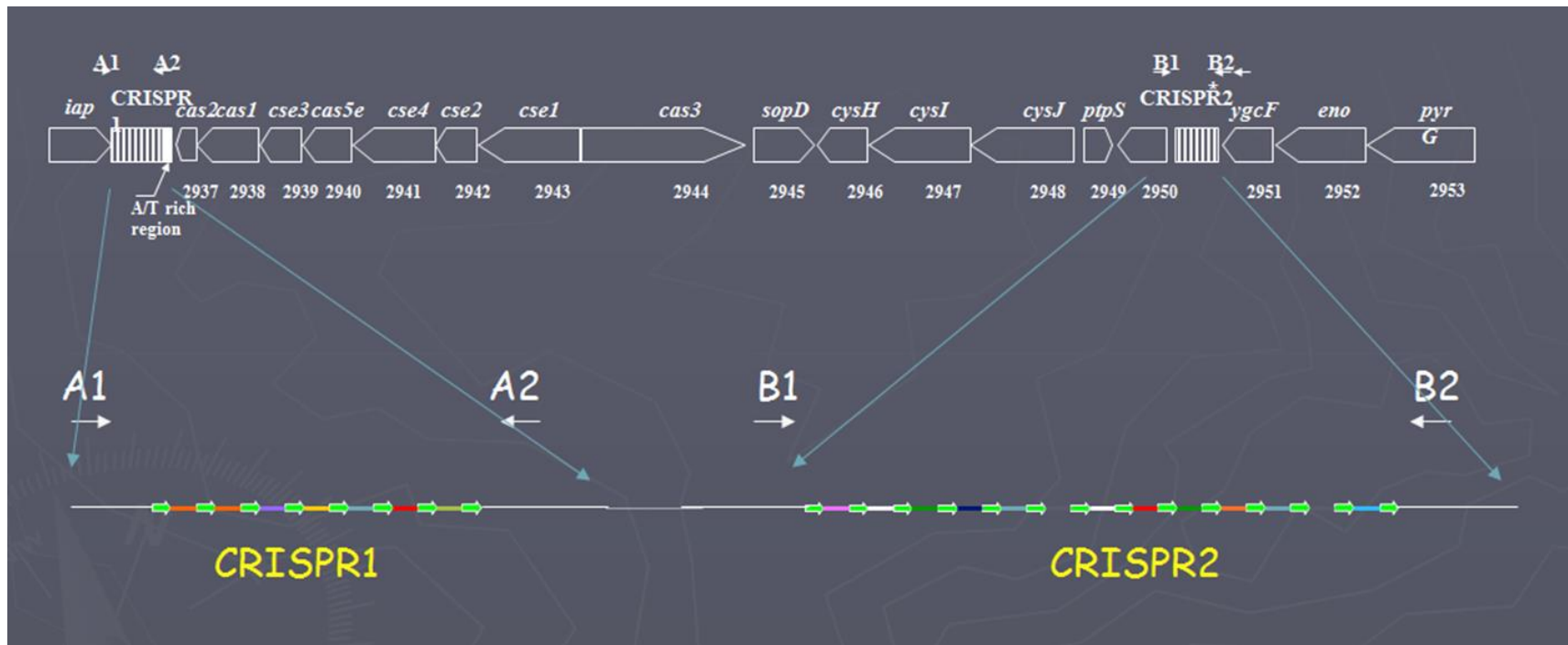
- *Salmonella typhi*
- *Salmonella paratyphiA*
- *Salmonella spp.*



Typhoid consortium



Design of the PCR



Evaluation of the primers/probes on characterized strains:

- 90 *Salmonella* Typhi
- 33 *Salmonella* ParatyphiA
- 16 *Salmonella* spp. (non-Typhi strains)
- 39 other bacterial species

➔ **Very high specificity**

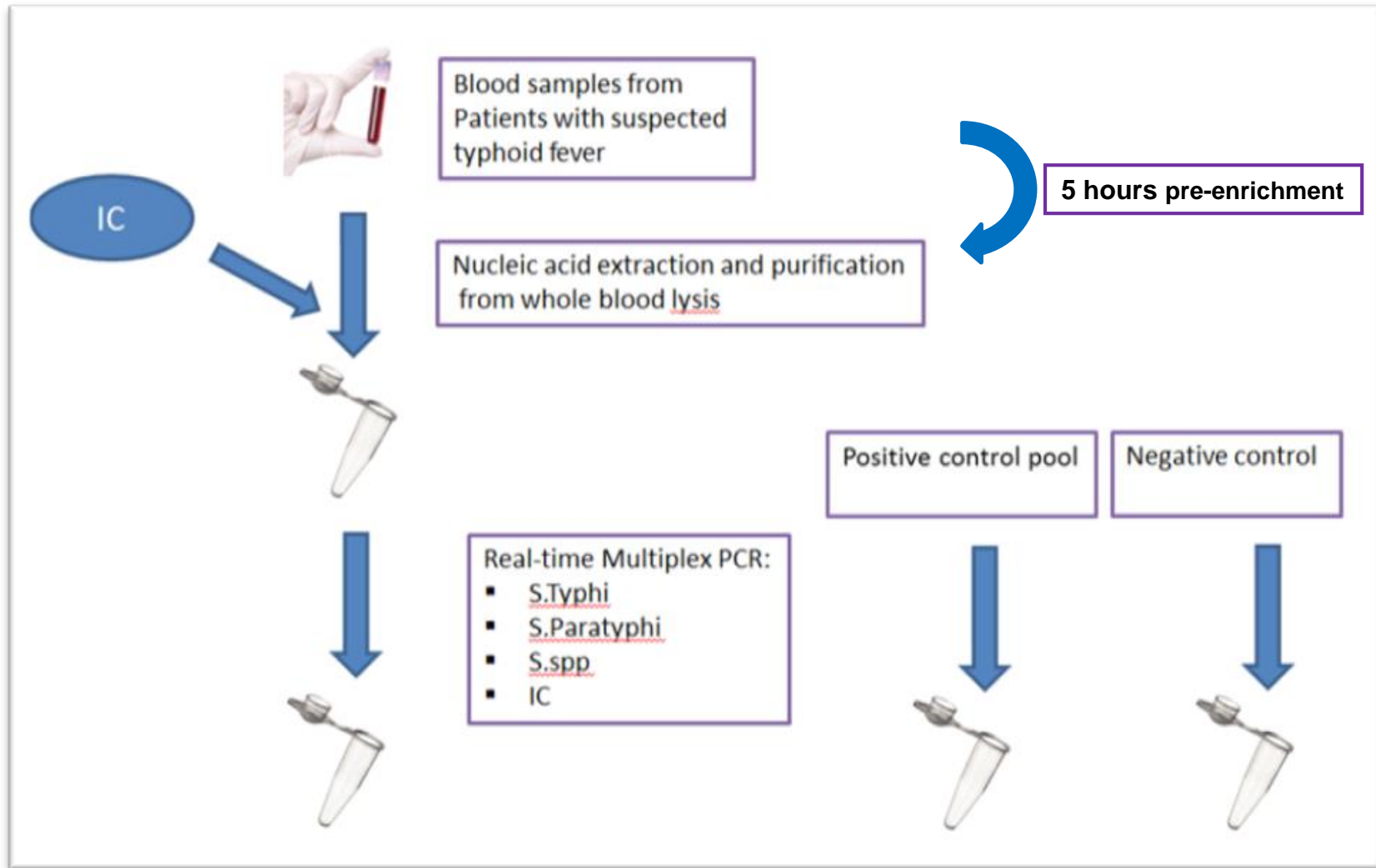


Optimization of the sample preparation

- Preliminary results on 1ml of blood clinical samples showed low sensitivity.
- Modifications of the sample preparation method were implemented to increase the sensitivity:
 - Increase the volume of blood from 1 ml to 5ml
 - Use of a pre-enrichment media including 10% oxgall
 - Optimization of the pre-enrichment time: 5 hours at 37° C
- The whole assay gives a result in 8 hours



M&M: RT-Multiplex PCR



First evaluation in Dhaka, Bangladesh

CHRF



Inclusion criteria

- Patients with fever conditions $> 38^{\circ}$ C
- Volume of 5ml of blood for the PCR
- Volume of 3-4 ml for blood culture

First evaluation on febrile patients (n=206)

3-4 ml blood sample



Blood culture



Microbiological
identification

5ml blood sample
+ 5ml TSB-oxgall



5 hours pre-
enrichment culture

Nucleic acid extraction
+
RT-PCR



Results PCR vs bloodculture

n=206	Blood Culture positive	Blood Culture negative	Totals
qPCR positive	26	18	44
qPCR negative	3	159	162
Total	29	177	206

- The assay allows an increase of laboratory confirmed cases of Typhoid fever of >50% in this study
- Results indicate an significant increase of sensitivity vs blood culture (chi2(1) = 13.58 p = 0.0002)
- Sensitivity of PCR was 93.6% (82.4-97.8), sensitivity of culture was 61.7% (47.3-74.2), their specificity were 100% (data from 20 controls)
- 3 blood culture positive cases were missed by PCR

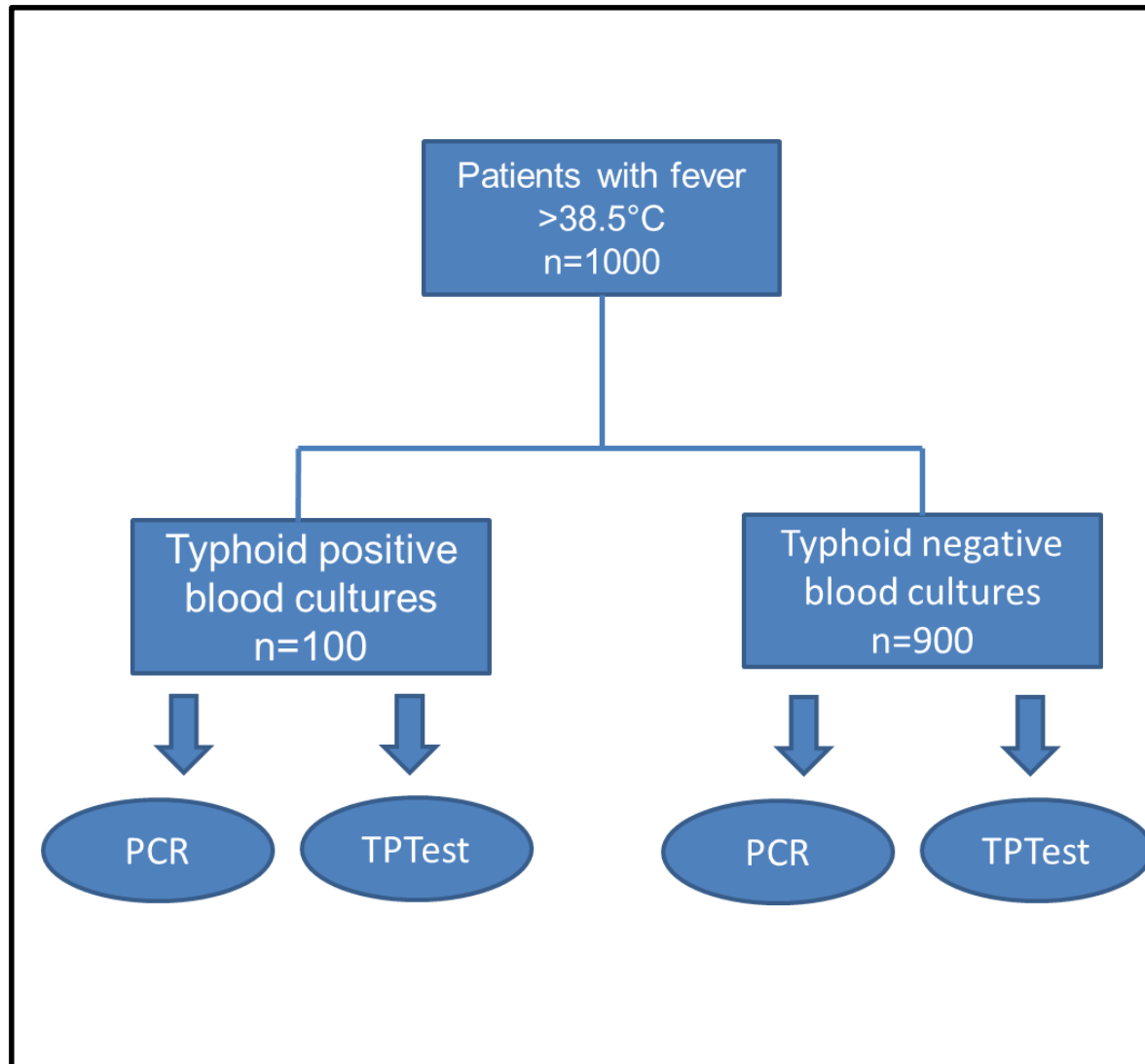


Conclusion of the first study

- Extension to other sites in Bangladesh including urban slums
- Increase sample size
- Decrease blood sample volume to 3ml or less
- Discrepancy analysis



Study protocol

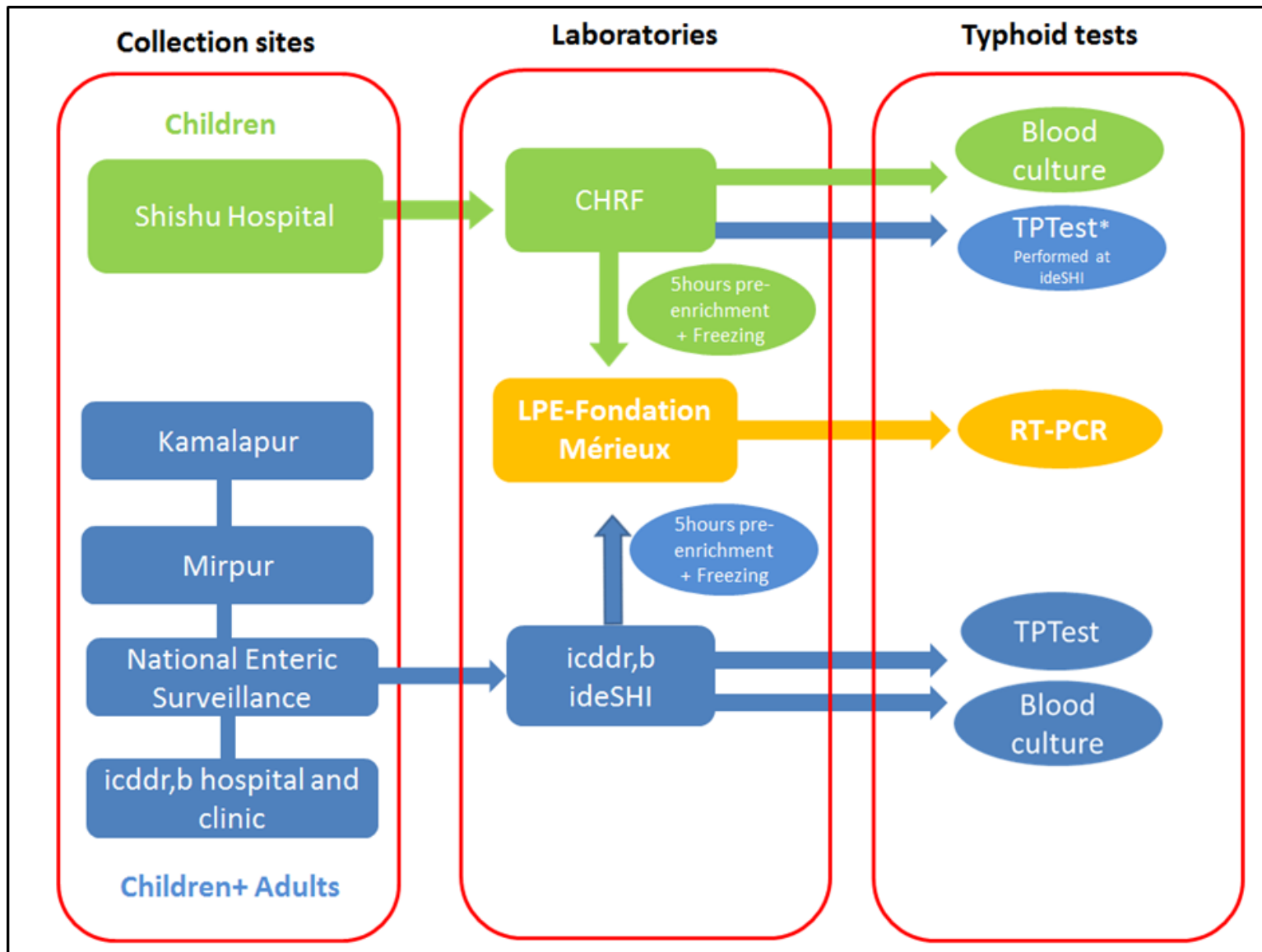


First patient included:
09/01/2015

As per 04/27/2015:
601 patients included (61 blood culture positive)



Study protocol



Blood volume & age

Age (years)	Blood culture	PCR	TPTest	Total
18+	5 ml	3 ml	1 ml	9 ml
5-17	3-5 ml	3 ml	1 ml	7-9 ml
2-4	3 ml	3 ml	-	6 ml
0-2	Excluded	Excluded	Excluded	Excluded



Preliminary results (n=350)

(n=350)	Blood culture +	Blood culture -	Total
PCR +	41	49	90
PCR -	3	257	260
Total	44	306	350

- Definition true positive: blood culture and/or PCR positive
- Sensitivity blood culture: $44/93 = 47,3\%$
- Sensitivity PCR: $90/93 = 96,8\%$
- 100% match identification (S. Typhi and S. ParatyphiA)



Study extension and evaluation in Africa

Funder: BMGF



Objectives & Study sites

- To evaluate the performance of our Typhoid RT-PCR assay against blood culture in febrile patients in 4 African countries
- Proposed study sites:
 - Malawi (R.Heyderman)
 - Burkina Faso (F.Marks)
 - Ghana (F.Marks)
 - Cameroun (G.Vernet)*

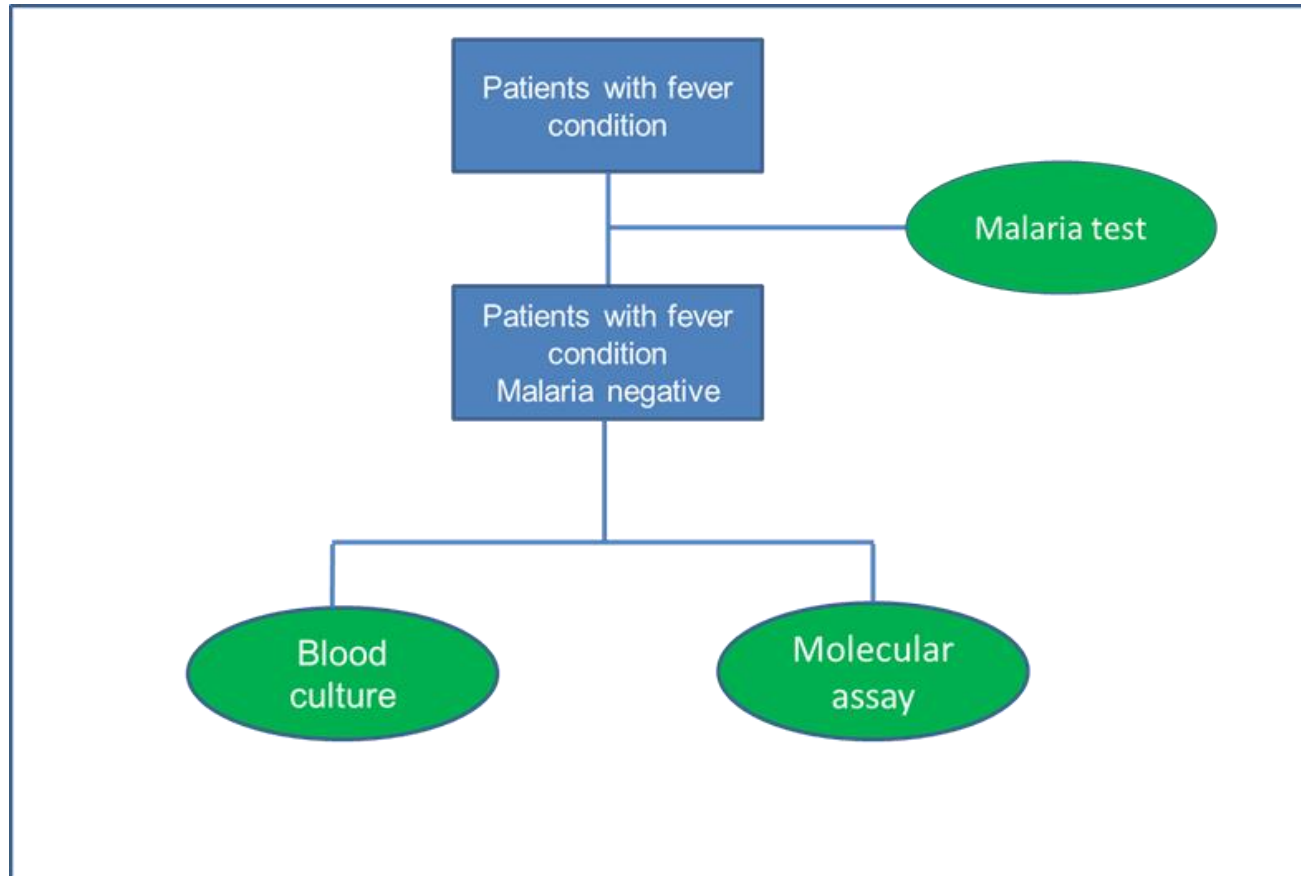


Objectives & Study sites

- Inclusion period 1 year
- 1000 cases included (100 expected blood culture positive) / site and 100-200 controls



Objectives & Study sites



Objectives & Study sites

- Inclusion criteria:
 - Fever ($\geq 38^{\circ}$ C) for ≥ 5 days
 - Age > 3 months old
 - Accompanied by a written informed consent from the patient (≥ 18 yo) or parental/guardian (<18yo)



Objectives & Study sites

- Exclusion criteria

- Recent history of a laboratory confirmed enteric fever diagnosis
- Malaria test positive (RDT or blood film)
- Age <3 months old

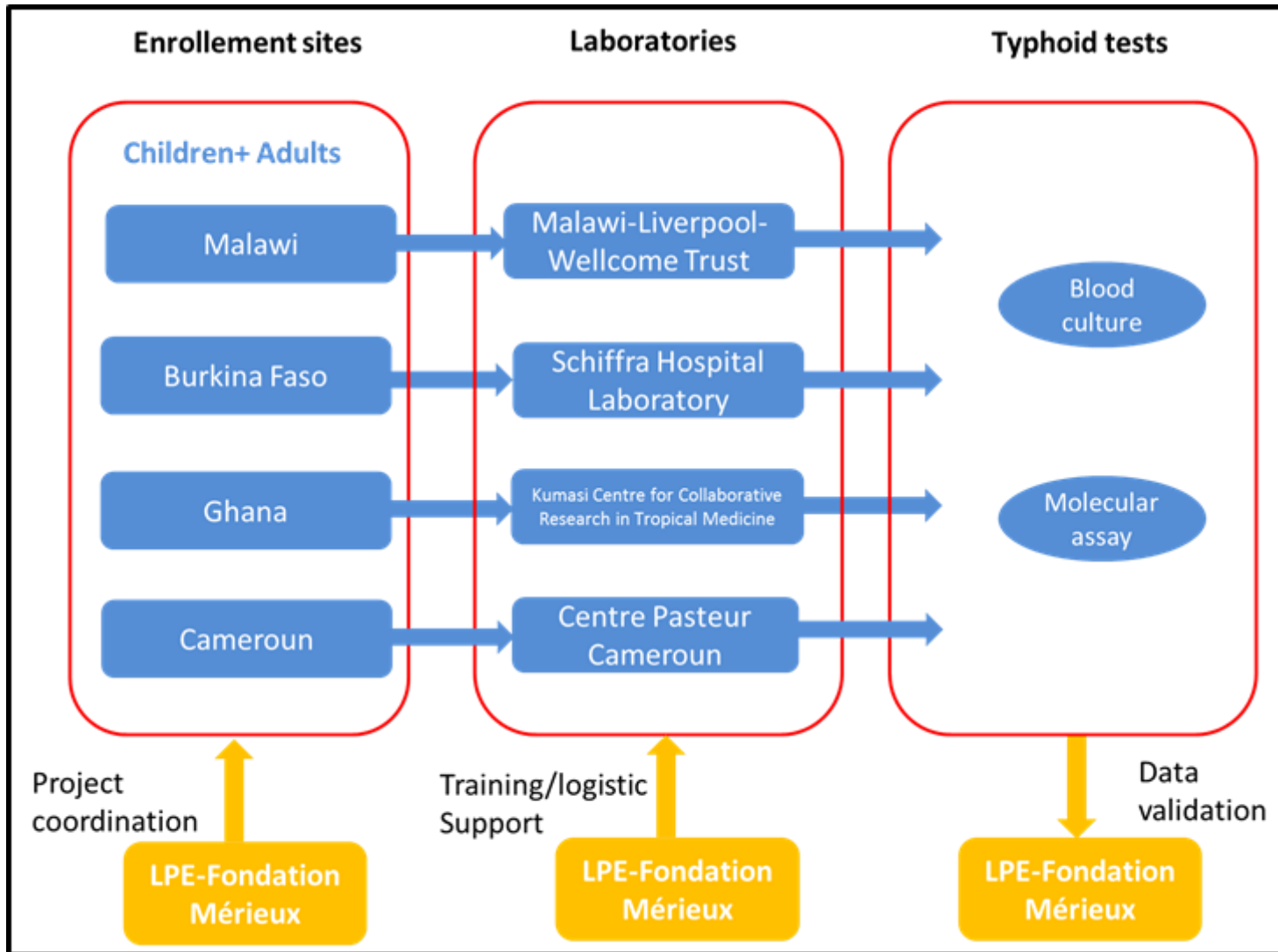


Objectives & Study sites

Age (years)	Blood culture	PCR	Total
18+	5 ml	3 ml	8 ml
5-17	3-5 ml	3 ml	6-8 ml
2-4	2-3 ml	2-3 ml	4-6 ml
3mths-2yo	1-2ml	1-2 ml	2-4 ml



Objectives & Study sites



Asian typhoid surveillance

Funder: BMGF



Objectives

- To include the PCR assay in laboratories involved in the Surveillance for Enteric fever in Asia Project (SEAP)
- Countries involved: Nepal, Bangladesh, Pakistan, India, Indonesia
- Role of Fondation Mérieux:
 - Technology transfer
 - Training
 - Logistic
 - Support
- Starting date: End of 2015



Acknowledgements



Jean-Noël Telles
Stéphane Pouzol
Hubert Endtz



Arif Tanmoy
Samir Saha



institute for developing science & health initiatives

Dilruba Ahmed
Abdullah Brooks
Firdausi Qadri
Farhana Khanam



Institut Pasteur

FX. Weill



Madeleine Heckmann
Bill Carman

BILL & MELINDA
GATES *foundation*

