

Survey Background

Why the survey was conducted

The purpose of the Adams County Quality of Life survey was to establish a baseline for residents' levels of satisfaction with services provided by the County, to give residents an opportunity to provide input to the County on areas of strength and opportunities for improvement and to communicate priorities for planning purposes and resource allocation. The County anticipates using the results of the survey in a variety of ways including performance based budgeting, the County Report Card project for performance management, the formulation of department goals, the County Comprehensive Plan and other County plans, initiatives and programs.

How the survey was conducted

The questionnaire used for the Adams County Quality of Life survey was developed through an iterative process with members of the Board of County Commissioners, other elected officials, appointed officials and department directors. A copy of the questionnaire can be found in *Appendix F: Survey Materials*.

Three thousand households in Adams County were randomly selected to receive the survey. About 80% of the county's population lives within the boundaries of incorporated towns or cities from which they also receive local government services, while only 20% resides in the unincorporated part of the county. In order to ensure that a sufficient number of responses came from those in the unincorporated portion of the county, the 3,000 households were divided equally among the incorporated and unincorporated portions (1,500 households in each).

Each of the survey recipients were contacted by mail a total of three times in May 2012. The first mailing was a prenotification postcard announcing the upcoming survey. About a week after the prenotification postcard was sent the first wave of the survey was sent. This packet included the questionnaire with a cover letter signed by the Chair of the Board of County Commissioners on behalf of all the elected officials, appointed officials and department directors of Adams County. Included in the packet was a postage-paid return envelope. A week later a second survey was mailed, with instructions to recycle the survey if the household had already responded to the first survey. A copy of the survey materials can be found in *Appendix F: Survey Materials*.

Of the 3,000 addresses selected to receive the survey, 64 were identified by the post office as vacant. A total of 503 completed surveys were returned, for a response rate of 17%. It is customary to describe the precision of estimates made from surveys by a "level of confidence" and accompanying "confidence interval" (or margin of error). The 95 percent confidence interval for this survey is generally no greater than plus or minus four percentage points around any given percent reported for all survey respondents.

Survey results were weighted so that the age, gender, race/ethnicity and housing tenure (rent versus own) were represented in the proportions reflective of the within both the incorporated and unincorporated areas of the county, as well as the entire county. (For more information see the detailed survey methodology in *Appendix E: Survey Methodology*.)

How the results are reported (what is included in this report)

For the most part, frequency distributions (the percent of respondents giving each possible response to a particular question) and the “percent positive” are presented in the body of the report. The percent positive is the combination of the top two most positive response options (e.g., “excellent” and “good”). The full set of frequencies can be found in *Appendix B: Responses to Survey Questions*.

On many of the questions in the survey, respondents gave an answer of “don’t know.” The proportion of respondents giving this reply is always shown in the appendices. However, “don’t know” responses have generally been removed from the analyses presented in the body of the report, unless otherwise indicated. In other words, the majority of the tables and graphs in the body of the report display the responses from respondents who had an opinion about a specific item. Tables in *Appendix B: Responses to Survey Questions* display the proportion of respondents answering “don’t know” to each question where a “don’t know” response was included.

For some questions, respondents were permitted to select multiple responses. When the total exceeds 100% in a table for a multiple response question, it is because some respondents are counted in multiple categories. When a table for a question that only permitted a single response does not total to exactly 100%, it is due to the convention of rounding percentages to the nearest whole number.

Selected survey results were compared by respondent characteristics, including where the respondents’ residences were located, age of respondent, type of housing and more. These crosstabulations can be found in *Appendix C: Selected Survey Results by Respondent Characteristics*.

Benchmark comparisons

Local governments can use comparative information provided by benchmarks to help interpret their own resident survey results, to create or revise community plans, to evaluate the success of policy or budget decisions, and to measure government performance. Taking the pulse of the community has little meaning without knowing what pulse rate is too high and what is too low. When surveys of service satisfaction turn up “good” citizen evaluations, it is necessary to know how others rate their services to understand if “good” is good enough or if most other communities are “excellent.” Furthermore, in the absence of national or regional comparisons, a jurisdiction is left with comparing its open space and parks rating to its street maintenance rating. That comparison is unfair as street maintenance always gets lower ratings than parks. More illuminating is how residents’ ratings of street maintenance compare to opinions about street maintenance in other communities, and to resident ratings over time.

A sheriff department that provides the fastest and most efficient service – one that closes most of its cases, solves most of its crimes, and keeps the crime rate low – still has a problem to fix if the residents rate sheriff services lower than ratings given by residents in other areas with objectively “worse” departments. Benchmark data can help that sheriff department – or any other department – to understand how well citizens think it is doing. Without the comparative data, it would be like bowling in a tournament without knowing what the other teams are scoring.

NRC's database of comparative resident opinion is comprised of resident perspectives gathered in citizen surveys from approximately 500 jurisdictions whose residents evaluated local government services. Conducted with typically no fewer than 300 residents in each jurisdiction, opinions are intended to represent over 30 million Americans. NRC has innovated a method for quantitatively integrating the results of surveys that we have conducted with those that others have conducted. These integration methods have been described thoroughly in *Public Administration Review*, *Journal of Policy Analysis and Management*, and in NRC's first book on conducting and using citizen surveys, *Citizen Surveys: how to do them, how to use them, what they mean*, published by the International City/County Management Association (ICMA). Scholars who specialize in the analysis of citizen surveys regularly have relied on NRC's work [e.g., Kelly, J. & Swindell, D. (2002). Service quality variation across urban space: First steps towards a model of citizen satisfaction, *Journal of Urban Affairs*, 24, 271-288.; Van Ryzin, G., Muzzio, D., Immerwahr, S., Gulick, L. & Martinez, E. (2004). Drivers and consequences of citizen satisfaction: An application of the American Customer Satisfaction Index Model to New York City, *Public Administration Review*, 64, 331-341]. The method described in those publications is refined regularly and statistically tested on a growing number of citizen surveys in our proprietary databases.

Jurisdictions in NRC's benchmark database are distributed geographically across the country and range from small to large in population size. Comparisons may be made to all jurisdictions in the database or to a subsets of jurisdictions (within a given region or population category such as medium-sized cities). Despite the differences in jurisdiction characteristics, all are in the business of providing local government services to residents. Though individual jurisdiction circumstances, resources, and practices vary, the objective in every community is to provide services that are so timely, tailored, and effective that residents conclude the services are of the highest quality.

National and Colorado benchmark comparisons have been provided in this report when similar questions on the Adams County Quality of Life Survey are included in NRC's database and there are at least five jurisdictions in which the question was asked, though most questions are compared to more than five other cities across the country or in Colorado. Jurisdictions to which Adams County was compared can be found in *Appendix E: Survey Methodology* on page 196.

Where comparisons for quality ratings were available, Adams County's results were noted as being "above" the benchmark, "below" the benchmark or "similar" to the benchmark. In instances where ratings are considerably higher or lower than the benchmark, these ratings have been further demarcated by the attribute of "much," (i.e., "much below" or "much above"). These labels come from a statistical comparison of Adams County's rating to the benchmark where a rating is considered "similar" if it is within the margin of error (less than five points on the 100-point scale); "above," "below," "more" or "less" if the difference between Adams County's rating and the benchmark is greater the margin of error (between five points and nine points); and "much above" or "much below" if the difference between Adams County's rating and the benchmark is more than twice the margin of error (greater than 10 points).

How to use the results

Modern management relies on measures of performance to assess and improve and there is no more fundamental measure of the work done by local government than that which comes from the perspectives of residents served. This scientific survey of Adams County residents is a window into the county's performance. Like other measures of performance – budgets, service outputs and efficiency metrics – resident opinion offers a view of how things are going. But unlike other measures of service quality, resident opinion is the bottom line in local government. Many other measures of government work describe effort (“how hard we try”); citizen opinion describes achievement (“how well we do”).

The survey results can be thought of like an instrument panel on an airplane – it gives government officials and staff indications of whether they are on course or need to make corrections. It might flag problem areas. Results of a survey this broad describe conditions but do not explain why they exist.

Perceived meaning and possible decisions and actions in response to the report are expected to differ depending on the role of the reader. For County Commissioners and executive staff it may be enough to get the overall sense of how things are going at the same time that department staff and boards or advisory groups will want to look in more detail at the specific parts of the survey that describe areas for which they are responsible. Not only are resident ratings of service quality important but resident perspectives about the quality of community life and the characteristics of Adams County are key as well, because a quality community is the ultimate desired outcome of all the government provides.

To get the most out of the report, it should be made public and presented to elected officials and staff. Groups of staff should be charged with considering the findings. The most effective report results in action plans recommended by stakeholders and reviewed, modified and approved by commissioners. Start by identifying what results were most surprising and which were expected. Move on to focus on a small number of areas – two or three (or a different, but manageable number) – that should be improved, sustained or clarified. The process does not have to be elaborate, but it must be intentional. Appropriate action requires thoughtful consideration of findings and motivation to improve.

Executive Summary

Survey Background

Adams County developed the Open Adams initiative as a way to collaborate, communicate and improve government standards in Adams County. The purposes of the Adams County Quality of Life survey were to improve transparency between the County and its residents as affirmed by Open Adams and to establish a baseline for residents' levels of satisfaction with services provided by the County. The survey also provided residents an opportunity to give input on areas of strength and opportunities for improvement and to communicate priorities for planning purposes and resource allocation. The Quality of Life survey was developed through an iterative process with members of the Board of County Commissioners, other elected officials, appointed officials and department directors and National Research Center, Inc (NRC) staff.

Three thousand households in Adams County were randomly selected to receive the survey. The survey sample was divided equally among the incorporated and unincorporated portions of the county (1,500 households in each). Each of the survey recipients were contacted by mail a total of three times in May 2012. The first mailing was a prenotification postcard, followed by the initial survey packet and a reminder survey packet, each about one week apart.

A total of 503 completed surveys were returned, for a response rate of 17%. The 95 percent confidence interval for this survey is generally no greater than plus or minus four percentage points around any given percent reported for all survey respondents. Survey results were weighted so that the age, gender, race/ethnicity, housing tenure (rent versus own) and area of the County (unincorporated versus incorporated) were represented in the proportions reflective of the entire county.

NRC has developed a database of comparative resident opinion comprised of resident perspectives gathered in citizen surveys from approximately 500 jurisdictions whose residents evaluated local government services. National and Colorado benchmark comparisons have been provided when similar questions on the Adams County Quality of Life Survey are included in NRC's database.

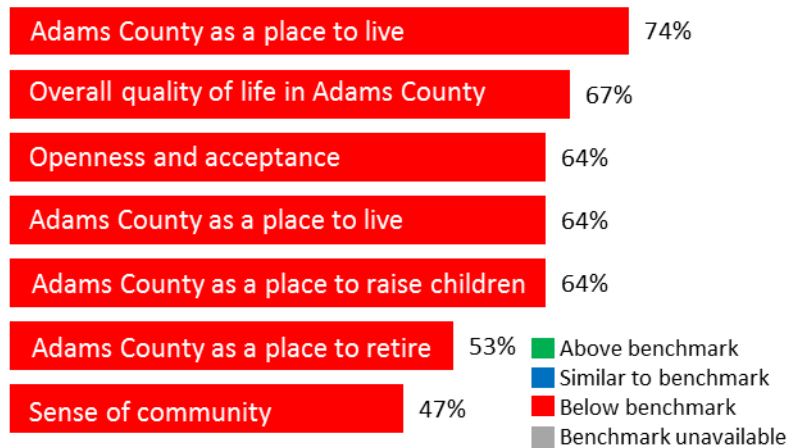
Overview

Quality of Life

Overall quality of community life may be the single best indicator of success in providing the natural ambience, services and amenities that make for an attractive community. An overview of quality of life is presented in Figure 1.

- Adams County as a place to live was considered excellent or good by nearly three-quarters of respondents.
- Between 64% and 67% of respondents rated their overall quality of life, the openness and acceptance of people of diverse backgrounds, Adams County as a place to live and as a place to raise children as excellent or good.
- Overall, quality of life ratings were lower in Adams County compared to ratings given by residents of other jurisdictions across the nation and in Colorado.

Figure 1: Quality of Life Overview



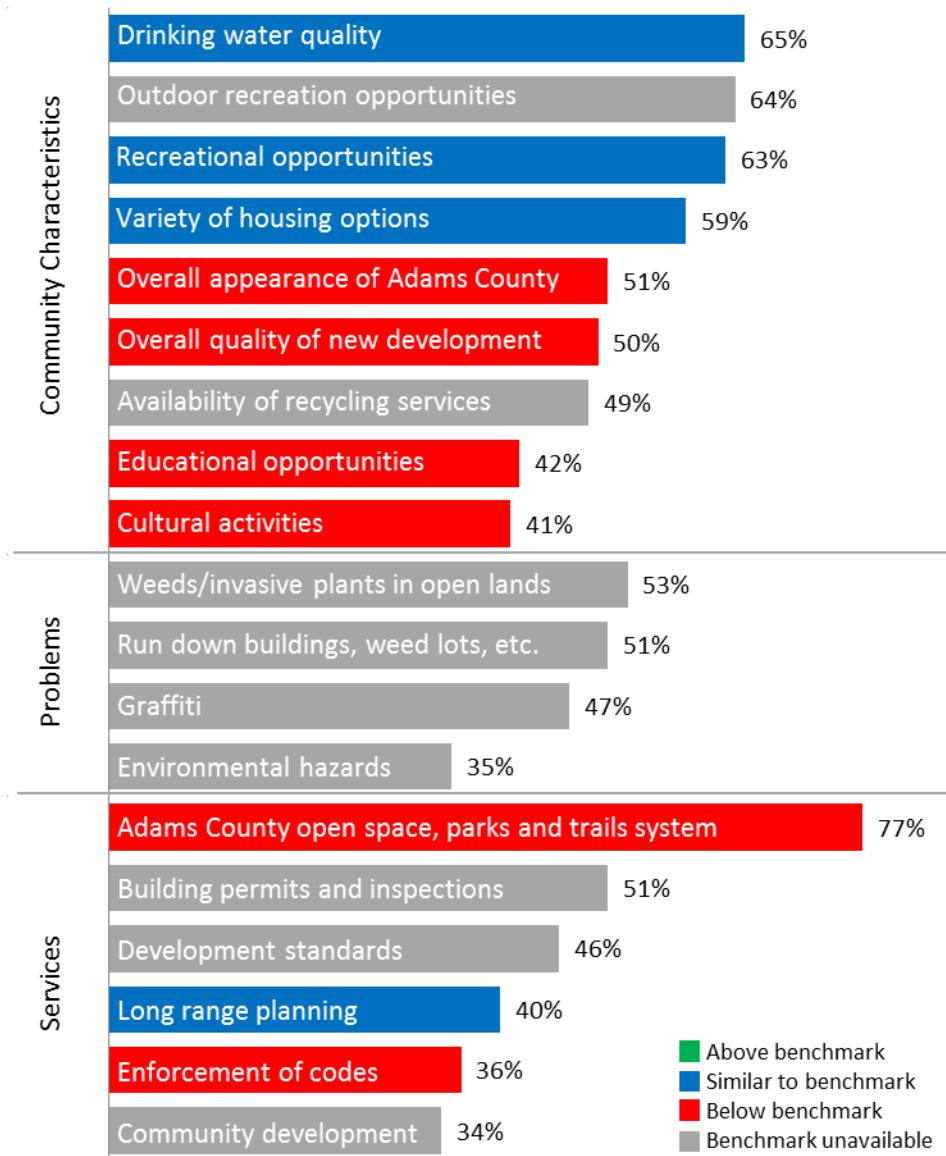
Quality of County Services and Community Characteristics

Community Services

Community development contributes to a feeling among residents and even visitors of the attention given to the speed of growth, the location of residences and businesses, the kind of housing that is appropriate for the community and the ease of access to commerce, green space and residences. Community Services includes development review, long-range planning, fostering public/private partnerships, code enforcement, sustainability efforts to save taxpayer dollars and reduce the county's impact on the environment, public health services, open space, parks and trails. A summary of the community characteristics, potential problems and services related to Community services is presented in Figure 2.

- About 6 in 10 respondents rated the drinking water quality, opportunities to participate in outdoor recreation or enjoy nature, recreational opportunities and the variety of housing options as excellent or good.
- About 4 in 10 respondents felt there were excellent or good educational opportunities and opportunities to attend cultural activities in the county.
- Generally, the characteristics of Adams County related to Community Services were rated similar to or lower than communities included in the national and Colorado benchmarks.
- Respondents felt that environmental hazards, including toxic waste, was the least problematic area for the county; about one-third felt this was a moderate or major problem.
- Adams County open space, parks and trails systems was the most positively rated service among the six with three-quarters of respondents rating this service as excellent or good.

Figure 2: Community Services Overview

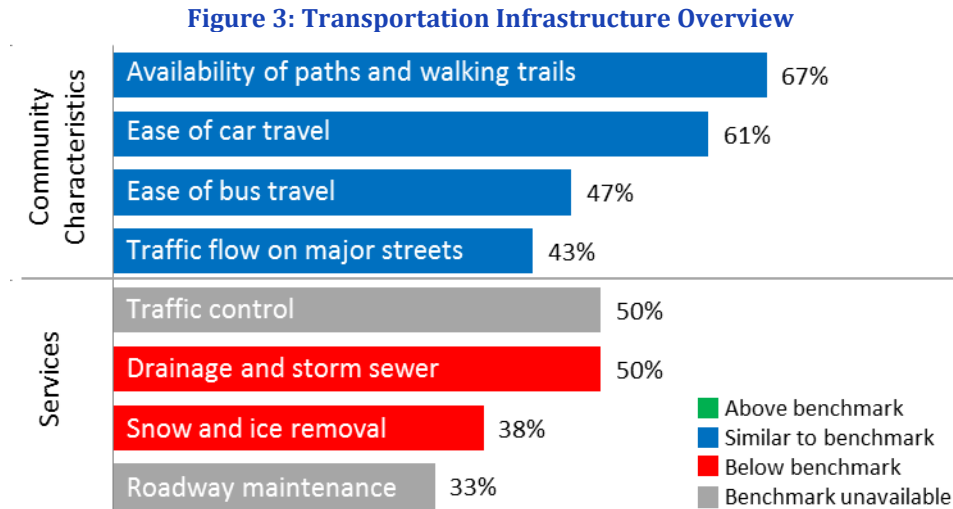


Transportation Infrastructure

The ability to move easily throughout a community can greatly affect the quality of life of residents by diminishing time wasted in traffic congestion and by providing opportunities to travel quickly and safely by modes other than the automobile. Transportation Infrastructure includes maintenance and construction of roads, bridges, drainage systems; snow removal, and sidewalk construction. A summary of the community characteristics and services related to Transportation Infrastructure is presented in Figure 3.

- Two-thirds of respondents rated the availability of paths and walking trails as excellent or good and slightly fewer (61%) felt the same about the ease of car travel in Adams County.

- The community characteristics related to Transportation Infrastructure were similar to the national benchmarks.
- Traffic control and the drainage and storm sewer infrastructure were given ratings of excellent or good by half of respondents. Snow and ice removal and roadway maintenance were rated as excellent or good by about a third of respondents.
- Where benchmark comparisons were available, comparisons were lower in Adams County than in other communities in the U.S.

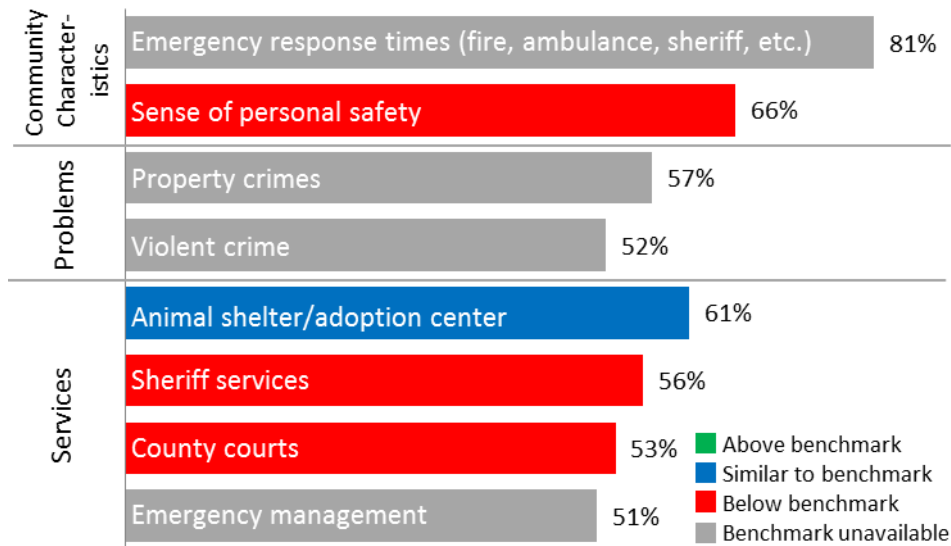


Law Enforcement and Public Safety

Safety from violent or property crimes creates the cornerstone of an attractive community. Law Enforcement and Public Safety includes Sheriff patrol, crime prevention, jail, District Attorney, prosecution and courts. A summary of the community characteristics, potential problems and services related to Law Enforcement and Public Safety is presented in Figure 4.

- About 8 in 10 of those completing the survey rated emergency response times as excellent or good.
- The sense of personal safety was considered excellent or good by about two-thirds of respondents and was below national and state benchmarks.
- Property crimes and violent crimes were considered a major or moderate problem by just over half of those surveyed.
- Adams County emergency management services were considered good or excellent by about half of survey respondents.
- The Animal Shelter/Adoption Center was regarded as excellent or good by about 6 in 10 respondents, similar to the national and Colorado benchmarks.

Figure 4: Law Enforcement and Public Safety Overview

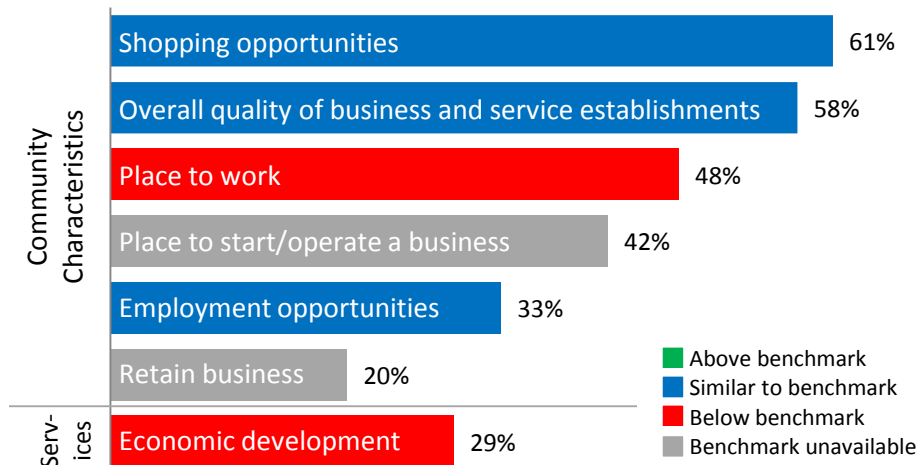


Economic Development

The vision of Adams County is to provide the community a safe, healthy environment to work, raise families and build businesses. Economic Development includes attracting and retaining businesses and jobs. A summary of the community characteristics and services related to Economic Development is presented in Figure 5.

- The rating for Adams County as a place to work was below the national benchmark but similar to the Colorado benchmark.
- The shopping opportunities in Adams County were considered excellent or good by 6 in 10 survey participants, a rating that was similar to the national benchmark and above the Colorado benchmark.
- About one in three of those completing the questionnaire considered the economic development services provided by Adams County excellent or good, a rating that was below the national and Colorado benchmarks.

Figure 5: Economic Development Overview

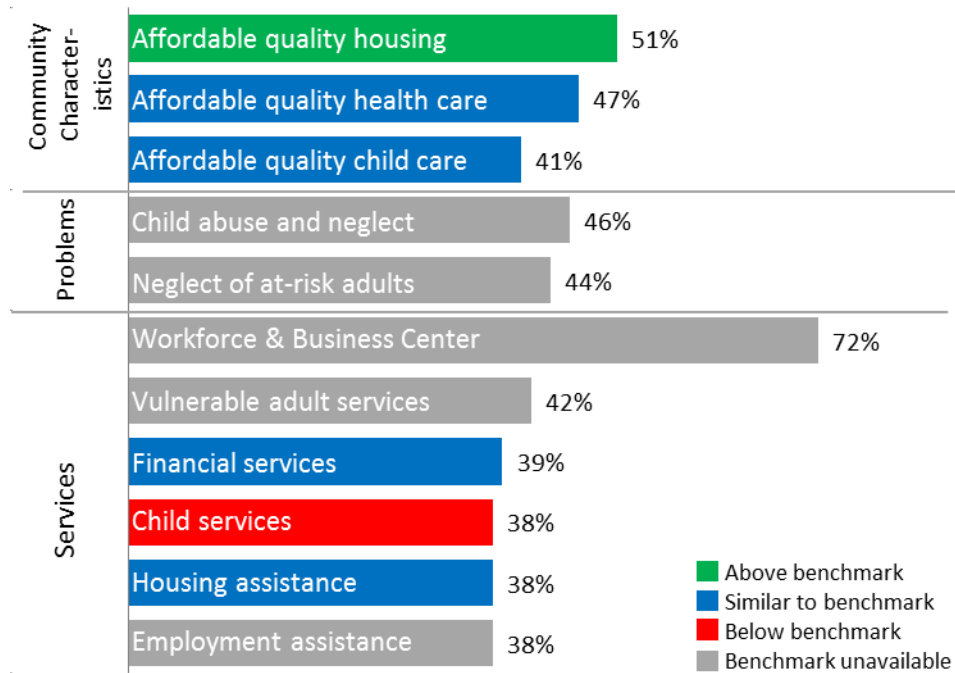


Human Services

The goal of the Adams County Human Services Department is to provide services and opportunities for the betterment of individuals and families. Human Services includes unemployment assistance, workforce training, child protection, adult protection, services for financially challenged families and Head Start. A summary of the community characteristics, potential problems and services related to Human Services is presented in Figure 6.

- The availability of affordable quality housing in Adams County was considered excellent or good by about half of those completing the questionnaire and was above the national and Colorado benchmarks.
- Child abuse and neglect was considered a major or moderate problem in Adams County by nearly half of survey respondents.
- Ratings given to services provided to financially challenged families were similar to the national and Colorado benchmarks.

Figure 6: Human Services Overview




Public Services

Public Services includes maintaining official public records, Clerk and Recorder functions such as marriage licenses, elections, Assessor’s valuation of property, Coroner and Treasurer. A summary of Public Services is presented in Figure 7.

- Online property lookup was a popular service, considered excellent or good by over 90% of survey respondents.
- Sixty percent of respondents felt the county had excellent or good election and voter registration services.

Figure 7: Public Services Overview



Highlights and Opportunities

Convenience, variety and recreation characterize the county

- Of the 20% of respondents who wrote in their own words what they liked best about living in Adams County, nearly one-third cited the location of the county, especially access to work, shopping or Denver, or proximity to the mountains; respondents also enjoyed the mix of urban and rural as well as the lower cost of living.
- About 6 in 10 respondents rated the opportunities to participate in outdoor recreation or enjoy nature, recreational opportunities and the variety of housing options as excellent or good.
- Almost 8 in 10 respondents felt Adams County provided an excellent or good open space, parks and trails system; just over one-third of respondents felt this service was one of the most important services provided by the county.
- The availability of paths and walking trails and the ease of car travel were deemed excellent or good by at least 6 in 10 respondents.

Open Adams remains a mystery to residents

- Two-thirds of respondents were not at all familiar with the Open Adams reform measures being undertaken by the County; an additional 20% were only a little bit familiar.
- The vast majority of respondents (71%) could not provide an opinion on how well the County was doing on implementing Open Adams; of those who could provide an opinion, only 41% felt the County was doing an excellent or good job.

Rebuilding trust in the community will take time

- About half of respondents thought that Adams County government generally acts in the best interest of the community and is responsive to residents.
- Only 3 in 10 respondents felt the County did a good or excellent job of being open and transparent with the public.
- Ratings of the overall image or reputation of the county were lower in Adams County than in other communities across the nation and in Colorado.
- Less than half of respondents (44%) believed they could trust Adams County government to do what is right always or most of the time.

Survey Results

The Adams County Quality of Life Survey was comprehensive, covering many topics related to life in the community. The first three sections of this report describe residents' opinions about the overall quality of community life and government services, and their feeling of trust in Adams County government. Next, a series of sections summarize the ratings given by survey respondents to Adams County local government services related to six broad areas:

- **Community Services** (includes development review, long-range planning, fostering public / private partnerships, code enforcement, sustainability efforts to save taxpayer dollars and reduce the county's impact on the environment, public health services, open space, parks, trails, etc.)
- **Transportation Infrastructure** (includes maintenance and construction of roads, bridges, drainage systems; snow removal, sidewalk construction, etc.)
- **Law Enforcement and Public Safety** (includes Sheriff patrol, crime prevention, jail, District Attorney, prosecution, courts, etc.)
- **Economic Development** (includes attracting and retaining businesses and jobs)
- **Human Services** (includes unemployment assistance, workforce training, child protection, adult protection, services for financially challenged families, Head Start, etc.)
- **Public Services** (includes maintaining official public records, Clerk and Recorder functions such as marriage licenses, elections, Assessor's valuation of property, Coroner, Treasurer, etc.)

Each of these sections also includes residents' evaluation of the community characteristics related to these areas. It is hoped that the services provided by any local government will result in improving the quality of the community. While government is not the only player influencing these outcomes, they are an important component, and can be a partner and collaborator with others in promoting high quality communities.

Residents' priorities for county services are presented. In addition, residents' evaluations of several services provided by entities other than Adams County are shown, as well as their opinions about future development, and the sources of information they use.

Overall Quality of Life

Overall quality of community life may be the single best indicator of success in providing the natural ambience, services and amenities that make for an attractive community. When asked how they would assess the overall quality of life in Adams County, two-thirds of those completing the questionnaire rated it as excellent or good (see Figure 8).

Adams County as a place to live was considered excellent or good by nearly three-quarters of respondents (see Figure 9 below). Approximately two-thirds of respondents felt their neighborhood was an excellent or good place to live. Adams County was deemed an excellent or good place to raise children by about two-thirds of survey participants. However, respondents were less likely to consider Adams County as a place to retire as excellent or good (54%).

These quality of life ratings were lower compared to ratings given by residents of other jurisdictions across the nation and in Colorado (see Figure 10 on the next page).

Figure 8: Ratings of the Overall Quality of Life in Adams County

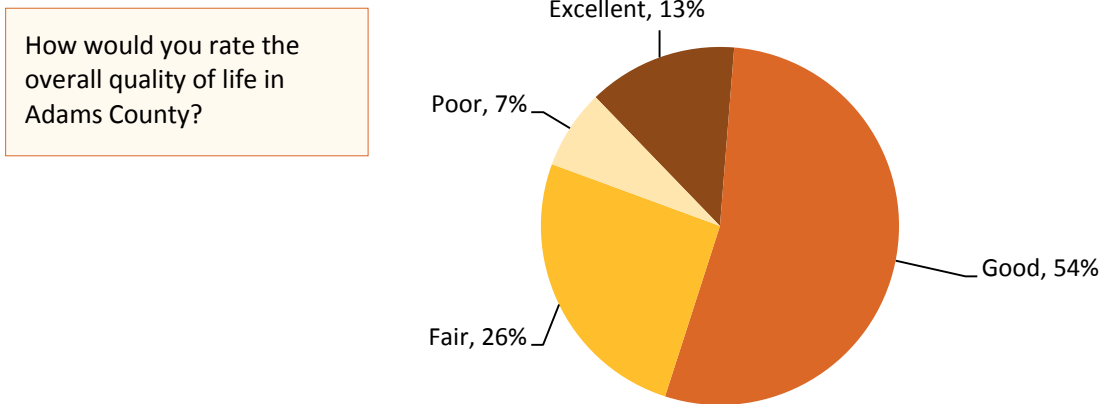


Figure 9: Ratings of Quality of Life in Adams County

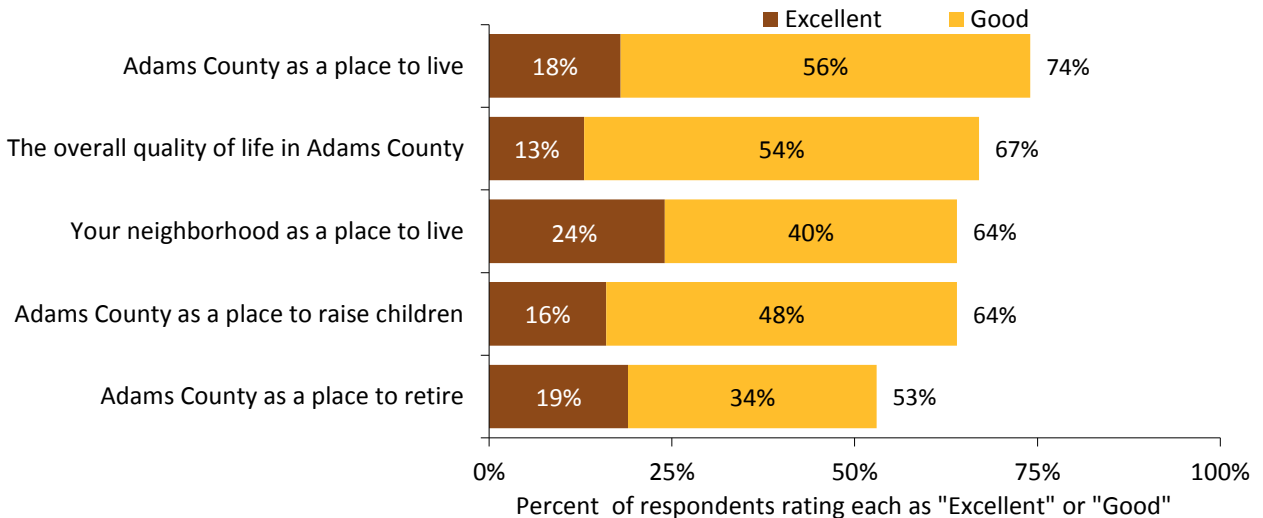


Figure 10: Quality of Life Benchmark Comparisons

Please rate each of the following aspects of quality of life in Adams County:	National Comparison	Colorado Comparison
Adams County as a place to live	Below the benchmark	Much below the benchmark
Your neighborhood as a place to live	Much below the benchmark	Much below the benchmark
Adams County as a place to raise children	Much below the benchmark	Much below the benchmark
Adams County as a place to retire	Below the benchmark	Below the benchmark
The overall quality of life in Adams County	Below the benchmark	Much below the benchmark

The sense of community in Adams County was considered excellent or good by about half of those completing the survey (see Figure 11), a rating that was below the benchmark comparisons (see Figure 12). However, about two-thirds of survey participants believed that the openness and acceptance of the community toward people of diverse backgrounds was excellent or good, a rating that was similar to the benchmarks.

Figure 11: Ratings of Community Characteristics Related to Quality of Life in Adams County

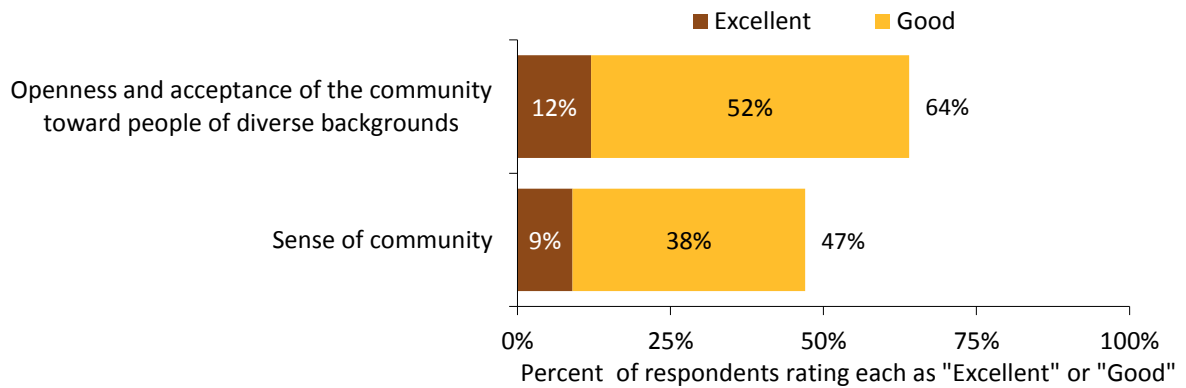
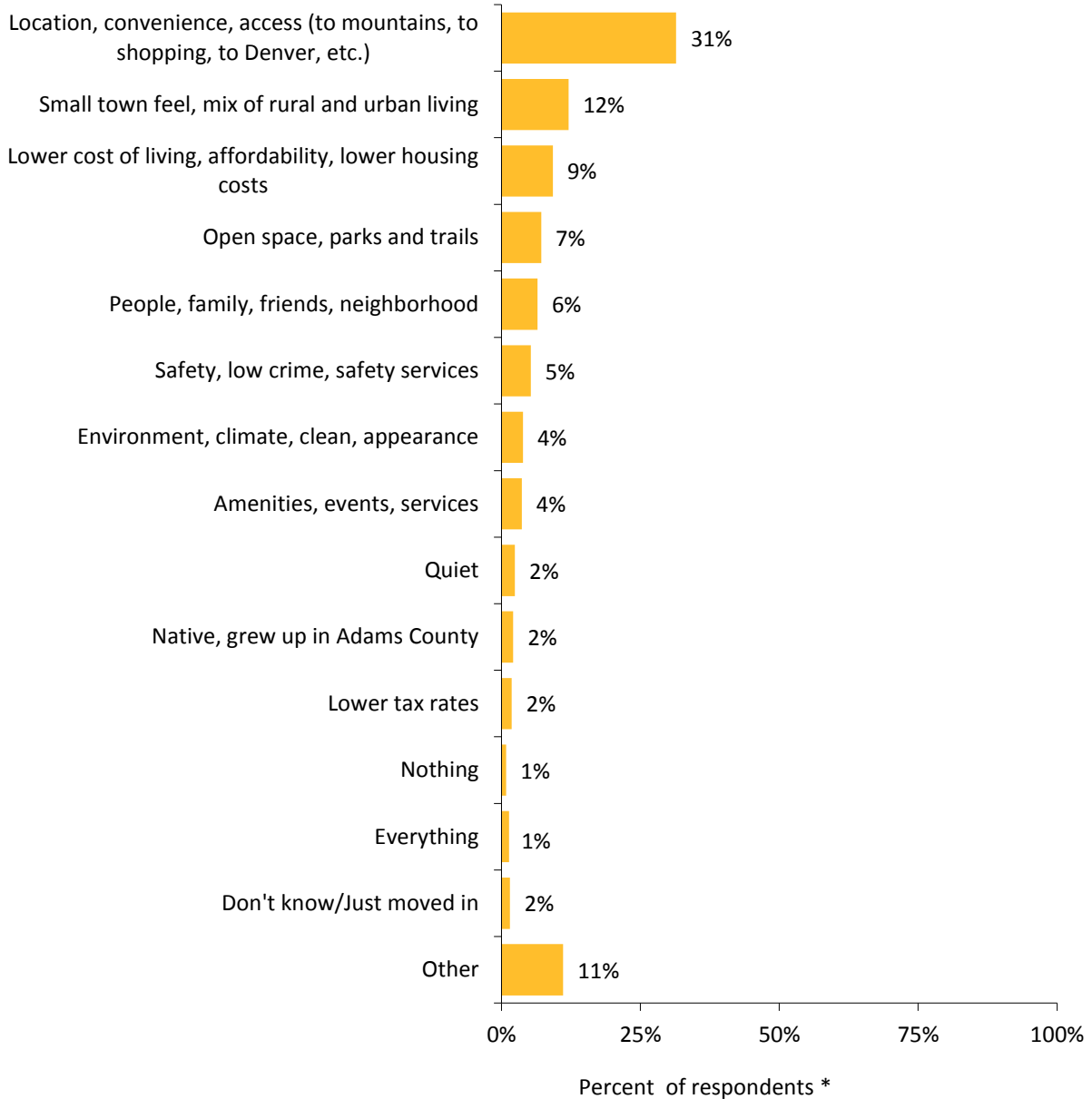


Figure 12: Community Characteristics Related to Quality of Life Benchmark Comparisons

Please rate each of the following characteristics as they relate to Adams County as a whole	National Comparison	Colorado Comparison
Sense of community	Much below the benchmark	Much below the benchmark
Openness and acceptance of the community toward people of diverse backgrounds	Similar to the benchmark	Similar to the benchmark

The survey included a question that asked respondents to name, in their own words, what they liked best about living in Adams County. About two in five respondents wrote in a response. These responses are shown as the respondents answered in *Appendix D: Verbatim Responses to Open-ended Questions*. The responses were classified into several broad categories. The most frequently cited factor was the location, especially access to work, shopping or Denver, or proximity to the mountains, mentioned by nearly a third of those writing in a response (see Figure 13). The next most frequently mentioned aspect was the small town feel, or the mix of rural and urban. The lower cost of living in Adams County was also frequently mentioned.

Figure 13: What Respondents Liked Best About Living in Adams County



* Note: This is of the respondents who wrote in an answer to the question; about 40% of respondents had done so. A complete list of responses in the respondent's own words can be found in *Appendix D: Verbatim Responses to Open-ended Questions*.

Public Trust in Adams County

Public trust can be defined as the extent to which citizens trust the government to do what is right, to do it honestly, to do it fairly and to do it efficiently. Citizens will have more trust in government if they believe that government is doing the right things (and not doing unnecessary things), in a transparent manner, and that they are doing it in a way that produces good outcomes without waste.

Citizens will also have more trust if they are engaged with the government. As one paper on public trust notes:

Over the last two decades, researchers have emphasized citizen participation in public administration decision-making as a means of collaborating with citizens to promote democratic values such as responsiveness and accountability. The emerging literature on collaborative governance in public administration has suggested that citizens should be considered not only customers, but also collaborative partners in a governance era for building democratic and effective governance.¹

Another author asserts:

It is a well-known fact that citizens who are not involved in civic activities tend to view the government and its institutions in more negative terms. Keele confirms that social capital has a significant and strong effect on trust in government apart from, and along with, government performance.²

Those completing the Adams County Quality of Life survey were asked several questions to assess their levels of public trust.

¹ Kim, S., Lee, J. (2011) *E-Participation, Transparency, and Trust in Local Government (Paper prepared for the Global Conference on Transparency Research)* Retrieved June 26, 2012, from http://andromeda.rutgers.edu/~ncsds/spaa/images/stories/documents/Transparency_Research_Conference/Papers/Kim_Soonhee.pdf

² Blind, P.K. (2007). *Building Trust in Government in The Twenty-First Century: Review of Literature and Emerging Issues (Paper prepared for the 7th Global Forum on Reinventing Government Building Trust in Government)*. Retrieved June 26, 2012, from <http://unpan1.un.org/intradoc/groups/public/documents/un/unpan025062.pdf>

Just over half (55%) of respondents said they would rate the overall image or reputation of Adams County as excellent or good (see Figure 14). This rating was below the national and Colorado benchmarks (see Figure 19 on page 19). Nearly half of surveyed residents (44%) said they could trust Adams County government to do what is right always or most of the time (see Figure 15).

About half (49%) felt that the overall direction being taken by Adams County was excellent or good, while just over half felt the overall direction being taken was fair or poor (see Figure 16 on the next page). This rating was similar to the benchmarks.

When asked to rate the opportunities to participate in community matters in Adams County as a whole, half (51%) thought they were excellent or good (see Figure 17 on the next page).

Figure 14: Ratings of the Overall Image or Reputation of Adams County

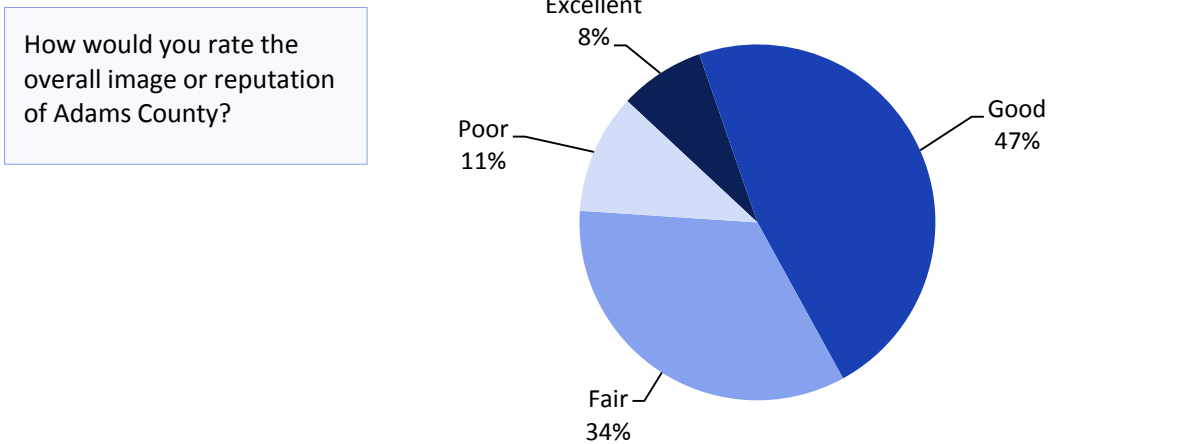


Figure 15: Residents' Trust in Adams County To Do What Is Right

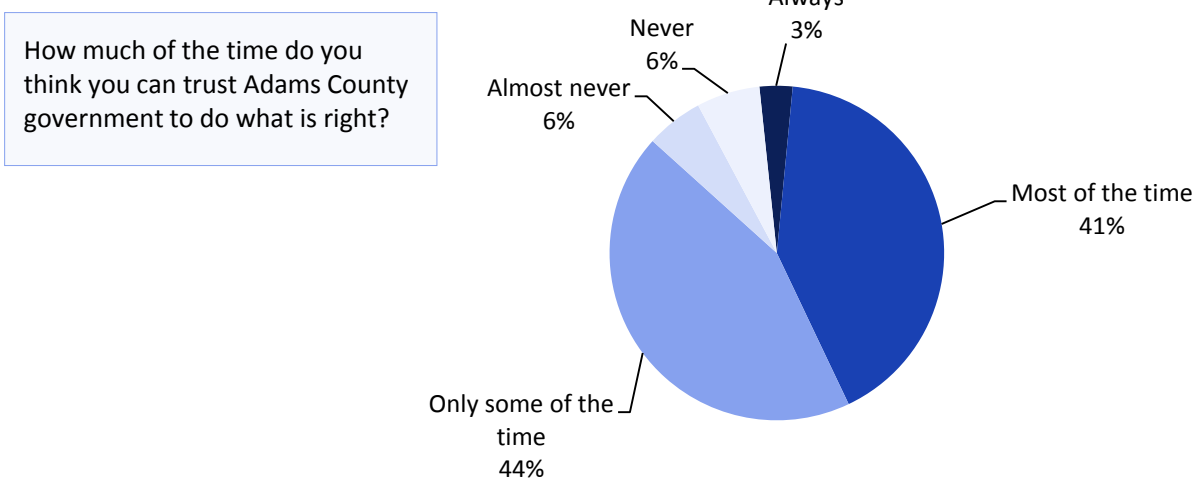


Figure 16: Rating of the Overall Direction Being Taken by Adams County

Overall, how would you rate the overall direction that Adams County is taking?

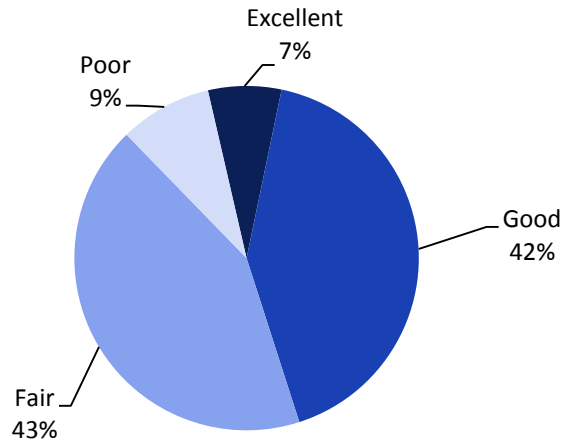
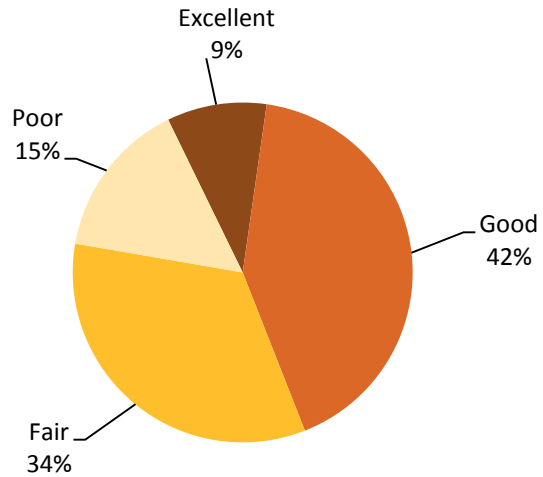


Figure 17: Ratings of the Opportunities to Participate in Community Matters in Adams County

How would you rate the opportunities to participate in community matters in Adams County as a whole?



A number of other dimensions of public trust were evaluated by those completing the questionnaire. About half of respondents felt that Adams County government generally acts in the best interest of the community, treats residents with fairness and respect and is responsive to residents. Survey respondents gave less favorable ratings to Adams County’s efforts to welcome resident involvement, giving residents a chance to express their views before making decisions, informing residents about issues facing the community and being honest (ratings of excellent or good were above 35% but less than 40%). The lowest ratings were given to being open and transparent to the public and the accessibility of elected officials, with about 3 in 10 respondents rating these aspects of public trust as excellent or good.

The rating for Adams County government being responsive to residents was similar to that observed in jurisdictions across the U.S. and in Colorado. However, the rating for Adams County welcoming resident involvement was below the benchmark comparisons (see Figure 19).

Figure 18: Ratings of Public Trust in Adams County Government

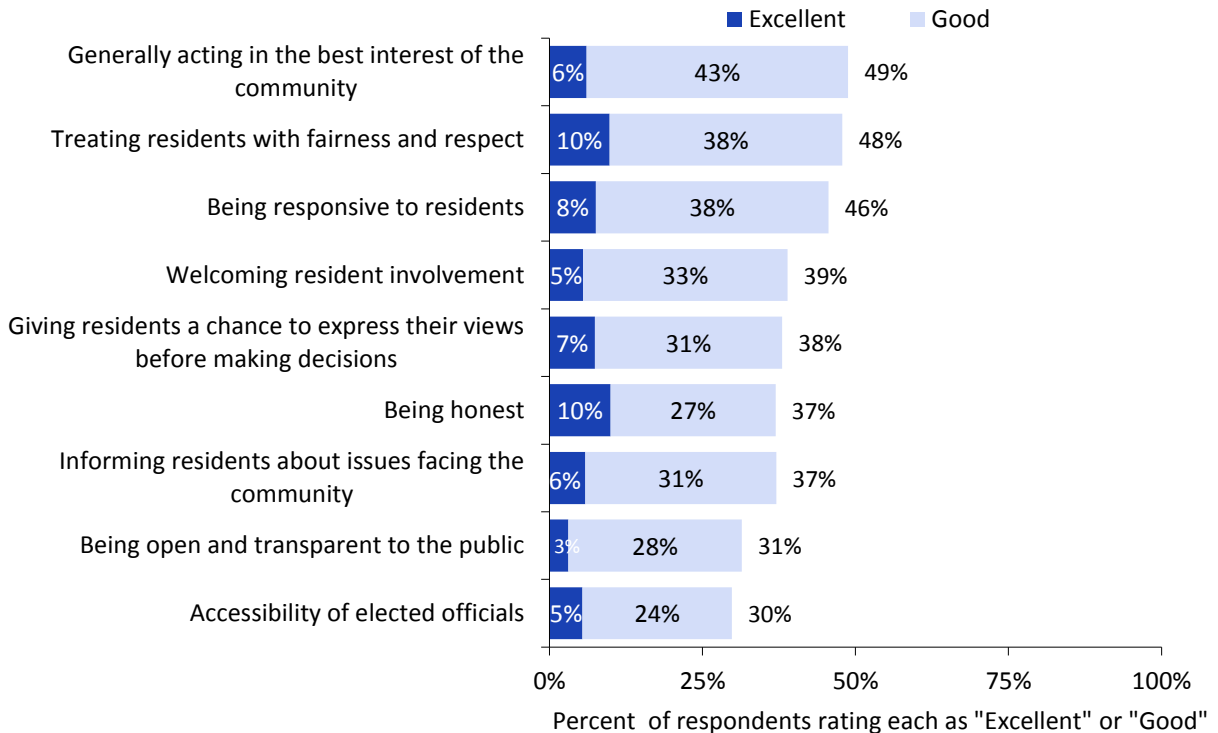


Figure 19: Public Trust Benchmark Comparisons

	National Comparison	Colorado Comparison
Overall image or reputation of Adams County	Much below the benchmark	Below the benchmark
Overall, how would you rate the overall direction that Adams County is taking?	Similar to the benchmark	Similar to the benchmark
Welcoming resident involvement	Below the benchmark	Below the benchmark
Being responsive to residents	Similar to the benchmark	Similar to the benchmark

The Board of Commissioners adopted seven reform resolutions in public hearing on May 25, 2011. These resolutions were designed to eliminate waste and prevent corruption. The adoption of the reform measures was an impetus for Open Adams. Adams County developed the Open Adams initiative as a way to collaborate, communicate, and improve government standards in Adams County.³

The Adams County Quality of Life survey assessed resident’s familiarity with the Open Adams reform measures. About two-thirds of those completing the questionnaire were not at all familiar with the reform measures (see Figure 20). Only 13% were somewhat or very familiar with them.

When asked to rate how well the County was doing on implementing these reform measures, 7 in 10 respondents answered, “don’t know” (see *Appendix B: Responses to Survey Questions*). Among those who felt they could give an opinion, 41% felt that Adams County was doing an excellent or good job implementing the reform measures (see Figure 21). Nearly half (47%) thought Adams County was doing a fair job, and 12% thought Adams County was doing a poor job.

Figure 20: Familiarity with Open Adams Reform Measures

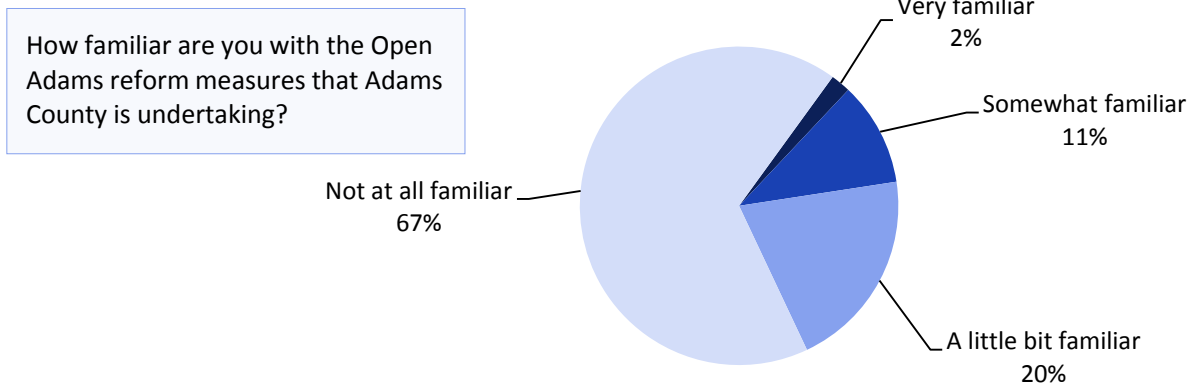
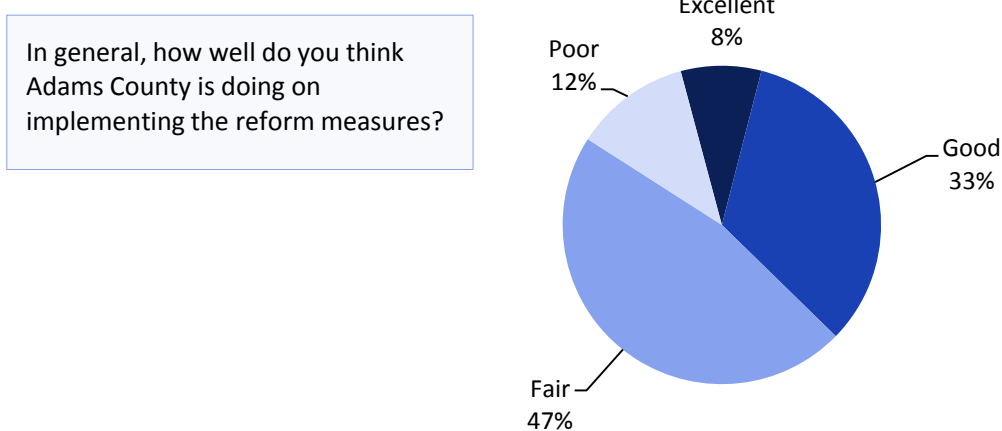


Figure 21: Rating of Implementation of Reform Measures



³ From the Adams County website: <http://adcogov.org/index.aspx?NID=989>. Retrieved May 14, 2012.

Quality of County Services and Community Characteristics

Overall Quality and Value of Services

Survey respondents assessed the overall quality of services provided by Adams County. Half of respondents rated the overall quality of services as good and about one-third rated it as fair (see Figure 22). As for the value of the services provided for the taxes paid, respondents generally felt they received fair to good value (see Figure 23).

Respondents in Adams County rated both the overall quality of services and the value of services for the taxes paid lower than in other communities across the nation and in Colorado (Figure 24 on the following page).

Figure 22: Ratings of Overall Quality of Services Provided by Adams County

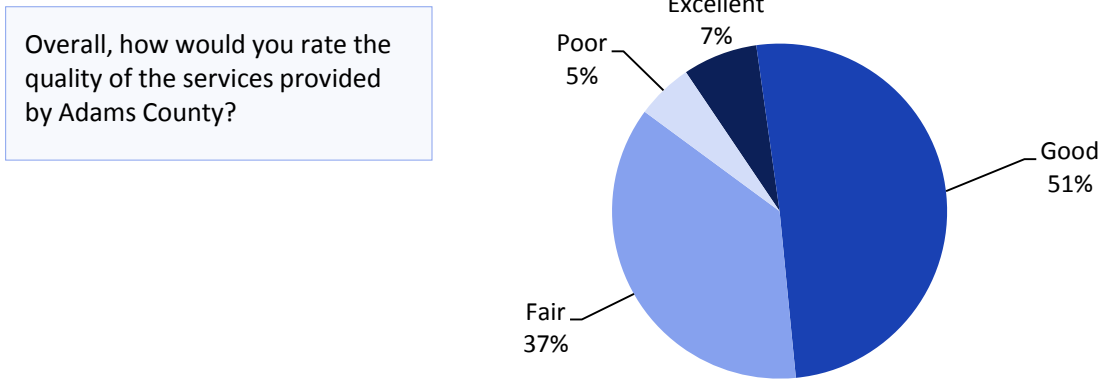


Figure 23: Ratings of Value of Services for Taxes Paid

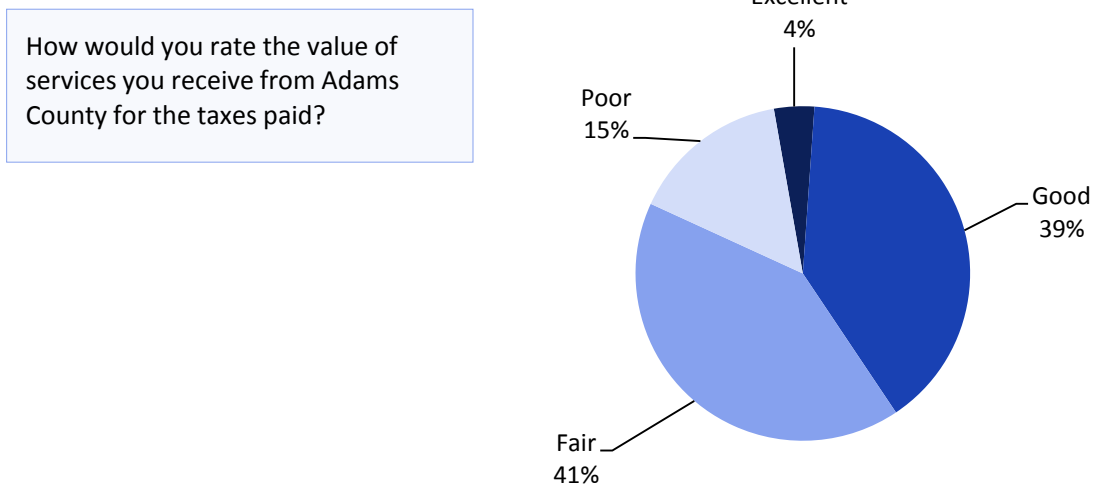


Figure 24: Overall Quality of Services Benchmark Comparisons

	National Comparison	Colorado Comparison
Overall, how would you rate the quality of the services provided by Adams County?	Below the benchmark	Below the benchmark
How would you rate the value of services you receive from Adams County for the taxes paid?	Below the benchmark	Below the benchmark

Community Services

Community development contributes to a feeling among residents and even visitors of the attention given to the speed of growth, the location of residences and businesses, the kind of housing that is appropriate for the community and the ease of access to commerce, green space and residences. Opportunities to participate in a variety of leisure, enrichment and recreation activities promote the engagement are important aspects of a high-quality community. Even the community’s overall appearance often is attributed to the planning and enforcement functions of the local jurisdiction.

In assessing various dimensions of the community, about 6 in 10 respondents to the Quality of Life survey rated the drinking water quality, opportunities to participate in outdoor recreation or enjoy nature, recreational opportunities and the variety of housing options as excellent or good. About half of respondents felt this way about the overall appearance of Adams County, the overall quality of new development in unincorporated areas and the availability of recycling services. About 4 in 10 respondents felt there were excellent or good educational opportunities and opportunities to attend cultural activities in the county.

Generally, these nine aspects of Adams County were rated lower when compared to the national and Colorado benchmarks. However, drinking water quality and recreational opportunities were seen as similar to the nation and the variety of housing options was similar at both the national and state level (see Figure 26 on the following page).

Figure 25: Ratings of Community Characteristics Related to Community Services

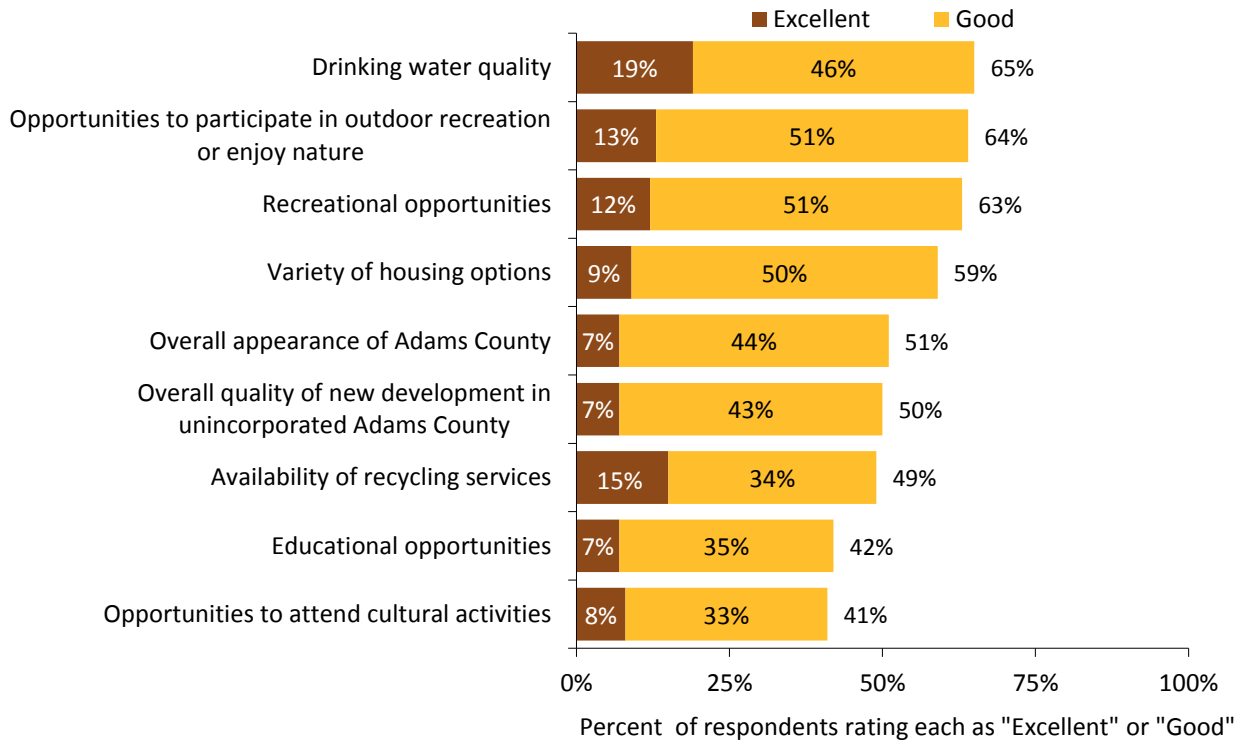
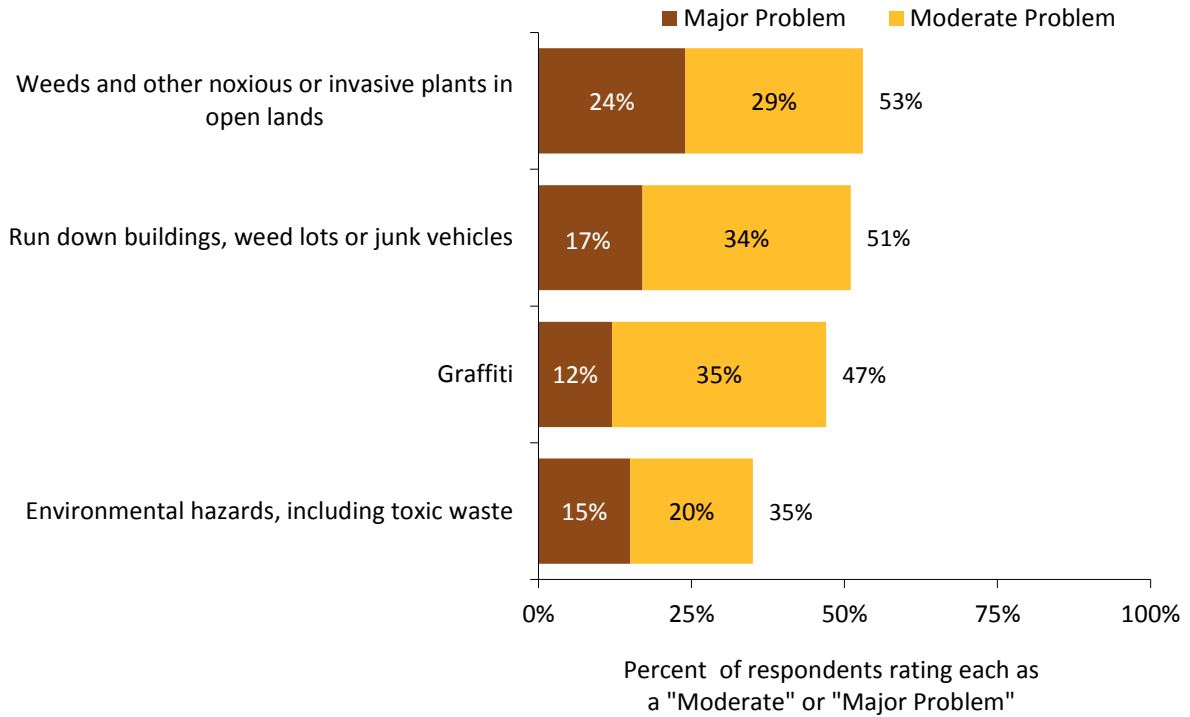


Figure 26: Community Characteristics Related to Community Services Benchmark Comparisons

Please rate each of the following characteristics as they relate to Adams County as a whole	National Comparison	Colorado Comparison
Drinking water quality	Similar to the benchmark	Much below the benchmark
Recreational opportunities	Similar to the benchmark	Below the benchmark
Variety of housing options	Similar to the benchmark	Similar to the benchmark
Overall appearance of Adams County	Much below the benchmark	Much below the benchmark
Overall quality of new development in unincorporated Adams County	Below the benchmark	Below the benchmark
Educational opportunities	Much below the benchmark	Below the benchmark
Opportunities to attend cultural activities	Below the benchmark	Below the benchmark

Respondents rated the extent to which four potential problems as related to Community Services. Respondents felt that environmental hazards, including toxic waste, was the least problematic area for the county; about one-third felt this was a moderate or major problem. About half of respondents felt that weeds and other noxious or invasive plants in open land; run down buildings, weed lots or junk vehicles; and graffiti were moderate or major problems.

Figure 27: Ratings of Problems in Adams County Related to Community Services



Respondents to the Quality of Life Survey rated six service areas related to Community Services ranging from long range planning to building permits and inspections. Adams County open space, parks and trails systems was the most positively rated service among the six with three-quarters of respondents rating this service as excellent or good (see Figure 28 below). About half of respondents rated building permits and inspections and the development of standards and regulations positively and about one-third felt the same about the enforcement of county code, ordinances and regulations and community development.

Of the six services rated, three could be compared to the national benchmark and two could be compared to the Colorado benchmark (see Figure 29 on the next page). Enforcement of county codes received ratings lower than both the national and Colorado benchmark while long range planning was similar to both benchmarks. Adams County open space, parks and trails system was lower in Adams County than in other communities across the U.S.; a comparison to Colorado was not available.

Figure 28: Ratings of Community Services Provided by Adams County

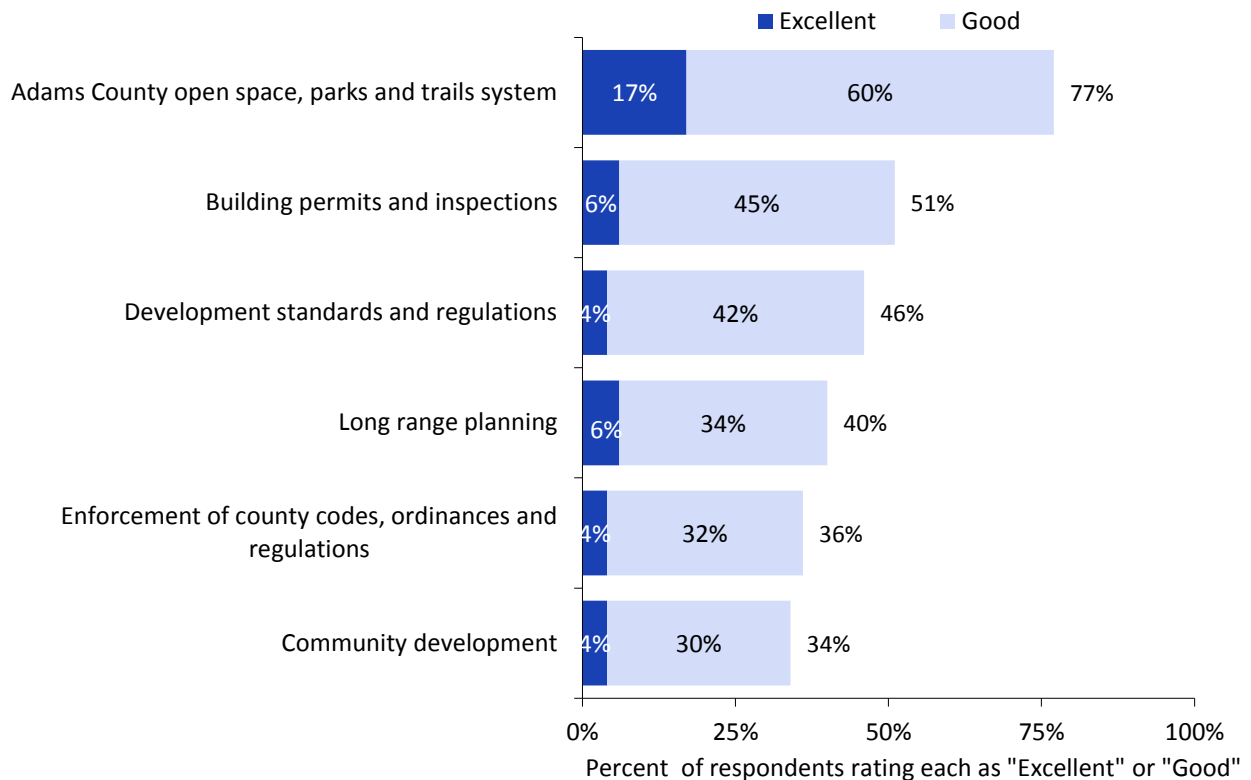


Figure 29: Community Services Benchmark Comparisons

Please rate the quality of each of the following services provided by Adams County:	National Comparison	Colorado Comparison
Adams County open space, parks and trails system	Much below the benchmark	Not available
Long range planning (administers and updates the Comprehensive Long Range Plan, coordinates with both local and regional stakeholders in planning for the current and future needs of the county)	Similar to the benchmark	Similar to the benchmark
Enforcement of county codes, ordinances and regulations (building codes, zoning and development regulations, Blight Ordinance enforcement for the removal of junk and weeds, graffiti removal)	Below the benchmark	Below the benchmark

Transportation Infrastructure

The ability to move easily throughout a community can greatly affect the quality of life of residents by diminishing time wasted in traffic congestion and by providing opportunities to travel quickly and safely by modes other than the automobile. High quality options for resident mobility not only require local government to remove barriers to flow but they require government policies and partnerships that create quality opportunities for all modes of travel.

Four aspects of community mobility in Adams County were rated by survey respondents. Two-thirds of respondents rated the availability of paths and walking trails as excellent or good and slightly fewer (61%) felt the same about the ease of car travel in Adams County (see Figure 30 below). Less than half of respondents rated the ease of bus travel and traffic flow on major streets positively.

These ratings were similar to the national benchmarks (see Figure 31). Compared to Colorado jurisdictions in the database, the Adams County’s rating of the ease of car travel was similar, but the other ratings were below the Colorado benchmarks.

Figure 30: Ratings of Community Characteristics Related to Transportation Infrastructure

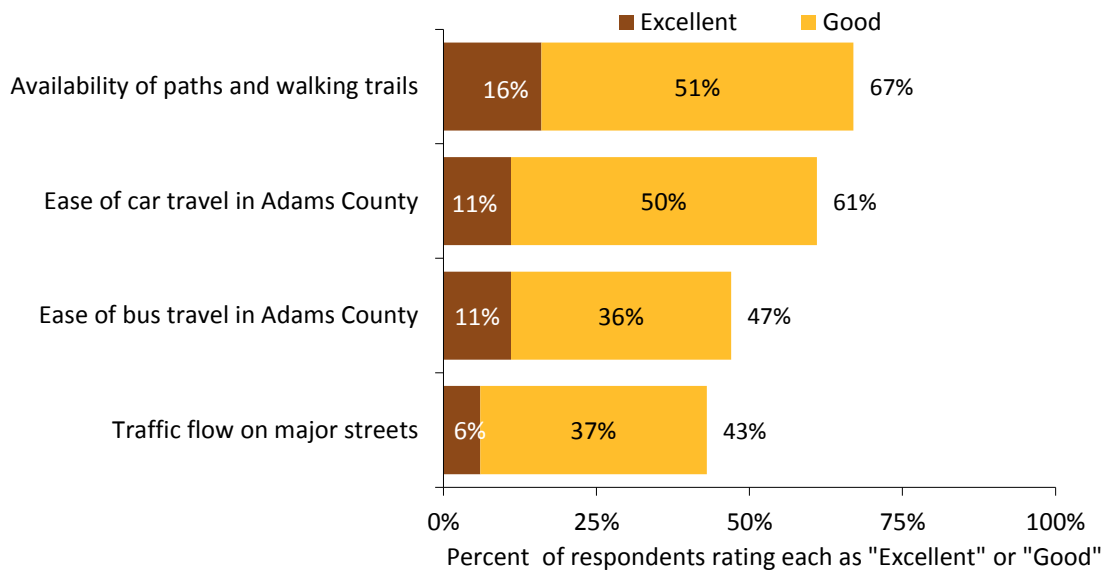


Figure 31: Community Characteristics Related to Transportation Infrastructure Benchmark Comparisons

Please rate each of the following characteristics as they relate to Adams County as a whole	National Comparison	Colorado Comparison
Availability of paths and walking trails	Similar to the benchmark	Below the benchmark
Ease of car travel in Adams County	Similar to the benchmark	Similar to the benchmark
Ease of bus travel in Adams County	Similar to the benchmark	Below the benchmark
Traffic flow on major streets	Similar to the benchmark	Below the benchmark

Four county services related to Transportation Infrastructure in unincorporated Adams County were evaluated by survey participants. Traffic control and the drainage and storm sewer infrastructure were given ratings of excellent or good by half of respondents (see Figure 32). Snow and ice removal and roadway maintenance were rated as excellent or good by about a third of respondents. The two services (drainage/sewer infrastructure and snow and ice removal) that could be matched to benchmarks were below the national and Colorado comparisons (see Figure 33).

Figure 32: Ratings of Transportation Infrastructure Services Provided by Adams County

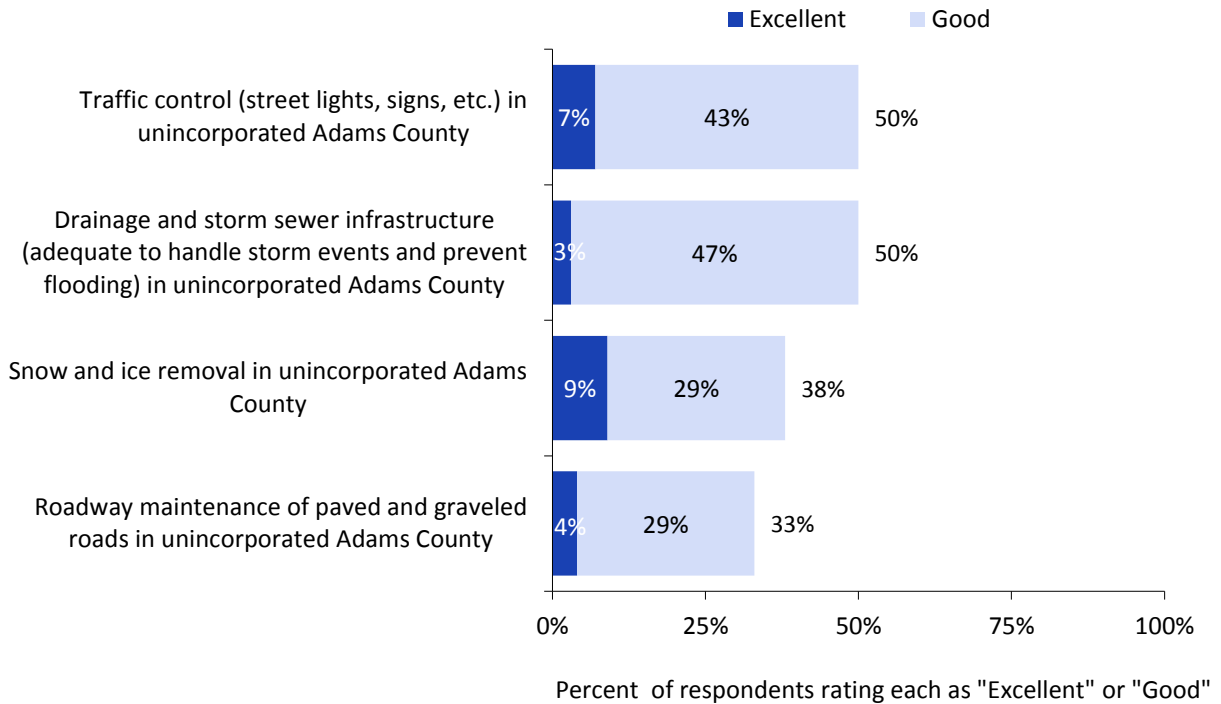


Figure 33: Transportation Infrastructure Services Benchmark Comparisons

Please rate the quality of each of the following services provided by Adams County:	National Comparison	Colorado Comparison
Drainage and storm sewer infrastructure (adequate to handle storm events and prevent flooding) in unincorporated Adams County	Below the benchmark	Much below the benchmark
Snow and ice removal in unincorporated Adams County	Much below the benchmark	Much below the benchmark

Law Enforcement and Public Safety

Safety from violent or property crimes creates the cornerstone of an attractive community. No one wants to live in fear of crime, and communities in which residents feel protected or unthreatened are communities that are more likely to show growth in population, commerce and property value.

About 8 in 10 of those completing the survey rated emergency response times as excellent or good (see Figure 34). The sense of personal safety was considered excellent or good by about two-thirds of respondents. This rating was below the national and Colorado benchmarks (see Figure 35).

Property crimes and violent crimes were considered a major or moderate problem by just over half of those surveyed (see Figure 36).

Figure 34: Ratings of Community Characteristics Related to Law Enforcement

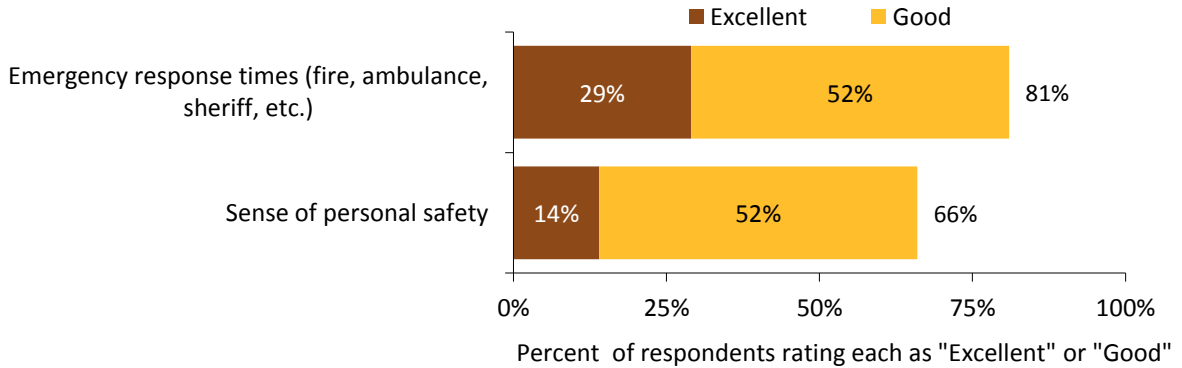
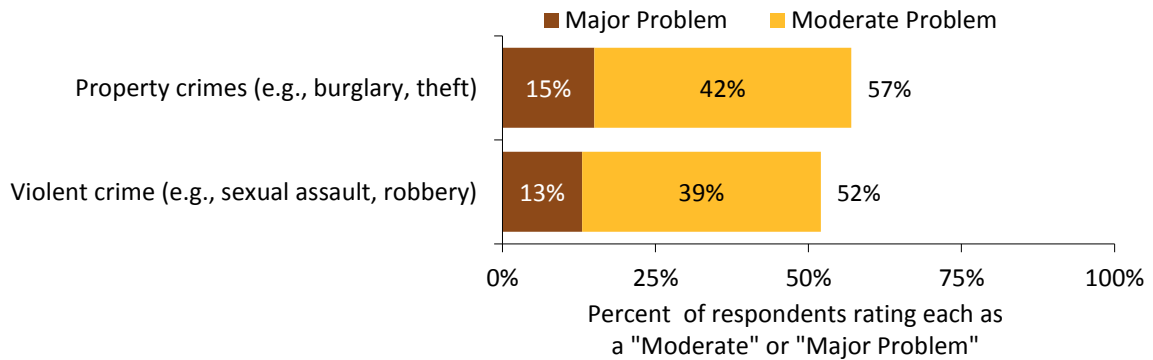


Figure 35: Community Characteristics Related to Law Enforcement Benchmark Comparisons

Please rate each of the following characteristics as they relate to Adams County as a whole	National Comparison	Colorado Comparison
Sense of personal safety	Much below the benchmark	Much below the benchmark

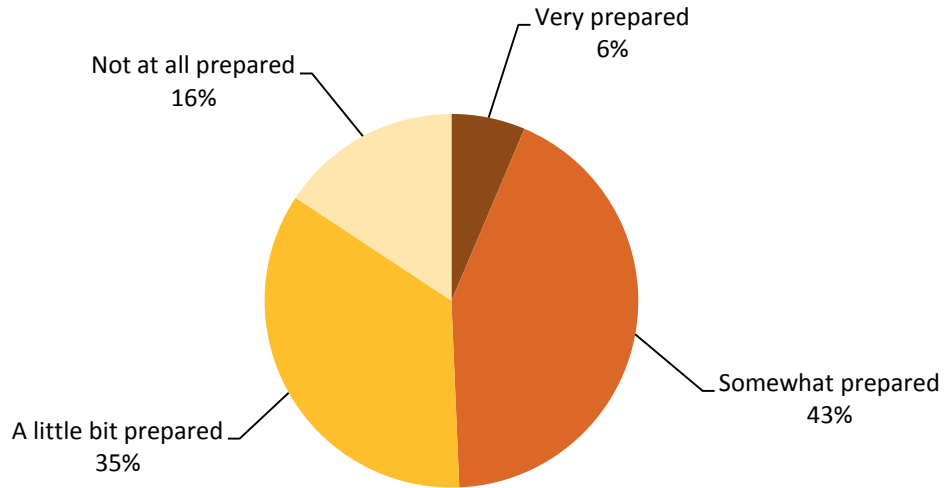
Figure 36: Ratings of Problems in Adams County Related to Law Enforcement



When asked how prepared their own household was for a disaster or emergency, only 6% of respondents said they were very prepared. About 4 in 10 respondents said they were somewhat prepared. The remaining half were only a little bit prepared or not at all prepared.

Figure 37: How Prepared Respondents Feel for an Emergency

How prepared are you and your household for a disaster or emergency (e.g., flood, tornado, blizzard, etc.)?



Adams County emergency management services were considered good or excellent by about half of survey respondents (see Figure 38). Sheriff services and County courts were given evaluations of excellent or good by just over half of survey respondents. These ratings were below the national and Colorado benchmarks (see Figure 39). The Animal Shelter/Adoption Center was regarded as excellent or good by about 6 in 10 respondents, similar to the national and Colorado benchmarks.

Figure 38: Ratings of Law Enforcement and Public Safety Services Provided by Adams County

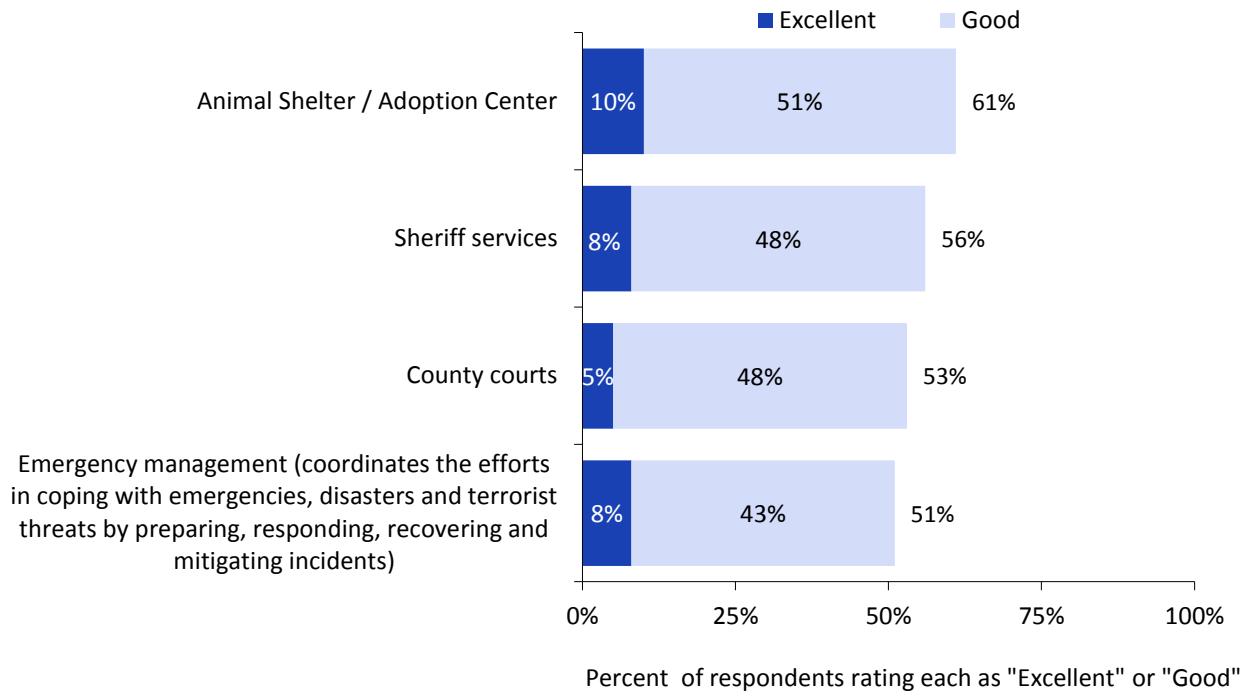


Figure 39: Law Enforcement and Public Safety Services Benchmark Comparisons

Please rate the quality of each of the following services provided by Adams County:	National Comparison	Colorado Comparison
Animal Shelter / Adoption Center	Similar to the benchmark	Similar to the benchmark
Sheriff services	Much below the benchmark	Much below the benchmark
County courts	Below the benchmark	Below the benchmark

Economic Development

The vision of Adams County is to “provide our community a safe, healthy environment to work, raise families and build businesses.” One of the goals of Adams County is to “provide opportunity for economic growth, while respecting Adams County's important natural resources.”⁴

Fewer than half of survey participants considered Adams County an excellent or good place to work or a place to start and/or operate a business (see Figure 40). The rating for Adams County as a place to work was below the national benchmark but similar to the Colorado benchmark (see Figure 46 on page 36). When asked how well Adams County is retaining existing businesses and attracting new ones, over 40% did not know enough to give an opinion, and 2% thought it was not the job of Adams County to attract and retain businesses (see Figure 41). Of those who did have an opinion, about a third (20% of all respondents) said Adams County was doing an excellent or good job, while two-thirds (35% of all respondents) said that Adams County was doing only a fair or poor job. The types of jobs respondents were most interested in seeing remain or grow in Adams County were those in the healthcare and education sectors (see Figure 42 on the next page).

Figure 40: Quality of Life Ratings Related to Economic Development

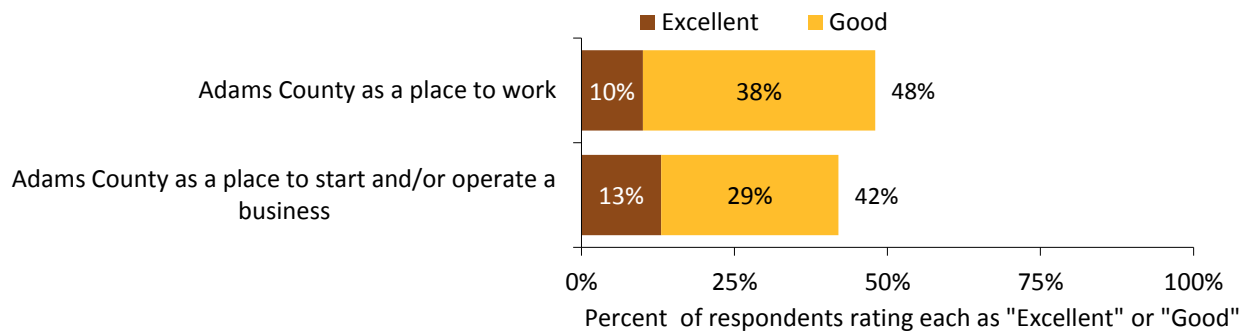
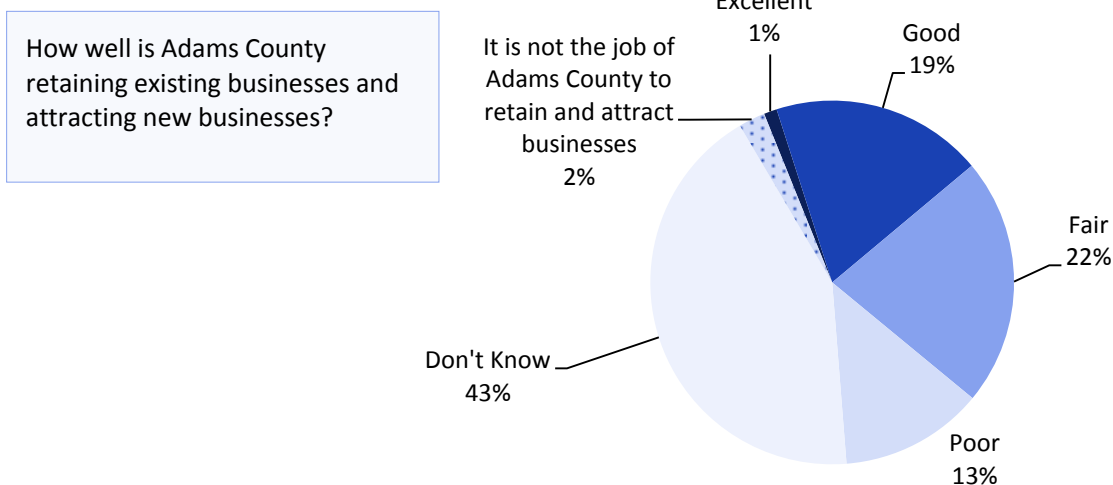
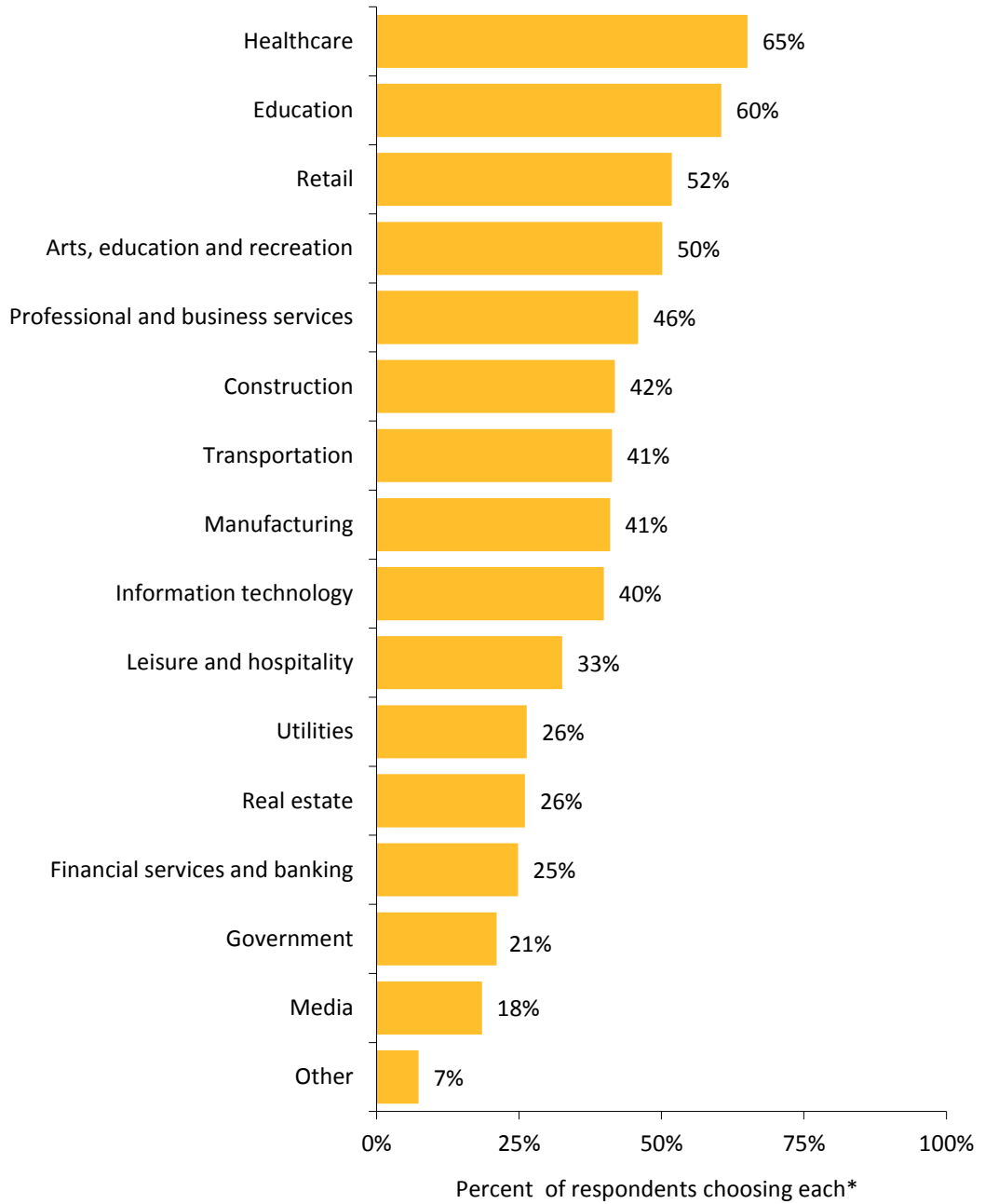


Figure 41: Rating of Adams County Retention and Attraction of Businesses



⁴ From the Adams County website: <http://adcogov.org/index.aspx?NID=1005>. Retrieved May 14, 2012.

Figure 42: Types of Jobs Respondents Would Like to See Remain or Grow in Adams County



* Note: Percents add to more than 100% as respondents could choose more than one job type.

The shopping opportunities in Adams County were considered excellent or good by 6 in 10 survey participants (see Figure 43), a rating that was similar to the national benchmark and above the Colorado benchmark (see Figure 44). The overall quality of business and service establishments in Adams County were deemed excellent or good by over half of respondents, similar to the national and Colorado benchmarks. Employment opportunities were regarded as excellent or good by only a third of respondents, but this rating was similar to the national and Colorado benchmarks.

Figure 43: Ratings of Community Characteristics Related to Economic Development

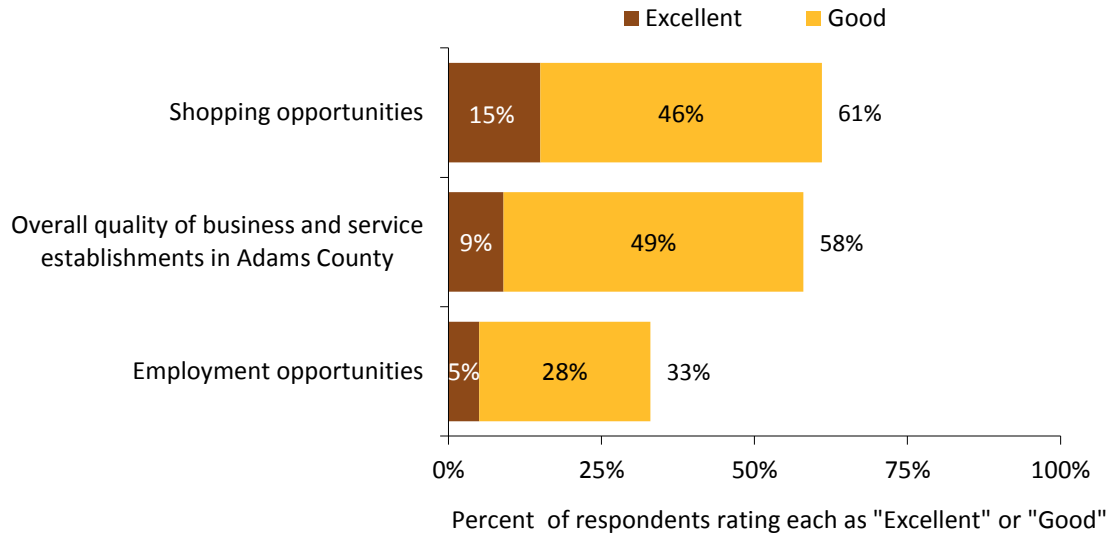


Figure 44: Community Characteristics Related to Economic Development Benchmark Comparisons

Please rate each of the following characteristics as they relate to Adams County as a whole	National Comparison	Colorado Comparison
Adams County as a place to work	Below the benchmark	Similar to the benchmark
Shopping opportunities	Similar to the benchmark	Above the benchmark
Overall quality of business and service establishments in Adams County	Similar to the benchmark	Similar to the benchmark
Employment opportunities	Similar to the benchmark	Similar to the benchmark

About one in three of those completing the questionnaire considered the economic development services provided by Adams County excellent or good, a rating that was below the national and Colorado benchmarks.

Figure 45: Ratings of Economic Development Services Provided by Adams County

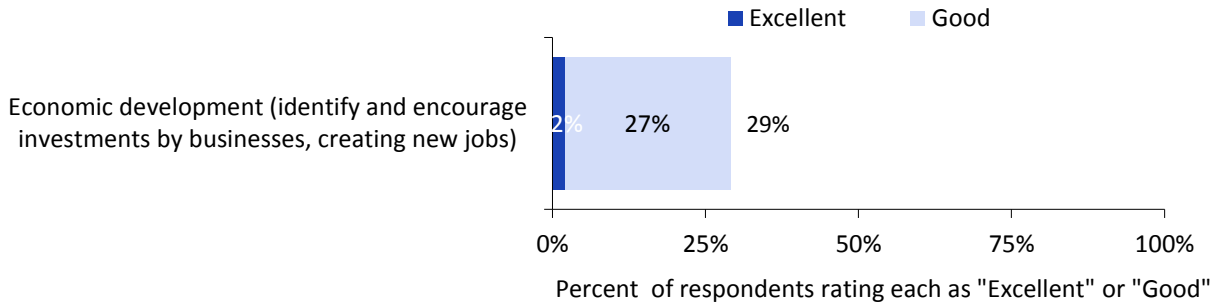


Figure 46: Economic Development Services Benchmark Comparisons

Please rate the quality of each of the following services provided by Adams County:	National Comparison	Colorado Comparison
Economic development (identify and encourage investments by businesses, creating new jobs)	Much below the benchmark	Below the benchmark

Human Services

The goal of the Adams County Human Services Department is to provide services and opportunities for the betterment of individuals and families.⁵ There is an emphasis on programs that help families to reduce their dependency on government assistance and to prevent child abuse and neglect.⁶

Some of the elements in a community that can help support the self-sufficiency of individuals and families include affordable quality housing, affordable quality health care and affordable quality child care. The availability of affordable quality housing in Adams County was considered excellent or good by about half of those completing the questionnaire (see Figure 47). This rating was above the national and Colorado benchmarks (see Figure 48). The availability of affordable quality health care and affordable quality child care each received excellent or good ratings by over 40% of respondents which was similar to the national and Colorado benchmarks.

Figure 47: Ratings of Community Characteristics Related to Human Services

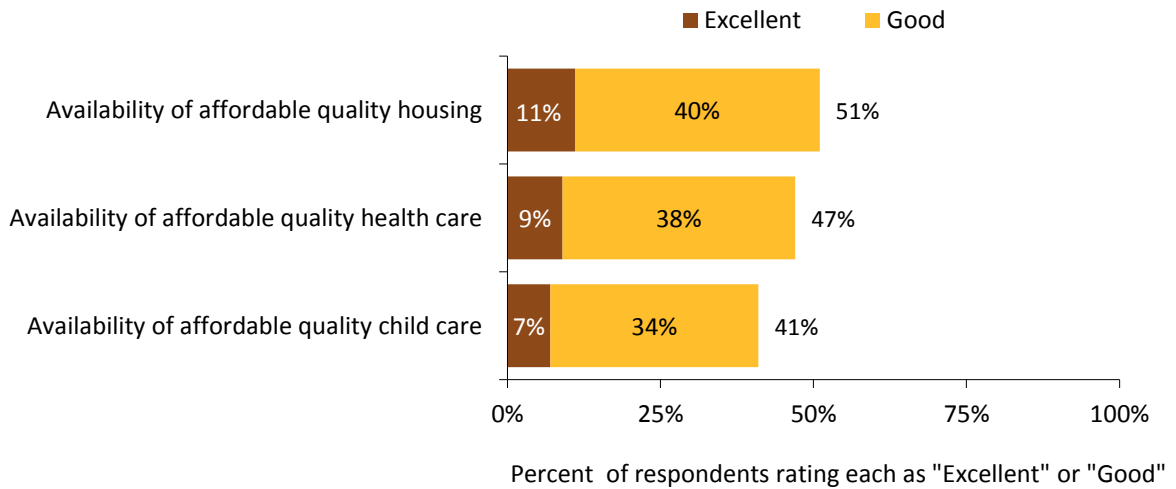


Figure 48: Community Characteristics Related to Human Services Benchmark Comparisons

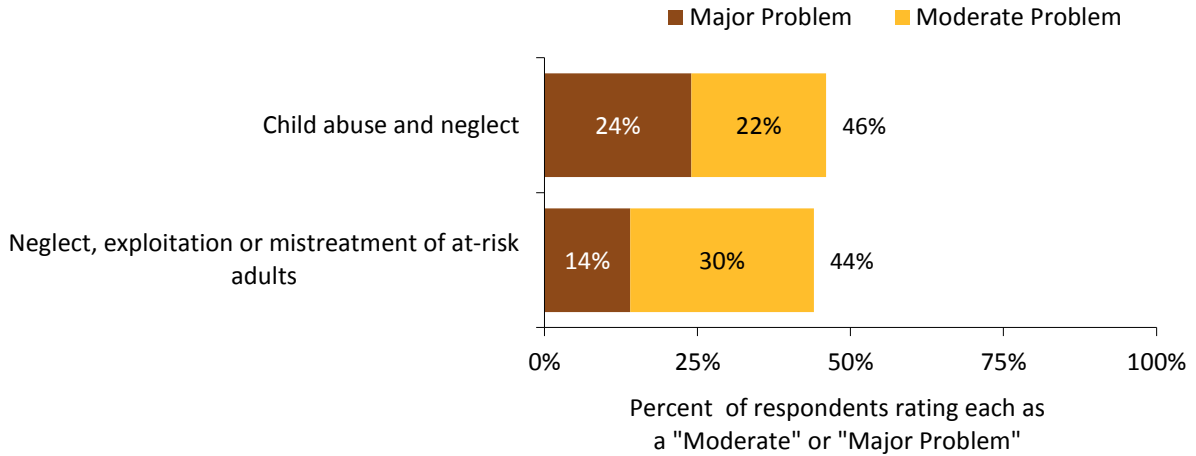
Please rate each of the following characteristics as they relate to Adams County as a whole	National Comparison	Colorado Comparison
Availability of affordable quality housing	Above the benchmark	Above the benchmark
Availability of affordable quality health care	Similar to the benchmark	Similar to the benchmark
Availability of affordable quality child care	Similar to the benchmark	Similar to the benchmark

⁵ From the Adams County website: <http://adcogov.org/index.aspx?NID=429>. Retrieved June 26, 2012.

⁶ From the Adams County website: <http://adcogov.org/index.aspx?NID=431>. Retrieved June 26, 2012.

Child abuse and neglect was considered a major or moderate problem in Adams County by nearly half of survey respondents (46%, see Figure 49). The neglect, exploitation or mistreatment of at-risk adults was considered a major or moderate problem by 44% of survey participants.

Figure 49: Ratings of Problems in Adams County Related to Human Services



When asked to evaluate the human services provided by Adams County, about 4 in 10 respondents considered each service excellent or good (see Figure 50). Ratings given to services provided to financially challenged families were similar to the national and Colorado benchmarks. Housing assistance services was given a rating similar to the national benchmark, while child protection services was given a rating below the national benchmark.

Figure 50: Ratings of Human Services Provided by Adams County

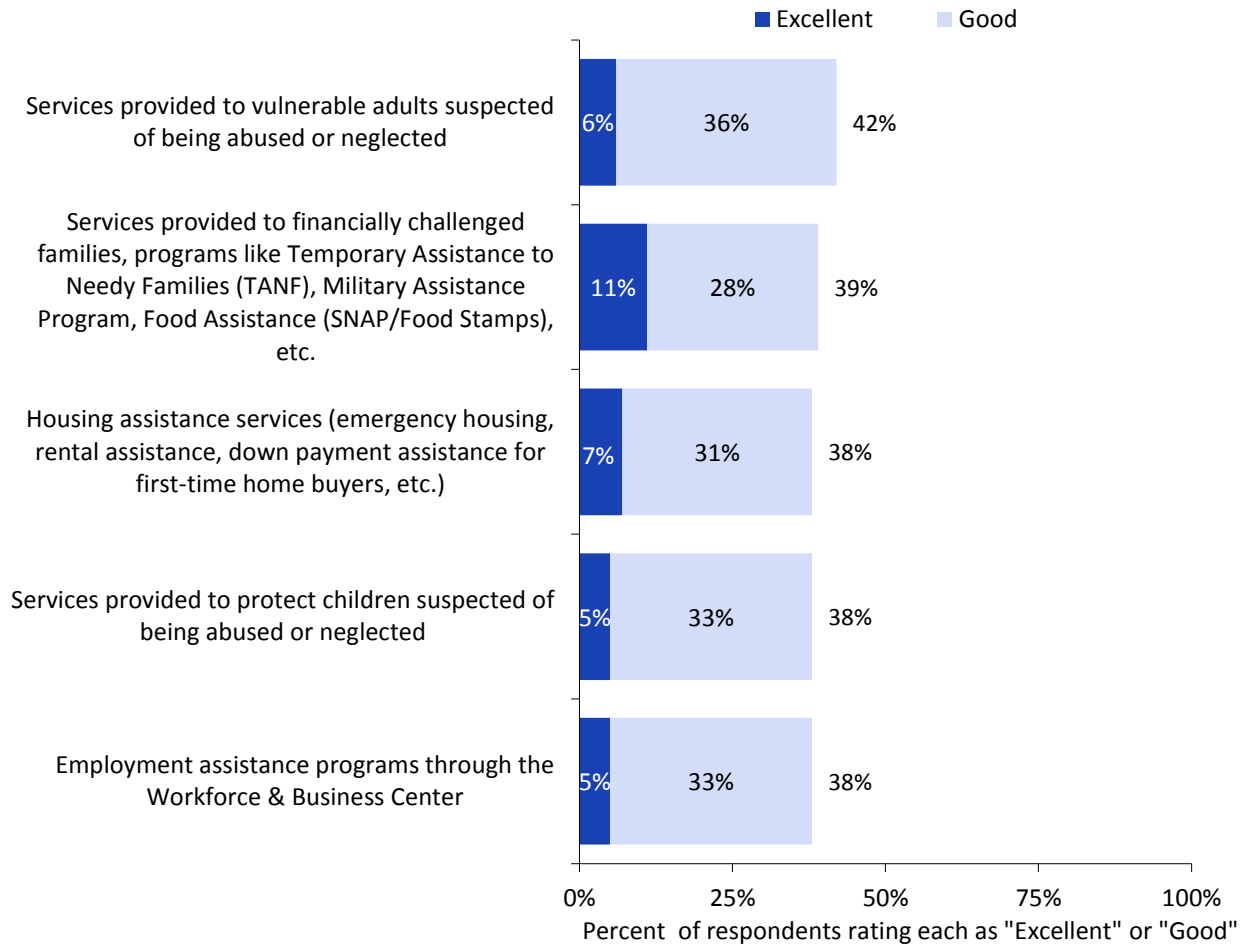


Figure 51: Human Services Benchmark Comparisons

Please rate the quality of each of the following services provided by Adams County:	National Comparison	Colorado Comparison
Services provided to financially challenged families, programs like Temporary Assistance to Needy Families (TANF), Military Assistance Program, Food Assistance (SNAP/Food Stamps), etc.	Similar to the benchmark	Similar to the benchmark
Housing assistance services (emergency housing, rental assistance, down payment assistance for first-time home buyers, etc.)	Similar to the benchmark	Not available
Services provided to protect children suspected of being abused or neglected	Below the benchmark	Not available

One of the services provided by the Human Services Department is job seeker services through the Adams County Workforce & Business Center. Those completing the survey were asked if they had been looking for work at any time during the two years prior to the survey. About a quarter of respondents replied that they had been looking for work at some point (see Figure 52). Of those, just over half said they had used job seeker services at the Workforce & Business Center (see Figure 53).

The most common reason given for not using these job seeker services was not knowing about them (see Figure 54 on the next page). Among those who had used the services, over 70% rated the services as excellent or good (see Figure 55 on the next page).

Figure 52: Respondent Employment Seeking Status

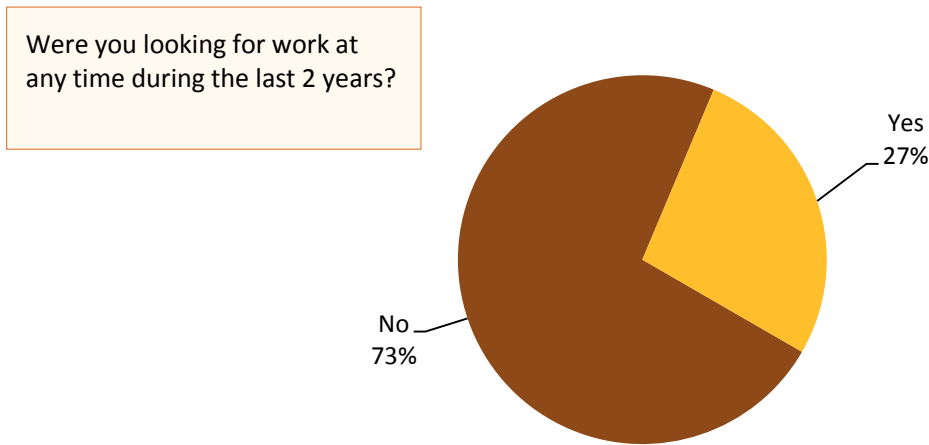
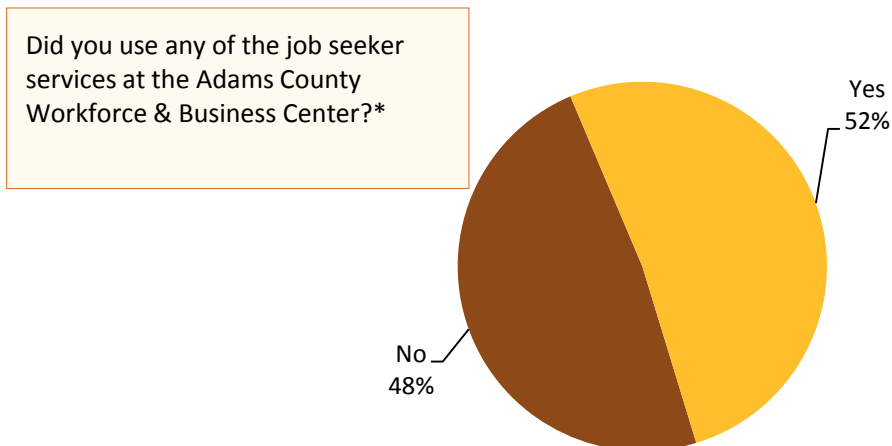
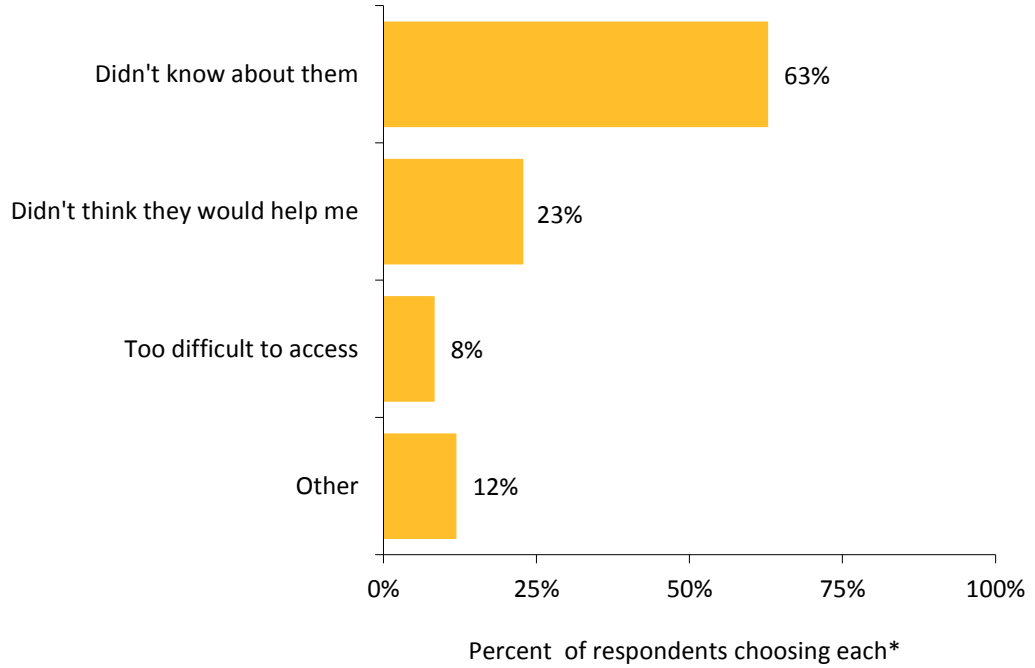


Figure 53: Use of Job Seeker Services at the Adams County Workforce & Business Center



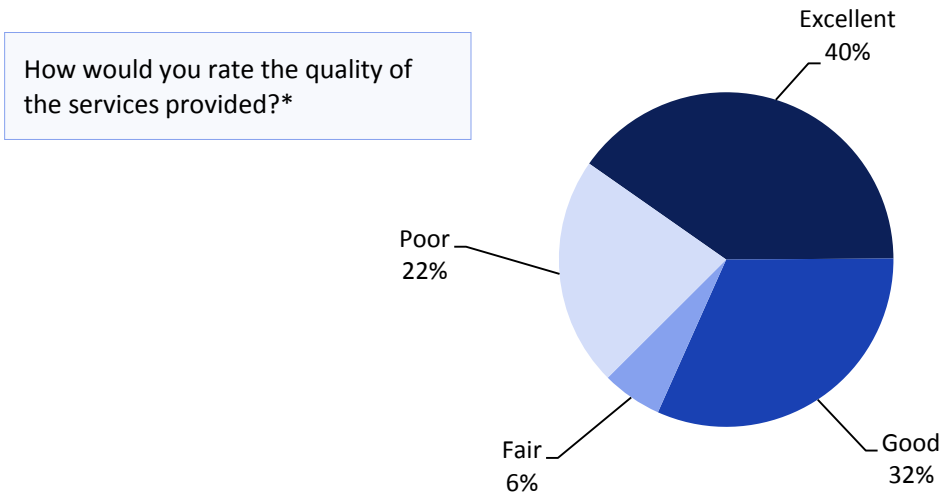
* Note: Question only asked of those who had been looking for work during the last 2 years.

Figure 54: Reasons for Not Using Job Seeker Services at the Adams County Workforce & Business Center



* Note: Percents add to more than 100% as respondents could choose more than one reason. Question only asked of those who had been looking for work during the last 2 years and who had not used job seeker services at the Adams County Workforce & Business Center.

Figure 55: Rating of Job Seeker Services at the Adams County Workforce & Business Center

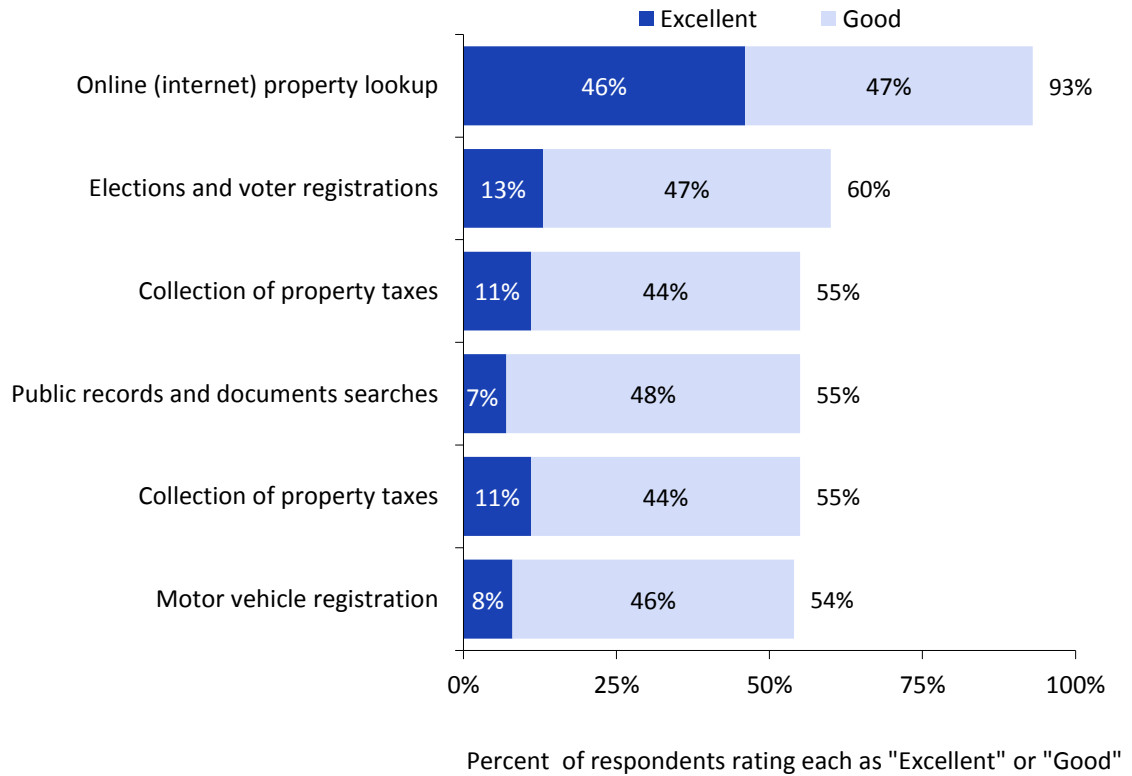


*Note: Only asked of those who had been looking for work during the last 2 years and who had used job seeker services at the Adams County Workforce & Business Center.

Public Services

County governments provide a number of public records and administrative services, including such things as marriage licenses, elections, Assessor’s valuation of property, maintaining official public records, Coroner, Treasurer, etc. Several of these functions were evaluated by those completing the survey. Online property lookup was a popular service, considered excellent or good by over 90% of survey respondents. Between 54% and 60% of respondents considered each of the other services excellent or good.

Figure 56: Ratings of Public Services Provided by Adams County



Adams County Employees

The customer service provided by the employees of Adams County government was assessed through the Adams County Quality of Life Survey. Nearly 4 in 10 respondents said they had had contact with an Adams County employee in the previous 12 months (see Figure 57). Those who had been in contact with an Adams County employee were asked to rate various aspects of their most recent encounter. About three-quarters of those who had had contact with an employee rated their overall impression as excellent or good (see Figure 58 below), a rating that was similar to the national and Colorado benchmarks (see Figure 59 on the next page). The respectfulness and knowledge of employees was considered excellent or good by 80% of respondents. The rating of the knowledge of employees was similar to the national and Colorado benchmarks. The courtesy and responsiveness of employees was considered excellent or good by 79% and 73% of respondents, respectively. These ratings were below the national and Colorado benchmarks.

Figure 57: Contact with Adams County Employees

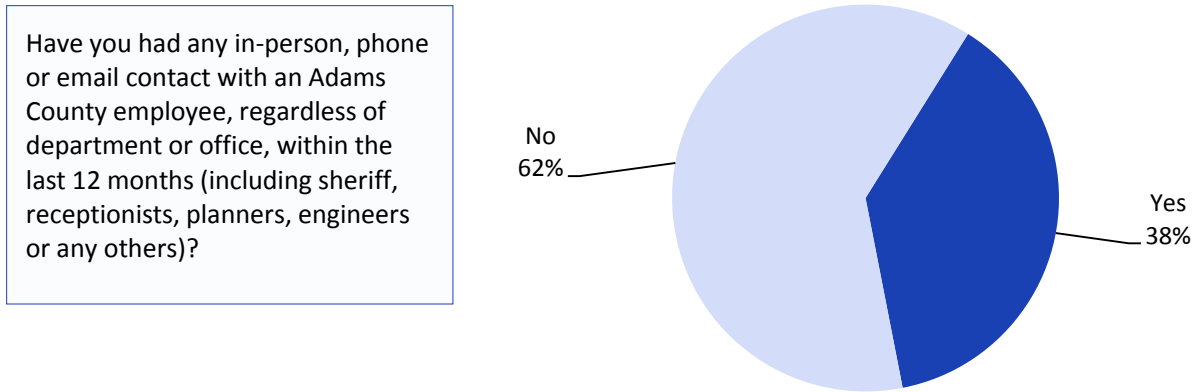
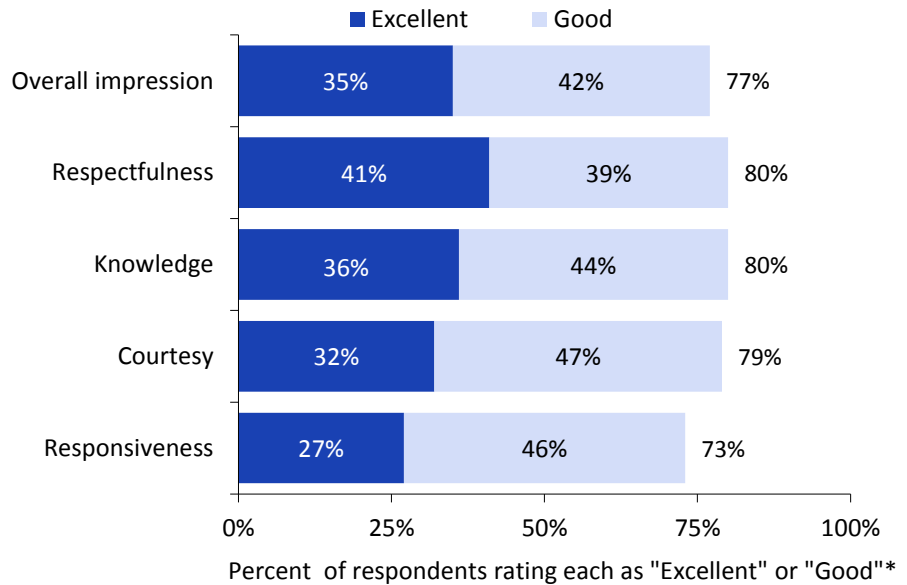


Figure 58: Ratings of Contact with Adams County Employees



* Note: Question only asked of those who had had contact with an Adams County employee.

Figure 59: Employee Contact Benchmark Comparisons

What was your impression of the Adams County employee in your most recent contact? (Rate each characteristic below.)	National Comparison	Colorado Comparison
Knowledge	Similar to the benchmark	Similar to the benchmark
Responsiveness	Below the benchmark	Below the benchmark
Courtesy	Below the benchmark	Much below the benchmark
Overall impression	Similar to the benchmark	Similar to the benchmark

Priorities of Adams County Residents

A total of 25 services provided by Adams County was evaluated by survey respondents. After rating the quality of each of these services, those completing the questionnaire were asked which five of the services they felt were the most important, and which five they felt were the least important. These results are shown in Figure 60 and Figure 61 on the next two pages.

The service considered most important by survey respondents was roadway maintenance, selected as a top five priority by 45% of respondents. The next most important services were Adams County open space, parks and trails system; enforcement of county codes; ordinances and regulations; economic development; and emergency management. Each of these was chosen as a top five priority by over 30% of respondents.

The two services considered least important by respondents, chosen as a low priority by about half of respondents, were online (internet) property lookup and public records and documents searches. The next least important services were the Animal Shelter / Adoption Center and elections and voter registrations. These were each considered a low priority by 24% and 23%, respectively, of respondents.

Figure 60: Adams County Services Considered Most Important by Respondents

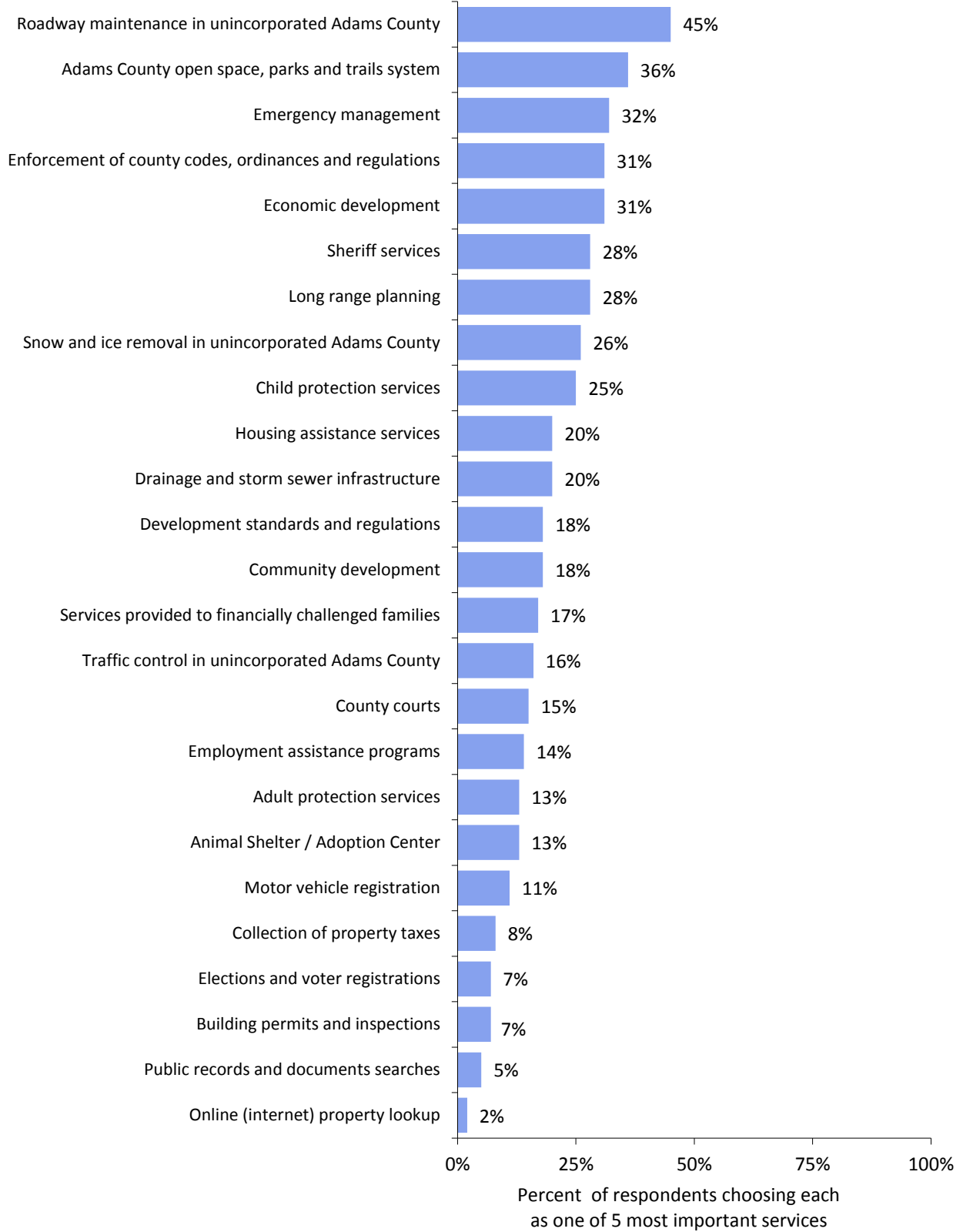
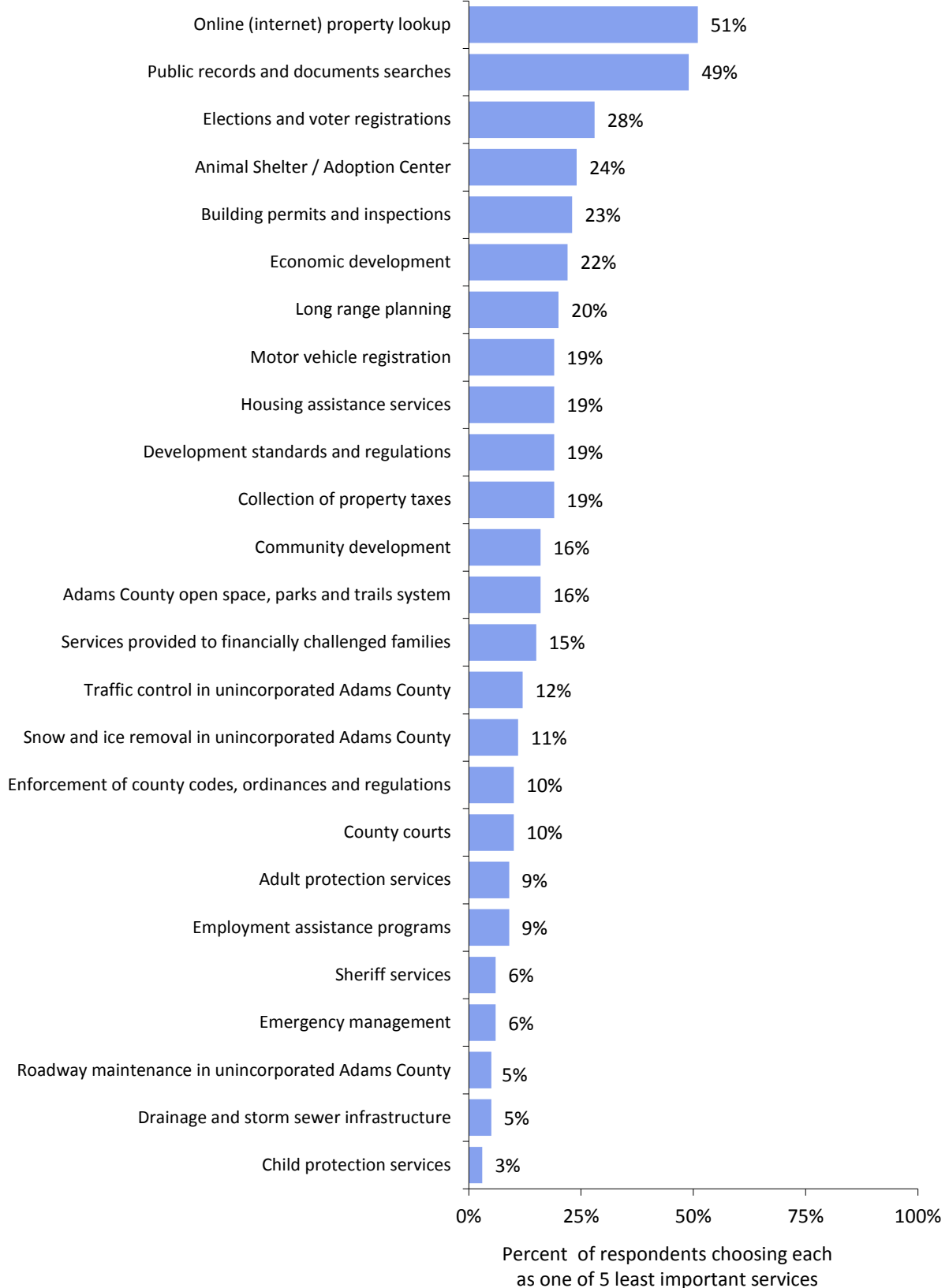


Figure 61: Adams County Services Considered Least Important by Respondents

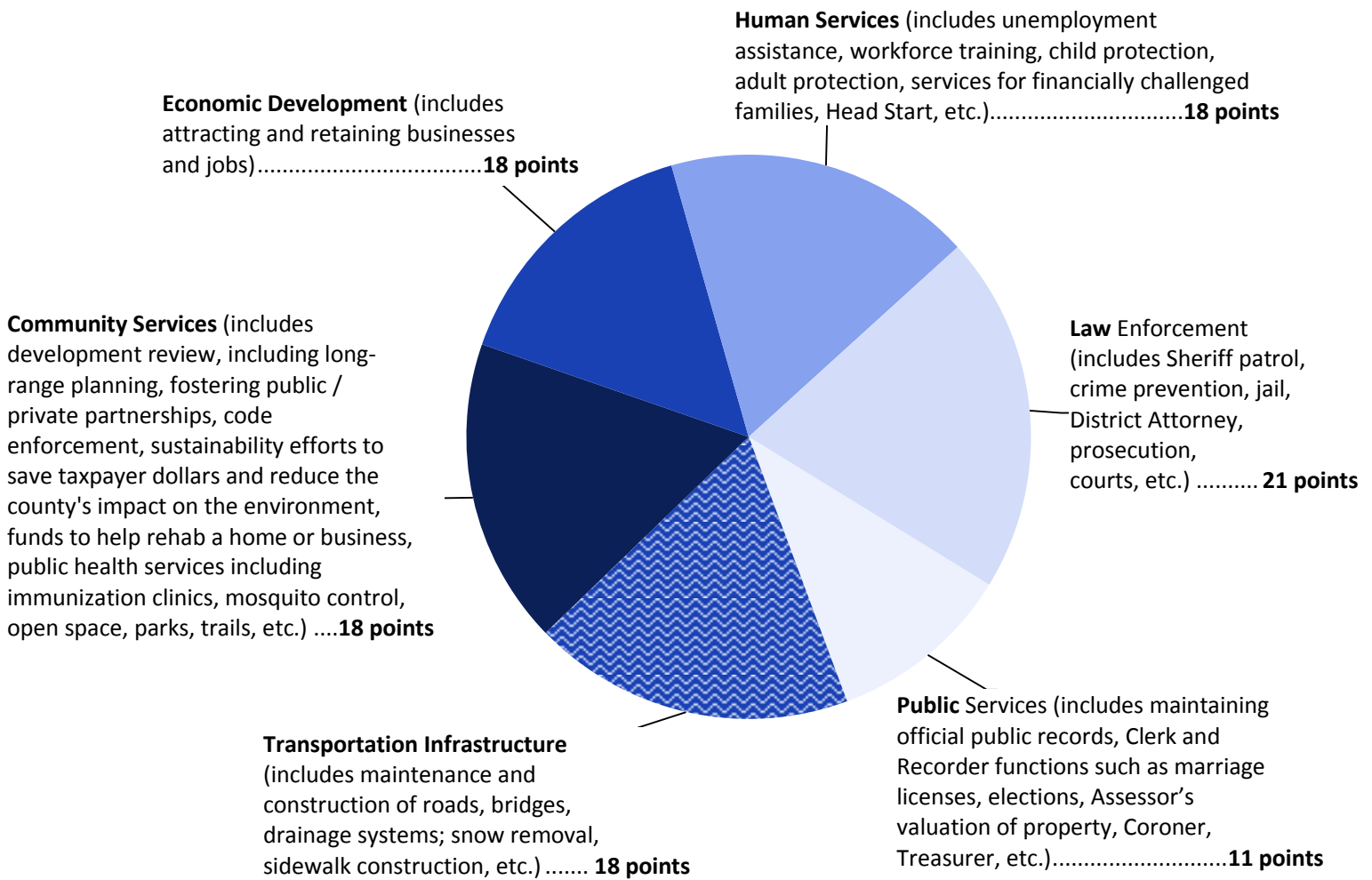


A scenario was presented to survey respondents in which they were given the task of assigning 100 importance points to each of six categories of Adams County services. Respondents could divide points evenly between the categories or allocate all or most of their points to a subset of categories they felt were most important.

On average, the importance points were fairly evenly assigned, ranging from a low of 11 points to public services to a high of 21 points for law enforcement (see Figure 62). After law enforcement, there were three categories that received 18 importance points each: human services, community services and transportation infrastructure.

Figure 62: Average Number of Importance Points Assigned to Each of Six Categories

Pretend for a moment that you are responsible for making decisions about service provisions in Adams County that require difficult trade-offs. Now say you have a total of 100 “importance” points that you can distribute among 6 service categories. Please give each category the number of points you think it deserves based on how important you think this is to the quality of community life in Adams County. The most important category should receive the largest number of points. (You must use all but not more than 100 points. You do not have to give points to every category. In fact, if you would like to assign all of the points to 1, 2 or 3 categories and 0 points to all of the others, you may do so.)*



* Note: to see the full description of each of the six categories, see a copy of the questionnaire in Appendix F: Survey Materials.

Quality of Services Not Provided by Adams County

In addition to rating the services provided by Adams County, survey respondents rated the quality six services that might be provided by entities other than the County, either by municipalities and/or Districts. About 9 in 10 respondents rated fire services as excellent or good and slightly fewer (about 8 in 10) rated park and recreation services, water and sanitation services and library services as excellent or good. Street and drainage maintenance services (63% excellent or good) and public schools (54%) were the least positively rated services among this list of six services.

On average, the services provided by entities other than Adams County were viewed similarly by county residents as those in other communities in the U.S. Water and sanitation services received higher ratings in Adams County than in areas across the nation and Colorado.

Figure 63: Ratings of Services Not Provided by Adams County

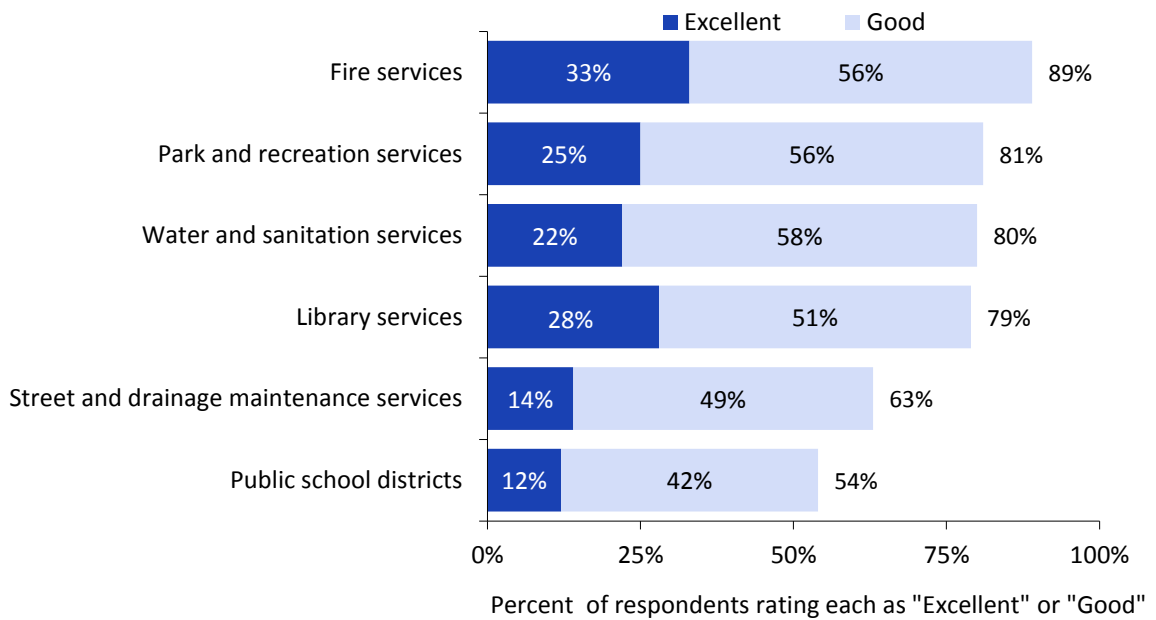


Figure 64: Non-Adams County Services Benchmark Comparisons

Please rate the quality of each of the following services provided by other agencies (i.e., special districts and metro districts), not by Adams County.	National Comparison	Colorado Comparison
Fire services	Similar to the benchmark	Similar to the benchmark
Park and recreation services	Similar to the benchmark	Not available
Water and sanitation services	Similar to the benchmark	Not available
Library services	Below the benchmark	Similar to the benchmark
Street and drainage maintenance services	Much above the benchmark	Much above the benchmark
Public school districts	Much below the benchmark	Below the benchmark

Future Development in Adams County

As the county continues grow, care must be taken to ensure development and growth occur at acceptable and manageable levels and in the desired areas. Three-quarters of respondents indicated that future development should be within already developed communities with available buildings or unused lands while one-fifth of respondents preferred development on open land at the edges of existing cities and towns. Only 4% had a preference for development on rural land (see Figure 65 below).

As for the type of new development density, over half of respondents indicated a preference for housing to be on larger lots and buildings should be spread out, similar to the “typical” suburban neighborhoods and shopping areas (see Figure 66 on the next page). One-third of respondents preferred residential and commercial development to be more dense and close to each other, making it easier to walk from place to place. Few respondents (13%) preferred housing and commercial development on very large lots within rural areas.

When asked who should pay for new development, almost half of respondents (47%) felt that development should pay for itself (see Figure 67 on the next page). While 28% of survey respondents felt that *some* of the cost for development should be paid by general county taxes, only 8% felt that general county tax dollars should fund development. Seventeen percent of respondent indicated they did not know who should pay for new development.

Figure 65: Respondent Preferences for Location of Future Development

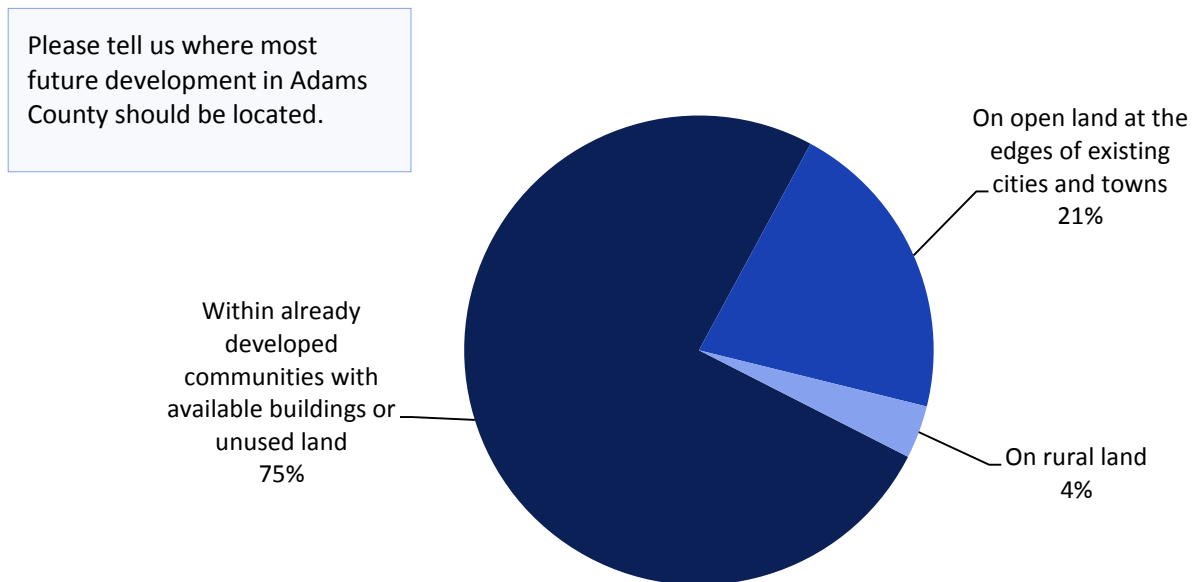


Figure 66: Respondent Preferences for New Development

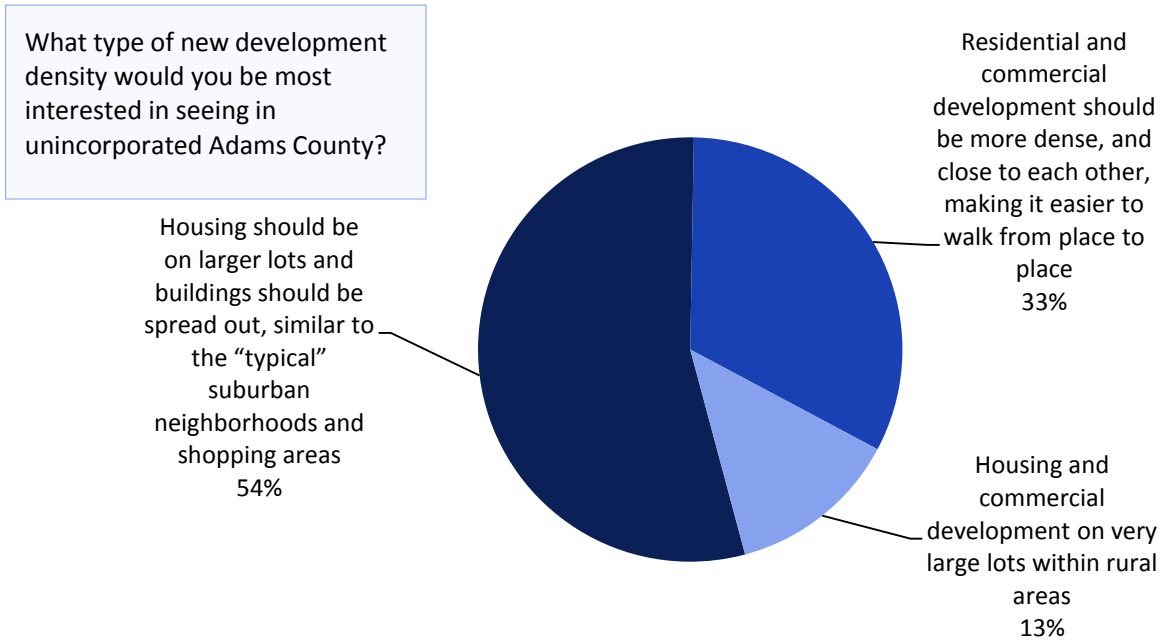
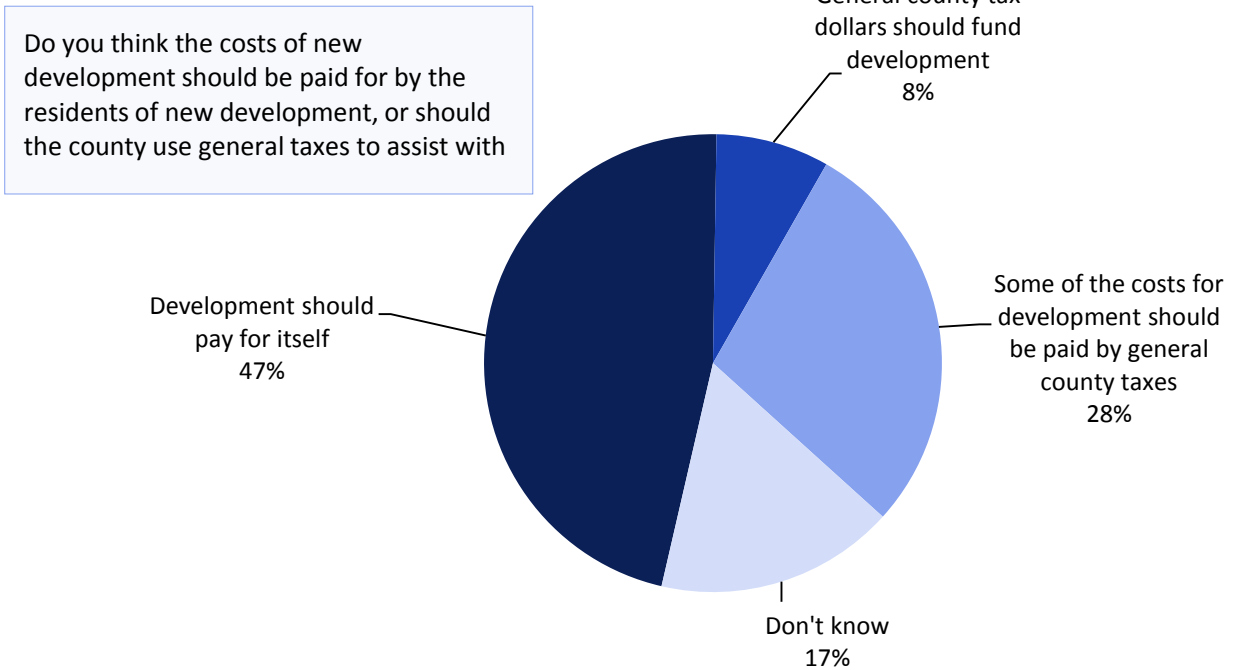


Figure 67: Respondent Preferences for Paying for New Development



Information Sources

About 7 in 10 respondents to the survey felt at least somewhat informed about the job Adams County government is doing; 3% felt very well informed, 15% felt informed and 51% felt somewhat informed (see Figure 68 below). However, one-third of respondents (31%) described themselves as hardly informed at all.

To ascertain possible avenues for disseminating information about Adams County events or issues, respondents rated their likelihood of using 13 varied sources of information ranging from traditional media (such as direct mail and newsletters) to new media (such as blogs and Twitter feeds; see Figure 69). For about 6 in 10 Adams County residents, traditional media sources (i.e., mailings to the home address, community newsletters and local press) were the preferred sources of information. About 4 in 10 respondents were very likely or likely to utilize the County website and word of mouth for information about Adams County events or issues. The least likely sources to be used by respondents included Web blogs and the Adams County Twitter site; about 1 in 10 respondents indicated that they would be likely to use either of these sources.

Figure 68: How Informed Respondents Are About the Job Adams County Government Is Doing

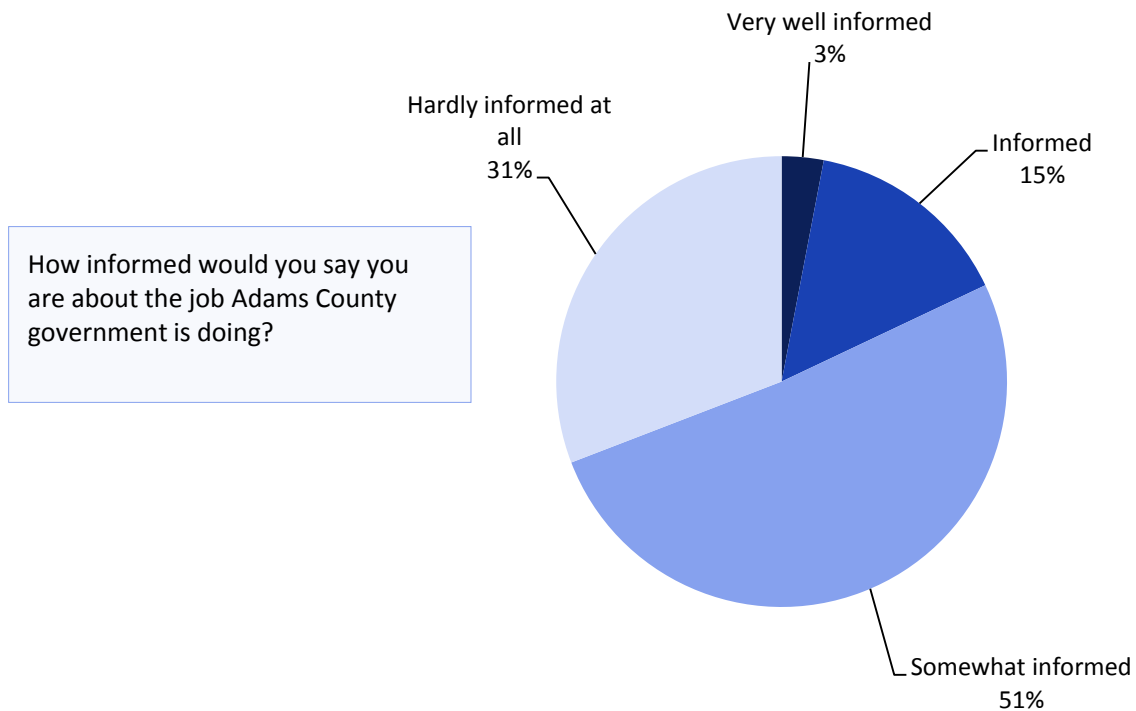
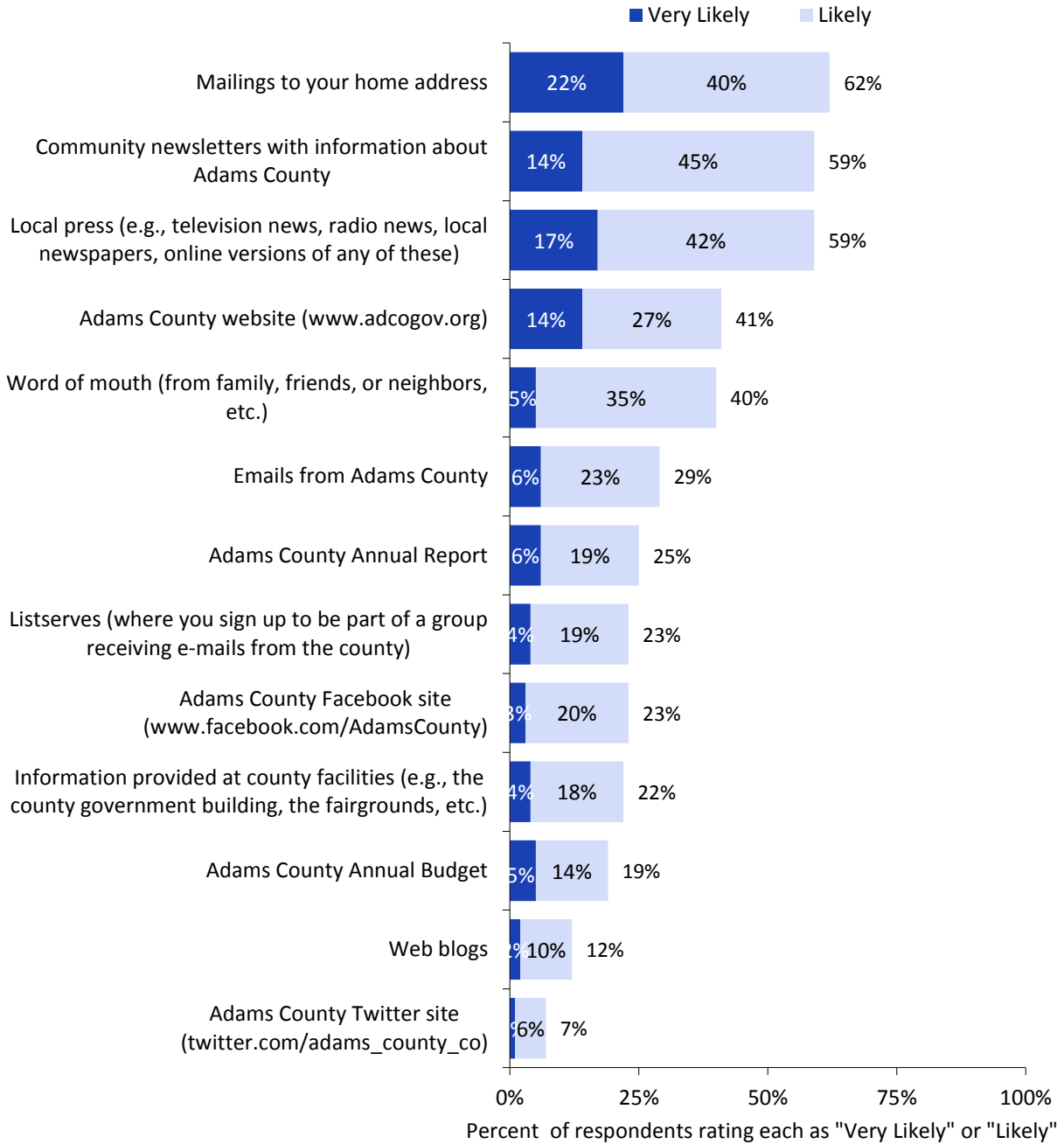


Figure 69: Preferred Sources of Information

Thinking of how you currently get information about events or issues, how likely would you be to obtain information about Adams County like public hearings, community meetings, upcoming programs and events like the fair or rodeo, etc. in the following formats?



Appendix A: Respondent Characteristics

Characteristics of the survey respondents are displayed in the tables and graphs below. (Note: As with the other data presented in this report, characteristics are based on the weighted dataset, adjusted to best represent the demographic profile of Adams County residents. See *Appendix E: Survey Methodology* for more information on the weighting process.)

Figure 70: Presence of Children in Household

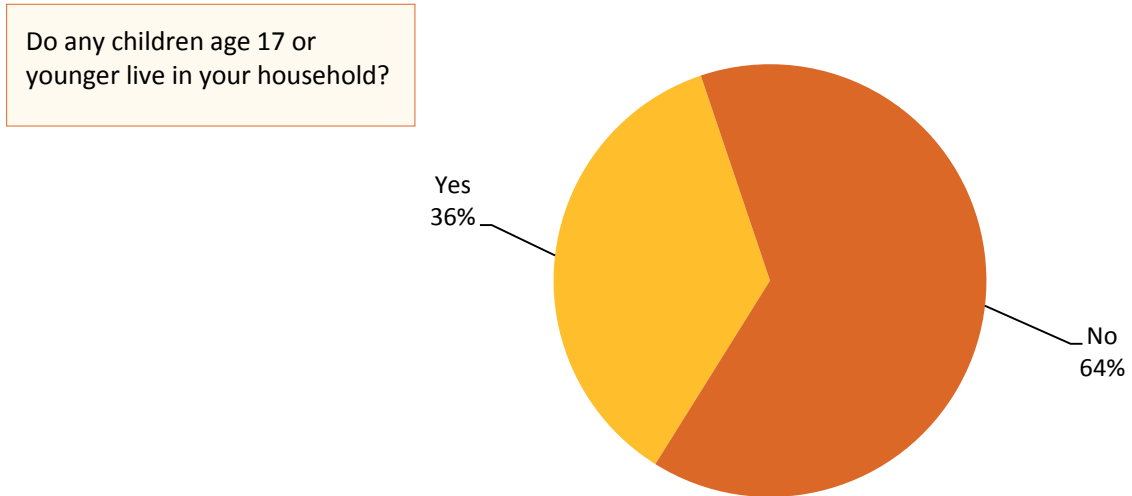


Figure 71: Business Ownership Status

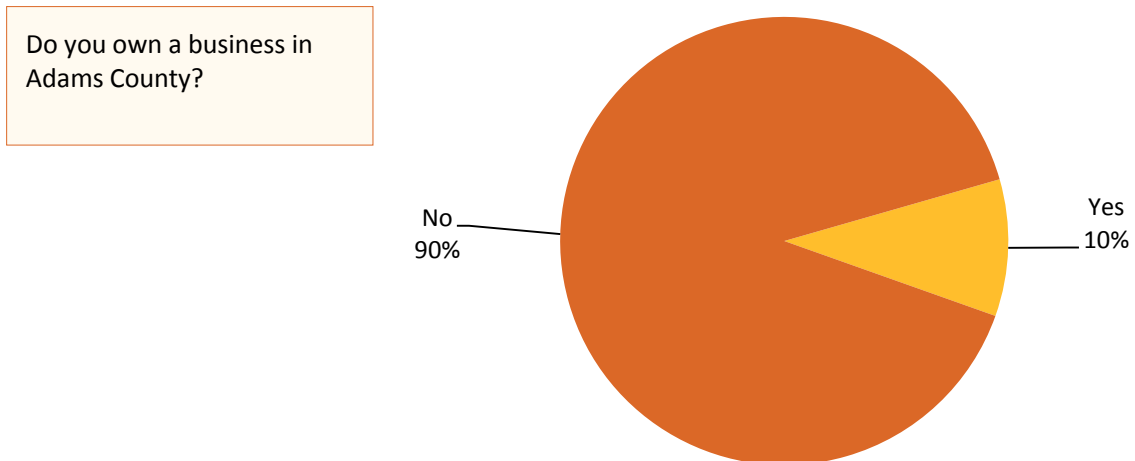


Figure 72: Length of Residency in Adams County

How many years have you lived in Adams County?	Percent of respondents
5 years or less	24%
6 to 10 years	19%
11 to 20 years	21%
More than 20 years	36%
Total	100%
AVERAGE LENGTH OF RESIDENCY	19 years

Figure 73: Location of Respondent's Home

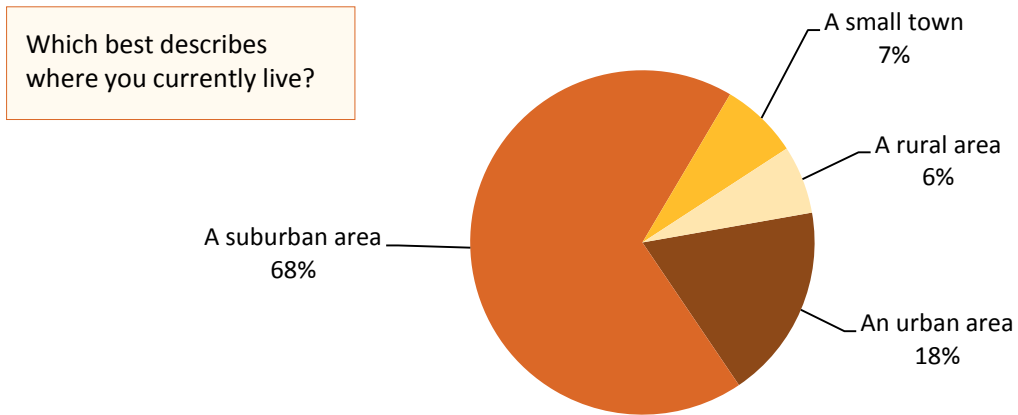


Figure 74: Location of Respondent's Home within the County

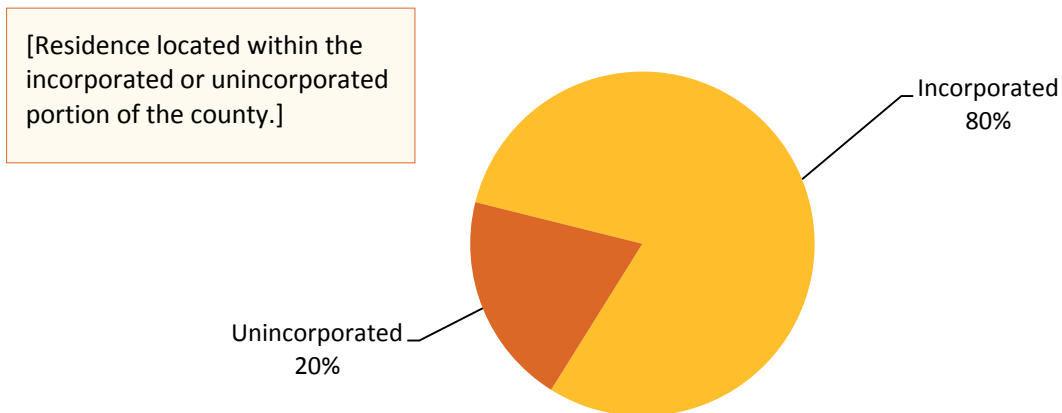


Figure 75: Respondent's Housing Tenure (Rent or Own)

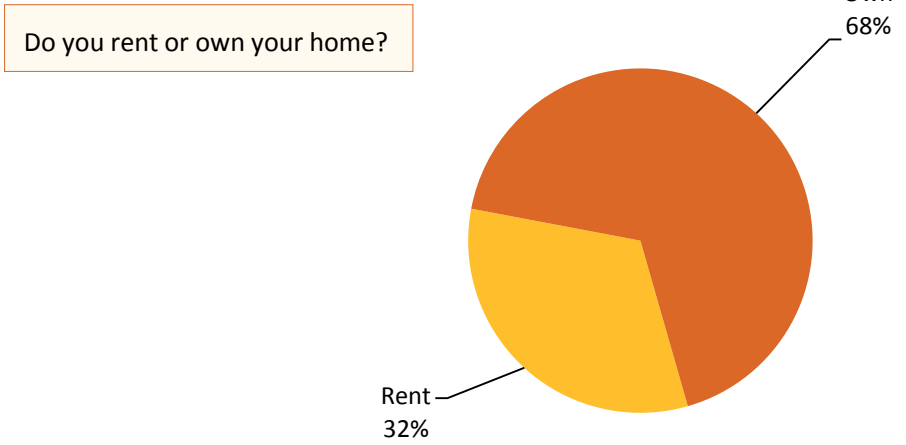


Figure 76: Respondent's Ethnicity

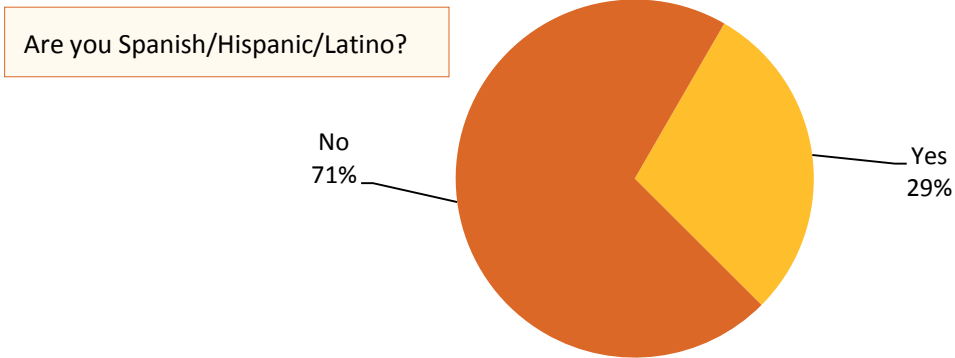


Figure 77: Respondent's Race

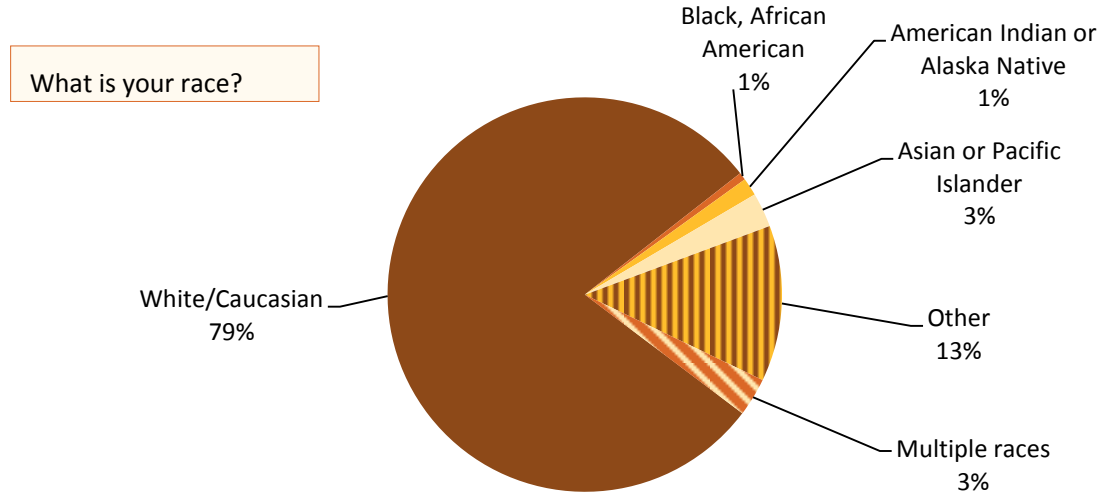


Figure 78: Respondent's Gender

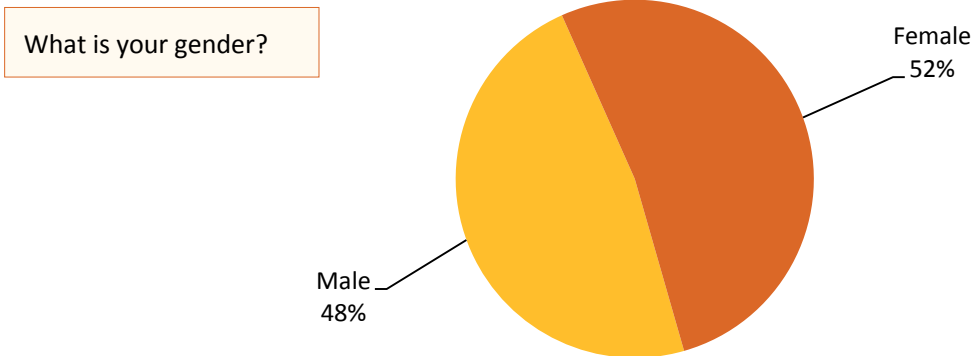


Figure 79: Respondent's Age

In which category is your age?	Percent of respondents
18-24 years	5%
25-34 years	26%
35-44 years	11%
45-54 years	25%
55-64 years	14%
65-74 years	10%
75 years or older	9%
Total	100%

Figure 80: Respondent's Household Income

How much do you anticipate your household's total income before taxes will be for the 2012? (Please include total income from all sources and all persons living in your household.)	Percent of respondents
Less than \$24,999	21%
\$25,000 to \$49,999	21%
\$50,000 to \$99,999	41%
\$100,000 to \$149,999	16%
\$150,000 or more	2%
Total	100%

Figure 81: Respondent's Educational Status

How much education have you completed?	Percent of respondents
0-11 years	4%
High school graduate	25%
Some college, no degree	26%
Associate degree	7%
Bachelor degree	24%
Graduate or professional degree	14%
Total	100%

Appendix B: Responses to Survey Questions

The full set of responses to each survey question is displayed in the tables and graphs below. (Note: As with the other data presented in this report, these responses are based on the weighted dataset, adjusted to best represent the demographic profile of Adams County residents. See *Appendix E: Survey Methodology* for more information on the weighting process.)

For questions that included a “don’t know” option, two sets of tables or figures are presented; one with the “don’t know” responses included, one with the “don’t know” responses *excluded*, to show the proportion of respondents with an opinion giving a response.

Table 1: Question #1 with Don't Know Responses

Please rate each of the following aspects of quality of life in Adams County:	Excellent	Good	Fair	Poor	Don't know	Total
Adams County as a place to live	18%	56%	23%	2%	1%	100%
Your neighborhood as a place to live	24%	40%	25%	10%	1%	100%
Adams County as a place to raise children	15%	43%	24%	8%	10%	100%
Adams County as a place to work	7%	26%	24%	11%	33%	100%
Adams County as a place to start and/or operate a business	7%	15%	18%	12%	49%	100%
Adams County as a place to retire	12%	23%	20%	11%	34%	100%
The overall quality of life in Adams County	13%	53%	25%	7%	2%	100%

Table 2: Question #1 without Don't Know Responses

Please rate each of the following aspects of quality of life in Adams County:	Excellent	Good	Fair	Poor	Total
Adams County as a place to live	18%	56%	24%	2%	100%
Your neighborhood as a place to live	24%	40%	26%	10%	100%
Adams County as a place to raise children	16%	48%	27%	9%	100%
Adams County as a place to work	10%	38%	35%	17%	100%
Adams County as a place to start and/or operate a business	13%	29%	35%	23%	100%
Adams County as a place to retire	19%	34%	30%	17%	100%
The overall quality of life in Adams County	13%	54%	26%	7%	100%

Table 3: Question #2

What do you like best about living in Adams County?	Percent of respondents who wrote a response*
Location, convince, access (to mountains, to shopping, to Denver, etc.)	31%
Small town feel, mix of rural and urban living	12%
Lower cost of living, affordability, lower housing costs	9%
Open space, parks and trails	7%
People, family, friends, neighborhood	6%
Safety, low crime, safety services	5%
Environment, climate, clean, appearance	4%
Amenities, events, services	4%
Quiet	2%
Native, grew up in Adams County	2%
Lower tax rates	2%
Everything	1%
Nothing	1%
Don't know/Just moved in	2%
Other	11%
Total	100%

** Note: This is of the respondents who wrote in an answer to the question; about 40% of respondents had done so. A complete list of responses in the respondent's own words can be found in Appendix D: Verbatim Responses to Open-ended Questions.*

Table 4: Question #3 with Don't Know Responses

Please rate each of the following characteristics as they relate to Adams County as a whole:	Excellent	Good	Fair	Poor	Don't know	Total
Sense of personal safety	14%	51%	23%	11%	1%	100%
Emergency response times (fire, ambulance, sheriff, etc.)	20%	37%	11%	2%	29%	100%
Sense of community	9%	37%	39%	13%	3%	100%
Openness and acceptance of the community toward people of diverse backgrounds	11%	47%	24%	8%	10%	100%
Overall appearance of Adams County	7%	44%	35%	13%	1%	100%
Overall quality of new development in unincorporated Adams County	5%	29%	22%	12%	31%	100%
Variety of housing options	8%	45%	27%	9%	11%	100%
Overall quality of business and service establishments in Adams County	9%	47%	35%	5%	4%	100%
Shopping opportunities	15%	45%	25%	14%	1%	100%
Opportunities to attend cultural activities	7%	28%	37%	14%	14%	100%
Recreational opportunities	12%	50%	28%	8%	3%	100%
Opportunities to participate in outdoor recreation or enjoy nature	12%	48%	24%	9%	7%	100%
Employment opportunities	3%	20%	24%	22%	30%	100%
Educational opportunities	6%	29%	31%	16%	19%	100%
Opportunities to participate in community matters	8%	35%	28%	12%	17%	100%
Ease of car travel in Adams County	11%	49%	29%	9%	2%	100%
Ease of bus travel in Adams County	7%	23%	17%	17%	36%	100%
Availability of paths and walking trails	15%	49%	26%	5%	5%	100%
Traffic flow on major streets	6%	37%	37%	20%	1%	100%
Availability of affordable quality housing	9%	33%	31%	10%	17%	100%
Availability of affordable quality child care	3%	14%	18%	6%	59%	100%
Availability of affordable quality health care	7%	29%	29%	12%	24%	100%
Availability of recycling services	14%	31%	20%	26%	9%	100%
Drinking water quality	18%	44%	23%	11%	3%	100%
Overall image or reputation of Adams County	8%	46%	33%	11%	2%	100%

Table 5: Question #3 without Don't Know Responses

Please rate each of the following characteristics as they relate to Adams County as a whole:	Excellent	Good	Fair	Poor	Total
Sense of personal safety	14%	52%	23%	11%	100%
Emergency response times (fire, ambulance, sheriff, etc.)	29%	52%	16%	3%	100%
Sense of community	9%	38%	40%	13%	100%
Openness and acceptance of the community toward people of diverse backgrounds	12%	52%	27%	9%	100%
Overall appearance of Adams County	7%	44%	35%	13%	100%
Overall quality of new development in unincorporated Adams County	7%	43%	32%	18%	100%
Variety of housing options	9%	50%	31%	10%	100%
Overall quality of business and service establishments in Adams County	9%	49%	37%	6%	100%
Shopping opportunities	15%	46%	25%	14%	100%
Opportunities to attend cultural activities	8%	33%	43%	16%	100%
Recreational opportunities	12%	51%	29%	8%	100%
Opportunities to participate in outdoor recreation or enjoy nature	13%	51%	26%	9%	100%
Employment opportunities	5%	28%	35%	32%	100%
Educational opportunities	7%	35%	38%	19%	100%
Opportunities to participate in community matters	9%	42%	34%	15%	100%
Ease of car travel in Adams County	11%	50%	30%	9%	100%
Ease of bus travel in Adams County	11%	36%	27%	26%	100%
Availability of paths and walking trails	16%	51%	27%	6%	100%
Traffic flow on major streets	6%	37%	37%	20%	100%
Availability of affordable quality housing	11%	40%	37%	13%	100%
Availability of affordable quality child care	7%	34%	44%	16%	100%
Availability of affordable quality health care	9%	38%	38%	16%	100%
Availability of recycling services	15%	34%	22%	29%	100%
Drinking water quality	19%	46%	24%	11%	100%
Overall image or reputation of Adams County	8%	47%	34%	11%	100%

Table 6: Question #4

How prepared are you and your household for a disaster or emergency (e.g., flood, tornado, blizzard, etc.)?	Percent of respondents
Very prepared	6%
Somewhat prepared	43%
A little bit prepared	35%
Not at all prepared	16%
Total	100%

Table 7: Question #5 with Don't Know Responses

To what degree, if at all, are each of the following a problem in Adams County?	Not a problem	Minor problem	Moderate problem	Major problem	Don't know	Total
Run down buildings, weed lots or junk vehicles	16%	31%	32%	16%	6%	100%
Graffiti	17%	33%	34%	12%	4%	100%
Violent crime (e.g., sexual assault, robbery)	13%	23%	30%	10%	24%	100%
Property crimes (e.g., burglary, theft)	11%	25%	35%	13%	16%	100%
Environmental hazards, including toxic waste	20%	21%	12%	10%	37%	100%
Weeds and other noxious or invasive plants in open lands	13%	25%	23%	19%	21%	100%
Child abuse and neglect	11%	13%	10%	11%	55%	100%
Neglect, exploitation or mistreatment of at-risk adults	12%	12%	13%	6%	57%	100%

Table 8: Question #5 without Don't Know Responses

To what degree, if at all, are each of the following a problem in Adams County?	Not a problem	Minor problem	Moderate problem	Major problem	Total
Run down buildings, weed lots or junk vehicles	17%	33%	34%	17%	100%
Graffiti	18%	34%	35%	12%	100%
Violent crime (e.g., sexual assault, robbery)	17%	31%	39%	13%	100%
Property crimes (e.g., burglary, theft)	13%	30%	42%	15%	100%
Environmental hazards, including toxic waste	31%	33%	20%	15%	100%
Weeds and other noxious or invasive plants in open lands	16%	32%	29%	24%	100%
Child abuse and neglect	24%	29%	22%	24%	100%
Neglect, exploitation or mistreatment of at-risk adults	28%	27%	30%	14%	100%

Table 9: Question #6 with Don't Know Responses

How well is Adams County retaining existing businesses and attracting new businesses?	Percent of respondents
Excellent	1%
Good	19%
Fair	22%
Poor	13%
Don't Know	43%
It is not the job of Adams County to retain and attract businesses	2%
Total	100%

Table 10: Question #6 without Don't Know Responses

How well is Adams County retaining existing businesses and attracting new businesses?	Percent of respondents
Excellent	2%
Good	33%
Fair	39%
Poor	22%
It is not the job of Adams County to retain and attract businesses	4%
Total	100%

Table 11: Question #7

What kinds of jobs would you like to see remain or grow in Adams County? (Select all that apply.)	Percent of respondents*
Arts, education and recreation	50%
Construction	42%
Education	60%
Financial services and banking	25%
Government	21%
Other	7%
Healthcare	65%
Leisure and hospitality	33%
Information technology	40%
Manufacturing	41%
Media	18%
Professional and business services	46%
Real estate	26%
Retail	52%
Transportation	41%
Utilities	26%

* Note: Percents add to more than 100% as respondents could choose more than one job type.

Table 12: Question #8

Please tell us where most future development in Adams County should be located. (Please check only one.)	Percent of respondents
Within already developed communities with available buildings or unused land	75%
On open land at the edges of existing cities and towns	21%
On rural land	4%
Total	100%

Table 13: Question #9

What type of new development density would you be most interested in seeing in unincorporated Adams County?	Percent of respondents
Housing should be on larger lots and buildings should be spread out, similar to the “typical” suburban neighborhoods and shopping areas	54%
Residential and commercial development should be more dense, and close to each other, making it easier to walk from place to place	33%
Housing and commercial development on very large lots within rural areas	13%
Total	100%

Table 14: Question #10 with Don't Know Responses

Do you think the costs of new development should be paid for by the residents of new development, or should the county use general taxes to assist with the development?	Percent of respondents
Development should pay for itself	47%
General county tax dollars should fund development	8%
Some of the costs for development should be paid by general county taxes	28%
Don't know	17%
Total	100%

Table 15: Question #10 without Don't Know Responses

Do you think the costs of new development should be paid for by the residents of new development, or should the county use general taxes to assist with the development?	Percent of respondents
Development should pay for itself	56%
General county tax dollars should fund development	10%
Some of the costs for development should be paid by general county taxes	34%
Total	100%

Table 16: Question #11 with Don't Know Responses

Please rate the quality of each of the following services provided by other agencies (i.e., special districts and metro districts), not by Adams County.	Excellent	Good	Fair	Poor	Don't know or Not applicable	Total
Public school districts	8%	29%	22%	10%	31%	100%
Fire services	23%	39%	7%	1%	31%	100%
Water and sanitation services	18%	48%	14%	2%	17%	100%
Street and drainage maintenance services	12%	41%	23%	9%	15%	100%
Library services	23%	42%	12%	6%	17%	100%
Park and recreation services	22%	50%	15%	2%	11%	100%

Table 17: Question #11 without Don't Know Responses

Please rate the quality of each of the following services provided by other agencies (i.e., special districts and metro districts), not by Adams County.	Excellent	Good	Fair	Poor	Total
Public school districts	12%	42%	32%	15%	100%
Fire services	33%	56%	10%	1%	100%
Water and sanitation services	22%	58%	17%	3%	100%
Street and drainage maintenance services	14%	49%	27%	10%	100%
Library services	28%	51%	14%	7%	100%
Park and recreation services	25%	56%	17%	2%	100%

Table 18: Question #12 with Don't Know Responses

Please rate the quality of each of the following services provided by Adams County:	Excellent	Good	Fair	Poor	Don't know or Not applicable	Total
Adams County open space, parks and trails system	16%	56%	19%	3%	7%	100%
Animal Shelter / Adoption Center	6%	29%	20%	3%	42%	100%
Building permits and inspections	2%	20%	17%	4%	56%	100%
Collection of property taxes	8%	30%	25%	5%	32%	100%
Community development (build the capacity of citizen groups and community organizations so they may enhance the economic, social, environmental and cultural well-being of our communities)	2%	17%	26%	10%	45%	100%
County courts	4%	32%	25%	6%	33%	100%
Development standards and regulations (sets standards and regulations for the unincorporated areas of the county to guide development to protect and promote the public health, safety, and general welfare of the county)	2%	22%	23%	6%	47%	100%
Drainage and storm sewer infrastructure (adequate to handle storm events and prevent flooding) in unincorporated Adams County	2%	36%	29%	9%	24%	100%
Economic development (identify and encourage investments by businesses, creating new jobs)	1%	17%	31%	16%	35%	100%
Elections and voter registrations	10%	38%	27%	6%	19%	100%
Emergency management (coordinates the efforts in coping with emergencies, disasters and terrorist threats by preparing, responding, recovering and mitigating incidents)	3%	19%	18%	5%	54%	100%
Employment assistance programs through the Workforce & Business Center	2%	16%	17%	12%	53%	100%
Enforcement of county codes, ordinances and regulations (building codes, zoning and development regulations, Blight Ordinance enforcement for the removal of junk and weeds, graffiti removal)	3%	24%	30%	18%	25%	100%
Housing assistance services (emergency housing, rental assistance, down payment assistance for first-time home buyers, etc.)	3%	12%	15%	9%	61%	100%
Long range planning (administers and updates the Comprehensive Long Range Plan, coordinates with both local and regional stakeholders in planning for the current and future needs of the county)	2%	14%	20%	6%	58%	100%
Motor vehicle registration	8%	42%	27%	15%	8%	100%
Online (internet) property lookup	4%	24%	19%	4%	49%	100%

Please rate the quality of each of the following services provided by Adams County:	Excellent	Good	Fair	Poor	Don't know or Not applicable	Total
Public records and documents searches	3%	22%	17%	3%	55%	100%
Roadway maintenance of paved and graveled roads in unincorporated Adams County	3%	23%	34%	18%	21%	100%
Services provided to financially challenged families, programs like Temporary Assistance to Needy Families (TANF), Military Assistance Program, Food Assistance (SNAP/Food Stamps), etc.	5%	11%	16%	8%	60%	100%
Services provided to protect children suspected of being abused or neglected	2%	12%	16%	6%	64%	100%
Services provided to vulnerable adults suspected of being abused or neglected	2%	10%	13%	3%	72%	100%
Sheriff services	5%	29%	22%	5%	39%	100%
Snow and ice removal in unincorporated Adams County	7%	22%	32%	15%	24%	100%
Traffic control (street lights, signs, etc.) in unincorporated Adams County	6%	33%	31%	8%	23%	100%

Table 19: Question #12 without Don't Know Responses

Please rate the quality of each of the following services provided by Adams County:	Excellent	Good	Fair	Poor	Total
Adams County open space, parks and trails system	17%	60%	21%	3%	100%
Animal Shelter / Adoption Center	10%	51%	35%	5%	100%
Building permits and inspections	6%	45%	39%	10%	100%
Collection of property taxes	11%	44%	37%	7%	100%
Community development (build the capacity of citizen groups and community organizations so they may enhance the economic, social, environmental and cultural well-being of our communities)	4%	30%	47%	19%	100%
County courts	5%	48%	38%	9%	100%
Development standards and regulations (sets standards and regulations for the unincorporated areas of the county to guide development to protect and promote the public health, safety, and general welfare of the county)	4%	42%	43%	11%	100%
Drainage and storm sewer infrastructure (adequate to handle storm events and prevent flooding) in unincorporated Adams County	3%	47%	38%	12%	100%
Economic development (identify and encourage investments by businesses, creating new jobs)	2%	27%	47%	25%	100%
Elections and voter registrations	13%	47%	33%	7%	100%
Emergency management (coordinates the efforts in coping with emergencies, disasters and terrorist threats by preparing, responding, recovering and mitigating incidents)	8%	43%	40%	10%	100%
Employment assistance programs through the Workforce & Business Center	5%	33%	36%	26%	100%
Enforcement of county codes, ordinances and regulations (building codes, zoning and development regulations, Blight Ordinance enforcement for the removal of junk and weeds, graffiti removal)	4%	32%	39%	25%	100%
Housing assistance services (emergency housing, rental assistance, down payment assistance for first-time home buyers, etc.)	7%	31%	39%	23%	100%
Long range planning (administers and updates the Comprehensive Long Range Plan, coordinates with both local and regional stakeholders in planning for the current and future needs of the county)	6%	34%	47%	13%	100%
Motor vehicle registration	8%	46%	30%	16%	100%
Online (internet) property lookup	8%	47%	37%	8%	100%

Please rate the quality of each of the following services provided by Adams County:	Excellent	Good	Fair	Poor	Total
Public records and documents searches	7%	48%	39%	6%	100%
Roadway maintenance of paved and graveled roads in unincorporated Adams County	4%	29%	43%	23%	100%
Services provided to financially challenged families, programs like Temporary Assistance to Needy Families (TANF), Military Assistance Program, Food Assistance (SNAP/Food Stamps), etc.	11%	28%	40%	21%	100%
Services provided to protect children suspected of being abused or neglected	5%	33%	46%	17%	100%
Services provided to vulnerable adults suspected of being abused or neglected	6%	36%	46%	12%	100%
Sheriff services	8%	48%	36%	8%	100%
Snow and ice removal in unincorporated Adams County	9%	29%	42%	20%	100%
Traffic control (street lights, signs, etc.) in unincorporated Adams County	7%	43%	40%	10%	100%

Table 20: Question #13

Looking at the services in Question 12, which FIVE (5) services do you think are MOST important for maintaining and improving the quality of life in Adams County?	Percent of respondents*
Adams County open space, parks and trails system	36%
Animal Shelter / Adoption Center	13%
Building permits and inspections	7%
Collection of property taxes	8%
Community development (build the capacity of citizen groups and community organizations so they may enhance the economic, social, environmental and cultural well-being of our communities)	18%
County courts	15%
Development standards and regulations (sets standards and regulations for the unincorporated areas of the county to guide development to protect and promote the public health, safety, and general welfare of the county)	18%
Drainage and storm sewer infrastructure (adequate to handle storm events and prevent flooding) in unincorporated Adams County	20%
Economic development (identify and encourage investments by businesses, creating new jobs)	31%
Elections and voter registrations	7%
Emergency management (coordinates the efforts in coping with emergencies, disasters and terrorist threats by preparing, responding, recovering and mitigating incidents)	32%
Employment assistance programs through the Workforce & Business Center	14%
Enforcement of county codes, ordinances and regulations (building codes, zoning and development regulations, Blight Ordinance enforcement for the removal of junk and weeds, graffiti removal)	31%
Housing assistance services (emergency housing, rental assistance, down payment assistance for first-time home buyers, etc.)	20%
Long range planning (administers and updates the Comprehensive Long Range Plan, coordinates with both local and regional stakeholders in planning for the current and future needs of the county)	28%
Motor vehicle registration	11%
Online (internet) property lookup	2%
Public records and documents searches	5%
Roadway maintenance of paved and graveled roads in unincorporated Adams County	45%
Services provided to financially challenged families, programs like Temporary Assistance to Needy Families (TANF), Military Assistance Program, Food Assistance (SNAP/Food Stamps), etc.	17%
Services provided to protect children suspected of being abused or neglected	25%
Services provided to vulnerable adults suspected of being abused or neglected	13%
Sheriff services	28%
Snow and ice removal in unincorporated Adams County	26%
Traffic control (street lights, signs, etc.) in unincorporated Adams County	16%

Note: Percents add to more than 100% as respondents could choose up to five services.

Table 21: Question #14 without Don't Know Responses

Looking at the services in Question 12, which FIVE (5) services do you think are LEAST important for maintaining and improving the quality of life in Adams County?	Percent of respondents*
Adams County open space, parks and trails system	16%
Animal Shelter / Adoption Center	24%
Building permits and inspections	23%
Collection of property taxes	19%
Community development (build the capacity of citizen groups and community organizations so they may enhance the economic, social, environmental and cultural well-being of our communities)	16%
County courts	10%
Development standards and regulations (sets standards and regulations for the unincorporated areas of the county to guide development to protect and promote the public health, safety, and general welfare of the county)	19%
Drainage and storm sewer infrastructure (adequate to handle storm events and prevent flooding) in unincorporated Adams County	5%
Economic development (identify and encourage investments by businesses, creating new jobs)	22%
Elections and voter registrations	28%
Emergency management (coordinates the efforts in coping with emergencies, disasters and terrorist threats by preparing, responding, recovering and mitigating incidents)	6%
Employment assistance programs through the Workforce & Business Center	9%
Enforcement of county codes, ordinances and regulations (building codes, zoning and development regulations, Blight Ordinance enforcement for the removal of junk and weeds, graffiti removal)	10%
Housing assistance services (emergency housing, rental assistance, down payment assistance for first-time home buyers, etc.)	19%
Long range planning (administers and updates the Comprehensive Long Range Plan, coordinates with both local and regional stakeholders in planning for the current and future needs of the county)	20%
Motor vehicle registration	19%
Online (internet) property lookup	51%
Public records and documents searches	49%
Roadway maintenance of paved and graveled roads in unincorporated Adams County	5%
Services provided to financially challenged families, programs like Temporary Assistance to Needy Families (TANF), Military Assistance Program, Food Assistance (SNAP/Food Stamps), etc.	15%
Services provided to protect children suspected of being abused or neglected	3%
Services provided to vulnerable adults suspected of being abused or neglected	9%
Sheriff services	6%
Snow and ice removal in unincorporated Adams County	11%
Traffic control (street lights, signs, etc.) in unincorporated Adams County	12%

Note: Percents add to more than 100% as respondents could choose up to five services.

Table 22: Question #15 with Don't Know Responses

Overall, how would you rate the quality of the services provided by Adams County?	Percent of respondents
Excellent	7%
Good	48%
Fair	35%
Poor	5%
Don't know	4%
Total	100%

Table 23: Question #15 without Don't Know Responses

Overall, how would you rate the quality of the services provided by Adams County?	Percent of respondents
Excellent	7%
Good	51%
Fair	37%
Poor	5%
Total	100%

Table 24: Question #16 with Don't Know Responses

How would you rate the value of services you receive from Adams County for the taxes paid?	Percent of respondents
Excellent	3%
Good	35%
Fair	36%
Poor	14%
Don't know	12%
Total	100%

Table 25: Question #16 without Don't Know Responses

How would you rate the value of services you receive from Adams County for the taxes paid?	Percent of respondents
Excellent	4%
Good	39%
Fair	41%
Poor	15%
Total	100%

Table 26: Question #17 with Don't Know Responses

How informed would you say you are about the job Adams County government is doing?	Percent of respondents
Very well informed	3%
Informed	13%
Somewhat informed	45%
Hardly informed at all	27%
Don't know	12%
Total	100%

Table 27: Question #17 without Don't Know Responses

How informed would you say you are about the job Adams County government is doing?	Percent of respondents
Very well informed	3%
Informed	15%
Somewhat informed	51%
Hardly informed at all	31%
Total	100%

Table 28: Question #18 with Don't Know Responses

How much of the time do you think you can trust Adams County government to do what is right?	Percent of respondents
Always	3%
Most of the time	41%
Only some of the time	44%
Almost never	6%
Never	6%
Total	100%

Table 29: Question #18 without Don't Know Responses

How much of the time do you think you can trust Adams County government to do what is right?	Percent of respondents
Always	3%
Most of the time	44%
Only some of the time	47%
Almost never	6%
Total	100%

Table 30: Question #19 with Don't Know Responses

Overall, how would you rate the overall direction that Adams County is taking?	Percent of respondents
Excellent	6%
Good	36%
Fair	37%
Poor	7%
Don't know	14%
Total	100%

Table 31: Question #19 without Don't Know Responses

Overall, how would you rate the overall direction that Adams County is taking?	Percent of respondents
Excellent	7%
Good	42%
Fair	43%
Poor	9%
Total	100%

Table 32: Question #20

Have you had any in-person, phone or email contact with an Adams County employee, regardless of department or office, within the last 12 months (including sheriff, receptionists, planners, engineers or any others)?	Percent of respondents
No	62%
Yes	38%
Total	100%

Table 33: Question #21 with Don't Know Responses

What was your impression of the Adams County employee in your most recent contact? (Rate each characteristic below.)	Excellent	Good	Fair	Poor	Don't know	Total
Knowledge	32%	39%	12%	6%	11%	100%
Responsiveness	24%	41%	12%	12%	11%	100%
Respectfulness	36%	35%	7%	11%	10%	100%
Courtesy	28%	42%	8%	11%	10%	100%
Overall impression	31%	38%	10%	10%	10%	100%

Table 34: Question #21 without Don't Know Responses

What was your impression of the Adams County employee in your most recent contact? (Rate each characteristic below.)	Excellent	Good	Fair	Poor	Total
Knowledge	36%	44%	14%	7%	100%
Responsiveness	27%	46%	13%	14%	100%
Respectfulness	41%	39%	8%	12%	100%
Courtesy	32%	47%	9%	13%	100%
Overall impression	35%	42%	11%	11%	100%

Table 35: Question #22

<p>Pretend for a moment that you are responsible for making decisions about service provisions in Adams County that require difficult trade-offs. Now say you have a total of 100 “importance” points that you can distribute among 6 service categories. Please give each category the number of points you think it deserves based on how important you think this is to the quality of community life in Adams County. The most important category should receive the largest number of points. (You must use all but not more than 100 points. You do not have to give points to every category. In fact, if you would like to assign all of the points to 1, 2 or 3 categories and 0 points to all of the others, you may do so).</p>	<p>Average number of points</p>
<p>Community Services (includes development review, including long-range planning, fostering public / private partnerships, code enforcement, sustainability efforts to save taxpayer dollars and reduce the county’s impact on the environment, funds to help rehab a home or business, public health services including immunization clinics, mosquito control, open space, parks, trails, etc.)</p>	<p>18</p>
<p>Economic Development (includes attracting and retaining businesses and jobs)</p>	<p>15</p>
<p>Human Services (includes unemployment assistance, workforce training, child protection, adult protection, services for financially challenged families, Head Start, etc.)</p>	<p>18</p>
<p>Law Enforcement (includes Sheriff patrol, crime prevention, jail, District Attorney, prosecution, courts, etc.)</p>	<p>21</p>
<p>Public Services (includes maintaining official public records, Clerk and Recorder functions such as marriage licenses, elections, Assessor s valuation of property, Coroner, Treasurer, etc.)</p>	<p>11</p>
<p>Transportation Infrastructure (includes maintenance and construction of roads, bridges, drainage systems; snow removal, sidewalk construction, etc.)</p>	<p>18</p>

Table 36: Question #23 with Don't Know Responses

Please rate how well Adams County is currently doing in each of the following areas:	Excellent	Good	Fair	Poor	Don't know	Total
Welcoming resident involvement	4%	23%	28%	15%	30%	100%
Being responsive to residents	5%	25%	24%	11%	35%	100%
Generally acting in the best interest of the community	5%	34%	28%	13%	21%	100%
Informing residents about issues facing the community	5%	27%	30%	23%	15%	100%
Accessibility of elected officials	3%	15%	24%	20%	38%	100%
Being open and transparent to the public	2%	21%	28%	21%	27%	100%
Giving residents a chance to express their views before making decisions	5%	19%	23%	17%	37%	100%
Being honest	6%	17%	20%	21%	35%	100%
Treating residents with fairness and respect	7%	26%	23%	12%	31%	100%

Table 37: Question #23 without Don't Know Responses

Please rate how well Adams County is currently doing in each of the following areas:	Excellent	Good	Fair	Poor	Total
Welcoming resident involvement	5%	33%	40%	21%	100%
Being responsive to residents	8%	38%	37%	17%	100%
Generally acting in the best interest of the community	6%	43%	35%	16%	100%
Informing residents about issues facing the community	6%	31%	36%	27%	100%
Accessibility of elected officials	5%	24%	39%	32%	100%
Being open and transparent to the public	3%	28%	39%	30%	100%
Giving residents a chance to express their views before making decisions	7%	31%	36%	26%	100%
Being honest	10%	27%	30%	33%	100%
Treating residents with fairness and respect	10%	38%	34%	18%	100%

Table 38: Question #24

How familiar are you with the Open Adams reform measures that Adams County is undertaking?	Percent of respondents
Very familiar	2%
Somewhat familiar	11%
A little bit familiar	20%
Not at all familiar	67%
Total	100%

Table 39: Question #25 with Don't Know Responses

In general, how well do you think Adams County is doing on implementing the reform measures?	Percent of respondents
Excellent	2%
Good	10%
Fair	14%
Poor	3%
Don't know	71%
Total	100%

Table 40: Question #25 without Don't Know Responses

In general, how well do you think Adams County is doing on implementing the reform measures?	Percent of respondents
Excellent	8%
Good	33%
Fair	47%
Poor	12%
Total	100%

Table 41: Question #27

Were you looking for work at any time during the last 2 years?	Percent of respondents
No	73%
Yes	27%
Total	100%

Table 42: Question #28

Did you use any of the job seeker services at the Adams County Workforce & Business Center?	Percent of respondents*
No	48%
Yes	52%
Total	100%

* Note: Question only asked of those who had been looking for work during the last 2 years.

Table 43: Question #28a

Why not?	Percent of respondents*
Didn't know about them	63%
Didn't think they would help me	23%
Too difficult to access	8%
Other	12%

* Note: Percents add to more than 100% as respondents could choose more than one reason. Question only asked of those who had been looking for work during the last 2 years and who had not used job seeker services at the Adams County Workforce & Business Center.

Table 44: Question #28b

How would you rate the quality of the services provided?	Percent of respondents*
Excellent	40%
Good	32%
Fair	6%
Poor	22%
Total	100%

*Note: Only asked of those who had been looking for work during the last 2 years and who had used job seeker services at the Adams County Workforce & Business Center.

Table 45: Question #30

How many years have you lived in Adams County?	Percent of respondents
5 years or less	24%
6 to 10 years	19%
11 to 20 years	21%
more than 20 years	36%
Total	100%
Average Length of Residency in Adams County	19 years

Table 46: Question #31

Which best describes where you currently live?	Percent of respondents
An urban area	18%
A suburban area	68%
A small town	7%
A rural area	6%
Total	100%

Table 47: Question #32

Do you rent or own your home?	Percent of respondents
Rent	32%
Own	68%
Total	100%

Table 48: Question #33

Do any children age 17 or younger live in your household?	Percent of respondents
Yes	36%
No	64%
Total	100%

Table 49: Question #34

Do you own a business in Adams County?	Percent of respondents
Yes	10%
No	90%
Total	100%

Table 50: Question #35

How much do you anticipate your household's total income before taxes will be for the 2012? (Please include total income from all sources and all persons living in your household.)	Percent of respondents
Less than \$24,999	21%
\$25,000 to \$49,999	21%
\$50,000 to \$99,999	41%
\$100,000 to \$149,999	16%
\$150,000 or more	2%
Total	100%

Table 51: Question #36

Are you Spanish/Hispanic/Latino?	Percent of respondents
Yes	29%
No	71%
Total	100%

Table 52: Question #37

What is your race? (Mark one or more races to indicate what race you consider yourself to be.)	Percent of respondents*
American Indian or Alaskan Native	2%
Asian, Asian Indian or Pacific Islander	5%
Black or African American	1%
White/Caucasian	82%
Other	13%

* Note: Percents add to more than 100% as respondents could choose more than one race category.

Table 53: Question #38

How much education have you completed?	Percent of respondents
0-11 years	4%
High school graduate	25%
Some college, no degree	26%
Associate degree	7%
Bachelor degree	24%
Graduate or professional degree	14%
Total	100%

Table 54: Question #39

What is your gender?	Percent of respondents
Male	48%
Female	52%
Total	100%

Table 55: Question #40

In which category is your age?	Percent of respondents
18-24 years	5%
25-34 years	26%
35-44 years	11%
45-54 years	25%
55-64 years	14%
65-74 years	10%
75 years or older	9%
Total	100%

Appendix C: Selected Survey Results by Respondent Characteristics

The following appendix includes crosstabulations of selected questions by selected respondent characteristics. Where differences between subgroups are “statistically significant” (meaning there is a less than 5% chance that differences observed are due to chance alone), they are highlighted in grey. In order to facilitate comparisons between subgroups, responses to many questions were “collapsed.” For most evaluative questions, don’t know responses were excluded from the analysis.

Crosstabulations of Selected Survey Results by Place of Residence

Area of Adams County

- Respondents in incorporated Adams County tended to give higher ratings than respondents in unincorporated areas overall and especially in the areas related to parks and recreations (e.g., recreational opportunities and availability of paths and walking trails) and public safety (e.g., sense of personal safety and emergency response times).
- Residents in unincorporated Adams County felt that run down building, weeds or junk vehicles; graffiti; and weeds and other noxious or invasive plants in open lands were problems at higher rates than those in incorporated areas.
- Residents in unincorporated and incorporated areas of the county had similar views when rating aspects of new development (i.e., area of the county, development density and costs).
- When allocating “importance” points among service categories, on average, residents in unincorporated placed more points in the area of Law Enforcement while residents in incorporated areas placed more points in the area of Human services.

Community Type

- Respondents who said they lived in small towns or rural areas rated their neighborhood as a place to live higher than respondents who said they lived in urban and suburban areas.
- Ratings of Adams County as a place to work and as a place to start and/or operate a business were highest among respondents who said they lived in suburban areas of the county.
- Small town respondents rate the sense of community, the overall appearance and the overall image or reputation of Adams County higher than those in other community types.
- Potential problems (e.g., graffiti, environmental hazards and child abuse and neglect) were rated more severely by those who said they lived in urban areas of the county than those who said they lived in suburban, small town or rural areas.
- Respondents in small towns were more likely to prefer future development in Adams County to be on open lands at the edges of existing cities and towns or on rural land than their urban, suburban and rural counterparts.
- Respondents who said they lived in rural areas of the county were more likely than respondents in other areas to rate the value of Adams County services for the taxes paid as poor, but more likely to rate the quality of the services as good.

Municipality within Adams County

- Those who lived in Aurora were more likely to give lower quality of life ratings than did those who lived in other municipalities within Adams County.
- For most community characteristics, respondents who lived in Aurora gave lower ratings on average than did those who lived in other municipalities. However, overall quality of new development in unincorporated Adams County was also given lower ratings by those living in Northglenn. Employment opportunities were given lower ratings by those who lived in Aurora, Northglenn and other municipalities compared to those who lived in Commerce City, Thornton and Westminster. Ease of bus travel received the lowest ratings by respondents who lived in Westminster compared to those who lived in the other municipalities. The overall image or reputation of Adams County was given the highest ratings by those who lived in Thornton, and the lowest by those who lived in Commerce City.
- Survey participants who lived in Aurora were more likely rate potential problems as a major or moderate problem compared to those who lived in other areas. However, Those who lived in Northglenn gave the highest problem ratings to violent crime and property crime compared to those who lived in other municipalities.
- Respondents who lived in Aurora were somewhat more likely to interested in seeing denser, walkable development than were those who lived in other municipalities.
- A majority of Aurora respondents felt that some of the costs of development should be paid by general county taxes, while this was a minority view of respondents in other areas of the county.
- In general, respondents who lived in Aurora gave the lowest ratings to the services provided by Adams County compared to those who lived in other municipalities. Often, the category containing respondents from Arvada, Bennett, Brighton and Federal Heights (smaller parts of the county that were combined for statistical purposes) gave the next lowest ratings. However, low ratings were also given by respondents who lived in Northglenn to building permits and inspections, community development, long range planning and motor vehicle registrations. Those who lived in Westminster gave fairly low ratings to traffic control.
- Respondents who lived in Commerce City or Thornton gave the highest ratings to the overall quality of services provided by Adams County, while those living in Aurora gave the lowest.
- When asked to rate the overall direction being taken by Adams County, respondents who lived in Commerce City or Thornton gave higher ratings, while those who lived in Northglenn or the grouped municipalities of Arvada, Bennett, Brighton and Federal Heights gave the lowest ratings.
- In general, those who lived in Aurora and had had contact with an Adams County employee gave higher ratings to county employees than did those who lived in other municipalities.
- Respondents who lived in Thornton gave higher ratings to the public trust items than those who lived in other municipalities. The lowest ratings tended to be given by those living in Aurora, Westminster or the grouped municipalities of Arvada, Bennett, Brighton and Federal Heights.

Table 56: Question #1 by Area Within the County

Please rate each of the following aspects of quality of life in Adams County: (Percent rating as "Excellent" or "Good")	Area of Adams County		Which best describes where you currently live?			
	Unincorporated Adams County	Incorporated Adams County	An urban area	A suburban area	A small town	A rural area
Adams County as a place to live	71%	75%	54%	80%	70%	71%
Your neighborhood as a place to live	54%	66%	41%	67%	80%	80%
Adams County as a place to raise children	56%	66%	37%	72%	74%	47%
Adams County as a place to work	45%	49%	34%	55%	38%	35%
Adams County as a place to start and/or operate a business	36%	44%	27%	53%	31%	21%
Adams County as a place to retire	53%	53%	34%	60%	55%	36%
The overall quality of life in Adams County	60%	69%	54%	71%	76%	55%

Table 57: Question #1 by Area Within the County

Please rate each of the following aspects of quality of life in Adams County: (Percent rating as "Excellent" or "Good")	Municipality or Unincorporated Area						
	Aurora	Commerce City	Northglenn	Thornton	Westminster	Other (Arvada, Bennett, Brighton, Federal Heights)	Unincorporated
Adams County as a place to live	23%	78%	89%	90%	75%	73%	71%
Your neighborhood as a place to live	24%	88%	65%	85%	62%	59%	53%
Adams County as a place to raise children	11%	53%	86%	73%	73%	67%	56%
Adams County as a place to work	10%	62%	66%	51%	56%	41%	45%
Adams County as a place to start and/or operate a business	7%	59%	33%	54%	51%	44%	36%
Adams County as a place to retire	24%	53%	49%	63%	54%	52%	53%
The overall quality of life in Adams County	52%	63%	65%	80%	69%	66%	60%

Table 58: Question #3 by Area Within the County

Please rate each of the following characteristics as they relate to Adams County as a whole: (Percent rating as "Excellent" or "Good")	Area of Adams County		Which best describes where you currently live?			
	Unincorporated Adams County	Incorporated Adams County	An urban area	A suburban area	A small town	A rural area
Sense of personal safety	56%	69%	60%	67%	74%	65%
Emergency response times (fire, ambulance, sheriff, etc.)	69%	84%	89%	77%	97%	64%
Sense of community	47%	46%	35%	45%	75%	69%
Openness and acceptance of the community toward people of diverse backgrounds	57%	66%	38%	71%	69%	64%
Overall appearance of Adams County	42%	54%	37%	55%	56%	53%
Overall quality of new development in unincorporated Adams County	42%	53%	41%	51%	59%	52%
Variety of housing options	50%	61%	56%	62%	39%	61%
Overall quality of business and service establishments in Adams County	50%	60%	60%	58%	52%	53%
Shopping opportunities	49%	64%	41%	67%	59%	58%
Opportunities to attend cultural activities	38%	42%	33%	40%	50%	57%
Recreational opportunities	50%	66%	48%	69%	61%	57%
Opportunities to participate in outdoor recreation or enjoy nature	51%	68%	56%	68%	63%	58%
Employment opportunities	23%	35%	31%	33%	29%	49%
Educational opportunities	35%	44%	25%	48%	24%	57%
Opportunities to participate in community matters	45%	53%	31%	54%	65%	62%
Ease of car travel in Adams County	62%	61%	39%	66%	68%	62%
Ease of bus travel in Adams County	41%	48%	72%	44%	21%	46%
Availability of paths and walking trails	55%	70%	78%	68%	47%	61%
Traffic flow on major streets	43%	43%	24%	47%	46%	52%
Availability of affordable quality housing	49%	51%	40%	52%	54%	62%
Availability of affordable quality child care	27%	43%	36%	40%	38%	70%
Availability of affordable quality health care	46%	47%	37%	48%	39%	60%
Availability of recycling services	38%	51%	41%	51%	41%	54%
Drinking water quality	57%	67%	45%	74%	45%	54%
Overall image or reputation of Adams County	40%	59%	41%	58%	72%	49%

Table 59: Question #3 by Area Within the County

Please rate each of the following characteristics as they relate to Adams County as a whole: (Percent rating as "Excellent" or "Good")	Municipality or Unincorporated Area						
	Aurora	Commerce City	Northglenn	Thornton	Westminster	Other (Arvada, Bennett, Brighton, Federal Heights)	Unincorporated
Sense of personal safety	38%	73%	70%	87%	63%	61%	56%
Emergency response times (fire, ambulance, sheriff, etc.)	87%	78%	95%	91%	76%	79%	69%
Sense of community	12%	61%	45%	55%	43%	59%	47%
Openness and acceptance of the community toward people of diverse backgrounds	15%	47%	56%	83%	83%	36%	58%
Overall appearance of Adams County	16%	58%	65%	77%	47%	41%	42%
Overall quality of new development in unincorporated Adams County	23%	67%	14%	78%	40%	65%	41%
Variety of housing options	43%	56%	37%	79%	71%	25%	50%
Overall quality of business and service establishments in Adams County	46%	58%	36%	72%	61%	49%	49%
Shopping opportunities	22%	51%	68%	71%	76%	57%	49%
Opportunities to attend cultural activities	11%	41%	31%	64%	27%	61%	38%
Recreational opportunities	48%	39%	47%	78%	68%	80%	50%
Opportunities to participate in outdoor recreation or enjoy nature	50%	59%	60%	78%	70%	70%	51%
Employment opportunities	3%	42%	15%	44%	52%	22%	24%
Educational opportunities	8%	30%	24%	69%	47%	32%	36%
Opportunities to participate in community matters	18%	38%	50%	72%	52%	44%	45%
Ease of car travel in Adams County	25%	68%	58%	66%	67%	59%	62%
Ease of bus travel in Adams County	78%	67%	46%	61%	27%	51%	41%
Availability of paths and walking trails	91%	74%	76%	80%	65%	38%	55%
Traffic flow on major streets	13%	41%	57%	59%	44%	21%	43%
Availability of affordable quality housing	20%	64%	47%	66%	52%	30%	49%
Availability of affordable quality child care	9%	34%	66%	54%	51%	13%	27%
Availability of affordable quality health care	23%	43%	27%	69%	48%	34%	45%
Availability of recycling services	15%	79%	73%	76%	35%	37%	38%
Drinking water quality	52%	19%	74%	71%	86%	34%	58%
Overall image or reputation of Adams County	50%	33%	54%	77%	57%	44%	40%

Table 60: Question #4 by Area Within the County

How prepared are you and your household for a disaster or emergency (e.g., flood, tornado, blizzard, etc.)?	Area of Adams County		Which best describes where you currently live?			
	Unincorporated Adams County	Incorporated Adams County	An urban area	A suburban area	A small town	A rural area
Very prepared	8%	6%	7%	6%	12%	7%
Somewhat prepared	50%	41%	37%	45%	41%	37%
A little bit prepared	29%	36%	37%	35%	39%	29%
Not at all prepared	12%	17%	19%	15%	8%	27%
Total	100%	100%	100%	100%	100%	100%

Table 61: Question #4 by Area Within the County

How prepared are you and your household for a disaster or emergency (e.g., flood, tornado, blizzard, etc.)?	Municipality or Unincorporated Area						
	Aurora	Commerce City	Northglenn	Thornton	Westminster	Other (Arvada, Bennett, Brighton, Federal Heights)	Unincorporated
Very prepared	0%	21%	3%	8%	3%	9%	8%
Somewhat prepared	19%	48%	39%	59%	35%	38%	50%
A little bit prepared	51%	16%	37%	22%	45%	38%	30%
Not at all prepared	30%	15%	21%	11%	17%	16%	12%
Total	100%	100%	100%	100%	100%	100%	100%

Table 62: Question #5 by Area Within the County

To what degree, if at all, are each of the following a problem in Adams County? (Percent rating as "Major" or "Moderate Problem")	Area of Adams County		Which best describes where you currently live?			
	Unincorporated Adams County	Incorporated Adams County	An urban area	A suburban area	A small town	A rural area
Run down buildings, weed lots or junk vehicles	65%	47%	60%	50%	36%	48%
Graffiti	62%	44%	61%	47%	22%	45%
Violent crime (e.g., sexual assault, robbery)	57%	51%	57%	52%	45%	46%
Property crimes (e.g., burglary, theft)	63%	56%	59%	59%	48%	51%
Environmental hazards, including toxic waste	50%	31%	54%	29%	41%	32%
Weeds and other noxious or invasive plants in open lands	65%	48%	66%	48%	47%	56%
Child abuse and neglect	51%	46%	65%	45%	35%	31%
Neglect, exploitation or mistreatment of at-risk adults	42%	45%	48%	45%	44%	25%

Table 63: Question #5 by Area Within the County

To what degree, if at all, are each of the following a problem in Adams County? (Percent rating as "Major" or "Moderate Problem")	Municipality or Unincorporated Area						
	Aurora	Commerce City	Northglenn	Thornton	Westminster	Other (Arvada, Bennett, Brighton, Federal Heights)	Unincorporated
Run down buildings, weed lots or junk vehicles	93%	41%	38%	34%	51%	40%	65%
Graffiti	85%	30%	34%	36%	43%	43%	63%
Violent crime (e.g., sexual assault, robbery)	65%	45%	72%	35%	56%	46%	57%
Property crimes (e.g., burglary, theft)	61%	54%	72%	35%	69%	56%	64%
Environmental hazards, including toxic waste	83%	28%	48%	24%	24%	18%	50%
Weeds and other noxious or invasive plants in open lands	91%	49%	71%	34%	42%	31%	66%
Child abuse and neglect	93%	61%	71%	27%	50%	19%	51%
Neglect, exploitation or mistreatment of at-risk adults	59%	38%	59%	33%	50%	32%	42%

Table 64: Question #6 by Area Within the County

How well is Adams County retaining existing businesses and attracting new businesses?	Area of Adams County		Which best describes where you currently live?			
	Unincorporated Adams County	Incorporated Adams County	An urban area	A suburban area	A small town	A rural area
Excellent	0%	1%	0%	1%	1%	1%
Good	13%	21%	6%	21%	41%	10%
Fair	28%	21%	14%	23%	34%	20%
Poor	18%	12%	18%	11%	6%	17%
Don't Know	36%	44%	61%	40%	17%	47%
It is not the job of Adams County to retain and attract businesses	5%	2%	0%	3%	1%	4%
Total	100%	100%	100%	100%	100%	100%

Table 65: Question #6 by Area Within the County

How well is Adams County retaining existing businesses and attracting new businesses?	Municipality or Unincorporated Area						
	Aurora	Commerce City	Northglenn	Thornton	Westminster	Other (Arvada, Bennett, Brighton, Federal Heights)	Unincorporated
Excellent	0%	0%	0%	0%	2%	7%	0%
Good	5%	7%	10%	34%	17%	30%	12%
Fair	9%	17%	30%	28%	19%	14%	27%
Poor	31%	26%	10%	7%	10%	3%	18%
Don't Know	55%	46%	50%	31%	51%	38%	37%
It is not the job of Adams County to retain and attract businesses	0%	4%	0%	0%	1%	10%	5%
Total	100%	100%	100%	100%	100%	100%	100%

Table 66: Question #8 by Area Within the County

Please tell us where most future development in Adams County should be located. (Please check only one.)	Area of Adams County		Which best describes where you currently live?			
	Unincorporated Adams County	Incorporated Adams County	An urban area	A suburban area	A small town	A rural area
Within already developed communities with available buildings or unused land	78%	74%	76%	76%	58%	83%
On open land at the edges of existing cities and towns	21%	21%	24%	20%	29%	15%
On rural land	1%	4%	0%	4%	13%	2%
Total	100%	100%	100%	100%	100%	100%

Table 67: Question #8 by Area Within the County

Please tell us where most future development in Adams County should be located. (Please check only one.)	Municipality or Unincorporated Area						
	Aurora	Commerce City	Northglenn	Thornton	Westminster	Other (Arvada, Bennett, Brighton, Federal Heights)	Unincorporated
Within already developed communities with available buildings or unused land	91%	64%	87%	67%	82%	49%	79%
On open land at the edges of existing cities and towns	9%	33%	13%	29%	13%	41%	20%
On rural land	0%	3%	1%	5%	5%	10%	1%
Total	100%	100%	100%	100%	100%	100%	100%

Table 68: Question #9 by Area Within the County

What type of new development density would you be most interested in seeing in unincorporated Adams County?	Area of Adams County		Which best describes where you currently live?			
	Unincorporated Adams County	Incorporated Adams County	An urban area	A suburban area	A small town	A rural area
Housing should be on larger lots and buildings should be spread out, similar to the “typical” suburban neighborhoods and shopping areas	50%	55%	48%	56%	48%	65%
Residential and commercial development should be more dense, and close to each other, making it easier to walk from place to place	37%	31%	46%	31%	22%	22%
Housing and commercial development on very large lots within rural areas	12%	13%	5%	14%	31%	13%
Total	100%	100%	100%	100%	100%	100%

Table 69: Question #9 by Area Within the County

What type of new development density would you be most interested in seeing in unincorporated Adams County?	Municipality or Unincorporated Area						
	Aurora	Commerce City	Northglenn	Thornton	Westminster	Other (Arvada, Bennett, Brighton, Federal Heights)	Unincorporated
Housing should be on larger lots and buildings should be spread out, similar to the “typical” suburban neighborhoods and shopping areas	51%	71%	66%	65%	40%	65%	50%
Residential and commercial development should be more dense, and close to each other, making it easier to walk from place to place	47%	24%	33%	26%	37%	14%	37%
Housing and commercial development on very large lots within rural areas	2%	5%	1%	8%	23%	20%	13%
Total	100%	100%	100%	100%	100%	100%	100%

Table 70: Question #10 by Area Within the County

Do you think the costs of new development should be paid for by the residents of new development, or should the county use general taxes to assist with the development?	Area of Adams County		Which best describes where you currently live?			
	Unincorporated Adams County	Incorporated Adams County	An urban area	A suburban area	A small town	A rural area
Development should pay for itself	55%	44%	34%	51%	24%	53%
General county tax dollars should fund development	3%	9%	19%	6%	9%	1%
Some of the costs for development should be paid by general county taxes	26%	29%	39%	26%	38%	19%
Don't know	16%	17%	8%	17%	29%	27%
Total	100%	100%	100%	100%	100%	100%

Table 71: Question #10 by Area Within the County

Do you think the costs of new development should be paid for by the residents of new development, or should the county use general taxes to assist with the development?	Municipality or Unincorporated Area						
	Aurora	Commerce City	Northglenn	Thornton	Westminster	Other (Arvada, Bennett, Brighton, Federal Heights)	Unincorporated
Development should pay for itself	16%	60%	32%	41%	57%	30%	54%
General county tax dollars should fund development	9%	3%	7%	12%	5%	20%	4%
Some of the costs for development should be paid by general county taxes	62%	21%	22%	26%	28%	27%	26%
Don't know	13%	15%	39%	20%	9%	23%	16%
Total	100%	100%	100%	100%	100%	100%	100%

Table 72: Question #11 by Area Within the County

Please rate the quality of each of the following services provided by other agencies (i.e., special districts and metro districts), not by Adams County. (Percent rating as "Excellent" or "Good")	Area of Adams County		Which best describes where you currently live?			
	Unincorporated Adams County	Incorporated Adams County	An urban area	A suburban area	A small town	A rural area
Public school districts	51%	54%	26%	63%	52%	42%
Fire services	81%	91%	92%	91%	72%	76%
Water and sanitation services	65%	83%	76%	82%	87%	60%
Street and drainage maintenance services	49%	66%	47%	70%	49%	56%
Library services	71%	80%	66%	85%	86%	45%
Park and recreation services	65%	85%	69%	85%	93%	73%

Table 73: Question #11 by Area Within the County

Please rate the quality of each of the following services provided by other agencies (i.e., special districts and metro districts), not by Adams County. (Percent rating as "Excellent" or "Good")	Municipality or Unincorporated Area						
	Aurora	Commerce City	Northglenn	Thornton	Westminster	Other (Arvada, Bennett, Brighton, Federal Heights)	Unincorporated
Public school districts	20%	56%	33%	52%	67%	80%	50%
Fire services	95%	79%	91%	94%	96%	73%	80%
Water and sanitation services	86%	58%	81%	88%	85%	73%	65%
Street and drainage maintenance services	61%	52%	63%	62%	75%	63%	48%
Library services	61%	84%	92%	78%	80%	97%	70%
Park and recreation services	62%	81%	79%	89%	89%	85%	64%

Table 74: Question #12 by Area Within the County

Please rate the quality of each of the following services provided by Adams County: (Percent rating as "Excellent" or "Good")	Area of Adams County		Which best describes where you currently live?			
	Unincorporated Adams County	Incorporated Adams County	An urban area	A suburban area	A small town	A rural area
Adams County open space, parks and trails system	68%	78%	57%	80%	91%	77%
Animal Shelter / Adoption Center	59%	61%	69%	54%	71%	66%
Building permits and inspections	43%	54%	50%	51%	59%	40%
Collection of property taxes	57%	56%	44%	58%	53%	52%
Community development (build the capacity of citizen groups and community organizations so they may enhance the economic, social, environmental and cultural well-being of our communities)	34%	35%	19%	38%	44%	44%
County courts	58%	52%	37%	56%	78%	42%
Development standards and regulations (sets standards and regulations for the unincorporated areas of the county to guide development to protect and promote the public health, safety, and general welfare of the county)	39%	49%	29%	53%	53%	39%
Drainage and storm sewer infrastructure (adequate to handle storm events and prevent flooding) in unincorporated Adams County	47%	51%	26%	63%	30%	35%
Economic development (identify and encourage investments by businesses, creating new jobs)	23%	30%	14%	33%	38%	26%
Elections and voter registrations	65%	58%	30%	67%	50%	69%
Emergency management (coordinates the efforts in coping with emergencies, disasters and terrorist threats by preparing, responding, recovering and mitigating incidents)	50%	50%	28%	55%	72%	44%
Employment assistance programs through the Workforce & Business Center	37%	38%	39%	37%	46%	32%
Enforcement of county codes, ordinances and regulations (building codes, zoning and development regulations, Blight Ordinance enforcement for the removal of junk and weeds, graffiti removal)	33%	37%	32%	34%	66%	46%
Housing assistance services (emergency housing, rental assistance, down payment assistance for first-time home buyers, etc.)	32%	39%	39%	41%	26%	39%
Long range planning (administers and updates the Comprehensive Long Range Plan, coordinates with both local and regional stakeholders in planning for the current and future needs of the county)	29%	43%	26%	49%	31%	26%
Motor vehicle registration	55%	54%	34%	59%	58%	45%
Online (internet) property lookup	59%	55%	31%	64%	41%	78%

Please rate the quality of each of the following services provided by Adams County: (Percent rating as "Excellent" or "Good")	Area of Adams County		Which best describes where you currently live?			
	Unincorporated Adams County	Incorporated Adams County	An urban area	A suburban area	A small town	A rural area
Public records and documents searches	52%	56%	40%	61%	44%	65%
Roadway maintenance of paved and graveled roads in unincorporated Adams County	34%	33%	25%	37%	21%	33%
Services provided to financially challenged families, programs like Temporary Assistance to Needy Families (TANF), Military Assistance Program, Food Assistance (SNAP/Food Stamps), etc.	36%	40%	34%	42%	37%	44%
Services provided to protect children suspected of being abused or neglected	42%	37%	21%	38%	72%	44%
Services provided to vulnerable adults suspected of being abused or neglected	38%	43%	27%	44%	63%	38%
Sheriff services	59%	55%	31%	61%	88%	49%
Snow and ice removal in unincorporated Adams County	54%	33%	40%	37%	39%	41%
Traffic control (street lights, signs, etc.) in unincorporated Adams County	61%	47%	46%	50%	58%	55%

Table 75: Question #12 by Area Within the County

Please rate the quality of each of the following services provided by Adams County: (Percent rating as "Excellent" or "Good")	Municipality or Unincorporated Area						
	Aurora	Commerce City	Northglenn	Thornton	Westminster	Other (Arvada, Bennett, Brighton, Federal Heights)	Unincorporated
Adams County open space, parks and trails system	52%	79%	89%	82%	81%	78%	67%
Animal Shelter / Adoption Center	60%	77%	64%	61%	55%	56%	58%
Building permits and inspections	12%	76%	17%	67%	61%	50%	42%
Collection of property taxes	33%	80%	61%	63%	54%	43%	56%
Community development (build the capacity of citizen groups and community organizations so they may enhance the economic, social, environmental and cultural well-being of our communities)	6%	45%	4%	59%	31%	42%	34%
County courts	17%	59%	63%	60%	54%	65%	58%
Development standards and regulations (sets standards and regulations for the unincorporated areas of the county to guide development to protect and promote the public health, safety, and general welfare of the county)	13%	75%	35%	59%	41%	67%	38%
Drainage and storm sewer infrastructure (adequate to handle storm events and prevent flooding) in unincorporated Adams County	16%	51%	61%	58%	70%	16%	47%
Economic development (identify and encourage investments by businesses, creating new jobs)	8%	53%	48%	34%	30%	20%	22%
Elections and voter registrations	21%	66%	76%	70%	64%	29%	65%
Emergency management (coordinates the efforts in coping with emergencies, disasters and terrorist threats by preparing, responding, recovering and mitigating incidents)	14%	56%	86%	55%	51%	47%	50%
Employment assistance programs through the Workforce & Business Center	41%	52%	41%	39%	35%	33%	35%
Enforcement of county codes, ordinances and regulations (building codes, zoning and development regulations, Blight Ordinance enforcement for the removal of junk and weeds, graffiti removal)	8%	61%	67%	48%	31%	33%	33%
Housing assistance services (emergency housing, rental assistance, down payment assistance for first-time home buyers, etc.)	19%	64%	14%	58%	42%	20%	31%
Long range planning (administers and updates the Comprehensive Long Range Plan, coordinates with both local and regional stakeholders in planning for the current and future needs of the county)	22%	42%	22%	42%	54%	73%	28%
Motor vehicle registration	27%	79%	36%	71%	56%	33%	54%
Online (internet) property lookup	22%	84%	54%	56%	56%	67%	59%

Please rate the quality of each of the following services provided by Adams County: (Percent rating as "Excellent" or "Good")	Municipality or Unincorporated Area						
	Aurora	Commerce City	Northglenn	Thornton	Westminster	Other (Arvada, Bennett, Brighton, Federal Heights)	Unincorporated
Public records and documents searches	22%	84%	67%	66%	57%	39%	52%
Roadway maintenance of paved and graveled roads in unincorporated Adams County	17%	50%	29%	50%	33%	13%	34%
Services provided to financially challenged families, programs like Temporary Assistance to Needy Families (TANF), Military Assistance Program, Food Assistance (SNAP/Food Stamps), etc.	7%	68%	49%	60%	43%	21%	35%
Services provided to protect children suspected of being abused or neglected	6%	79%	66%	37%	49%	40%	38%
Services provided to vulnerable adults suspected of being abused or neglected	8%	81%	73%	46%	50%	45%	37%
Sheriff services	15%	88%	49%	63%	62%	63%	59%
Snow and ice removal in unincorporated Adams County	4%	68%	63%	42%	31%	3%	54%
Traffic control (street lights, signs, etc.) in unincorporated Adams County	13%	74%	75%	67%	38%	27%	60%

Table 76: Question #13 by Area Within the County

Looking at the services in Question 12, which FIVE (5) services do you think are MOST important for maintaining and improving the quality of life in Adams County?	Area of Adams County		Which best describes where you currently live?			
	Unincorporated Adams County	Incorporated Adams County	An urban area	A suburban area	A small town	A rural area
Adams County open space, parks and trails system	29%	37%	22%	39%	35%	26%
Animal Shelter / Adoption Center	8%	14%	10%	13%	19%	4%
Building permits and inspections	8%	7%	19%	4%	3%	14%
Collection of property taxes	5%	8%	9%	8%	4%	7%
Community development (build the capacity of citizen groups and community organizations so they may enhance the economic, social, environmental and cultural well-being of our communities)	19%	18%	25%	18%	5%	18%
County courts	13%	16%	15%	16%	4%	15%
Development standards and regulations (sets standards and regulations for the unincorporated areas of the county to guide development to protect and promote the public health, safety, and general welfare of the county)	26%	16%	30%	15%	16%	32%
Drainage and storm sewer infrastructure (adequate to handle storm events and prevent flooding) in unincorporated Adams County	21%	19%	15%	18%	49%	25%
Economic development (identify and encourage investments by businesses, creating new jobs)	31%	31%	40%	29%	20%	38%
Elections and voter registrations	6%	8%	7%	8%	2%	9%
Emergency management (coordinates the efforts in coping with emergencies, disasters and terrorist threats by preparing, responding, recovering and mitigating incidents)	26%	34%	35%	31%	40%	22%
Employment assistance programs through the Workforce & Business Center	17%	14%	14%	14%	21%	11%
Enforcement of county codes, ordinances and regulations (building codes, zoning and development regulations, Blight Ordinance enforcement for the removal of junk and weeds, graffiti removal)	33%	31%	29%	34%	14%	22%
Housing assistance services (emergency housing, rental assistance, down payment assistance for first-time home buyers, etc.)	14%	22%	13%	23%	20%	9%
Long range planning (administers and updates the Comprehensive Long Range Plan, coordinates with both local and regional stakeholders in planning for the current and future needs of the county)	23%	29%	18%	33%	3%	33%
Motor vehicle registration	18%	9%	12%	11%	5%	19%
Online (internet) property lookup	1%	2%	0%	1%	14%	0%

Looking at the services in Question 12, which FIVE (5) services do you think are MOST important for maintaining and improving the quality of life in Adams County?	Area of Adams County		Which best describes where you currently live?			
	Unincorporated Adams County	Incorporated Adams County	An urban area	A suburban area	A small town	A rural area
Public records and documents searches	6%	5%	17%	3%	2%	2%
Roadway maintenance of paved and graveled roads in unincorporated Adams County	43%	46%	50%	44%	39%	54%
Services provided to financially challenged families, programs like Temporary Assistance to Needy Families (TANF), Military Assistance Program, Food Assistance (SNAP/Food Stamps), etc.	12%	19%	36%	12%	29%	7%
Services provided to protect children suspected of being abused or neglected	24%	26%	12%	28%	34%	13%
Services provided to vulnerable adults suspected of being abused or neglected	12%	13%	12%	13%	26%	4%
Sheriff services	38%	25%	16%	31%	18%	40%
Snow and ice removal in unincorporated Adams County	29%	25%	15%	26%	45%	37%
Traffic control (street lights, signs, etc.) in unincorporated Adams County	18%	15%	9%	16%	24%	28%

Note: Percents add to more than 100% as respondents could choose up to five services; tests of statistical significance could not be performed

Table 77: Question #13 by Area Within the County

Looking at the services in Question 12, which FIVE (5) services do you think are MOST important for maintaining and improving the quality of life in Adams County?	Municipality or Unincorporated Area						
	Aurora	Commerce City	Northglenn	Thornton	Westminster	Other (Arvada, Bennett, Brighton, Federal Heights)	Unincorporated
Adams County open space, parks and trails system	19%	28%	17%	45%	47%	17%	29%
Animal Shelter / Adoption Center	4%	10%	10%	6%	24%	11%	8%
Building permits and inspections	13%	0%	10%	12%	4%	6%	8%
Collection of property taxes	2%	5%	2%	16%	4%	13%	6%
Community development (build the capacity of citizen groups and community organizations so they may enhance the economic, social, environmental and cultural well-being of our communities)	56%	20%	22%	22%	8%	15%	19%
County courts	2%	4%	20%	17%	24%	0%	12%
Development standards and regulations (sets standards and regulations for the unincorporated areas of the county to guide development to protect and promote the public health, safety, and general welfare of the county)	22%	3%	7%	16%	15%	31%	26%
Drainage and storm sewer infrastructure (adequate to handle storm events and prevent flooding) in unincorporated Adams County	9%	19%	40%	21%	12%	32%	21%
Economic development (identify and encourage investments by businesses, creating new jobs)	68%	23%	24%	39%	24%	22%	32%
Elections and voter registrations	3%	26%	9%	10%	6%	0%	6%
Emergency management (coordinates the efforts in coping with emergencies, disasters and terrorist threats by preparing, responding, recovering and mitigating incidents)	64%	33%	56%	20%	34%	33%	27%
Employment assistance programs through the Workforce & Business Center	12%	40%	11%	12%	12%	8%	17%
Enforcement of county codes, ordinances and regulations (building codes, zoning and development regulations, Blight Ordinance enforcement for the removal of junk and weeds, graffiti removal)	17%	17%	14%	23%	45%	30%	33%
Housing assistance services (emergency housing, rental assistance, down payment assistance for first-time home buyers, etc.)	1%	8%	22%	13%	26%	49%	14%
Long range planning (administers and updates the Comprehensive Long Range Plan, coordinates with both local and regional stakeholders in planning for the current and future needs of the county)	12%	16%	15%	34%	33%	32%	23%
Motor vehicle registration	11%	4%	12%	18%	6%	0%	18%

Looking at the services in Question 12, which FIVE (5) services do you think are MOST important for maintaining and improving the quality of life in Adams County?	Municipality or Unincorporated Area						
	Aurora	Commerce City	Northglenn	Thornton	Westminster	Other (Arvada, Bennett, Brighton, Federal Heights)	Unincorporated
Online (internet) property lookup	1%	7%	15%	0%	0%	0%	1%
Public records and documents searches	1%	2%	0%	12%	4%	0%	5%
Roadway maintenance of paved and graveled roads in unincorporated Adams County	62%	47%	47%	48%	42%	40%	42%
Services provided to financially challenged families, programs like Temporary Assistance to Needy Families (TANF), Military Assistance Program, Food Assistance (SNAP/Food Stamps), etc.	60%	12%	4%	19%	14%	28%	12%
Services provided to protect children suspected of being abused or neglected	18%	28%	35%	22%	24%	36%	25%
Services provided to vulnerable adults suspected of being abused or neglected	7%	2%	33%	5%	18%	11%	13%
Sheriff services	8%	41%	15%	20%	36%	6%	38%
Snow and ice removal in unincorporated Adams County	18%	43%	24%	21%	16%	57%	29%
Traffic control (street lights, signs, etc.) in unincorporated Adams County	7%	34%	17%	13%	12%	16%	19%

Note: Percents add to more than 100% as respondents could choose up to five services; tests of statistical significance could not be performed

Table 78: Question #14 by Area Within the County

Looking at the services in Question 12, which FIVE (5) services do you think are LEAST important for maintaining and improving the quality of life in Adams County?	Area of Adams County		Which best describes where you currently live?			
	Unincorporated Adams County	Incorporated Adams County	An urban area	A suburban area	A small town	A rural area
Adams County open space, parks and trails system	16%	16%	24%	14%	24%	10%
Animal Shelter / Adoption Center	28%	23%	21%	25%	31%	11%
Building permits and inspections	18%	24%	18%	25%	21%	21%
Collection of property taxes	20%	18%	36%	13%	21%	22%
Community development (build the capacity of citizen groups and community organizations so they may enhance the economic, social, environmental and cultural well-being of our communities)	20%	15%	17%	15%	16%	29%
County courts	17%	9%	9%	11%	8%	11%
Development standards and regulations (sets standards and regulations for the unincorporated areas of the county to guide development to protect and promote the public health, safety, and general welfare of the county)	23%	18%	19%	17%	18%	28%
Drainage and storm sewer infrastructure (adequate to handle storm events and prevent flooding) in unincorporated Adams County	4%	5%	1%	6%	6%	4%
Economic development (identify and encourage investments by businesses, creating new jobs)	14%	24%	22%	24%	8%	9%
Elections and voter registrations	32%	28%	15%	30%	28%	40%
Emergency management (coordinates the efforts in coping with emergencies, disasters and terrorist threats by preparing, responding, recovering and mitigating incidents)	8%	5%	4%	7%	2%	9%
Employment assistance programs through the Workforce & Business Center	12%	8%	3%	9%	19%	17%
Enforcement of county codes, ordinances and regulations (building codes, zoning and development regulations, Blight Ordinance enforcement for the removal of junk and weeds, graffiti removal)	9%	10%	3%	10%	29%	6%
Housing assistance services (emergency housing, rental assistance, down payment assistance for first-time home buyers, etc.)	26%	17%	8%	20%	12%	44%
Long range planning (administers and updates the Comprehensive Long Range Plan, coordinates with both local and regional stakeholders in planning for the current and future needs of the county)	12%	22%	35%	14%	49%	6%
Motor vehicle registration	18%	19%	35%	14%	28%	20%
Online (internet) property lookup	49%	51%	61%	49%	54%	43%
Public records and documents searches	38%	52%	48%	52%	43%	36%
Roadway maintenance of paved and graveled roads in unincorporated Adams County	3%	6%	1%	7%	0%	6%
Services provided to financially challenged families, programs like Temporary Assistance to Needy Families (TANF), Military Assistance Program, Food Assistance (SNAP/Food Stamps), etc.	19%	14%	7%	17%	4%	26%

Looking at the services in Question 12, which FIVE (5) services do you think are LEAST important for maintaining and improving the quality of life in Adams County?	Area of Adams County		Which best describes where you currently live?			
	Unincorporated Adams County	Incorporated Adams County	An urban area	A suburban area	A small town	A rural area
Services provided to protect children suspected of being abused or neglected	4%	2%	0%	3%	7%	6%
Services provided to vulnerable adults suspected of being abused or neglected	12%	8%	6%	9%	7%	17%
Sheriff services	12%	4%	2%	6%	4%	13%
Snow and ice removal in unincorporated Adams County	7%	12%	8%	12%	10%	9%
Traffic control (street lights, signs, etc.) in unincorporated Adams County	14%	12%	16%	10%	22%	13%

Note: Percents add to more than 100% as respondents could choose up to five services; tests of statistical significance could not be performed

Table 79: Question #14 by Area Within the County

Looking at the services in Question 12, which FIVE (5) services do you think are LEAST important for maintaining and improving the quality of life in Adams County?	Municipality or Unincorporated Area						
	Aurora	Commerce City	Northglenn	Thornton	Westminster	Other (Arvada, Bennett, Brighton, Federal Heights)	Unincorporated
Adams County open space, parks and trails system	10%	0%	45%	26%	10%	4%	16%
Animal Shelter / Adoption Center	13%	21%	4%	21%	27%	35%	27%
Building permits and inspections	5%	51%	10%	21%	29%	27%	19%
Collection of property taxes	63%	3%	8%	9%	19%	26%	20%
Community development (build the capacity of citizen groups and community organizations so they may enhance the economic, social, environmental and cultural well-being of our communities)	7%	0%	27%	24%	10%	19%	20%
County courts	10%	24%	12%	10%	7%	3%	16%
Development standards and regulations (sets standards and regulations for the unincorporated areas of the county to guide development to protect and promote the public health, safety, and general welfare of the county)	5%	58%	3%	11%	23%	12%	23%
Drainage and storm sewer infrastructure (adequate to handle storm events and prevent flooding) in unincorporated Adams County	2%	1%	10%	9%	2%	5%	4%
Economic development (identify and encourage investments by businesses, creating new jobs)	9%	0%	38%	27%	30%	6%	15%
Elections and voter registrations	7%	17%	15%	24%	30%	59%	32%
Emergency management (coordinates the efforts in coping with emergencies, disasters and terrorist threats by preparing, responding, recovering and mitigating incidents)	0%	0%	0%	9%	5%	3%	8%
Employment assistance programs through the Workforce & Business Center	2%	16%	23%	9%	6%	2%	12%
Enforcement of county codes, ordinances and regulations (building codes, zoning and development regulations, Blight Ordinance enforcement for the removal of junk and weeds, graffiti removal)	0%	14%	31%	4%	6%	31%	9%
Housing assistance services (emergency housing, rental assistance, down payment assistance for first-time home buyers, etc.)	13%	1%	25%	16%	21%	13%	26%

Looking at the services in Question 12, which FIVE (5) services do you think are LEAST important for maintaining and improving the quality of life in Adams County?	Municipality or Unincorporated Area						
	Aurora	Commerce City	Northglenn	Thornton	Westminster	Other (Arvada, Bennett, Brighton, Federal Heights)	Unincorporated
Long range planning (administers and updates the Comprehensive Long Range Plan, coordinates with both local and regional stakeholders in planning for the current and future needs of the county)	66%	19%	35%	10%	12%	47%	11%
Motor vehicle registration	63%	40%	2%	10%	19%	17%	18%
Online (internet) property lookup	76%	34%	44%	51%	43%	78%	49%
Public records and documents searches	74%	45%	40%	33%	63%	63%	38%
Roadway maintenance of paved and graveled roads in unincorporated Adams County	2%	3%	4%	18%	0%	1%	3%
Services provided to financially challenged families, programs like Temporary Assistance to Needy Families (TANF), Military Assistance Program, Food Assistance (SNAP/Food Stamps), etc.	7%	14%	31%	8%	17%	0%	19%
Services provided to protect children suspected of being abused or neglected	1%	13%	0%	1%	3%	0%	4%
Services provided to vulnerable adults suspected of being abused or neglected	11%	9%	0%	9%	11%	0%	12%
Sheriff services	9%	0%	9%	0%	7%	2%	12%
Snow and ice removal in unincorporated Adams County	7%	28%	5%	16%	12%	2%	7%
Traffic control (street lights, signs, etc.) in unincorporated Adams County	8%	28%	27%	14%	2%	24%	14%

Note: Percents add to more than 100% as respondents could choose up to five services; tests of statistical significance could not be performed

Table 80: Question #15 by Area Within the County

Overall, how would you rate the quality of the services provided by Adams County?	Area of Adams County		Which best describes where you currently live?			
	Unincorporated Adams County	Incorporated Adams County	An urban area	A suburban area	A small town	A rural area
Excellent	4%	8%	10%	6%	7%	3%
Good	46%	49%	31%	52%	54%	56%
Fair	38%	34%	52%	32%	29%	31%
Poor	7%	5%	3%	5%	7%	7%
Don't know	4%	4%	5%	4%	3%	3%
Total	100%	100%	100%	100%	100%	100%

Table 81: Question #15 by Area Within the County

Overall, how would you rate the quality of the services provided by Adams County?	Municipality or Unincorporated Area						
	Aurora	Commerce City	Northglenn	Thornton	Westminster	Other (Arvada, Bennett, Brighton, Federal Heights)	Unincorporated
Excellent	1%	9%	1%	19%	3%	4%	4%
Good	20%	59%	51%	59%	51%	39%	46%
Fair	68%	25%	45%	19%	32%	43%	39%
Poor	6%	2%	1%	1%	8%	5%	8%
Don't know	5%	4%	1%	2%	5%	10%	4%
Total	100%	100%	100%	100%	100%	100%	100%

Table 82: Question #16 by Area Within the County

How would you rate the value of services you receive from Adams County for the taxes paid?	Area of Adams County		Which best describes where you currently live?			
	Unincorporated Adams County	Incorporated Adams County	An urban area	A suburban area	A small town	A rural area
Excellent	4%	3%	1%	4%	6%	0%
Good	31%	36%	31%	37%	43%	17%
Fair	39%	35%	39%	35%	36%	33%
Poor	20%	12%	5%	15%	11%	25%
Don't know	7%	14%	25%	8%	4%	25%
Total	100%	100%	100%	100%	100%	100%

Table 83: Question #16 by Area Within the County

How would you rate the value of services you receive from Adams County for the taxes paid?	Municipality or Unincorporated Area						
	Aurora	Commerce City	Northglenn	Thornton	Westminster	Other (Arvada, Bennett, Brighton, Federal Heights)	Unincorporated
Excellent	0%	0%	1%	7%	2%	5%	4%
Good	15%	42%	15%	34%	49%	33%	30%
Fair	48%	34%	44%	40%	28%	30%	38%
Poor	3%	21%	13%	4%	15%	21%	20%
Don't know	34%	4%	27%	14%	6%	11%	7%
Total	100%	100%	100%	100%	100%	100%	100%

Table 84: Question #17 by Area Within the County

How informed would you say you are about the job Adams County government is doing?	Area of Adams County		Which best describes where you currently live?			
	Unincorporated Adams County	Incorporated Adams County	An urban area	A suburban area	A small town	A rural area
Very well informed	3%	3%	6%	2%	0%	3%
Informed	14%	13%	4%	15%	27%	8%
Somewhat informed	48%	44%	46%	46%	46%	37%
Hardly informed at all	26%	28%	18%	31%	20%	26%
Don't Know	9%	13%	26%	6%	7%	27%
Total	100%	100%	100%	100%	100%	100%

Table 85: Question #17 by Area Within the County

How informed would you say you are about the job Adams County government is doing?	Municipality or Unincorporated Area						
	Aurora	Commerce City	Northglenn	Thornton	Westminster	Other (Arvada, Bennett, Brighton, Federal Heights)	Unincorporated
Very well informed	1%	18%	1%	2%	2%	0%	3%
Informed	4%	4%	13%	16%	11%	25%	14%
Somewhat informed	53%	25%	31%	40%	49%	53%	49%
Hardly informed at all	7%	48%	27%	30%	34%	11%	26%
Don't Know	35%	5%	27%	13%	4%	11%	8%
Total	100%	100%	100%	100%	100%	100%	100%

Table 86: Question #18 by Area Within the County

How much of the time do you think you can trust Adams County government to do what is right?	Area of Adams County		Which best describes where you currently live?			
	Unincorporated Adams County	Incorporated Adams County	An urban area	A suburban area	A small town	A rural area
Always	4%	3%	3%	4%	0%	0%
Most of the time	35%	43%	46%	44%	29%	27%
Only some of the time	48%	43%	37%	42%	60%	58%
Almost never	6%	5%	6%	6%	1%	4%
Never	7%	6%	8%	5%	9%	11%
Total	100%	100%	100%	100%	100%	100%

Table 87: Question #18 by Area Within the County

How much of the time do you think you can trust Adams County government to do what is right?	Municipality or Unincorporated Area						
	Aurora	Commerce City	Northglenn	Thornton	Westminster	Other (Arvada, Bennett, Brighton, Federal Heights)	Unincorporated
Always	0%	0%	0%	7%	2%	3%	4%
Most of the time	18%	65%	17%	47%	54%	27%	35%
Only some of the time	78%	27%	71%	34%	34%	49%	48%
Almost never	2%	7%	13%	7%	4%	3%	5%
Never	2%	1%	0%	6%	6%	18%	7%
Total	100%	100%	100%	100%	100%	100%	100%

Table 88: Question #19 by Area Within the County

Overall, how would you rate the overall direction that Adams County is taking?	Area of Adams County		Which best describes where you currently live?			
	Unincorporated Adams County	Incorporated Adams County	An urban area	A suburban area	A small town	A rural area
Excellent	1%	7%	15%	5%	0%	0%
Good	30%	38%	33%	36%	37%	42%
Fair	46%	34%	33%	38%	43%	33%
Poor	7%	7%	4%	7%	15%	18%
Don't know	16%	14%	15%	14%	4%	7%
Total	100%	100%	100%	100%	100%	100%

Table 89: Question #19 by Area Within the County

Overall, how would you rate the overall direction that Adams County is taking?	Municipality or Unincorporated Area						
	Aurora	Commerce City	Northglenn	Thornton	Westminster	Other (Arvada, Bennett, Brighton, Federal Heights)	Unincorporated
Excellent	0%	24%	1%	13%	5%	0%	1%
Good	43%	30%	15%	46%	39%	28%	29%
Fair	40%	24%	68%	32%	25%	48%	46%
Poor	6%	13%	3%	1%	12%	9%	7%
Don't know	11%	9%	12%	9%	19%	15%	16%
Total	100%	100%	100%	100%	100%	100%	100%

Table 90: Question #20 by Area Within the County

Have you had any in-person, phone or email contact with an Adams County employee, regardless of department or office, within the last 12 months (including sheriff, receptionists, planners, engineers or any others)?	Area of Adams County		Which best describes where you currently live?			
	Unincorporated Adams County	Incorporated Adams County	An urban area	A suburban area	A small town	A rural area
No	56%	64%	61%	61%	85%	62%
Yes	44%	36%	39%	39%	15%	38%
Total	100%	100%	100%	100%	100%	100%

Table 91: Question #20 by Area Within the County

Have you had any in-person, phone or email contact with an Adams County employee, regardless of department or office, within the last 12 months (including sheriff, receptionists, planners, engineers or any others)?	Municipality or Unincorporated Area						
	Aurora	Commerce City	Northglenn	Thornton	Westminster	Other (Arvada, Bennett, Brighton, Federal Heights)	Unincorporated
No	64%	49%	80%	71%	51%	88%	55%
Yes	36%	51%	20%	29%	49%	12%	45%
Total	100%	100%	100%	100%	100%	100%	100%

Table 92: Question #21 by Area Within the County

What was your impression of the Adams County employee in your most recent contact? (Rate each characteristic below.) (Percent rating as "Excellent" or "Good")	Area of Adams County		Which best describes where you currently live?			
	Unincorporated Adams County	Incorporated Adams County	An urban area	A suburban area	A small town	A rural area
Knowledge	71%	83%	79%	83%	75%	65%
Responsiveness	66%	75%	45%	82%	75%	64%
Respectfulness	74%	82%	79%	83%	79%	58%
Courtesy	74%	81%	79%	81%	83%	58%
Overall impression	68%	81%	79%	80%	78%	58%

Table 93: Question #21 by Area Within the County

What was your impression of the Adams County employee in your most recent contact? (Rate each characteristic below.) (Percent rating as "Excellent" or "Good")	Municipality or Unincorporated Area						
	Aurora	Commerce City	Northglenn	Thornton	Westminster	Other (Arvada, Bennett, Brighton, Federal Heights)	Unincorporated
Knowledge	100%	58%	75%	78%	88%	82%	71%
Responsiveness	16%	58%	90%	78%	90%	77%	66%
Respectfulness	93%	49%	78%	81%	88%	80%	74%
Courtesy	91%	52%	78%	74%	88%	80%	74%
Overall impression	93%	51%	78%	78%	87%	80%	68%

Table 94: Question #22 by Area Within the County

<p>Pretend for a moment that you are responsible for making decisions about service provisions in Adams County that require difficult trade-offs. Now say you have a total of 100 “importance” points that you can distribute among 6 service categories. Please give each category the number of points you think it deserves based on how important you think this is to the quality of community life in Adams County. The most important category should receive the largest number of points. (You must use all but not more than 100 points. You do not have to give points to every category. In fact, if you would like to assign all of the points to 1, 2 or 3 categories and 0 points to all of the others, you may do so). Average Number of Points</p>	Area of Adams County		Which best describes where you currently live?			
	Unincorporated Adams County	Incorporated Adams County	An urban area	A suburban area	A small town	A rural area
Community Services (includes development review, including long-range planning, fostering public / private partnerships, code enforcement, sustainability efforts to save taxpayer dollars and reduce the county’s impact on the environment, funds to help rehab a home or business, public health services including immunization clinics, mosquito control, open space, parks, trails, etc.)	18	17	14	19	18	16
Economic Development (includes attracting and retaining businesses and jobs)	14	16	12	16	14	15
Human Services (includes unemployment assistance, workforce training, child protection, adult protection, services for financially challenged families, Head Start, etc.)	14	19	23	17	18	14
Law Enforcement (includes Sheriff patrol, crime prevention, jail, District Attorney, prosecution, courts, etc.)	23	20	21	20	18	26
Public Services (includes maintaining official public records, Clerk and Recorder functions such as marriage licenses, elections, Assessor's valuation of property, Coroner, Treasurer, etc.)	11	11	10	10	12	12
Transportation Infrastructure (includes maintenance and construction of roads, bridges, drainage systems; snow removal, sidewalk construction, etc.)	20	18	20	18	18	18

Table 95: Question #22 by Area Within the County

<p>Pretend for a moment that you are responsible for making decisions about service provisions in Adams County that require difficult trade-offs. Now say you have a total of 100 “importance” points that you can distribute among 6 service categories. Please give each category the number of points you think it deserves based on how important you think this is to the quality of community life in Adams County. The most important category should receive the largest number of points. (You must use all but not more than 100 points. You do not have to give points to every category. In fact, if you would like to assign all of the points to 1, 2 or 3 categories and 0 points to all of the others, you may do so). Average Number of Points</p>	Municipality or Unincorporated Area						
	Aurora	Commerce City	Northglenn	Thornton	Westminster	Other (Arvada, Bennett, Brighton, Federal Heights)	Unincorporated
Community Services (includes development review, including long-range planning, fostering public / private partnerships, code enforcement, sustainability efforts to save taxpayer dollars and reduce the county’s impact on the environment, funds to help rehab a home or business, public health services including immunization clinics, mosquito control, open space, parks, trails, etc.)	9	16	17	20	17	22	18
Economic Development (includes attracting and retaining businesses and jobs)	10	14	14	16	17	14	14
Human Services (includes unemployment assistance, workforce training, child protection, adult protection, services for financially challenged families, Head Start, etc.)	23	10	23	20	17	19	14
Law Enforcement (includes Sheriff patrol, crime prevention, jail, District Attorney, prosecution, courts, etc.)	25	32	19	18	18	17	24
Public Services (includes maintaining official public records, Clerk and Recorder functions such as marriage licenses, elections, Assessor’s valuation of property, Coroner, Treasurer, etc.)	12	6	11	10	11	13	11
Transportation Infrastructure (includes maintenance and construction of roads, bridges, drainage systems; snow removal, sidewalk construction, etc.)	20	23	15	16	19	16	20

Table 96: Question #23 by Area Within the County

Please rate how well Adams County is currently doing in each of the following areas: (Percent rating as "Excellent" or "Good")	Area of Adams County		Which best describes where you currently live?			
	Unincorporated Adams County	Incorporated Adams County	An urban area	A suburban area	A small town	A rural area
Welcoming resident involvement	27%	41%	40%	40%	51%	18%
Being responsive to residents	34%	49%	53%	43%	47%	53%
Generally acting in the best interest of the community	36%	52%	41%	53%	39%	48%
Informing residents about issues facing the community	30%	39%	46%	34%	34%	48%
Accessibility of elected officials	26%	31%	20%	30%	34%	43%
Being open and transparent to the public	18%	35%	29%	33%	21%	37%
Giving residents a chance to express their views before making decisions	28%	41%	47%	37%	29%	41%
Being honest	27%	40%	40%	38%	24%	39%
Treating residents with fairness and respect	36%	51%	36%	53%	41%	41%

Table 97: Question #23 by Area Within the County

Please rate how well Adams County is currently doing in each of the following areas: (Percent rating as "Excellent" or "Good")	Municipality or Unincorporated Area						
	Aurora	Commerce City	Northglenn	Thornton	Westminster	Other (Arvada, Bennett, Brighton, Federal Heights)	Unincorporated
Welcoming resident involvement	43%	47%	14%	44%	38%	51%	27%
Being responsive to residents	40%	45%	40%	62%	36%	50%	34%
Generally acting in the best interest of the community	47%	29%	38%	71%	54%	24%	35%
Informing residents about issues facing the community	38%	47%	31%	67%	21%	23%	29%
Accessibility of elected officials	11%	34%	26%	54%	19%	14%	26%
Being open and transparent to the public	9%	24%	21%	60%	30%	17%	17%
Giving residents a chance to express their views before making decisions	46%	42%	23%	61%	27%	14%	27%
Being honest	16%	51%	19%	64%	33%	14%	26%
Treating residents with fairness and respect	23%	35%	28%	72%	53%	33%	36%

Table 98: Question #24 by Area Within the County

How familiar are you with the Open Adams reform measures that Adams County is undertaking?	Area of Adams County		Which best describes where you currently live?			
	Unincorporated Adams County	Incorporated Adams County	An urban area	A suburban area	A small town	A rural area
Very familiar	1%	2%	1%	2%	3%	2%
Somewhat familiar	12%	10%	21%	6%	28%	12%
A little bit familiar	16%	21%	38%	17%	18%	11%
Not at all familiar	71%	66%	40%	74%	51%	75%
Total	100%	100%	100%	100%	100%	100%

Table 99: Question #24 by Area Within the County

How familiar are you with the Open Adams reform measures that Adams County is undertaking?	Municipality or Unincorporated Area						
	Aurora	Commerce City	Northglenn	Thornton	Westminster	Other (Arvada, Bennett, Brighton, Federal Heights)	Unincorporated
Very familiar	1%	0%	3%	0%	4%	4%	1%
Somewhat familiar	2%	22%	21%	17%	3%	8%	12%
A little bit familiar	74%	3%	6%	13%	17%	30%	16%
Not at all familiar	23%	75%	70%	71%	76%	58%	71%
Total	100%	100%	100%	100%	100%	100%	100%

Table 100: Question #25 by Area Within the County

In general, how well do you think Adams County is doing on implementing the reform measures?	Area of Adams County		Which best describes where you currently live?			
	Unincorporated Adams County	Incorporated Adams County	An urban area	A suburban area	A small town	A rural area
Excellent	0%	3%	11%	1%	0%	0%
Good	6%	10%	15%	6%	37%	5%
Fair	16%	12%	27%	10%	8%	15%
Poor	5%	3%	1%	3%	5%	6%
Don't know	72%	71%	46%	80%	51%	74%
Total	100%	100%	100%	100%	100%	100%

Table 101: Question #25 by Area Within the County

In general, how well do you think Adams County is doing on implementing the reform measures?	Municipality or Unincorporated Area						
	Aurora	Commerce City	Northglenn	Thornton	Westminster	Other (Arvada, Bennett, Brighton, Federal Heights)	Unincorporated
Excellent	0%	0%	0%	8%	2%	0%	0%
Good	30%	5%	15%	7%	4%	19%	6%
Fair	38%	3%	14%	12%	5%	19%	16%
Poor	3%	4%	0%	0%	5%	5%	5%
Don't know	29%	89%	71%	72%	84%	57%	72%
Total	100%	100%	100%	100%	100%	100%	100%

Table 102: Question #27 by Area Within the County

Were you looking for work at any time during the last 2 years?	Area of Adams County		Which best describes where you currently live?			
	Unincorporated Adams County	Incorporated Adams County	An urban area	A suburban area	A small town	A rural area
No	80%	71%	55%	74%	76%	96%
Yes	20%	29%	45%	26%	24%	4%
Total	100%	100%	100%	100%	100%	100%

Table 103: Question #27 by Area Within the County

Were you looking for work at any time during the last 2 years?	Municipality or Unincorporated Area						
	Aurora	Commerce City	Northglenn	Thornton	Westminster	Other (Arvada, Bennett, Brighton, Federal Heights)	Unincorporated
No	36%	67%	83%	81%	65%	92%	80%
Yes	64%	33%	17%	19%	35%	8%	20%
Total	100%	100%	100%	100%	100%	100%	100%

Table 104: Question #28 by Area Within the County

Did you use any of the job seeker services at the Adams County Workforce & Business Center?	Area of Adams County		Which best describes where you currently live?			
	Unincorporated Adams County	Incorporated Adams County	An urban area	A suburban area	A small town	A rural area
No	49%	48%	23%	58%	73%	73%
Yes	51%	52%	77%	42%	27%	27%
Total	100%	100%	100%	100%	100%	100%

* Note: Question only asked of those who had been looking for work during the last 2 years.

Table 105: Question #28 by Area Within the County

Did you use any of the job seeker services at the Adams County Workforce & Business Center?	Municipality or Unincorporated Area						
	Aurora	Commerce City	Northglenn	Thornton	Westminster	Other (Arvada, Bennett, Brighton, Federal Heights)	Unincorporated
No	1%	46%	96%	50%	68%	72%	49%
Yes	99%	54%	4%	50%	32%	28%	51%
Total	100%	100%	100%	100%	100%	100%	100%

* Note: Question only asked of those who had been looking for work during the last 2 years.

Table 106: Question #28a by Area Within the County

Why not?	Area of Adams County		Which best describes where you currently live?			
	Unincorporated Adams County	Incorporated Adams County	An urban area	A suburban area	A small town	A rural area
Didn't know about them	63%	63%	57%	62%	91%	0%
Didn't think they would help me	27%	22%	32%	23%	0%	50%
Too difficult to access	0%	10%	0%	11%	0%	0%
Other	10%	12%	22%	9%	9%	50%

** Note: Percents add to more than 100% as respondents could choose more than one reason.
 Question only asked of those who had been looking for work during the last 2 years and who had not used job seeker services at the Adams County Workforce & Business Center.
 Tests of statistical significance could not be performed*

Table 107: Question #28a by Area Within the County

Why not?	Municipality or Unincorporated Area						
	Aurora	Commerce City	Northglenn	Thornton	Westminster	Other (Arvada, Bennett, Brighton, Federal Heights)	Unincorporated
Didn't know about them	100%	70%	38%	18%	77%	100%	63%
Didn't think they would help me	0%	30%	30%	29%	19%	0%	27%
Too difficult to access	0%	0%	0%	49%	1%	0%	0%
Other	0%	25%	32%	26%	4%	0%	10%

** Note: Percents add to more than 100% as respondents could choose more than one reason.
 Question only asked of those who had been looking for work during the last 2 years and who had not used job seeker services at the Adams County Workforce & Business Center.
 Tests of statistical significance could not be performed*

Table 108: Question #28b by Area Within the County

How would you rate the quality of the services provided?	Area of Adams County		Which best describes where you currently live?			
	Unincorporated Adams County	Incorporated Adams County	An urban area	A suburban area	A small town	A rural area
Excellent	17%	45%	49%	33%	22%	0%
Good	26%	33%	51%	12%	0%	100%
Fair	15%	4%	0%	10%	44%	0%
Poor	43%	18%	0%	46%	34%	0%
Total	100%	100%	100%	100%	100%	100%

**Note: Only asked of those who had been looking for work during the last 2 years and who had used job seeker services at the Adams County Workforce & Business Center.*

Table 109: Question #28b by Area Within the County

How would you rate the quality of the services provided?	Municipality or Unincorporated Area						
	Aurora	Commerce City	Northglenn	Thornton	Westminster	Other (Arvada, Bennett, Brighton, Federal Heights)	Unincorporated
Excellent	58%	0%	0%	56%	19%	0%	17%
Good	42%	72%	0%	35%	0%	0%	26%
Fair	0%	28%	100%	4%	0%	100%	15%
Poor	0%	0%	0%	5%	81%	0%	43%
Total	100%	100%	100%	100%	100%	100%	100%

**Note: Only asked of those who had been looking for work during the last 2 years and who had used job seeker services at the Adams County Workforce & Business Center.*

Crosstabulations of Selected Survey Results by Respondent Demographics

Sex

- Men rated their overall quality of life higher than women and also tended to rate the various services provided by Adams County (e.g., drainage and storm sewer infrastructure, employment assistance programs and motor vehicle registration) more positively than women.
- Men were more likely to rate the overall direction of Adams County as good while women were more likely to rate it as fair.
- When allocating “importance” points across service areas, women tended to place more points into Human Services while men tended to place more points in Transportation Infrastructure.

Age

- Ratings of respondents’ neighborhood as a place to live and Adams County as a place to retire increased with age.
- The oldest respondents were more likely than younger respondent to rate potential areas of concern (e.g., graffiti, environmental hazards) as moderate or major problems in Adams County.
- When allocating “importance” points across service areas, respondents ages 18 to 34 tended to place more points into Human Services while those ages 35 and over tended to place more points in Law Enforcement.

Race/Ethnicity

- Non-Hispanic White respondents rated the sense of community lower than respondents of other races/ethnicities, but rated the openness and acceptance of the community toward people of diverse backgrounds higher than Other respondents.
- Other respondents tended to rate the various services provided by Adams County (e.g., community development, drainage and storm sewer infrastructure and emergency management) lower than non-Hispanic White respondents.
- Other respondents were more likely than non-Hispanic White respondents to have sought services at the Adams County Workforce and Business Center.

Length of residency

- Respondents who had lived in the County between 6 and 10 years tended to rate the various aspects of quality of life (e.g., Adams County as a place to raise children, work and live) higher than those who had been in the county for less than 6 years or more than 10 years.
- As the length of residency of respondents increased, so did the extent to which they viewed potential areas of concern (e.g., violent crime, property crimes and environmental hazards) as moderate or major problems.
- Respondents who had lived in the county for 11 to 20 years were more likely to prefer residential and commercial development to be more dense while those who had been in the county for the shortest (5 years or less) and the longest (more than 20 years) were more likely to prefer housing to be on larger lots and buildings to be spread out, similar to the “typical” suburban neighborhoods and shopping areas.

Table 110: Question #1 by Respondent Sex, Age, Race/Ethnicity and Length of Residency in Adams County

Please rate each of the following aspects of quality of life in Adams County: (Percent rating as "Excellent" or "Good")	Sex		Age			Race/Ethnicity		How many years have you lived in Adams County?			
	Male	Female	18-34	35-54	55+	Non-Hispanic White	Other	5 years or less	6 to 10 years	11 to 20 years	more than 20 years
Adams County as a place to live	77%	71%	75%	72%	76%	79%	66%	70%	91%	66%	77%
Your neighborhood as a place to live	64%	63%	54%	67%	70%	62%	68%	64%	60%	71%	65%
Adams County as a place to raise children	64%	64%	68%	63%	62%	67%	59%	66%	81%	57%	63%
Adams County as a place to work	49%	45%	41%	50%	51%	49%	44%	53%	64%	29%	52%
Adams County as a place to start and/or operate a business	46%	38%	51%	36%	43%	43%	43%	52%	66%	25%	43%
Adams County as a place to retire	55%	49%	41%	52%	59%	52%	55%	55%	67%	37%	54%
The overall quality of life in Adams County	72%	62%	64%	73%	63%	68%	67%	59%	83%	63%	64%

Table 111: Question #3 by Respondent Sex, Age, Race/Ethnicity and Length of Residency in Adams County

Please rate each of the following characteristics as they relate to Adams County as a whole: (Percent rating as "Excellent" or "Good")	Sex		Age			Race/Ethnicity		How many years have you lived in Adams County?			
	Male	Female	18-34	35-54	55+	Non-Hispanic White	Other	5 years or less	6 to 10 years	11 to 20 years	more than 20 years
Sense of personal safety	69%	64%	59%	70%	68%	64%	70%	71%	57%	60%	68%
Emergency response times (fire, ambulance, sheriff, etc.)	78%	82%	69%	83%	85%	76%	87%	80%	64%	93%	80%
Sense of community	39%	53%	32%	57%	50%	41%	58%	47%	46%	52%	48%
Openness and acceptance of the community toward people of diverse backgrounds	67%	62%	79%	56%	63%	71%	55%	80%	78%	61%	55%
Overall appearance of Adams County	53%	50%	47%	56%	52%	50%	55%	55%	54%	45%	57%
Overall quality of new development in unincorporated Adams County	51%	48%	56%	48%	48%	54%	46%	58%	75%	35%	45%
Variety of housing options	64%	55%	63%	62%	53%	61%	58%	66%	62%	52%	55%
Overall quality of business and service establishments in Adams County	61%	54%	50%	67%	55%	54%	66%	62%	53%	64%	52%
Shopping opportunities	64%	57%	73%	59%	52%	66%	54%	69%	76%	64%	50%
Opportunities to attend cultural activities	41%	40%	41%	34%	50%	42%	40%	40%	45%	33%	47%
Recreational opportunities	64%	63%	67%	62%	62%	64%	63%	62%	84%	61%	53%
Opportunities to participate in outdoor recreation or enjoy nature	69%	61%	71%	64%	61%	67%	63%	64%	86%	54%	57%
Employment opportunities	30%	35%	38%	31%	33%	31%	37%	45%	17%	33%	34%
Educational opportunities	38%	45%	42%	37%	49%	42%	44%	45%	49%	38%	44%

Please rate each of the following characteristics as they relate to Adams County as a whole: (Percent rating as "Excellent" or "Good")	Sex		Age			Race/Ethnicity		How many years have you lived in Adams County?			
	Male	Female	18-34	35-54	55+	Non-Hispanic White	Other	5 years or less	6 to 10 years	11 to 20 years	more than 20 years
Opportunities to participate in community matters	55%	48%	58%	45%	55%	59%	42%	58%	64%	41%	52%
Ease of car travel in Adams County	59%	63%	67%	55%	64%	66%	54%	59%	77%	61%	58%
Ease of bus travel in Adams County	39%	52%	58%	43%	43%	46%	51%	58%	52%	43%	39%
Availability of paths and walking trails	73%	62%	75%	63%	65%	68%	66%	75%	76%	60%	59%
Traffic flow on major streets	48%	38%	62%	29%	43%	50%	31%	57%	57%	28%	39%
Availability of affordable quality housing	54%	46%	67%	41%	47%	57%	42%	69%	55%	41%	44%
Availability of affordable quality child care	48%	34%	51%	38%	34%	47%	34%	58%	33%	39%	32%
Availability of affordable quality health care	46%	46%	48%	37%	55%	51%	41%	50%	56%	46%	44%
Availability of recycling services	49%	49%	53%	44%	51%	55%	39%	63%	46%	34%	54%
Drinking water quality	67%	63%	81%	54%	64%	70%	57%	75%	62%	62%	59%
Overall image or reputation of Adams County	58%	52%	59%	59%	48%	53%	60%	51%	71%	54%	48%

Table 112: Question #4 by Respondent Sex, Age, Race/Ethnicity and Length of Residency in Adams County

How prepared are you and your household for a disaster or emergency (e.g., flood, tornado, blizzard, etc.)?	Sex		Age			Race/Ethnicity		How many years have you lived in Adams County?			
	Male	Female	18-34	35-54	55+	Non-Hispanic White	Other	5 years or less	6 to 10 years	11 to 20 years	more than 20 years
Very prepared	7%	6%	2%	9%	7%	6%	7%	3%	8%	7%	8%
Somewhat prepared	45%	39%	40%	34%	54%	46%	36%	53%	43%	32%	43%
A little bit prepared	34%	37%	41%	37%	28%	35%	36%	31%	35%	52%	32%
Not at all prepared	14%	18%	17%	20%	11%	13%	20%	14%	14%	9%	16%
Total	100%	100%	100%	100%	100%	100%	100%	100%	100%	100%	100%

Table 113: Question #5 by Respondent Sex, Age, Race/Ethnicity and Length of Residency in Adams County

To what degree, if at all, are each of the following a problem in Adams County? (Percent rating as "Major" or "Moderate Problem")	Sex		Age			Race/Ethnicity		How many years have you lived in Adams County?			
	Male	Female	18-34	35-54	55+	Non-Hispanic White	Other	5 years or less	6 to 10 years	11 to 20 years	more than 20 years
Run down buildings, weed lots or junk vehicles	53%	49%	43%	50%	58%	50%	50%	33%	50%	50%	59%
Graffiti	50%	44%	41%	46%	56%	48%	46%	25%	51%	46%	58%
Violent crime (e.g., sexual assault, robbery)	48%	55%	43%	52%	59%	49%	56%	33%	45%	77%	56%
Property crimes (e.g., burglary, theft)	58%	56%	49%	55%	67%	56%	57%	34%	62%	74%	62%
Environmental hazards, including toxic waste	33%	38%	18%	36%	46%	30%	41%	17%	24%	39%	48%
Weeds and other noxious or invasive plants in open lands	51%	54%	32%	55%	64%	49%	57%	36%	37%	65%	58%
Child abuse and neglect	42%	51%	19%	61%	48%	41%	52%	25%	25%	75%	48%
Neglect, exploitation or mistreatment of at-risk adults	34%	49%	18%	51%	50%	42%	45%	24%	19%	73%	50%

Table 114: Question #6 by Respondent Sex, Age, Race/Ethnicity and Length of Residency in Adams County

How well is Adams County retaining existing businesses and attracting new businesses?	Sex		Age			Race/Ethnicity		How many years have you lived in Adams County?			
	Male	Female	18-34	35-54	55+	Non-Hispanic White	Other	5 years or less	6 to 10 years	11 to 20 years	more than 20 years
Excellent	2%	0%	0%	1%	3%	1%	2%	3%	1%	0%	1%
Good	19%	18%	19%	18%	20%	21%	17%	21%	23%	18%	18%
Fair	23%	21%	14%	24%	27%	23%	19%	18%	17%	29%	25%
Poor	16%	10%	12%	12%	13%	10%	17%	11%	4%	3%	19%
Don't Know	39%	48%	55%	42%	33%	44%	41%	47%	50%	48%	35%
It is not the job of Adams County to retain and attract businesses	1%	3%	0%	3%	3%	2%	3%	1%	6%	1%	2%
Total	100%	100%	100%	100%	100%	100%	100%	100%	100%	100%	100%

Table 115: Question #8 by Respondent Sex, Age, Race/Ethnicity and Length of Residency in Adams County

Please tell us where most future development in Adams County should be located. (Please check only one.)	Sex		Age			Race/Ethnicity		How many years have you lived in Adams County?			
	Male	Female	18-34	35-54	55+	Non-Hispanic White	Other	5 years or less	6 to 10 years	11 to 20 years	more than 20 years
Within already developed communities with available buildings or unused land	74%	76%	73%	78%	75%	78%	70%	76%	74%	83%	71%
On open land at the edges of existing cities and towns	23%	19%	23%	17%	23%	19%	25%	19%	22%	17%	25%
On rural land	3%	5%	4%	5%	2%	3%	4%	6%	4%	1%	4%
Total	100%	100%	100%	100%	100%	100%	100%	100%	100%	100%	100%

Table 116: Question #9 by Respondent Sex, Age, Race/Ethnicity and Length of Residency in Adams County

What type of new development density would you be most interested in seeing in unincorporated Adams County?	Sex		Age			Race/Ethnicity		How many years have you lived in Adams County?			
	Male	Female	18-34	35-54	55+	Non-Hispanic White	Other	5 years or less	6 to 10 years	11 to 20 years	more than 20 years
Housing should be on larger lots and buildings should be spread out, similar to the “typical” suburban neighborhoods and shopping areas	52%	55%	53%	47%	64%	57%	50%	66%	36%	35%	64%
Residential and commercial development should be more dense, and close to each other, making it easier to walk from place to place	32%	33%	27%	41%	28%	29%	37%	27%	35%	56%	25%
Housing and commercial development on very large lots within rural areas	16%	11%	20%	11%	9%	14%	13%	8%	29%	9%	11%
Total	100%	100%	100%	100%	100%	100%	100%	100%	100%	100%	100%

Table 117: Question #10 by Respondent Sex, Age, Race/Ethnicity and Length of Residency in Adams County

Do you think the costs of new development should be paid for by the residents of new development, or should the county use general taxes to assist with the development?	Sex		Age			Race/Ethnicity		How many years have you lived in Adams County?			
	Male	Female	18-34	35-54	55+	Non-Hispanic White	Other	5 years or less	6 to 10 years	11 to 20 years	more than 20 years
Development should pay for itself	56%	37%	57%	32%	53%	56%	28%	52%	59%	30%	46%
General county tax dollars should fund development	4%	12%	17%	4%	4%	6%	13%	10%	14%	1%	8%
Some of the costs for development should be paid by general county taxes	27%	30%	10%	48%	25%	22%	43%	16%	17%	61%	25%
Don't know	13%	20%	16%	16%	17%	17%	16%	23%	11%	8%	20%
Total	100%	100%	100%	100%	100%	100%	100%	100%	100%	100%	100%

Table 118: Question #11 by Respondent Sex, Age, Race/Ethnicity and Length of Residency in Adams County

Please rate the quality of each of the following services provided by other agencies (i.e., special districts and metro districts), not by Adams County. (Percent rating as "Excellent" or "Good")	Sex		Age			Race/Ethnicity		How many years have you lived in Adams County?			
	Male	Female	18-34	35-54	55+	Non-Hispanic White	Other	5 years or less	6 to 10 years	11 to 20 years	more than 20 years
Public school districts	60%	47%	52%	50%	60%	61%	45%	54%	72%	44%	58%
Fire services	91%	87%	96%	91%	83%	92%	85%	90%	95%	89%	86%
Water and sanitation services	81%	79%	87%	82%	74%	80%	81%	77%	82%	82%	79%
Street and drainage maintenance services	65%	61%	73%	61%	57%	67%	58%	64%	77%	68%	59%
Library services	76%	80%	76%	79%	81%	83%	73%	61%	92%	92%	82%
Park and recreation services	77%	86%	93%	79%	73%	84%	78%	83%	92%	93%	73%

Table 119: Question #12 by Respondent Sex, Age, Race/Ethnicity and Length of Residency in Adams County

Please rate the quality of each of the following services provided by Adams County: (Percent rating as "Excellent" or "Good")	Sex		Age			Race/Ethnicity		How many years have you lived in Adams County?			
	Male	Female	18-34	35-54	55+	Non-Hispanic White	Other	5 years or less	6 to 10 years	11 to 20 years	more than 20 years
Adams County open space, parks and trails system	82%	72%	84%	74%	72%	81%	70%	85%	87%	69%	68%
Animal Shelter / Adoption Center	53%	65%	58%	59%	65%	61%	60%	66%	60%	70%	60%
Building permits and inspections	50%	50%	58%	45%	53%	55%	48%	66%	58%	41%	47%
Collection of property taxes	50%	60%	62%	46%	62%	61%	49%	53%	57%	45%	62%
Community development (build the capacity of citizen groups and community organizations so they may enhance the economic, social, environmental and cultural well-being of our communities)	34%	33%	27%	34%	40%	41%	27%	38%	44%	25%	38%
County courts	54%	51%	38%	57%	59%	55%	52%	49%	50%	64%	54%
Development standards and regulations (sets standards and regulations for the unincorporated areas of the county to guide development to protect and promote the public health, safety, and general welfare of the county)	50%	40%	60%	44%	43%	52%	39%	59%	66%	25%	43%
Drainage and storm sewer infrastructure (adequate to handle storm events and prevent flooding) in unincorporated Adams County	65%	33%	64%	41%	48%	62%	29%	57%	69%	42%	46%
Economic development (identify and encourage investments by businesses, creating new jobs)	35%	21%	25%	29%	31%	32%	24%	24%	45%	26%	27%
Elections and voter registrations	60%	59%	56%	57%	64%	66%	50%	51%	59%	63%	68%
Emergency management (coordinates the efforts in coping with emergencies, disasters and terrorist threats by preparing, responding, recovering and mitigating incidents)	56%	42%	46%	48%	54%	64%	30%	47%	56%	48%	49%
Employment assistance programs through the Workforce & Business Center	49%	26%	34%	43%	35%	48%	30%	45%	45%	30%	27%
Enforcement of county codes, ordinances and regulations (building codes, zoning and development regulations, Blight Ordinance enforcement for the removal of junk and weeds, graffiti removal)	36%	34%	44%	32%	37%	40%	30%	64%	32%	32%	32%
Housing assistance services (emergency housing, rental assistance, down payment assistance for first-time home buyers, etc.)	42%	32%	58%	26%	36%	42%	36%	63%	43%	22%	29%

Please rate the quality of each of the following services provided by Adams County: (Percent rating as "Excellent" or "Good")	Sex		Age			Race/Ethnicity		How many years have you lived in Adams County?			
	Male	Female	18-34	35-54	55+	Non-Hispanic White	Other	5 years or less	6 to 10 years	11 to 20 years	more than 20 years
Long range planning (administers and updates the Comprehensive Long Range Plan, coordinates with both local and regional stakeholders in planning for the current and future needs of the county)	42%	35%	47%	31%	44%	52%	27%	35%	48%	31%	44%
Motor vehicle registration	59%	48%	47%	56%	58%	53%	56%	49%	62%	54%	56%
Online (internet) property lookup	64%	46%	51%	58%	58%	63%	44%	41%	75%	43%	61%
Public records and documents searches	63%	45%	54%	56%	57%	63%	44%	64%	60%	34%	61%
Roadway maintenance of paved and graveled roads in unincorporated Adams County	44%	22%	40%	29%	34%	38%	25%	39%	40%	25%	35%
Services provided to financially challenged families, programs like Temporary Assistance to Needy Families (TANF), Military Assistance Program, Food Assistance (SNAP/Food Stamps), etc.	37%	38%	53%	30%	40%	48%	33%	62%	35%	29%	40%
Services provided to protect children suspected of being abused or neglected	36%	36%	40%	36%	39%	42%	34%	49%	37%	29%	46%
Services provided to vulnerable adults suspected of being abused or neglected	45%	38%	55%	42%	40%	46%	40%	49%	44%	30%	47%
Sheriff services	59%	53%	58%	52%	60%	63%	48%	75%	47%	55%	60%
Snow and ice removal in unincorporated Adams County	44%	34%	45%	36%	36%	43%	30%	60%	34%	29%	36%
Traffic control (street lights, signs, etc.) in unincorporated Adams County	56%	44%	59%	47%	50%	58%	38%	64%	55%	37%	53%

Table 120: Question #13 by Respondent Sex, Age, Race/Ethnicity and Length of Residency in Adams County

Looking at the services in Question 12, which FIVE (5) services do you think are MOST important for maintaining and improving the quality of life in Adams County?	Sex		Age			Race/Ethnicity		How many years have you lived in Adams County?			
	Male	Female	18-34	35-54	55+	Non-Hispanic White	Other	5 years or less	6 to 10 years	11 to 20 years	more than 20 years
Adams County open space, parks and trails system	44%	28%	59%	26%	25%	47%	16%	44%	49%	35%	25%
Animal Shelter / Adoption Center	19%	7%	24%	6%	10%	17%	6%	10%	33%	7%	7%
Building permits and inspections	7%	7%	8%	6%	8%	4%	13%	12%	4%	1%	10%
Collection of property taxes	11%	5%	5%	10%	8%	8%	8%	11%	10%	6%	6%
Community development (build the capacity of citizen groups and community organizations so they may enhance the economic, social, environmental and cultural well-being of our communities)	18%	18%	16%	23%	15%	17%	20%	24%	12%	14%	14%
County courts	11%	19%	13%	17%	14%	10%	23%	17%	2%	29%	15%
Development standards and regulations (sets standards and regulations for the unincorporated areas of the county to guide development to protect and promote the public health, safety, and general welfare of the county)	24%	13%	17%	14%	24%	21%	13%	21%	11%	16%	23%
Drainage and storm sewer infrastructure (adequate to handle storm events and prevent flooding) in unincorporated Adams County	21%	19%	12%	22%	24%	19%	20%	18%	14%	25%	22%
Economic development (identify and encourage investments by businesses, creating new jobs)	32%	31%	19%	33%	40%	28%	38%	33%	20%	31%	31%
Elections and voter registrations	8%	5%	7%	4%	12%	9%	5%	7%	3%	5%	13%
Emergency management (coordinates the efforts in coping with emergencies, disasters and terrorist threats by preparing, responding, recovering and mitigating incidents)	39%	26%	32%	38%	27%	29%	39%	13%	51%	26%	33%
Employment assistance programs through the Workforce & Business Center	11%	18%	8%	16%	19%	11%	20%	13%	5%	7%	26%
Enforcement of county codes, ordinances and regulations (building codes, zoning and development regulations, Blight Ordinance enforcement for the removal of junk and weeds, graffiti removal)	42%	22%	36%	23%	36%	37%	21%	27%	44%	22%	34%
Housing assistance services (emergency housing, rental assistance, down payment assistance for first-time home buyers, etc.)	13%	26%	15%	28%	16%	18%	25%	9%	24%	36%	18%

Looking at the services in Question 12, which FIVE (5) services do you think are MOST important for maintaining and improving the quality of life in Adams County?	Sex		Age			Race/Ethnicity		How many years have you lived in Adams County?			
	Male	Female	18-34	35-54	55+	Non-Hispanic White	Other	5 years or less	6 to 10 years	11 to 20 years	more than 20 years
Long range planning (administers and updates the Comprehensive Long Range Plan, coordinates with both local and regional stakeholders in planning for the current and future needs of the county)	29%	27%	38%	20%	28%	32%	20%	36%	32%	19%	27%
Motor vehicle registration	9%	11%	2%	10%	19%	12%	7%	5%	3%	9%	21%
Online (internet) property lookup	0%	3%	1%	3%	0%	1%	3%	2%	0%	6%	1%
Public records and documents searches	2%	8%	8%	2%	6%	1%	13%	14%	0%	3%	4%
Roadway maintenance of paved and graveled roads in unincorporated Adams County	41%	48%	39%	58%	38%	40%	54%	52%	40%	46%	39%
Services provided to financially challenged families, programs like Temporary Assistance to Needy Families (TANF), Military Assistance Program, Food Assistance (SNAP/Food Stamps), etc.	15%	20%	14%	24%	14%	11%	29%	14%	19%	17%	13%
Services provided to protect children suspected of being abused or neglected	18%	34%	27%	28%	21%	25%	27%	21%	31%	40%	19%
Services provided to vulnerable adults suspected of being abused or neglected	6%	21%	7%	18%	12%	10%	17%	11%	7%	33%	9%
Sheriff services	36%	20%	40%	21%	24%	33%	18%	21%	41%	13%	35%
Snow and ice removal in unincorporated Adams County	15%	35%	32%	21%	25%	32%	15%	32%	25%	22%	26%
Traffic control (street lights, signs, etc.) in unincorporated Adams County	15%	16%	13%	17%	16%	16%	15%	17%	14%	22%	12%

Note: Percents add to more than 100% as respondents could choose up to five services; tests of statistical significance could not be performed

Table 121: Question #14 by Respondent Sex, Age, Race/Ethnicity and Length of Residency in Adams County

Looking at the services in Question 12, which FIVE (5) services do you think are LEAST important for maintaining and improving the quality of life in Adams County?	Sex		Age			Race/Ethnicity		How many years have you lived in Adams County?			
	Male	Female	18-34	35-54	55+	Non-Hispanic White	Other	5 years or less	6 to 10 years	11 to 20 years	more than 20 years
Adams County open space, parks and trails system	15%	18%	13%	16%	19%	12%	23%	23%	13%	17%	15%
Animal Shelter / Adoption Center	33%	16%	18%	28%	26%	24%	26%	34%	19%	28%	21%
Building permits and inspections	14%	33%	16%	32%	19%	17%	35%	15%	19%	41%	23%
Collection of property taxes	18%	20%	23%	20%	12%	17%	22%	18%	8%	16%	20%
Community development (build the capacity of citizen groups and community organizations so they may enhance the economic social, environmental and cultural well-being of our communities)	19%	13%	12%	19%	18%	16%	14%	9%	20%	7%	25%
County courts	14%	6%	8%	9%	14%	10%	10%	14%	7%	9%	11%
Development standards and regulations (sets standards and regulations for the unincorporated areas of the county to guide development to protect and promote the public health, safety, and general welfare of the county)	12%	26%	13%	25%	18%	13%	30%	9%	7%	38%	25%
Drainage and storm sewer infrastructure (adequate to handle storm events and prevent flooding) in unincorporated Adams County	5%	4%	2%	6%	6%	6%	2%	2%	3%	2%	10%
Economic development (identify and encourage investments by businesses, creating new jobs).	17%	28%	25%	21%	20%	17%	30%	31%	17%	34%	14%
Elections and voter registrations	25%	32%	26%	34%	25%	28%	31%	24%	29%	41%	27%
Emergency management (coordinates the efforts in coping with emergencies, disasters and terrorist threats by preparing, responding, recovering and mitigating incidents)	9%	2%	9%	3%	6%	8%	2%	9%	8%	1%	6%
Employment assistance programs through the Workforce & Business Center	9%	8%	8%	9%	9%	10%	5%	12%	4%	15%	7%
Enforcement of county codes, ordinances and regulations (building codes, zoning and development regulations, Blight Ordinance enforcement for the removal of junk and weeds, graffiti removal)	8%	11%	12%	10%	8%	13%	5%	15%	13%	12%	5%
Housing assistance services (emergency housing, rental assistance, down payment assistance for first-time home buyers, etc.)	21%	16%	21%	14%	22%	24%	9%	26%	15%	18%	19%

Looking at the services in Question 12, which FIVE (5) services do you think are LEAST important for maintaining and improving the quality of life in Adams County?	Sex		Age			Race/Ethnicity		How many years have you lived in Adams County?			
	Male	Female	18-34	35-54	55+	Non-Hispanic White	Other	5 years or less	6 to 10 years	11 to 20 years	more than 20 years
Long range planning (administers and updates the Comprehensive Long Range Plan, coordinates with both local and regional stakeholders in planning for the current and future needs of the county)	17%	23%	17%	26%	15%	13%	32%	7%	16%	18%	24%
Motor vehicle registration	21%	18%	11%	25%	19%	14%	29%	20%	16%	2%	21%
Online (internet) property lookup	58%	44%	50%	49%	54%	59%	36%	40%	66%	36%	51%
Public records and documents searches	52%	48%	56%	45%	49%	51%	49%	48%	60%	47%	41%
Roadway maintenance of paved and graveled roads in unincorporated Adams County	3%	7%	4%	4%	8%	7%	3%	3%	4%	9%	7%
Services provided to financially challenged families, programs like Temporary Assistance to Needy Families (TANF), Military Assistance Program, Food Assistance (SNAP/Food Stamps), etc.	18%	11%	20%	16%	8%	20%	6%	29%	13%	8%	10%
Services provided to protect children suspected of being abused or neglected	4%	1%	0%	6%	2%	2%	3%	1%	2%	2%	5%
Services provided to vulnerable adults suspected of being abused or neglected	7%	11%	11%	9%	7%	10%	6%	14%	4%	6%	11%
Sheriff services	4%	7%	3%	5%	8%	4%	8%	5%	4%	8%	7%
Snow and ice removal in unincorporated Adams County	13%	8%	11%	9%	11%	13%	8%	10%	7%	12%	15%
Traffic control (street lights, signs, etc.) in unincorporated Adams County	7%	16%	8%	12%	16%	10%	15%	5%	14%	9%	18%

Note: Percents add to more than 100% as respondents could choose up to five services; tests of statistical significance could not be performed

Table 122: Question #15 by Respondent Sex, Age, Race/Ethnicity and Length of Residency in Adams County

Overall, how would you rate the quality of the services provided by Adams County?	Sex		Age			Race/Ethnicity		How many years have you lived in Adams County?			
	Male	Female	18-34	35-54	55+	Non-Hispanic White	Other	5 years or less	6 to 10 years	11 to 20 years	more than 20 years
Excellent	6%	8%	15%	3%	5%	5%	10%	15%	3%	7%	4%
Good	58%	39%	52%	48%	45%	54%	38%	52%	58%	39%	50%
Fair	28%	42%	26%	41%	37%	33%	40%	25%	29%	53%	32%
Poor	5%	6%	7%	3%	5%	4%	6%	6%	3%	1%	9%
Don't know	3%	6%	0%	5%	8%	4%	5%	3%	6%	1%	6%
Total	100%	100%	100%	100%	100%	100%	100%	100%	100%	100%	100%

Table 123: Question #16 by Respondent Sex, Age, Race/Ethnicity and Length of Residency in Adams County

How would you rate the value of services you receive from Adams County for the taxes paid?	Sex		Age			Race/Ethnicity		How many years have you lived in Adams County?			
	Male	Female	18-34	35-54	55+	Non-Hispanic White	Other	5 years or less	6 to 10 years	11 to 20 years	more than 20 years
Excellent	5%	2%	5%	2%	4%	4%	3%	7%	5%	2%	2%
Good	38%	31%	39%	37%	28%	33%	37%	36%	40%	41%	30%
Fair	35%	37%	24%	39%	44%	34%	40%	23%	38%	50%	39%
Poor	11%	16%	19%	9%	14%	16%	9%	18%	14%	4%	17%
Don't know	11%	14%	13%	14%	10%	13%	12%	17%	3%	4%	12%
Total	100%	100%	100%	100%	100%	100%	100%	100%	100%	100%	100%

Table 124: Question #17 by Respondent Sex, Age, Race/Ethnicity and Length of Residency in Adams County

How informed would you say you are about the job Adams County government is doing?	Sex		Age			Race/Ethnicity		How many years have you lived in Adams County?			
	Male	Female	18-34	35-54	55+	Non-Hispanic White	Other	5 years or less	6 to 10 years	11 to 20 years	more than 20 years
Very well informed	5%	1%	0%	4%	3%	2%	4%	2%	1%	0%	5%
Informed	17%	9%	10%	13%	17%	15%	11%	12%	12%	11%	18%
Somewhat informed	42%	48%	50%	43%	42%	45%	45%	42%	63%	56%	35%
Hardly informed at all	25%	30%	28%	26%	29%	28%	27%	30%	19%	28%	32%
Don't Know	11%	12%	12%	13%	9%	11%	13%	14%	5%	5%	10%
Total	100%	100%	100%	100%	100%	100%	100%	100%	100%	100%	100%

Table 125: Question #18 by Respondent Sex, Age, Race/Ethnicity and Length of Residency in Adams County

How much of the time do you think you can trust Adams County government to do what is right?	Sex		Age			Race/Ethnicity		How many years have you lived in Adams County?			
	Male	Female	18-34	35-54	55+	Non-Hispanic White	Other	5 years or less	6 to 10 years	11 to 20 years	more than 20 years
Always	5%	1%	4%	2%	4%	2%	4%	8%	1%	1%	2%
Most of the time	51%	34%	54%	40%	34%	40%	46%	46%	61%	36%	32%
Only some of the time	30%	55%	35%	45%	48%	46%	39%	40%	33%	57%	45%
Almost never	6%	6%	2%	5%	9%	6%	4%	5%	1%	5%	8%
Never	8%	5%	6%	8%	5%	5%	7%	1%	4%	1%	12%
Total	100%	100%	100%	100%	100%	100%	100%	100%	100%	100%	100%

Table 126: Question #19 by Respondent Sex, Age, Race/Ethnicity and Length of Residency in Adams County

Overall, how would you rate the overall direction that Adams County is taking?	Sex		Age			Race/Ethnicity		How many years have you lived in Adams County?			
	Male	Female	18-34	35-54	55+	Non-Hispanic White	Other	5 years or less	6 to 10 years	11 to 20 years	more than 20 years
Excellent	8%	5%	14%	3%	2%	4%	9%	15%	6%	0%	3%
Good	48%	26%	44%	34%	31%	40%	30%	38%	46%	24%	33%
Fair	27%	44%	30%	38%	40%	37%	36%	33%	34%	48%	36%
Poor	8%	8%	9%	4%	10%	7%	8%	10%	5%	4%	10%
Don't know	10%	18%	3%	21%	16%	12%	17%	4%	9%	24%	17%
Total	100%	100%	100%	100%	100%	100%	100%	100%	100%	100%	100%

Table 127: Question #20 by Respondent Sex, Age, Race/Ethnicity and Length of Residency in Adams County

Have you had any in-person, phone or email contact with an Adams County employee, regardless of department or office, within the last 12 months (including sheriff, receptionists, planners, engineers or any others)?	Sex		Age			Race/Ethnicity		How many years have you lived in Adams County?			
	Male	Female	18-34	35-54	55+	Non-Hispanic White	Other	5 years or less	6 to 10 years	11 to 20 years	more than 20 years
No	59%	65%	65%	57%	65%	61%	64%	68%	58%	61%	66%
Yes	41%	35%	35%	43%	35%	39%	36%	32%	42%	39%	34%
Total	100%	100%	100%	100%	100%	100%	100%	100%	100%	100%	100%

Table 128: Question #21 by Respondent Sex, Age, Race/Ethnicity and Length of Residency in Adams County

What was your impression of the Adams County employee in your most recent contact? (Rate each characteristic below.) (Percent rating as "Excellent" or "Good")	Sex		Age			Race/Ethnicity		How many years have you lived in Adams County?			
	Male	Female	18-34	35-54	55+	Non-Hispanic White	Other	5 years or less	6 to 10 years	11 to 20 years	more than 20 years
Knowledge	82%	82%	77%	86%	75%	77%	86%	77%	81%	92%	71%
Responsiveness	68%	83%	81%	72%	71%	78%	66%	82%	84%	90%	67%
Respectfulness	82%	82%	73%	88%	75%	77%	86%	79%	81%	93%	71%
Courtesy	79%	82%	73%	85%	76%	77%	84%	74%	78%	93%	71%
Overall impression	80%	80%	72%	84%	75%	75%	84%	72%	81%	92%	69%

Table 129: Question #22 by Respondent Sex, Age, Race/Ethnicity and Length of Residency in Adams County

Pretend for a moment that you are responsible for making decisions about service provisions in Adams County that require difficult trade-offs. Now say you have a total of 100 "importance" points that you can distribute among 6 service categories. Please give each category the number of points you think it deserves based on how important you think this is to the quality of community life in Adams County. The most important category should receive the largest number of points. (You must use all but not more than 100 points. You do not have to give points to every category. In fact, if you would like to assign all of the points to 1, 2 or 3 categories and 0 points to all of the others, you may do so). Average Number of Points	Sex		Age			Race/Ethnicity		How many years have you lived in Adams County?			
	Male	Female	18-34	35-54	55+	Non-Hispanic White	Other	5 years or less	6 to 10 years	11 to 20 years	more than 20 years
Community Services (includes development review, including long-range planning, fostering public / private partnerships, code enforcement, sustainability efforts to save taxpayer dollars and reduce the county's impact on the environment, funds to help rehab a home or business, public health services including immunization clinics, mosquito control, open space, parks, trails, etc.)	18	17	19	16	18	19	15	16	23	12	18
Economic Development (includes attracting and retaining businesses and jobs)	16	15	17	15	14	16	13	18	16	14	14
Human Services (includes unemployment assistance, workforce training, child protection, adult protection, services for financially challenged families, Head Start, etc.)	13	22	21	17	15	15	23	19	15	21	16
Law Enforcement (includes Sheriff patrol, crime prevention, jail, District Attorney, prosecution, courts, etc.)	21	20	17	21	23	21	20	21	19	21	21
Public Services (includes maintaining official public records, Clerk and Recorder functions such as marriage licenses, elections, Assessor's valuation of property, Coroner, Treasurer, etc.)	11	10	10	10	12	11	10	9	11	10	11
Transportation Infrastructure (includes maintenance and construction of roads, bridges, drainage systems; snow removal, sidewalk construction, etc.)	20	17	16	21	18	18	19	16	16	22	19

Table 130: Question #23 by Respondent Sex, Age, Race/Ethnicity and Length of Residency in Adams County

Please rate how well Adams County is currently doing in each of the following areas: (Percent rating as "Excellent" or "Good")	Sex		Age			Race/Ethnicity		How many years have you lived in Adams County?			
	Male	Female	18-34	35-54	55+	Non-Hispanic White	Other	5 years or less	6 to 10 years	11 to 20 years	more than 20 years
Welcoming resident involvement	46%	30%	33%	49%	36%	40%	39%	29%	51%	24%	43%
Being responsive to residents	48%	43%	54%	49%	36%	48%	44%	74%	31%	24%	42%
Generally acting in the best interest of the community	55%	42%	65%	44%	39%	54%	43%	70%	58%	29%	36%
Informing residents about issues facing the community	38%	35%	36%	41%	34%	34%	41%	52%	35%	19%	35%
Accessibility of elected officials	27%	31%	21%	32%	36%	34%	25%	36%	22%	29%	31%
Being open and transparent to the public	31%	30%	42%	30%	22%	33%	31%	45%	52%	16%	19%
Giving residents a chance to express their views before making decisions	40%	36%	37%	45%	32%	35%	45%	57%	38%	25%	28%
Being honest	40%	33%	50%	36%	29%	36%	41%	63%	31%	18%	32%
Treating residents with fairness and respect	50%	45%	62%	44%	40%	50%	46%	71%	52%	26%	42%

Table 131: Question #24 by Respondent Sex, Age, Race/Ethnicity and Length of Residency in Adams County

How familiar are you with the Open Adams reform measures that Adams County is undertaking?	Sex		Age			Race/Ethnicity		How many years have you lived in Adams County?			
	Male	Female	18-34	35-54	55+	Non-Hispanic White	Other	5 years or less	6 to 10 years	11 to 20 years	more than 20 years
Very familiar	4%	0%	1%	2%	3%	1%	3%	2%	2%	0%	3%
Somewhat familiar	10%	11%	6%	12%	13%	7%	17%	10%	4%	9%	16%
A little bit familiar	19%	23%	18%	26%	16%	18%	26%	13%	28%	27%	14%
Not at all familiar	68%	66%	75%	59%	69%	74%	54%	75%	67%	64%	67%
Total	100%	100%	100%	100%	100%	100%	100%	100%	100%	100%	100%

Table 132: Question #25 by Respondent Sex, Age, Race/Ethnicity and Length of Residency in Adams County

In general, how well do you think Adams County is doing on implementing the reform measures?	Sex		Age			Race/Ethnicity		How many years have you lived in Adams County?			
	Male	Female	18-34	35-54	55+	Non-Hispanic White	Other	5 years or less	6 to 10 years	11 to 20 years	more than 20 years
Excellent	1%	4%	6%	0%	1%	0%	7%	10%	0%	0%	0%
Good	12%	6%	1%	17%	10%	5%	17%	2%	5%	8%	13%
Fair	9%	17%	11%	16%	12%	12%	15%	4%	20%	22%	12%
Poor	5%	2%	4%	3%	3%	5%	1%	8%	0%	1%	3%
Don't know	73%	71%	77%	64%	73%	78%	60%	76%	75%	69%	72%
Total	100%	100%	100%	100%	100%	100%	100%	100%	100%	100%	100%

Table 133: Question #27 by Respondent Sex, Age, Race/Ethnicity and Length of Residency in Adams County

Were you looking for work at any time during the last 2 years?	Sex		Age			Race/Ethnicity		How many years have you lived in Adams County?			
	Male	Female	18-34	35-54	55+	Non-Hispanic White	Other	5 years or less	6 to 10 years	11 to 20 years	more than 20 years
No	70%	75%	67%	67%	85%	75%	69%	61%	83%	66%	84%
Yes	30%	25%	33%	33%	15%	25%	31%	39%	17%	34%	16%
Total	100%	100%	100%	100%	100%	100%	100%	100%	100%	100%	100%

Table 134: Question #28 by Respondent Sex, Age, Race/Ethnicity and Length of Residency in Adams County

Did you use any of the job seeker services at the Adams County Workforce & Business Center?	Sex		Age			Race/Ethnicity		How many years have you lived in Adams County?			
	Male	Female	18-34	35-54	55+	Non-Hispanic White	Other	5 years or less	6 to 10 years	11 to 20 years	more than 20 years
No	53%	45%	76%	21%	61%	76%	10%	69%	71%	31%	39%
Yes	47%	55%	24%	79%	39%	24%	90%	31%	29%	69%	61%
Total	100%	100%	100%	100%	100%	100%	100%	100%	100%	100%	100%

* Note: Question only asked of those who had been looking for work during the last 2 years.

Table 135: Question #28a by Respondent Sex, Age, Race/Ethnicity and Length of Residency in Adams County

Why not?	Sex		Age			Race/Ethnicity		How many years have you lived in Adams County?			
	Male	Female	18-34	35-54	55+	Non-Hispanic White	Other	5 years or less	6 to 10 years	11 to 20 years	more than 20 years
Didn't know about them	57%	71%	79%	46%	27%	66%	31%	91%	25%	45%	23%
Didn't think they would help me	28%	16%	16%	37%	31%	19%	61%	1%	71%	34%	37%
Too difficult to access	0%	21%	5%	0%	28%	6%	32%	0%	0%	5%	50%
Other	19%	2%	0%	25%	38%	12%	8%	8%	4%	28%	14%

** Note: Percents add to more than 100% as respondents could choose more than one reason.
 Question only asked of those who had been looking for work during the last 2 years and who had not used job seeker services at the Adams County Workforce & Business Center.
 Tests of statistical significance could not be performed*

Table 136: Question #28b by Respondent Sex, Age, Race/Ethnicity and Length of Residency in Adams County

How would you rate the quality of the services provided?	Sex		Age			Race/Ethnicity		How many years have you lived in Adams County?			
	Male	Female	18-34	35-54	55+	Non-Hispanic White	Other	5 years or less	6 to 10 years	11 to 20 years	more than 20 years
Excellent	28%	54%	39%	41%	38%	40%	41%	80%	39%	70%	5%
Good	54%	10%	8%	39%	34%	20%	36%	5%	56%	4%	32%
Fair	1%	7%	0%	5%	16%	20%	1%	12%	6%	4%	9%
Poor	16%	28%	53%	15%	11%	21%	22%	4%	0%	22%	54%
Total	100%	100%	100%	100%	100%	100%	100%	100%	100%	100%	100%

**Note: Only asked of those who had been looking for work during the last 2 years and who had used job seeker services at the Adams County Workforce & Business Center.*

Crosstabulations of Selected Survey Results by Respondent Household Status

Housing Tenure

- Homeowners tended to rate aspects of quality of life (e.g., neighborhood as a place to live, Adams County as a place to raise children and to work); characteristics of the community (e.g., sense of personal safety, overall appearance of Adams County and availability of affordable quality housing); and Adams County services (e.g., community development, sheriff services and emergency management) higher than renters.
- Renters were more likely than homeowners to rate potential areas of concern (e.g., violent crime, property crimes and child abuse and neglect) as moderate or major problems in Adams County.
- Homeowners were more likely to rate the overall quality of the services provided by Adams County as good and the value of services for the taxes paid as fair while renters were more likely to rate the overall quality of services as fair and the value of services as good.
- When allocating “importance” points across service areas, renters tended to place more points into Human Services while homeowners tended to place more points in Law Enforcement.

Presence of Children

- Households with children tended to rate aspects of quality of life (e.g., neighborhood as a place to live, Adams County as a place to raise children and the overall quality of life in Adams County) and characteristics of the community (e.g., opportunities to participate in outdoor recreation or enjoy nature, overall appearance and overall image or reputation of the county) higher than households without children.
- Households without children were more likely than those with children to rate potential areas of concern (e.g., run down buildings, environmental hazards, property crimes and child abuse and neglect) as moderate or major problems in Adams County.
- When indicating their preference for paying for the costs of new development, households without children were more likely to feel that development should pay for itself while those with children were more likely to feel that some of the costs for development should be paid by general county taxes.
- Overall, households with children held more positive views about Adams County than child-free households as related to the County being responsive to residents, generally acting in the best interest of the community and being honest.

Business Ownership

- Business owners rated the sense of community and the overall image or reputation of Adams County more positively than non-business owners but rated ease of bus travel in Adams County, the overall quality of new development in unincorporated Adams County and availability of affordable quality housing less positively.
- Business owners were more likely than non-business owners to rate potential areas of concern (e.g., violent crime and child abuse and neglect) as moderate or major problems in Adams County.
- Respondents who did not own a business in the county were more likely to rate the overall quality of services provided by Adams County as good while those who did own a business were more likely to rate it as fair.

Income

- Respondents with incomes between \$25,000 and \$99,999 were more likely to prefer development that paid for itself while those with incomes between \$100,000 and \$149,999 were more likely to prefer some of the costs for development to be paid by general county taxes.
- Respondents with the highest (\$150,000 or more) and lowest (less than \$25,000) incomes tended to rate public schools lower than their counter parts with incomes between \$25,000 and \$149,999.
- Ratings of County courts, motor vehicle registration and online (internet) property lookup tended to increase with income levels.
- Respondents with incomes less than \$25,000 tended to rate the overall quality of services provided by Adams County as fair while those with incomes of at least \$25,000 tended to rate it as good.
- Respondent with incomes of at least \$50,000 were more likely to rate the overall direction Adams County is taking as good; those with lower incomes tended to rate it as fair.

Table 137: Question #1 by Tenure (Rent or Own Home), Presence of Children in Household, Business Ownership Status, and Annual Household Income

Please rate each of the following aspects of quality of life in Adams County: (Percent rating as "Excellent" or "Good")	Do you rent or own your home?		Do any children 17 or younger live in your household?		Do you own a business in Adams County?		How much do you anticipate your household's total income before taxes will be for the 2012? (Please include total income from all sources and all persons living in your household.)				
	Rent	Own	Yes	No	Yes	No	Less than \$24,999	\$25,000 to \$49,999	\$50,000 to \$99,999	\$100,000 to \$149,999	\$150,000 or more
Adams County as a place to live	70%	76%	78%	72%	83%	73%	65%	76%	82%	66%	73%
Your neighborhood as a place to live	43%	73%	72%	59%	75%	62%	55%	59%	64%	73%	90%
Adams County as a place to raise children	58%	67%	70%	60%	77%	63%	46%	62%	76%	63%	68%
Adams County as a place to work	41%	52%	47%	49%	51%	48%	39%	46%	56%	38%	56%
Adams County as a place to start and/or operate a business	29%	50%	45%	41%	46%	43%	33%	38%	60%	27%	23%
Adams County as a place to retire	40%	59%	51%	54%	37%	55%	41%	54%	52%	70%	68%
The overall quality of life in Adams County	61%	70%	75%	63%	72%	67%	57%	55%	73%	83%	71%

Table 138: Question #3 by Tenure (Rent or Own Home), Presence of Children in Household, Business Ownership Status, and Annual Household Income

Please rate each of the following characteristics as they relate to Adams County as a whole: (Percent rating as "Excellent" or "Good")	Do you rent or own your home?		Do any children 17 or younger live in your household?		Do you own a business in Adams County?		How much do you anticipate your household's total income before taxes will be for the 2012? (Please include total income from all sources and all persons living in your household.)				
	Rent	Own	Yes	No	Yes	No	Less than \$24,999	\$25,000 to \$49,999	\$50,000 to \$99,999	\$100,000 to \$149,999	\$150,000 or more
Sense of personal safety	55%	72%	79%	59%	78%	65%	58%	66%	66%	81%	74%
Emergency response times (fire, ambulance, sheriff, etc.)	88%	79%	82%	80%	83%	80%	91%	75%	74%	83%	86%
Sense of community	41%	50%	58%	40%	63%	45%	58%	45%	40%	43%	67%
Openness and acceptance of the community toward people of diverse backgrounds	54%	70%	61%	67%	82%	63%	58%	64%	70%	62%	49%
Overall appearance of Adams County	45%	55%	60%	47%	74%	50%	59%	43%	53%	49%	55%
Overall quality of new development in unincorporated Adams County	46%	52%	60%	43%	28%	53%	54%	52%	39%	63%	80%
Variety of housing options	55%	63%	67%	55%	73%	58%	54%	45%	64%	71%	82%
Overall quality of business and service establishments in Adams County	48%	64%	71%	50%	70%	56%	53%	49%	60%	66%	71%
Shopping opportunities	63%	59%	69%	56%	75%	59%	58%	69%	65%	41%	75%
Opportunities to attend cultural activities	38%	43%	50%	36%	21%	44%	44%	35%	40%	42%	16%
Recreational opportunities	73%	60%	73%	58%	59%	64%	53%	59%	66%	79%	51%
Opportunities to participate in outdoor recreation or enjoy nature	72%	63%	72%	62%	66%	65%	56%	64%	68%	76%	51%
Employment opportunities	39%	31%	42%	27%	53%	31%	42%	26%	40%	15%	44%
Educational opportunities	42%	43%	47%	39%	62%	40%	38%	35%	50%	38%	68%
Opportunities to participate in community matters	38%	59%	51%	52%	50%	52%	51%	49%	53%	48%	73%
Ease of car travel in Adams County	57%	64%	66%	59%	84%	59%	53%	72%	67%	51%	61%
Ease of bus travel in Adams County	61%	40%	52%	44%	21%	51%	63%	52%	45%	27%	35%
Availability of paths and walking trails	72%	66%	63%	70%	41%	70%	70%	70%	64%	76%	61%
Traffic flow on major streets	40%	45%	49%	40%	35%	44%	44%	35%	48%	40%	55%

Please rate each of the following characteristics as they relate to Adams County as a whole: (Percent rating as "Excellent" or "Good")	Do you rent or own your home?		Do any children 17 or younger live in your household?		Do you own a business in Adams County?		How much do you anticipate your household's total income before taxes will be for the 2012? (Please include total income from all sources and all persons living in your household.)				
	Rent	Own	Yes	No	Yes	No	Less than \$24,999	\$25,000 to \$49,999	\$50,000 to \$99,999	\$100,000 to \$149,999	\$150,000 or more
Availability of affordable quality housing	33%	60%	52%	50%	36%	52%	45%	44%	52%	60%	56%
Availability of affordable quality child care	41%	41%	48%	34%	42%	41%	44%	28%	40%	39%	61%
Availability of affordable quality health care	31%	53%	44%	47%	36%	48%	41%	43%	49%	50%	63%
Availability of recycling services	37%	55%	59%	43%	39%	50%	55%	49%	48%	41%	67%
Drinking water quality	69%	62%	72%	62%	72%	64%	50%	63%	76%	57%	65%
Overall image or reputation of Adams County	59%	54%	67%	49%	72%	54%	51%	39%	60%	74%	43%

Table 139: Question #4 by Tenure (Rent or Own Home), Presence of Children in Household, Business Ownership Status, and Annual Household Income

How prepared are you and your household for a disaster or emergency (e.g., flood, tornado, blizzard, etc.)?	Do you rent or own your home?		Do any children 17 or younger live in your household?		Do you own a business in Adams County?		How much do you anticipate your household's total income before taxes will be for the 2012? (Please include total income from all sources and all persons living in your household.)				
	Rent	Own	Yes	No	Yes	No	Less than \$24,999	\$25,000 to \$49,999	\$50,000 to \$99,999	\$100,000 to \$149,999	\$150,000 or more
Very prepared	4%	7%	4%	8%	6%	6%	7%	1%	6%	12%	30%
Somewhat prepared	24%	52%	40%	44%	43%	43%	35%	47%	44%	44%	29%
A little bit prepared	46%	30%	33%	36%	42%	34%	33%	30%	44%	26%	31%
Not at all prepared	26%	10%	23%	12%	9%	16%	25%	22%	5%	18%	10%
Total	100%	100%	100%	100%	100%	100%	100%	100%	100%	100%	100%

Table 140: Question #5 by Tenure (Rent or Own Home), Presence of Children in Household, Business Ownership Status, and Annual Household Income

To what degree, if at all, are each of the following a problem in Adams County? (Percent rating as "Major" or "Moderate Problem")	Do you rent or own your home?		Do any children 17 or younger live in your household?		Do you own a business in Adams County?		How much do you anticipate your household's total income before taxes will be for the 2012? (Please include total income from all sources and all persons living in your household.)				
	Rent	Own	Yes	No	Yes	No	Less than \$24,999	\$25,000 to \$49,999	\$50,000 to \$99,999	\$100,000 to \$149,999	\$150,000 or more
Run down buildings, weed lots or junk vehicles	48%	52%	39%	58%	40%	52%	49%	46%	52%	57%	42%
Graffiti	50%	47%	39%	53%	36%	49%	52%	40%	49%	53%	30%
Violent crime (e.g., sexual assault, robbery)	60%	48%	42%	59%	66%	50%	63%	43%	57%	30%	72%
Property crimes (e.g., burglary, theft)	66%	54%	45%	65%	69%	56%	62%	40%	65%	51%	43%
Environmental hazards, including toxic waste	36%	35%	19%	45%	33%	36%	52%	38%	23%	26%	56%
Weeds and other noxious or invasive plants in open lands	52%	53%	39%	60%	55%	52%	54%	45%	52%	55%	61%
Child abuse and neglect	58%	40%	37%	53%	81%	42%	47%	38%	51%	37%	67%
Neglect, exploitation or mistreatment of at-risk adults	56%	36%	28%	56%	87%	39%	52%	38%	50%	19%	43%

Table 141: Question #6 by Tenure (Rent or Own Home), Presence of Children in Household, Business Ownership Status, and Annual Household Income

How well is Adams County retaining existing businesses and attracting new businesses?	Do you rent or own your home?		Do any children 17 or younger live in your household?		Do you own a business in Adams County?		How much do you anticipate your household's total income before taxes will be for the 2012? (Please include total income from all sources and all persons living in your household.)				
	Rent	Own	Yes	No	Yes	No	Less than \$24,999	\$25,000 to \$49,999	\$50,000 to \$99,999	\$100,000 to \$149,999	\$150,000 or more
Excellent	0%	2%	1%	1%	0%	1%	0%	2%	2%	0%	0%
Good	10%	24%	25%	16%	8%	21%	17%	13%	20%	28%	2%
Fair	9%	28%	16%	25%	28%	21%	12%	31%	18%	23%	66%
Poor	12%	13%	15%	11%	10%	13%	12%	8%	7%	30%	16%
Don't Know	69%	30%	41%	44%	52%	42%	58%	41%	51%	17%	12%
It is not the job of Adams County to retain and attract businesses	0%	3%	3%	2%	3%	2%	1%	5%	2%	2%	4%
Total	100%	100%	100%	100%	100%	100%	100%	100%	100%	100%	100%

Table 142: Question #8 by Tenure (Rent or Own Home), Presence of Children in Household, Business Ownership Status, and Annual Household Income

Please tell us where most future development in Adams County should be located. (Please check only one.)	Do you rent or own your home?		Do any children 17 or younger live in your household?		Do you own a business in Adams County?		How much do you anticipate your household's total income before taxes will be for the 2012? (Please include total income from all sources and all persons living in your household.)				
	Rent	Own	Yes	No	Yes	No	Less than \$24,999	\$25,000 to \$49,999	\$50,000 to \$99,999	\$100,000 to \$149,999	\$150,000 or more
Within already developed communities with available buildings or unused land	75%	75%	69%	79%	86%	74%	68%	74%	80%	70%	58%
On open land at the edges of existing cities and towns	20%	21%	28%	16%	14%	21%	27%	17%	20%	23%	42%
On rural land	4%	3%	2%	4%	0%	4%	5%	9%	0%	7%	0%
Total	100%	100%	100%	100%	100%	100%	100%	100%	100%	100%	100%

Table 143: Question #9 by Tenure (Rent or Own Home), Presence of Children in Household, Business Ownership Status, and Annual Household Income

What type of new development density would you be most interested in seeing in unincorporated Adams County?	Do you rent or own your home?		Do any children 17 or younger live in your household?		Do you own a business in Adams County?		How much do you anticipate your household's total income before taxes will be for the 2012? (Please include total income from all sources and all persons living in your household.)				
	Rent	Own	Yes	No	Yes	No	Less than \$24,999	\$25,000 to \$49,999	\$50,000 to \$99,999	\$100,000 to \$149,999	\$150,000 or more
Housing should be on larger lots and buildings should be spread out, similar to the "typical" suburban neighborhoods and shopping areas	44%	59%	63%	50%	33%	57%	47%	50%	54%	62%	70%
Residential and commercial development should be more dense, and close to each other, making it easier to walk from place to place	37%	31%	28%	35%	63%	29%	47%	32%	30%	24%	26%
Housing and commercial development on very large lots within rural areas	19%	10%	9%	16%	4%	14%	6%	18%	16%	14%	4%
Total	100%	100%	100%	100%	100%	100%	100%	100%	100%	100%	100%

Table 144: Question #10 by Tenure (Rent or Own Home), Presence of Children in Household, Business Ownership Status, and Annual Household Income

Do you think the costs of new development should be paid for by the residents of new development, or should the county use general taxes to assist with the development?	Do you rent or own your home?		Do any children 17 or younger live in your household?		Do you own a business in Adams County?		How much do you anticipate your household's total income before taxes will be for the 2012? (Please include total income from all sources and all persons living in your household.)				
	Rent	Own	Yes	No	Yes	No	Less than \$24,999	\$25,000 to \$49,999	\$50,000 to \$99,999	\$100,000 to \$149,999	\$150,000 or more
Development should pay for itself	32%	53%	31%	55%	26%	48%	24%	60%	53%	38%	59%
General county tax dollars should fund development	18%	4%	16%	3%	5%	8%	20%	12%	2%	10%	0%
Some of the costs for development should be paid by general county taxes	30%	29%	33%	27%	59%	25%	32%	12%	31%	46%	41%
Don't know	21%	14%	20%	15%	10%	18%	24%	17%	14%	6%	0%
Total	100%	100%	100%	100%	100%	100%	100%	100%	100%	100%	100%

Table 145: Question #11 by Tenure (Rent or Own Home), Presence of Children in Household, Business Ownership Status, and Annual Household Income

Please rate the quality of each of the following services provided by other agencies (i.e., special districts and metro districts), not by Adams County. (Percent rating as "Excellent" or "Good")	Do you rent or own your home?		Do any children 17 or younger live in your household?		Do you own a business in Adams County?		How much do you anticipate your household's total income before taxes will be for the 2012? (Please include total income from all sources and all persons living in your household.)				
	Rent	Own	Yes	No	Yes	No	Less than \$24,999	\$25,000 to \$49,999	\$50,000 to \$99,999	\$100,000 to \$149,999	\$150,000 or more
Public school districts	41%	60%	49%	57%	61%	53%	29%	69%	62%	57%	22%
Fire services	94%	87%	93%	87%	89%	89%	86%	93%	89%	86%	82%
Water and sanitation services	87%	77%	90%	75%	81%	80%	81%	69%	86%	77%	82%
Street and drainage maintenance services	64%	64%	64%	63%	70%	63%	66%	59%	74%	43%	81%
Library services	71%	82%	75%	80%	82%	78%	73%	76%	86%	73%	76%
Park and recreation services	83%	80%	85%	79%	80%	81%	92%	84%	79%	72%	85%

Table 146: Question #12 by Tenure (Rent or Own Home), Presence of Children in Household, Business Ownership Status, and Annual Household Income

Please rate the quality of each of the following services provided by Adams County: (Percent rating as "Excellent" or "Good")	Do you rent or own your home?		Do any children 17 or younger live in your household?		Do you own a business in Adams County?		How much do you anticipate your household's total income before taxes will be for the 2012? (Please include total income from all sources and all persons living in your household.)				
	Rent	Own	Yes	No	Yes	No	Less than \$24,999	\$25,000 to \$49,999	\$50,000 to \$99,999	\$100,000 to \$149,999	\$150,000 or more
Adams County open space, parks and trails system	79%	76%	88%	70%	85%	76%	68%	81%	76%	91%	81%
Animal Shelter / Adoption Center	66%	59%	55%	63%	53%	61%	73%	54%	64%	48%	38%
Building permits and inspections	48%	52%	68%	44%	46%	51%	45%	52%	55%	57%	12%
Collection of property taxes	59%	55%	55%	56%	60%	55%	56%	52%	56%	64%	31%
Community development (build the capacity of citizen groups and community organizations so they may enhance the economic, social, environmental and cultural well-being of our communities)	22%	40%	43%	30%	25%	35%	35%	32%	31%	41%	45%
County courts	42%	59%	57%	52%	82%	50%	41%	45%	62%	59%	72%
Development standards and regulations (sets standards and regulations for the unincorporated areas of the county to guide development to protect and promote the public health, safety, and general welfare of the county)	42%	49%	61%	40%	31%	48%	40%	45%	43%	72%	25%
Drainage and storm sewer infrastructure (adequate to handle storm events and prevent flooding) in unincorporated Adams County	37%	55%	41%	55%	42%	51%	28%	61%	55%	47%	51%
Economic development (identify and encourage investments by businesses, creating new jobs)	16%	34%	28%	29%	44%	27%	29%	17%	31%	34%	0%
Elections and voter registrations	52%	63%	57%	62%	72%	58%	53%	49%	64%	57%	86%
Emergency management (coordinates the efforts in coping with emergencies, disasters and terrorist threats by preparing, responding, recovering and mitigating incidents)	32%	56%	48%	51%	78%	48%	35%	44%	63%	53%	52%
Employment assistance programs through the Workforce & Business Center	40%	38%	41%	36%	62%	37%	31%	30%	38%	54%	25%

Please rate the quality of each of the following services provided by Adams County: (Percent rating as "Excellent" or "Good")	Do you rent or own your home?		Do any children 17 or younger live in your household?		Do you own a business in Adams County?		How much do you anticipate your household's total income before taxes will be for the 2012? (Please include total income from all sources and all persons living in your household.)				
	Rent	Own	Yes	No	Yes	No	Less than \$24,999	\$25,000 to \$49,999	\$50,000 to \$99,999	\$100,000 to \$149,999	\$150,000 or more
Enforcement of county codes, ordinances and regulations (building codes, zoning and development regulations, Blight Ordinance enforcement for the removal of junk and weeds, graffiti removal)	29%	40%	40%	34%	28%	37%	46%	36%	29%	39%	25%
Housing assistance services (emergency housing, rental assistance, down payment assistance for first-time home buyers, etc.)	29%	44%	39%	38%	29%	39%	36%	23%	48%	47%	51%
Long range planning (administers and updates the Comprehensive Long Range Plan, coordinates with both local and regional stakeholders in planning for the current and future needs of the county)	38%	41%	45%	38%	18%	42%	31%	41%	53%	36%	23%
Motor vehicle registration	44%	59%	50%	57%	80%	52%	35%	48%	65%	54%	63%
Online (internet) property lookup	40%	63%	54%	57%	71%	54%	36%	57%	56%	79%	87%
Public records and documents searches	39%	60%	48%	59%	66%	54%	45%	42%	58%	82%	66%
Roadway maintenance of paved and graveled roads in unincorporated Adams County	16%	40%	24%	38%	31%	33%	24%	28%	36%	38%	63%
Services provided to financially challenged families, programs like Temporary Assistance to Needy Families (TANF), Military Assistance Program, Food Assistance (SNAP/Food Stamps), etc.	33%	44%	42%	38%	81%	38%	44%	33%	39%	34%	67%
Services provided to protect children suspected of being abused or neglected	30%	41%	42%	36%	81%	36%	44%	38%	38%	24%	11%
Services provided to vulnerable adults suspected of being abused or neglected	37%	45%	62%	35%	81%	41%	44%	43%	46%	37%	12%
Sheriff services	40%	62%	52%	59%	63%	56%	55%	61%	53%	57%	73%
Snow and ice removal in unincorporated Adams County	28%	44%	42%	36%	43%	37%	35%	36%	43%	29%	48%
Traffic control (street lights, signs, etc.) in unincorporated Adams County	37%	56%	50%	50%	48%	50%	54%	54%	48%	46%	61%

Table 147: Question #13 by Tenure (Rent or Own Home), Presence of Children in Household, Business Ownership Status, and Annual Household Income

Looking at the services in Question 12, which FIVE (5) services do you think are MOST important for maintaining and improving the quality of life in Adams County?	Do you rent or own your home?		Do any children 17 or younger live in your household?		Do you own a business in Adams County?		How much do you anticipate your household's total income before taxes will be for the 2012? (Please include total income from all sources and all persons living in your household.)				
	Rent	Own	Yes	No	Yes	No	Less than \$24,999	\$25,000 to \$49,999	\$50,000 to \$99,999	\$100,000 to \$149,999	\$150,000 or more
Adams County open space, parks and trails system	28%	38%	25%	41%	30%	36%	13%	32%	46%	40%	42%
Animal Shelter / Adoption Center	18%	10%	3%	18%	2%	14%	5%	14%	18%	7%	6%
Building permits and inspections	9%	6%	8%	6%	9%	7%	19%	4%	6%	4%	6%
Collection of property taxes	0%	11%	12%	6%	3%	8%	4%	5%	9%	15%	15%
Community development (build the capacity of citizen groups and community organizations so they may enhance the economic	22%	17%	26%	14%	8%	20%	12%	16%	17%	33%	24%
County courts	22%	11%	26%	9%	37%	12%	19%	10%	20%	9%	6%
Development standards and regulations (sets standards and regulations for the unincorporated areas of the county to guide development to protect and promote the public health, safety, and general welfare of the county)	8%	23%	8%	23%	12%	19%	13%	17%	22%	12%	45%
Drainage and storm sewer infrastructure (adequate to handle storm events and prevent flooding) in unincorporated Adams County	10%	24%	16%	22%	19%	19%	12%	17%	24%	21%	6%
Economic development (identify and encourage investments by businesses, creating new jobs)	19%	38%	31%	32%	26%	32%	11%	32%	33%	33%	43%
Elections and voter registrations	8%	7%	3%	10%	9%	7%	17%	7%	6%	3%	6%
Emergency management (coordinates the efforts in coping with emergencies, disasters and terrorist threats by preparing, responding, recovering and mitigating incidents)	39%	28%	30%	33%	16%	34%	45%	36%	24%	44%	16%
Employment assistance programs through the Workforce & Business Center	17%	14%	13%	15%	11%	15%	29%	18%	8%	8%	12%

Looking at the services in Question 12, which FIVE (5) services do you think are MOST important for maintaining and improving the quality of life in Adams County?	Do you rent or own your home?		Do any children 17 or younger live in your household?		Do you own a business in Adams County?		How much do you anticipate your household's total income before taxes will be for the 2012? (Please include total income from all sources and all persons living in your household.)				
	Rent	Own	Yes	No	Yes	No	Less than \$24,999	\$25,000 to \$49,999	\$50,000 to \$99,999	\$100,000 to \$149,999	\$150,000 or more
Enforcement of county codes, ordinances and regulations (building codes, zoning and development regulations, Blight Ordinance enforcement for the removal of junk and weeds, graffiti removal)	24%	35%	10%	43%	24%	32%	14%	15%	46%	24%	42%
Housing assistance services (emergency housing, rental assistance, down payment assistance for first-time home buyers, etc.)	44%	9%	32%	14%	37%	18%	35%	26%	18%	2%	0%
Long range planning (administers and updates the Comprehensive Long Range Plan, coordinates with both local and regional stakeholders in planning for the current and future needs of the county)	16%	34%	24%	30%	27%	28%	4%	32%	33%	31%	30%
Motor vehicle registration	8%	12%	11%	11%	9%	11%	15%	15%	7%	12%	12%
Online (internet) property lookup	0%	3%	4%	0%	12%	0%	7%	2%	1%	0%	0%
Public records and documents searches	8%	4%	10%	2%	1%	6%	17%	2%	5%	0%	0%
Roadway maintenance of paved and graveled roads in unincorporated Adams County	62%	38%	53%	41%	45%	45%	54%	46%	38%	45%	48%
Services provided to financially challenged families, programs like Temporary Assistance to Needy Families (TANF), Military Assistance Program, Food Assistance (SNAP/Food Stamps), etc.	23%	14%	29%	11%	6%	19%	23%	24%	6%	39%	0%
Services provided to protect children suspected of being abused or neglected	24%	26%	32%	22%	52%	22%	20%	24%	30%	28%	9%
Services provided to vulnerable adults suspected of being abused or neglected	16%	12%	20%	9%	45%	9%	17%	13%	15%	7%	6%
Sheriff services	30%	27%	22%	31%	17%	30%	29%	24%	30%	26%	61%
Snow and ice removal in unincorporated Adams County	26%	25%	23%	27%	20%	27%	21%	44%	16%	22%	21%
Traffic control (street lights, signs, etc.) in unincorporated Adams County	4%	21%	15%	16%	18%	15%	10%	16%	13%	26%	27%

Note: Percents add to more than 100% as respondents could choose up to five services; tests of statistical significance could not be performed

Table 148: Question #14 by Tenure (Rent or Own Home), Presence of Children in Household, Business Ownership Status, and Annual Household Income

Looking at the services in Question 12, which FIVE (5) services do you think are LEAST important for maintaining and improving the quality of life in Adams County?	Do you rent or own your home?		Do any children 17 or younger live in your household?		Do you own a business in Adams County?		How much do you anticipate your household's total income before taxes will be for the 2012? (Please include total income from all sources and all persons living in your household.)				
	Rent	Own	Yes	No	Yes	No	Less than \$24,999	\$25,000 to \$49,999	\$50,000 to \$99,999	\$100,000 to \$149,999	\$150,000 or more
Adams County open space, parks and trails system	19%	14%	15%	17%	21%	16%	40%	19%	7%	10%	0%
Animal Shelter / Adoption Center	5%	35%	21%	26%	18%	25%	15%	19%	29%	19%	61%
Building permits and inspections	31%	19%	35%	17%	45%	20%	30%	26%	19%	22%	8%
Collection of property taxes	30%	12%	21%	16%	5%	20%	19%	25%	14%	25%	23%
Community development (build the capacity of citizen groups and community organizations so they may enhance the economic social, environmental and cultural well-being of our communities)	12%	18%	12%	19%	9%	17%	19%	14%	18%	16%	8%
County courts	3%	14%	5%	13%	2%	11%	6%	10%	12%	5%	0%
Development standards and regulations (sets standards and regulations for the unincorporated areas of the county to guide development to protect and promote the public health, safety, and general welfare of the county)	28%	14%	28%	12%	48%	14%	26%	19%	21%	11%	0%
Drainage and storm sewer infrastructure (adequate to handle storm events and prevent flooding) in unincorporated Adams County	2%	6%	5%	5%	7%	4%	2%	2%	6%	5%	19%
Economic development (identify and encourage investments by businesses, creating new jobs)	35%	16%	25%	21%	40%	20%	39%	15%	22%	19%	0%
Elections and voter registrations	29%	28%	38%	22%	56%	24%	6%	25%	40%	24%	42%
Emergency management (coordinates the efforts in coping with emergencies, disasters and terrorist threats by preparing, responding, recovering and mitigating incidents)	0%	9%	7%	5%	6%	6%	3%	3%	7%	10%	16%
Employment assistance programs through the Workforce & Business Center	0%	12%	8%	9%	18%	7%	9%	8%	8%	11%	8%

Looking at the services in Question 12, which FIVE (5) services do you think are LEAST important for maintaining and improving the quality of life in Adams County?	Do you rent or own your home?		Do any children 17 or younger live in your household?		Do you own a business in Adams County?		How much do you anticipate your household's total income before taxes will be for the 2012? (Please include total income from all sources and all persons living in your household.)				
	Rent	Own	Yes	No	Yes	No	Less than \$24,999	\$25,000 to \$49,999	\$50,000 to \$99,999	\$100,000 to \$149,999	\$150,000 or more
Enforcement of county codes, ordinances and regulations (building codes, zoning and development regulations, Blight Ordinance enforcement for the removal of junk and weeds, graffiti removal)	9%	11%	16%	6%	11%	10%	12%	20%	5%	6%	0%
Housing assistance services (emergency housing, rental assistance, down payment assistance for first-time home buyers, etc.)	8%	24%	6%	25%	11%	20%	8%	24%	16%	25%	54%
Long range planning (administers and updates the Comprehensive Long Range Plan, coordinates with both local and regional stakeholders in planning for the current and future needs of the county)	26%	16%	30%	13%	22%	19%	33%	19%	14%	26%	0%
Motor vehicle registration	17%	20%	21%	18%	11%	20%	16%	13%	17%	38%	8%
Online (internet) property lookup	46%	53%	48%	53%	22%	55%	23%	56%	57%	56%	65%
Public records and documents searches	55%	48%	54%	48%	59%	49%	22%	57%	55%	54%	23%
Roadway maintenance of paved and graveled roads in unincorporated Adams County	1%	8%	6%	5%	6%	6%	5%	5%	4%	9%	8%
Services provided to financially challenged families, programs like Temporary Assistance to Needy Families (TANF), Military Assistance Program, Food Assistance (SNAP/Food Stamps), etc.	12%	16%	6%	20%	7%	16%	13%	21%	14%	8%	16%
Services provided to protect children suspected of being abused or neglected	1%	4%	0%	4%	11%	2%	1%	1%	3%	5%	8%
Services provided to vulnerable adults suspected of being abused or neglected	8%	8%	1%	13%	11%	8%	4%	19%	7%	3%	15%
Sheriff services	3%	7%	2%	8%	2%	6%	7%	9%	3%	3%	0%
Snow and ice removal in unincorporated Adams County	8%	13%	10%	12%	9%	11%	16%	6%	9%	15%	42%
Traffic control (street lights, signs, etc.) in unincorporated Adams County	13%	12%	12%	13%	17%	12%	22%	17%	9%	7%	8%

Note: Percents add to more than 100% as respondents could choose up to five services; tests of statistical significance could not be performed

Table 149: Question #15 by Tenure (Rent or Own Home), Presence of Children in Household, Business Ownership Status, and Annual Household Income

Overall, how would you rate the quality of the services provided by Adams County?	Do you rent or own your home?		Do any children 17 or younger live in your household?		Do you own a business in Adams County?		How much do you anticipate your household's total income before taxes will be for the 2012? (Please include total income from all sources and all persons living in your household.)				
	Rent	Own	Yes	No	Yes	No	Less than \$24,999	\$25,000 to \$49,999	\$50,000 to \$99,999	\$100,000 to \$149,999	\$150,000 or more
Excellent	6%	7%	9%	5%	8%	6%	13%	4%	7%	6%	0%
Good	38%	53%	45%	50%	28%	50%	36%	49%	52%	56%	63%
Fair	47%	30%	36%	35%	54%	34%	39%	37%	35%	31%	37%
Poor	7%	4%	5%	5%	9%	5%	11%	1%	4%	3%	0%
Don't know	2%	5%	4%	5%	0%	5%	1%	9%	3%	4%	0%
Total	100%	100%	100%	100%	100%	100%	100%	100%	100%	100%	100%

Table 150: Question #16 by Tenure (Rent or Own Home), Presence of Children in Household, Business Ownership Status, and Annual Household Income

How would you rate the value of services you receive from Adams County for the taxes paid?	Do you rent or own your home?		Do any children 17 or younger live in your household?		Do you own a business in Adams County?		How much do you anticipate your household's total income before taxes will be for the 2012? (Please include total income from all sources and all persons living in your household.)				
	Rent	Own	Yes	No	Yes	No	Less than \$24,999	\$25,000 to \$49,999	\$50,000 to \$99,999	\$100,000 to \$149,999	\$150,000 or more
Excellent	0%	5%	2%	4%	2%	4%	3%	2%	6%	2%	0%
Good	38%	34%	41%	31%	51%	33%	34%	20%	44%	34%	26%
Fair	21%	43%	26%	42%	31%	37%	42%	46%	30%	33%	49%
Poor	16%	13%	14%	13%	14%	14%	12%	21%	11%	10%	22%
Don't know	25%	5%	17%	9%	1%	13%	9%	11%	9%	20%	4%
Total	100%	100%	100%	100%	100%	100%	100%	100%	100%	100%	100%

Table 151: Question #17 by Tenure (Rent or Own Home), Presence of Children in Household, Business Ownership Status, and Annual Household Income

How informed would you say you are about the job Adams County government is doing?	Do you rent or own your home?		Do any children 17 or younger live in your household?		Do you own a business in Adams County?		How much do you anticipate your household's total income before taxes will be for the 2012? (Please include total income from all sources and all persons living in your household.)				
	Rent	Own	Yes	No	Yes	No	Less than \$24,999	\$25,000 to \$49,999	\$50,000 to \$99,999	\$100,000 to \$149,999	\$150,000 or more
Very well informed	3%	2%	0%	4%	4%	2%	5%	1%	2%	2%	8%
Informed	2%	19%	13%	14%	5%	14%	12%	5%	17%	11%	20%
Somewhat informed	47%	45%	42%	47%	44%	45%	51%	50%	42%	49%	35%
Hardly informed at all	25%	28%	28%	27%	47%	26%	20%	35%	30%	21%	12%
Don't Know	22%	6%	17%	8%	0%	12%	11%	10%	9%	17%	25%
Total	100%	100%	100%	100%	100%	100%	100%	100%	100%	100%	100%

Table 152: Question #18 by Tenure (Rent or Own Home), Presence of Children in Household, Business Ownership Status, and Annual Household Income

How much of the time do you think you can trust Adams County government to do what is right?	Do you rent or own your home?		Do any children 17 or younger live in your household?		Do you own a business in Adams County?		How much do you anticipate your household's total income before taxes will be for the 2012? (Please include total income from all sources and all persons living in your household.)				
	Rent	Own	Yes	No	Yes	No	Less than \$24,999	\$25,000 to \$49,999	\$50,000 to \$99,999	\$100,000 to \$149,999	\$150,000 or more
Always	1%	4%	0%	4%	0%	3%	1%	4%	5%	1%	0%
Most of the time	36%	44%	47%	40%	40%	42%	33%	37%	44%	53%	50%
Only some of the time	50%	40%	41%	44%	50%	42%	53%	51%	40%	37%	40%
Almost never	2%	7%	5%	6%	2%	6%	3%	5%	6%	7%	0%
Never	11%	4%	7%	6%	9%	6%	10%	3%	5%	3%	11%
Total	100%	100%	100%	100%	100%	100%	100%	100%	100%	100%	100%

Table 153: Question #19 by Tenure (Rent or Own Home), Presence of Children in Household, Business Ownership Status, and Annual Household Income

Overall, how would you rate the overall direction that Adams County is taking?	Do you rent or own your home?		Do any children 17 or younger live in your household?		Do you own a business in Adams County?		How much do you anticipate your household's total income before taxes will be for the 2012? (Please include total income from all sources and all persons living in your household.)				
	Rent	Own	Yes	No	Yes	No	Less than \$24,999	\$25,000 to \$49,999	\$50,000 to \$99,999	\$100,000 to \$149,999	\$150,000 or more
Excellent	9%	5%	6%	6%	3%	6%	16%	2%	4%	7%	0%
Good	30%	39%	44%	32%	26%	38%	23%	34%	40%	49%	29%
Fair	37%	36%	29%	41%	32%	37%	45%	45%	30%	32%	26%
Poor	7%	8%	6%	8%	4%	8%	11%	3%	8%	3%	12%
Don't know	16%	13%	14%	14%	34%	11%	5%	17%	18%	8%	33%
Total	100%	100%	100%	100%	100%	100%	100%	100%	100%	100%	100%

Table 154: Question #20 by Tenure (Rent or Own Home), Presence of Children in Household, Business Ownership Status, and Annual Household Income

Have you had any in-person, phone or email contact with an Adams County employee, regardless of department or office, within the last 12 months (including sheriff, receptionists, planners, engineers or any others)?	Do you rent or own your home?		Do any children 17 or younger live in your household?		Do you own a business in Adams County?		How much do you anticipate your household's total income before taxes will be for the 2012? (Please include total income from all sources and all persons living in your household.)				
	Rent	Own	Yes	No	Yes	No	Less than \$24,999	\$25,000 to \$49,999	\$50,000 to \$99,999	\$100,000 to \$149,999	\$150,000 or more
No	59%	63%	57%	65%	43%	64%	80%	78%	48%	57%	45%
Yes	41%	37%	43%	35%	57%	36%	20%	22%	52%	43%	55%
Total	100%	100%	100%	100%	100%	100%	100%	100%	100%	100%	100%

Table 155: Question #21 by Tenure (Rent or Own Home), Presence of Children in Household, Business Ownership Status, and Annual Household Income

What was your impression of the Adams County employee in your most recent contact? (Rate each characteristic below.) (Percent rating as "Excellent" or "Good")	Do you rent or own your home?		Do any children 17 or younger live in your household?		Do you own a business in Adams County?		How much do you anticipate your household's total income before taxes will be for the 2012? (Please include total income from all sources and all persons living in your household.)				
	Rent	Own	Yes	No	Yes	No	Less than \$24,999	\$25,000 to \$49,999	\$50,000 to \$99,999	\$100,000 to \$149,999	\$150,000 or more
Knowledge	78%	81%	85%	77%	91%	78%	48%	82%	86%	89%	93%
Responsiveness	63%	79%	67%	78%	91%	71%	44%	87%	86%	53%	86%
Respectfulness	80%	80%	84%	78%	84%	79%	51%	78%	85%	91%	93%
Courtesy	80%	78%	84%	76%	84%	78%	49%	78%	85%	86%	93%
Overall impression	78%	78%	84%	75%	84%	77%	48%	76%	84%	84%	93%

Table 156: Question #22 by Tenure (Rent or Own Home), Presence of Children in Household, Business Ownership Status, and Annual Household Income

<p>Pretend for a moment that you are responsible for making decisions about service provisions in Adams County that require difficult trade-offs. Now say you have a total of 100 "importance" points that you can distribute among 6 service categories. Please give each category the number of points you think it deserves based on how important you think this is to the quality of community life in Adams County. The most important category should receive the largest number of points. (You must use all but not more than 100 points. You do not have to give points to every category. In fact, if you would like to assign all of the points to 1, 2 or 3 categories and 0 points to all of the others, you may do so). Average Number of Points</p>	Do you rent or own your home?		Do any children 17 or younger live in your household?		Do you own a business in Adams County?		How much do you anticipate your household's total income before taxes will be for the 2012? (Please include total income from all sources and all persons living in your household.)				
	Rent	Own	Yes	No	Yes	No	Less than \$24,999	\$25,000 to \$49,999	\$50,000 to \$99,999	\$100,000 to \$149,999	\$150,000 or more
Community Services (includes development review, including long-range planning, fostering public / private partnerships, code enforcement, sustainability efforts to save taxpayer dollars and reduce the county's impact on the environment, funds to help rehab a home or business, public health services including immunization clinics, mosquito control, open space, parks, trails, etc.)	14	19	17	18	17	18	13	19	19	20	17
Economic Development (includes attracting and retaining businesses and jobs)	14	16	17	14	17	15	10	16	17	14	18
Human Services (includes unemployment assistance, workforce training, child protection, adult protection, services for financially challenged families, Head Start, etc.)	25	14	23	14	18	18	28	18	14	15	13
Law Enforcement (includes Sheriff patrol, crime prevention, jail, District Attorney, prosecution, courts, etc.)	19	21	18	22	17	21	19	19	21	24	20
Public Services (includes maintaining official public records, Clerk and Recorder functions such as marriage licenses, elections, Assessor's valuation of property, Coroner, Treasurer, etc.)	10	11	10	11	9	11	10	11	10	10	9
Transportation Infrastructure (includes maintenance and construction of roads, bridges, drainage systems; snow removal, sidewalk construction, etc.)	19	19	16	20	21	18	19	17	19	17	23

Table 157: Question #23 by Tenure (Rent or Own Home), Presence of Children in Household, Business Ownership Status, and Annual Household Income

Please rate how well Adams County is currently doing in each of the following areas: (Percent rating as "Excellent" or "Good")	Do you rent or own your home?		Do any children 17 or younger live in your household?		Do you own a business in Adams County?		How much do you anticipate your household's total income before taxes will be for the 2012? (Please include total income from all sources and all persons living in your household.)				
	Rent	Own	Yes	No	Yes	No	Less than \$24,999	\$25,000 to \$49,999	\$50,000 to \$99,999	\$100,000 to \$149,999	\$150,000 or more
Welcoming resident involvement	44%	37%	40%	39%	46%	39%	25%	32%	43%	63%	35%
Being responsive to residents	54%	43%	57%	39%	34%	47%	42%	38%	54%	54%	10%
Generally acting in the best interest of the community	50%	49%	59%	44%	32%	51%	36%	35%	60%	62%	69%
Informing residents about issues facing the community	35%	39%	41%	35%	27%	39%	41%	29%	31%	54%	40%
Accessibility of elected officials	27%	31%	30%	30%	25%	30%	24%	33%	29%	33%	44%
Being open and transparent to the public	45%	26%	33%	31%	23%	33%	33%	21%	34%	31%	44%
Giving residents a chance to express their views before making decisions	54%	33%	47%	34%	38%	39%	40%	26%	38%	47%	55%
Being honest	40%	36%	48%	31%	42%	37%	39%	29%	42%	34%	44%
Treating residents with fairness and respect	56%	46%	60%	42%	43%	49%	46%	36%	59%	43%	52%

Table 158: Question #24 by Tenure (Rent or Own Home), Presence of Children in Household, Business Ownership Status, and Annual Household Income

How familiar are you with the Open Adams reform measures that Adams County is undertaking?	Do you rent or own your home?		Do any children 17 or younger live in your household?		Do you own a business in Adams County?		How much do you anticipate your household's total income before taxes will be for the 2012? (Please include total income from all sources and all persons living in your household.)				
	Rent	Own	Yes	No	Yes	No	Less than \$24,999	\$25,000 to \$49,999	\$50,000 to \$99,999	\$100,000 to \$149,999	\$150,000 or more
Very familiar	0%	3%	0%	3%	7%	2%	0%	2%	3%	0%	8%
Somewhat familiar	11%	11%	13%	9%	12%	11%	25%	4%	8%	7%	20%
A little bit familiar	25%	18%	21%	21%	7%	22%	23%	21%	13%	35%	8%
Not at all familiar	64%	68%	66%	67%	75%	66%	52%	73%	76%	58%	64%
Total	100%	100%	100%	100%	100%	100%	100%	100%	100%	100%	100%

Table 159: Question #25 by Tenure (Rent or Own Home), Presence of Children in Household, Business Ownership Status, and Annual Household Income

In general, how well do you think Adams County is doing on implementing the reform measures?	Do you rent or own your home?		Do any children 17 or younger live in your household?		Do you own a business in Adams County?		How much do you anticipate your household's total income before taxes will be for the 2012? (Please include total income from all sources and all persons living in your household.)				
	Rent	Own	Yes	No	Yes	No	Less than \$24,999	\$25,000 to \$49,999	\$50,000 to \$99,999	\$100,000 to \$149,999	\$150,000 or more
Excellent	6%	1%	5%	1%	0%	3%	10%	0%	1%	0%	0%
Good	12%	9%	15%	7%	16%	9%	16%	3%	6%	21%	0%
Fair	17%	12%	12%	14%	7%	14%	22%	17%	9%	10%	12%
Poor	0%	5%	1%	5%	4%	3%	2%	7%	2%	3%	8%
Don't know	66%	73%	67%	74%	73%	71%	50%	73%	81%	66%	80%
Total	100%	100%	100%	100%	100%	100%	100%	100%	100%	100%	100%

Table 160: Question #27 by Tenure (Rent or Own Home), Presence of Children in Household, Business Ownership Status, and Annual Household Income

Were you looking for work at any time during the last 2 years?	Do you rent or own your home?		Do any children 17 or younger live in your household?		Do you own a business in Adams County?		How much do you anticipate your household's total income before taxes will be for the 2012? (Please include total income from all sources and all persons living in your household.)				
	Rent	Own	Yes	No	Yes	No	Less than \$24,999	\$25,000 to \$49,999	\$50,000 to \$99,999	\$100,000 to \$149,999	\$150,000 or more
No	66%	76%	75%	71%	88%	71%	66%	70%	80%	70%	86%
Yes	34%	24%	25%	29%	12%	29%	34%	30%	20%	30%	14%
Total	100%	100%	100%	100%	100%	100%	100%	100%	100%	100%	100%

Table 161: Question #28 by Tenure (Rent or Own Home), Presence of Children in Household, Business Ownership Status, and Annual Household Income

Did you use any of the job seeker services at the Adams County Workforce & Business Center?	Do you rent or own your home?		Do any children 17 or younger live in your household?		Do you own a business in Adams County?		How much do you anticipate your household's total income before taxes will be for the 2012? (Please include total income from all sources and all persons living in your household.)				
	Rent	Own	Yes	No	Yes	No	Less than \$24,999	\$25,000 to \$49,999	\$50,000 to \$99,999	\$100,000 to \$149,999	\$150,000 or more
No	30%	61%	37%	53%	100%	46%	18%	77%	64%	33%	100%
Yes	70%	39%	63%	47%	0%	54%	82%	23%	36%	67%	0%
Total	100%	100%	100%	100%	100%	100%	100%	100%	100%	100%	100%

* Note: Question only asked of those who had been looking for work during the last 2 years.

Table 162: Question #28a by Tenure (Rent or Own Home), Presence of Children in Household, Business Ownership Status, and Annual Household Income

Why not?	Do you rent or own your home?		Do any children 17 or younger live in your household?		Do you own a business in Adams County?		How much do you anticipate your household's total income before taxes will be for the 2012? (Please include total income from all sources and all persons living in your household.)				
	Rent	Own	Yes	No	Yes	No	Less than \$24,999	\$25,000 to \$49,999	\$50,000 to \$99,999	\$100,000 to \$149,999	\$150,000 or more
Didn't know about them	75%	62%	71%	60%	39%	65%	50%	87%	69%	31%	0%
Didn't think they would help me	13%	27%	7%	29%	51%	21%	8%	13%	23%	69%	100%
Too difficult to access	13%	3%	6%	9%	41%	6%	16%	0%	11%	0%	0%
Other	12%	12%	17%	10%	10%	12%	34%	5%	8%	0%	0%

* Note: Percents add to more than 100% as respondents could choose more than one reason.

Question only asked of those who had been looking for work during the last 2 years and who had not used job seeker services at the Adams County Workforce & Business Center.

Tests of statistical significance could not be performed

Table 163: Question #28b by Tenure (Rent or Own Home), Presence of Children in Household, Business Ownership Status, and Annual Household Income

How would you rate the quality of the services provided?	Do you rent or own your home?		Do any children 17 or younger live in your household?		Do you own a business in Adams County?		How much do you anticipate your household's total income before taxes will be for the 2012? (Please include total income from all sources and all persons living in your household.)				
	Rent	Own	Yes	No	Yes	No	Less than \$24,999	\$25,000 to \$49,999	\$50,000 to \$99,999	\$100,000 to \$149,999	
Excellent	44%	35%	2%	64%	0%	41%	66%	6%	66%	0%	
Good	33%	31%	60%	15%	100%	31%	2%	70%	12%	89%	
Fair	2%	12%	1%	8%	0%	6%	2%	6%	10%	11%	
Poor	21%	23%	37%	12%	0%	22%	30%	18%	13%	0%	
Total	100%	100%	100%	100%	100%	100%	100%	100%	100%	100%	

*Note: Only asked of those who had been looking for work during the last 2 years and who had used job seeker services at the Adams County Workforce & Business Center.

Appendix D: Verbatim Responses to Open-ended Questions

Following are verbatim responses to the open-ended question on the survey, sorted alphabetically. The verbatim responses were not edited for grammar or punctuation.

Question #2: What do you like best about living in Adams County?

- A little bit of city, a little bit of country.
- Access In hospitals & shopping
- Access to
- ACCESS TO ALL ASPECTS OF LIFE
- Accessibility to Work, Denver, Boulder, Mountains etc
- Affordable
- Agriculture
- All the mature trees in the older neighborhoods.
- All things are handy for good living
- Am a native. Never got enough money to get out of town.
- AREA
- AWAY FROM DENVER
- Been here my whole life
- Being fairly close to downtown Denver.
- BETTER THAN DENVER
- Bike Trails - Please feel free to add more east bound.
- Bus Lines
- Central & other cities
- CENTRAL LOCATION
- Central to Denver
- Cheaper housing costs
- Cheaper to live in Adams County
- City life, but, close enough for outdoor mountain activities.
- City/Suburban/Rural and Open Space Blend
- Clean air, low traffic congestion
- CLEAN AND HELPFUL THANK YOU
- Climate/Location
- CLOSE ENOUGH TO AIRPORT, DENVER, SURROUNDING AREAS, ETC
- Close proximity to Denver

- Close to airport
- Close to Denver but still somewhat rural
- Close to Denver, but still feels smaller town
- CLOSE TO DENVER, INEXPENSIVE HOME
- Close to Downtown
- Close to I - 25
- CLOSE TO MOST SHOPPING
- Close to Water World
- CLOSE TO WORK
- Convenience of businesses. Schools are good.
- CONVENIENCE OF MOTOR VEHICLE LOCATION
- CONVENIENCE TO DOWNTOWN DENVER
- Convent To Hiways and Stores
- Cost
- Cost of living
- Country feel
- Country feel
- Country living
- County/city is upgrading parks.
- DISTRIBUTION OF FUNDS TO CITIES, TOWNS AND OPEN SPACE AND PARKS
- DK.
- Don't have to go too far for necessities
- DON'T KNOW
- EASY ACCESS TO DOWNTOWN, AIRPORT, AND I-25
- Events the County does
- Everything
- FREE HOUSING IS KILLING OUR AREA. WE DON'T KNOW OUR NEIGHBORS ANY MORE. THE PEOPLE THAT COME HERE KEEP MOVING FROM PLACE TO PLACE. NO COMMUNITY
- Friendly middle class
- Fun to witness political corruption
- Good access to shopping/services/not being too city/metro
- Good sheriff & road services, low sales tax.
- Has both city and a country feel depending on where you are
- Haven't been here long enough (2 years)
- HIGHWAY ACCESS, MOTORCYCLES
- Housing is less expensive

- Housing prices & convenience to Denver, Boulder & Ft Collins
- I can not answer for all of Adam Co.
- I don't know, I have lived here almost my whole life. I really don't have anything to compare it to.
- I FEEL SAFE IN MY NEIGHBORHOOD
- I grew up here
- I just moved to Adams County a few months ago so I'm still learning the area. I do like the open spaces
- I like how close it is to everything, I love all the parks and open spaces
- I LIKE HOW NICE ALL THE PEOPLE ARE
- I like the combination of rural & urban living.
- I LIVE IN A SR APT COMPLEX & LOVE THE QUIETNESS & SAFETY OF OUR COMPLEX
- I'm pleased with everything
- IT'S NOT DENVER COUNTY
- It's where i grewup-feel safe
- I've lived here all my life.
- Jobs
- JUST MOVED IN ON 3/5/12
- Just moved-in
- Large house in Thornton for less money community events in Thornton are great than other places.
- Law & order in unincorporated part.
- Less Congestion - Quieter - Open Space
- Less intensive code/code enforcement
- Less traffic & not close to Denver city
- Like the neighborhood
- Lived in County all of my 68 years-DON'T KNOW
- LOCATED IN COLORADO AND AWAY FROM INNERCITY
- Location
- Location
- Location
- Location
- Location of I-25
- LOCATION OF MEDICAL TREATMENT
- LOCATION RELATIVE TO OTHER PLACES
- LOCATION TO THE MOUNTAINS, DENVER LOVELAND + FT. COLLINS AREA
- Looser zoning laws

- Low crime rates, clean
- Low prices on homes for a first time buyer.
- Low property taxing
- LOW TAXES
- Lower sales tax
- LOWER TAXES
- LOWER TAXES
- Lower Taxes
- Lower Taxes & No Dog Breed Bans
- LOW-KEY WAY OF LIFE
- Meeting New People
- Mix of urban & rural
- Neighborhood
- Neighborhoods, open spaces, parks, access to city (Denver)
- Nice, quite county
- No Choice - Home paid for why more
- NOT AS MANY PEOPLE
- Not much anymore
- NOT TOO FAR FROM WORK
- Nothing
- Nothing []
- NOTHING IN PARTICULAR
- Open air less wind
- Open land, no Big corporations please
- Open Space
- Open Space
- Open Space
- OPEN SPACE AND PARKS
- Open Space Land
- Open space; country areas
- OPENESS, UNLIKE OTHER COUNTIES & CITYS
- Our Location is between Westminster Thornton Federal Heights (Unincorporated Adams)
- Over all there are good people here
- Overall - a SAFE place to live
- Parks
- Parks
- Parks

- Parks & Rec.
- Property prices are affordable.
- Proximity to a wide variety of services; open space.
- PROXIMITY TO MOUNTAINS
- Proximity to other locations
- Proximity To Recreation Areas
- Proximity to what I need & open space
- Proximity to work
- Quality of life. All your needs are fulfilled within the county limits
- QUIET
- Quiet and very little crime-Now!
- Quiet neighborhoods & authority
- Quiet, if mexicans, or Immigrants do not give loud parties
- Quietness
- Resources, easy access to everything.
- Reunion/Todd Creek area
- Rural Adams County is ideal
- Rural Areas close to the area cities
- Safe area to live in, not a high crime area
- Safe, but close to Denver
- SCHOOLS
- Seems like a nice place to live
- SEGURIOAD SERVICES PUBLICO
- SEMI RURAL, LOWER COST/ SPENDING OF GOVERNMENT
- Sending crooked employees to jail and the surrounding group!
- Sense of community
- Sense of community in my neighborhood
- Since 1959_ I don't have to travel hwy 25 to work
- Small town - we moved here from Denver
- Small Town Living
- Space
- Streets are clean
- Taxes are lower than Boulder, Jefferson, Broomfield counties
- That it's in Colorado
- The appearance & business
- The city takes care of the Roads.
- The Festivals, (winter fest, Ice cream concert socials, etc)

- The major part of the population is on the west end.
- THE NEIGHBORHOODS ARE FAIRLY QUIET
- The neighbors
- The new shops in Stapleton, Rec center, wesdenly creek
- The parks
- The Peace & Quiet On our Street.
- THE PEOPLE ARE VERY NICE
- THE PEOPLE WHO WORK HERE
- The rec. Center Mac and the other
- The rural atmosphere
- THE RURAL FEEL
- The Sheriff dept – They do a great job & very nice
- The upkeep and upgrades of the roads.
- The view! Close to the mountains & Lots of open space
- The walking paths/parks near my home.
- The weather
- TRAFFIC NOT TOO BAD, LOW CRIME RATE, AFFORDABLE HOUSING.
- Unincorporated tax rate
- Walking good market trails dog parks, Kid Parks
- We like the people/neighborhood that we live in
- WE LIVE ACROSS THE STREET FROM A PARK!
- We live close to all highways.
- We live in a rural area & have little if any problems with criminal behavior
- WHERE I LIVE ALL THE PARKS & TRAILS

Question #7: What kinds of jobs would you like to see remain or grow in Adams County? – Other responses

- ACCOMODATIONS AND SERVICES FOR SENIORS
- ALL OF THE ABOVE
- Adams County has much growth in many areas going on.
- Age related
- ALL
- ALL
- ALL
- ALL JOBS
- ALL JOBS

- ALL OF THE ABOVE
- ALL OF THE ABOVE
- ALL OF THE ABOVE
- All of the above.
- All of them
- All the above except government
- Any jobs that are legal & humane
- Being Heidis Back
- Boys-Girls Big Brothers & Sisters for youth
- Bring Agriculture Back to Importance
- Camp grounds.
- Elderly care
- Everything
- Fill empty strip malls
- Green Tech
- Grocery
- Have no Idea (Retired)
- Help small business, and get contract work.
- Jobs for real Americans
- More average restaurant other than Mexican, more neighborhood rec pools
- No RTD Trains, Why pay
- NORTHGLENN NEEDS GROCERY STORE
- Private Business
- Renewable energy
- Renewable Energy
- Retired & disabled
- SEEMS I FEEL MOST ANY JOB OR BUSINESS IS GOOD FOR A COMMUNITY
- SHOOTING RANGE
- Veterinary/ Animal
- Whatever works
- YOU DIDN'T LIST OIL AND MINING

Question #28, follow up to respondents answering they did not use any of the job seeker services at the Adams County Workforce & Business Center: Why not? Other responses

- Used the same sources {myself} that they use

Question #29: Do you have any additional comments you would like to make about quality of life in Adams County, or the way the county government operates or delivers services?

- 6-8 months ago I printed onto on the Lock Box Program supposedly administered by the police department, when I called about It was transferred MANY times & no one knew any thing
- Adams 12 school dist. You asked about others but not ours!?! The schools need help! Quit taking their money away!
- ADAMS COUNTY GENERALLY "LOOKS" RUN DOWN COMPARED TO OTHER COUNTIES. PROPERTY TAXES ARE HIGH! SCHOOLS ARE TERRIBLE
- Adams County is a safe place to live, not a high crime area.
- Adams County is very politically corrupt and elected officials Are not to be trusted - A Major Problem!
- Adams County needs more public transportation. Without a car, getting around is next to impossible.
- Adams Co should start deporting wetbacks - we have been invaded by Illegals! Look at our school's-how many fair hair kids do you see playing in school yards? not many- all you see is black hair! Stop using my tax dollars for public schools! Their culture
- ALL IN ALL, GOVERNMENT NEEDS TO COMMUNICATE WITH CITIZENS MORE RE: NEEDS, PLANS, DEFICITS, AVAILABLE MONIES.
- A lot of the streets need sidewalks.
- AM CONCERNED ABOUT ENVIRONMENTAL HAZARDS/TOXINS SUCH AS SUNCAR'S LEAKS INTO OUR RIVER/WATER SUPPLY.
- AS A SENIOR CITIZEN I DON'T HAVE ENOUGH INCOME TO DO ANY MORE THAN PAY MY BILLS. I ALSO DON'T HAVE CITY TRANSPORTATION TO DO ANYTHING AFTER 7.00 P.M. TO EVEN TAKE ADVANTAGE OF FREE EVENING EVENTS EVEN IF IT WAS SAFE TO WALK 2 BLOCKS TO A BUS STOP AT NIGHT
- Because all Adams County depts are corrupt & tightly controlled the only way to clean this up is to replace all directors and employees of these corrupt & controlled agency!
- Believe we seriously need to improve our school in Dist. 50. The court system needs to STOP "slapping the lands" of the GUILTY and treat the VICTIM with respect."
- Big Corporations own Adams County, locally-owned stores are non-existent. There are McDonalds, fast-food, with-in 2 miles apart. An individual doesn't have variety, beside Pepsi cola, Hershey, fast food corporations.
- Businesses and retail now need to be developed in the areas where housing has been developed in rural areas in the last 7 years or so.
- Clean up the bidding of contracted services.
- Clean up the County Commission once & for all
- CLEAN UP THE NEIGHBORHOOD IN NORTH STAR SCHOOL NEIGHBORHOOD
- Commissioner should be one / term only. Government officials should not hire families. Adams is seen by official family only in contracts, bids towards to their family and friends. Adams does not give opportunities to small business.

- Concerned about integrity of elected officials, “assessor ” and council. Too much corruption inside government
- Considering the men at the commissioners office & assessors office, the county has some work to do to repair their reputation & get residents trust back
- Despite recent revelations of improper actions by Adams County officials I think the majority of our officials are honest & have the interests of the tax payers as their # 1 concern.
- Difficult to rate Adams County as a whole. It's so different from place to place and where you live within the county. Overall, North Thornton is great most schools are good up here (Stargate is great) but southern and eastern areas are lacking. We need a

- DISAPPOINTED IN TAX ASSESSMENT CORRUPTION ALLEGATIONS, AS WELL AS PAVING CONTRACT TRANSGRESSIONS. THE OFFICIALS INVOLVED SHOULD BE PROSECUTED PROMPTLY.
- Don't like crooked assessor or some crooked County Commissioners. Some should be put in jail
- Education is the future. The schools here perform poorly! Improving the schools would greatly improve our community! The sheriff dept. Is doing a great job. Clean up the "freaks" on Federal Blvd!
- Elected official need to be cautious about how they spend money.
- Enforce code violations for weed &junk stored by houses. Fire hazard. Old cars in garage-with no plate fire hazard.
- Feel like we live in 'no mans lane' as the Sheriffs dept. has told us-'they make the rules around here' The laws are not upheld here-people do what ever they want-like park and drive on the WRONG SIDE of the street or in their front Lawn!
- FINE AS IS
- Fix & grade on 136th Ave between Potomac & US 85 due to puddling on south side of street.
- Focus should be in education, both in the classroom and administratively! It has been poor for some time.
- For unincorporated Adams county I would like to see recycling & free drop offs like tree branches & such like the cities have.
- Generally speaking, I know little about the working of Adams County. We're more likely to pay attention when things don't run well for us.
- GET RID OF CORRUPT OFFICIALS - NICHOLE, GIL REYES FIX THE ROADS CORRECTLY. I'M TIRED OF BOUNCING AROUND TOWN.
- Getting people amnesty does not make you a citizen and does not given you the right to vote. A driver's license with your picture does not give you the right to vote. A birth certificate or/and citizenship papers signed by a judge & witness does. Prove you
- Honestly not too involved or informed on county services. I've always had a positive image about Adams County.
- How can I find affordable housing for my father who is elderly and on a fixed income? He is in Lakewood and in a dangerous neighborhood. I would like to bring him to Adams County so he is with family!

- I am a senior citizen and don't know about a lot of services. You used to have a little newspaper (like the Sental) and I used to get my information from there.
- I am almost 80 years old & disabled and very much out of touch and sorry that I couldn't be more help. Sincerely, [____]
- I am completely disgusted and embarrassed with the amount of graffiti in unincorporated Adams County. I am afraid to go for a walk with the loose dogs and pitbulls in unincorporated Adams County. I am sick of dog feces in my yard when I don't have a dog. I am impressed they are doing a survey
- I am just going to comment on the appearance of this area where I live. Graffiti is a problem. Furniture and junk in the yards. Reported it to the county and one month later, it mainly is still there area. {undo} are a problem, don't know. Just not like it was
- I AM RETIRED I DO NOT NEED WORK BUT THERE ARE LOT OF PEOPLE UNEMPLOYED AND FAMILIES SUFFERING BECAUSE OF JOB LOSS.
- I am sick of news reports about crooks in government - please find some honest non-greedy Democrats - kick out Republicans
- I believe a changing of the guard is a good thing. It seems in the past government was controlled by prominent families
- I did find it quite difficult to be positive - what with all of the news about the County Comm & the Assessor.
- I felt like part of a community when I received notification stating/asking for my opinion. Thank you!
- I FIND THE UN-FINISHED DEVELOPMENTS IN UNINCORPORATED TO BE AN EYE SORE 88TH & LOWELL, 88TH & FEDERAL, 100TH & FEDERAL. THEY HAVE TURNED INTO WEED FILLED LOTS.
- I GREW UP HERE, MOVED AWAY AND MOVED BACK TO RAISE MY DAUGHTERS. THEY DIDN'T ENJOY GROWING UP HERE AND SWEAR NEVER TO RETURN. I ENJOYED BEING RAISED HERE AND SOMEWHAT ENJOY IT NOW. NICE TO HAVE NEW RESTAURANTS NEW SCHOOLS, PEOPLE ARE NOT FRIENDLY. BUT I AM.
- I hate the HOAs, There an unnecessary expense. They charge me money to enforce rules the Govt already has and they have ridiculous powers too, like put a lien on someone's home.
- I have great concern about the availability of, sale of and use of drugs us my area which of near E.B. Rains park.
- I have lived in Adams County for 77 years & have always been happy here. There isn't a good mall for shopping in Northglenn. The quality of available education has steadily declined.
- I HAVE SEEN MY NEIGHBORHOOD GO FROM GOOD TO GANGSTERS, GRAFFITI, PIT BULLS, BROKEN GLASS, LOUD MUSIC, CHILD NEGLECT AND CRIME.
- I have some choice words about my property taxes being raised while my home lost 80k. value in 2010.
- I know that things are improving in my "Goat Hill" neighborhood. But it is a sin that West H.S. budget was 92 million and it is next to a slum! - Improve quicker!
- I LIKE LIVING IN ADAMS COUNTY. HOWEVER, I WOULD REALLY LIKE TO SEE MORE OPEN SPACE, TRAILS, ANOTHER REC CENTER IN THE NORTH THORNTON AREA

- I live at 72nd & Sheridan. No one is redeveloping Albertsons shopping center spots due to Walmart. So several strip malls are bare. We need more parks & bike paths. I like Arvada because they have that. I'm glad Penneys is staying. I'm not driving up I-25 just to go there.
- I live in unincorporated Adams County. The water is bad, the roads are terrible, there are no streetlights, and nothing is done about unsightly homes or dog control.
- I Love the 3 Acres we purchased out here. Quiet, great neighbors. Lived in Aurora for 31 years. Best move I ever made! Corrupt officials in Adams city have been an issue lately.
- I really don't know a lot about it.
- I really enjoy the Winter Fest fireworks Festivals & the Ice Cream concert socials, where I can talk to council members in an informal setting. I'd like to see complete off street connecting bicycle routes. I.e.- There is No East/West connection south of
- I think it's also up to us citizens to seek out information about county - which I obviously don't do - since I don't seem to know a lot !
- I think making the water softer and not so hard because it dries out your skin and it tastes funny.
- I think that one of the commissioner portray herself badly for the county, I am glad that she wasn't able to rerun.
- I think that the commissioner should take more interest in the elderly and the poor needing help- and have honest people in the county office.
- I think the fees attached to shopping in the Adams County area of Brighton's Platte Valley should be removed paid by builders, or let's be honest and vote for them as a tax. I, like many others, shop outside my community because of them.
- I THINK THE COUNTY IS SO DIVERSE THAT ANSWERS WILL VARY GREATLY & THIS SURVEY SHOULD BE BROKEN DOWN MORE TO CONSIDER ISSUES REGIONALLY INSTEAD OF COUNTY WIDE
- I think there are areas of Adams Cty that are at increased risk for crime and poverty. I appreciate that graffiti is removed promptly and hope that consideration will be taken for business development. To decrease this risk (Type of business clusters)
- I THINK THERE WAS A LOT OF MONEY SPENT ON THE NEW HIGH SCHOOL THAT COULD HAVE BEEN PUT TO BETTER USE IN EDUCATION SERVICE.
- I was a teacher who was treated horribly in Dist. I. As a result of my experiences and my witnessing incompetent administration, I no longer have faith in this corrupt educational system.
- I WISH THE COUNTY WOULD PROVIDE TRASH PICK UP. PEOPLE WOULD BE LESS LIKELY TO PILE TRASH IN THEIR YARDS WHICH IS AN EYE SORE AND HEALTH ISSUE NO LONGER HAVE CONFIDENCE IN OUR COMMISSIONERS.
- I WORK WITH ADAMS COUNTY REGIONAL PARK / FAIRGROUNDS TO HOST DOG AGILITY EVENTS. THE STAFF THERE IS EXCELLENT!
- I would like to see a significant investment made into the Adams County school districts. Its embarrassing how bad our public schools are and how low Adams schools score. If you want to keep & attract quality residents our school systems need to improve.
- I WOULD LIKE TO SEE SOME HONEST PEOPLE IN OUR ADAMS COUNTY GOVT. IT IS A SHAME WHAT HAS HAPPENED OUR MONEY HAS JUST BEEN WASTED.

- I would like to see vacant, rundown buildings & areas & roads fixed up & used before building new ones unless not as cost effective.
- I would like to think I can trust persons that work in public jobs.
- I WOULD LOVE A GOVERNMENT JOB.
- I'm not happy the way Adams County care about itself and not the people who make up the county. No common sense with Adams County headers
- I'm so appreciative of the trash service because I'm handicapped & the helping of a house tax problem due to my health. Thank you so much - I've been here 39 years.
- IN GENERAL I AM PLEASED WITH QUALITY OF LIFE IN ADAMS. MY COMPLAINTS: SPENDING SO MUCH MONEY FROM PROPERTY TAX ON SCHOOLS. SCHOOLS WASTE MONEY.
- In my opinion Adams County District 50 schools, need a lot of work for their schools. I don't agree with this standard Based Education system, It doesn't work, and if students need tutoring they should get it. Not to base it on a family's income.
- In unincorporated Adams, our Thornton water bills are so high, many residents let their yards go. Also, there seems to be no code enforcement regarding weeds, vehicles parked in yards, junk, etc.
- Enforce City Codes. A clean Town makes people want to live here. I have lived here since 1962. If I could afford to I would move!
- IT IS DISAPPOINTING TO HEAR ABOUT ADAMS COUNTY INVOLVEMENT WITH QUALITY PAVING AND THE ABUSE OF THE SYSTEM THAT TOOK PLACE. ALSO UNFAIR THAT ASSESSMENTS AND HOW GIL REYES IS STILL EMPLOYED BY ADAMS COUNTY AFTER HIS UNFAIR ASSESSMENTS FOR PERSONAL GAIN.
- It seems as if the poorer neighborhoods are left in the dark about public matters.
- IT SEEMS LIKE A LOT OF THE EDUCATED WORK FORCE GOES TO DENVER OR BOULDER TO WORK. BETTER TRANSPORTATION TO THESE PLACES AND / OR BETTER LOCAL JOBS WOULD BE A PLUS.
- It seems like Adams County encourages rental properties (apartments complexes) that are run-down and attract less than desirable tenants. Specifically it seems like the County is encouraging "Slum Lords" and illegal immigration just to increase tax revenue
- It seems that what some of us have to say is overlooked. Our Sherriff should have been disciplined for his actions but was not. The successor was not disciplined either. So it seems like the government is above the law.
- It seems to me we would have more money to spend for school if there weren't so many crooks in Adams County government
- LOWER MY TAXES
- Lower taxes, less Government, less government administration
- More controls over departments expenditures
- More frequent bus services.
- My neighborhood has a significant gang issue, there is a lot of graffiti, and people do not feel safe. The retail space is run-down, and the streets are not well maintained. I am considering moving to a safer neighborhood in another county. The sheriff's

- My problem is we live on main street (Pecos) Snow trucks throw snow in our drive way, my husband is on dialysis have to leave early in morning and I have to try dig out my driveway to get vehicle out. I try to stop driver but he won't stop, I call
- N/A
- N/A
- N/A
- N/A
- NA
- NEED TO GET RID OF ALICE NICHOL - I CAN'T BELIEVE SHE IS STILL IN OFFICE & MAKING DECISIONS FOR ADAMS CTY. WHAT AN EMBARRASSMENT SHE IS.
- Need to limit retail which are strictly for Latinos-store advertising should be in ENGLISH. Afraid Latinos will take more retail opportunities-County caters to Spanish speakers.
- Need to spend money and work on unincorporated Adams instead of building new around it.
- NEIGHBORHOOD SPEEDS ARE WAY TOO HIGH (SPEED OF TRAFFIC, NOT POSTED SPEEDS)
- No
- No
- No
- No
- No
- no
- No additional comments
- No comment, I am retired, everthing with me is enough.
- No I'm happy as is. Thanks.
- NONE
- None
- None
- None
- Nope
- NOT AT THIS TIME
- Not at this time
- Not happy about the new building. Unnecessary expense causing quality of life to decrease to County Employees. I AM NOT employed by county. You hired someone in N.J. to do a Survey? What about local print shops?
- One concern I have is the way we allow warehouses/buildings to be constructed & then they sit empty for years & possibly forever. There should be a lease before construction. I also have concerns the way assistance is given to people who have several fami

- Only if you can fix traffic on Essex on Unincorporated Adams County called city View Heights, people use this street to get to the Highway on 84th It's gotten like a speedway in 36 years. I've seen a few collisions. Thank you
- Over all a good place to live, diverse people, Not hoity-toity.
- OVER ALL Excellent
- Overall it's a great community to live in need more retail options, trails that connect, more transportation opportunities - light rail some day.
- PAST UNETHICAL PUBLIC OFFICIALS DEALINGS HAVE GIVEN THE COUNTY A BLACK EYE. OPEN, HONEST BEHAVIORS AND TIME WILL BE NEEDED TO REGAIN PUBLIC TRUST.
- People moving here seem to not care about property numerous people in single family home, trash in always
- Please consider the vast job/taxes/quality of life opportunity associated with enticing small, sustainable organic business such as raising organic livestock, organic farming & petting zoos, etc - a boon to everyone & preserves the land.
- PLEASE ENFORCE THE FIRE WORKS CODE!
- Please focus on our schools. These children make up our future. Gov't needs to make better choices where funding is being allocated.
- Poor property tax assignment. Hopefully getting straightened out. Very great mis-management of finance in School District 50.
- Public transportation is greatly needed in this area (light rail) Easy access to E-470 would also be nice. Why not the south side of Denver paying for E-470?
- Quality of life here in Adams County has been good and fair for our family. Do they have a Big Brothers-n-Sisters organization? Focus more on jobs and crime need extra attention.
- Question # 23: City of Thornton officials are great, honest respectful, open acting in our best interest etc. The county leaves a lot of questions to be answered
- Quit cutting education budgets. School districts in Adams County are failing because of severe budget cuts. It seems Adams County only believes in overcrowding its classrooms and demanding more from students and teachers. This is ridiculous.
- RESIDENTIAL BUILDING CODES NEED TO BE AFFIRMED. TRAFFIC LAWS NEED TO BE ENFORCED. FIREWORKS ARE OUT OF CONTROL.
- Residents should be kept informed on what the county is doing near them. I live on Riverdale Rd. What are all the lakes, ponds, etc. for? What are they going to be used for? An email, a letter, something would be nice! Communicate with residents to that effect.
- Roads in back areas need work - black top or other cover would help sections left undone-entirely muddy when it rains or snows. Need more grocery stores, good restaurants in northern area.
- SAVE THE MONEY SPENT ON THIS SURVEY SPEND IT ON A COUNTY PROJECT LIKE A FIRING RANGE OR ROADS
- Seriously concerned about Adams County Five Star Schools & how the budget is being spent to better educate Adams County children.
- SHERIFF'S DEPT. IS DOING AN EXCELLENT JOB!

- Since having retired, I have left a lot of stuff go and am enjoying life. But try to keep up on important stuff.
- **START WITH VALUES ON BACK PAGE-**
- Stop wasting water on landscaping. Make it all Xeric. Enforce vehicle pollution and noise laws.
- Streets & roads on par with Colo. State Rds which are embarrassment to residents when tourists come thru. More money spent on guardrails & painting of lines than used to fill holes or put down new pavement!
- Survey is too broad & redundant
- The appointed and elected officials that have brought disgrace to the county & their office should resign, step down & pay back for all of their to inappropriate & criminal activities
- The area around the entries like I-270 including Commerce City. Does nothing to project a positive image of Adams County
- The breaking at Legacy Ridge.
- The County Assessor, Gil Reyes, is an absolute disgrace yet he remains in office.
- **THE FACT IS THE GOVERNMENT IS ONLY AS STRONG AS IT'S PEOPLE. IF WE VOTE IN CROOKED POLITICIANS WE ARE TO BLAME NOT THE SYSTEM. ITS THE GOOD ELECTED SERVANTS THAT KEEP OUR COUNTY GREAT!**
- The loss of an onsite manager from Strasburg east lowered our quality of life, snow removal (road opening) is slower. Main roads were kept in better condition. Help in emergency situation no longer exists. Taxes collected verses services seem off balance
- The north metropolitan area is lacking development especially in highway infrastructure and taxes are not equally appropriated, Example, RTD has neglected our area and Adams County Commissioners need to do more to address this matter.
- The one who used County taxes to pave their drive at home should have to pay for it.
- **THE PERCEPTION OF ADAMS CTY GOVT SEEMS TO BE ONE OF CORRUPTION. YOUR TAXES ARE VERY HIGH COMPARED TO BOULDER & LARIMER. WE LACK CONFIDENCE, AT THIS TIME, IN ADAMS CTY'S ADEQUATE CONTROL OF OUR EXCESS PE TAX CONTRIBUTIONS.**
- The questionable ethics of our elected officials is concerning.
- The snowplow services range from good at times to poor. I have had the snowplow leave huge boulders of snow near my mailbox and driveway many times, that I have had to shovel, and move myself to prevent car damage.
- The streets in my neighborhood are very bad there are many pot holes, through out The streets, also alot of speeding around the streets where are children play.
- **THE TOLLS ON E470 ARE OUTRAGEOUS! THE LOWER SPEED LIMITS AROUND IT ARE INFURIATING. I THINK THE COUNTY OUGHT TO PLAY A ROLE IN REMAKING HOW E470 IS MANAGED. SO FAR, I CONSIDER E470 A FAILURE.**
- The water provided by S. Adams County water is horribly hard. There's No reason for it to be so hard It's why I will be leaving the county
- There are multiple people living in single residences, empty homes are eye sores, weeds, junky yards - code violations are ignored. Storm sewers are not cleaned out often enough

- There wasn't much out there when I looked online. When I went to the nearest facility--the lines were long and it was taking too much time.
- THEY CALL MY AREA RURAL, SO I DONT GET THE SAVINGS FOR UNDERGROUND TELEPHONE LINES, OR ELECTRICAL SAVINGS. ISNT IT ABOUT TIME TO BRING MY RURAL AREA UP TO 2012 STANDINGS? IF I LIVE IN A RURAL SETTING, WHY AM I NOT PAYING RURAL PROPERTY TAXES?
- They only comment I have is on paying property taxes. When someone is behind on their taxes they have to pay the full amount with either a money order or cashiers check. There is no sort of payment options and you should be able to make payments other t
- THIS WAS A DIFFICULT QUESTIONAIRE. TO BE SUCCESSFUL IN ANY TASK, JUST FOLLOW THIS PLAN: DO ALL THINGS AS UNTO THE LORD. YOU CAN'T FAIL THEN.
- Throw all the Adams Co commissioners in Jail !
- Too much corruption on part of certain elected officials and employees. Those elected officials who are not corrupt are not taking the lead in promoting measures to remove corrupt officials.
- Try calling the County Commisssoners, see if any one is in. See what response you have calling the Sheriffs dept. Why do we have to pay someone in NJ. to conduct the survey? Can't anyone in Adams County count?
- Unincorporated Adams has many homes w/ junk in front & back yards, Too many dogs in one family, environment lowers houses in conditions rated as lower income.
- Upgrade 1-25 on north side bring business back - need a north tech center
- Wasteful Spending Thru Consultants, Trainers, Advisers. Come On Ethics by A NYC Firm. Before the Nichols, Warren, Robinson, Asay and Quality Paving Corruption. We were the Envy of Others by Level of Quality and success. Do Not Reinvent the wheel
- WE HAVE A GOOD JAIL-USE IT?
- We have lived in Adams County for less than 6 months so we don't have much county- related info or opinions, However, are will work to research/learn more about the county now that we're settled in
- We live in unincorporated Adams, don't know about other areas: Westminster, Fed. Heights, Thornton Northglenn, as we have little to do in those areas.
- We love living in Brighton - Our church is wonderful, Zion Congregational, our neighbors, are great - we love chick fila, kings, kohls We are happy to see the former members of county government brought to justice - police & fire department excellent – great
- We love the Adams County Fair in August. We have been attending it since the 70's. We visit the cultural center/history museum often. Adams Co. Should hold more events there.
- We need 5 county commissioners. The county has grown enough to justify 6. But if they aren't honest & ethical - 3 are enough
- We need better bus routes to Anschutz Medical campus & Downtown. Not sure if the county handles this or not.
- We need more code enforcement in Shaw Heights; sofas and other furniture in the front yard front porches, over grown weeds etc. Don't know about unincorporated Adams County.
- We would enjoy more parks and walking/biking paths that are cleaned up and don't have homeless people living on them. The graffiti in the neighborhood is quite an eyesore.

- Why do we need street lights on Hwy 2? No Asphalt on Imboden Rd-where did the money go? don't pay till the work is done.
- Would like more shopping & gas stations in North Thornton would like Holly and 144th paved.
- Would like to see clean up along Federal from 92nd south, clean up Schools - right now would have to send kids to Westminster High, not comfortable with that school's reputation.



Commissioners Office

4430 S. Adams County Parkway
5th Floor, Suite C5000A
Brighton, CO 80601-8204

phone 720.523.6100
fax 720.523.6045

www.adcogov.org

Gil Reyes

Assessor

Karen Long

County Clerk / Recorder

Monica Broncucia-Jordan

Coroner

W.R. "Skip" Fischer

County Commissioner District 1

Alice J. Nichol

County Commissioner District 2

Erik Hansen

County Commissioner District 3

Don Quick

District Attorney

Carol Snyder

Public Trustee

Douglas N. Darr

Sheriff

Tim Thoms

Surveyor

Brigitte Grimm

Treasurer

Dear Adams County Resident:

We want to hear from you! We are conducting an Adams County Quality of Life Survey as part of the Open Adams strategic plan. Your opinions are crucial and will help us determine the direction to take in improving your county government and our community's quality of life.

Your household was randomly selected to receive this survey. We would also like to **randomly** choose an adult **within** the household to complete the survey. We ask that the adult (anyone 18 years or older) in your household who most recently had a birthday should complete this survey. The year of birth of the adult does not matter. This may sound strange, but it really does work to randomize who participates in the survey.

Please have the appropriate member of the household spend a few minutes to answer all the questions and return the survey in the enclosed postage-paid envelope to National Research Center, Inc., the independent organization conducting this survey. Your answers are completely confidential and will be reported in group form only.

If you would prefer, you can complete the survey on the internet at:

www.n-r-c.com/survey/AdamsCounty.htm

If you choose to do the survey online, you will have to enter an access code. This code is printed on the top of this letter.

Thank you very much for taking a little time to share your thoughts and opinions. If you have any questions about this survey, please contact Kristin Sullivan, Planning Manager in the Adams County Planning and Development Department at 720-523-6857 or KSullivan@adcogov.org.

You can learn more about Open Adams at the website:

www.adcogov.org/openadams

In addition to providing ongoing information about the project, the survey results will be posted there.

Sincerely,

W.R. "Skip" Fischer, *Chair of the Board of County Commissioners on behalf of all the elected officials, appointed officials, and department directors of Adams County*

¡Queremos oír de usted! Su hogar se ha seleccionado aleatoriamente para participar en la encuesta sobre la calidad de vida en el Condado de Adams. Si usted no puede terminar el examen incluido en inglés, por favor obtenga ayuda de un amigo o amiga, o de algún miembro de su familia. Después de llenar la encuesta devuelva la encuesta en el sobre que está incluido. Usted puede también tomar el examen en el internet en español. Vaya a www.n-r-c.com/survey/AdamsEspanol.htm

O usted puede también llamar al 720-523-6857 y pedir que un examen español sea enviado a usted. ¡Gracias!

Spring 2012



Commissioners Office

4430 S. Adams County Parkway
5th Floor, Suite C5000A
Brighton, CO 80601-8204

phone 720.523.6100
fax 720.523.6045

www.adcogov.org

Gil Reyes

Assessor

Karen Long

County Clerk / Recorder

Monica Broncucia-Jordan

Coroner

W.R. "Skip" Fischer

County Commissioner District 1

Alice J. Nichol

County Commissioner District 2

Erik Hansen

County Commissioner District 3

Don Quick

District Attorney

Carol Snyder

Public Trustee

Douglas N. Darr

Sheriff

Tim Thoms

Surveyor

Brigitte Grimm

Treasurer

Dear Adams County Resident:

About a week ago we sent you this survey that asks for your opinion about quality of life in Adams County. If you have already completed the survey and returned it, we thank you and ask you to disregard this letter. Please do not complete the survey a second time. If you haven't had a chance to get to the survey, we ask you to spend a few moments to complete it now. Your point of view is very important to us.

We want to hear from you! We are conducting an Adams County Quality of Life Survey as part of the Open Adams strategic plan. Your opinions are crucial and will help us determine the direction to take in improving your county government and our community's quality of life.

Your household was randomly selected to receive this survey. We would also like to **randomly** choose an adult **within** the household to complete the survey. We ask that the adult (anyone 18 years or older) in your household who most recently had a birthday should complete this survey. The year of birth of the adult does not matter. This may sound strange, but it really does work to randomize who participates in the survey.

Please have the appropriate member of the household spend a few minutes to answer all the questions and return the survey in the enclosed postage-paid envelope to National Research Center, Inc., the independent organization conducting this survey. Your answers are completely confidential and will be reported in group form only.

If you would prefer, you can complete the survey on the internet at:

www.n-r-c.com/survey/AdamsCounty.htm

If you choose to do the survey online, you will have to enter an access code. This code is printed on the top of this letter.

Thank you very much for taking a little time to share your thoughts and opinions. If you have any questions about this survey, please contact Kristin Sullivan, Planning Manager in the Adams County Planning and Development Department at 720-523-6857 or KSullivan@adcogov.org.

You can learn more about Open Adams at the website:

www.adcogov.org/openadams

In addition to providing ongoing information about the project, the survey results will be posted there.

Sincerely,

W.R. "Skip" Fischer, *Chair of the Board of County Commissioners on behalf of all the elected officials, appointed officials, and department directors of Adams County*

¡Queremos oír de usted! Su hogar se ha seleccionado aleatoriamente para participar en la encuesta sobre la calidad de vida en el Condado de Adams. Si usted no puede terminar el examen incluido en inglés, por favor obtenga ayuda de un amigo o amiga, o de algún miembro de su familia. Después de llenar la encuesta devuelva la encuesta en el sobre que está incluido. Usted puede también tomar el examen en el internet en español. Vaya a

www.n-r-c.com/survey/AdamsEspanol.htm

O usted puede también llamar al 720-523-6857 y pedir que un examen español sea enviado a usted. ¡Gracias!

Adams County Quality of Life Survey

1. Please rate each of the following aspects of quality of life in Adams County:

	<u>Excellent</u>	<u>Good</u>	<u>Fair</u>	<u>Poor</u>	<u>Don't know</u>
Adams County as a place to live	1	2	3	4	5
Your neighborhood as a place to live	1	2	3	4	5
Adams County as a place to raise children.....	1	2	3	4	5
Adams County as a place to work	1	2	3	4	5
Adams County as a place to start and/or operate a business	1	2	3	4	5
Adams County as a place to retire	1	2	3	4	5
The overall quality of life in Adams County	1	2	3	4	5

2. What do you like best about living in Adams County? _____

3. Please rate each of the following characteristics as they relate to Adams County as a whole:

	<u>Excellent</u>	<u>Good</u>	<u>Fair</u>	<u>Poor</u>	<u>Don't know</u>
Sense of personal safety	1	2	3	4	5
Emergency response times (fire, ambulance, sheriff, etc.).....	1	2	3	4	5
Sense of community	1	2	3	4	5
Openness and acceptance of the community toward people of diverse backgrounds.....	1	2	3	4	5
Overall appearance of Adams County.....	1	2	3	4	5
Overall quality of new development in unincorporated Adams County	1	2	3	4	5
Variety of housing options	1	2	3	4	5
Overall quality of business and service establishments in Adams County..	1	2	3	4	5
Shopping opportunities.....	1	2	3	4	5
Opportunities to attend cultural activities.....	1	2	3	4	5
Recreational opportunities.....	1	2	3	4	5
Opportunities to participate in outdoor recreation or enjoy nature.....	1	2	3	4	5
Employment opportunities	1	2	3	4	5
Educational opportunities.....	1	2	3	4	5
Opportunities to participate in community matters	1	2	3	4	5
Ease of car travel in Adams County	1	2	3	4	5
Ease of bus travel in Adams County	1	2	3	4	5
Availability of paths and walking trails.....	1	2	3	4	5
Traffic flow on major streets	1	2	3	4	5
Availability of affordable quality housing.....	1	2	3	4	5
Availability of affordable quality child care.....	1	2	3	4	5
Availability of affordable quality health care.....	1	2	3	4	5
Availability of recycling services	1	2	3	4	5
Drinking water quality.....	1	2	3	4	5
Overall image or reputation of Adams County	1	2	3	4	5

4. How prepared are you and your household for a disaster or emergency (e.g., flood, tornado, blizzard, etc.)?

- Very prepared
 Somewhat prepared
 A little bit prepared
 Not at all prepared

5. To what degree, if at all, are each of the following a problem in Adams County?

	<u>Not a problem</u>	<u>Minor problem</u>	<u>Moderate problem</u>	<u>Major problem</u>	<u>Don't know</u>
Run down buildings, weed lots or junk vehicles	1	2	3	4	5
Graffiti.....	1	2	3	4	5
Violent crime (e.g., sexual assault, robbery)	1	2	3	4	5
Property crimes (e.g., burglary, theft)	1	2	3	4	5
Environmental hazards, including toxic waste	1	2	3	4	5
Weeds and other noxious or invasive plants in open lands	1	2	3	4	5
Child abuse and neglect.....	1	2	3	4	5
Neglect, exploitation or mistreatment of at-risk adults	1	2	3	4	5

Adams County Quality of Life Survey

6. How well is Adams County retaining existing businesses and attracting new businesses?

- Excellent
 Good
 Fair
 Poor
 Don't Know
 It is not the job of Adams County to retain and attract businesses

7. What kinds of jobs would you like to see remain or grow in Adams County? (Select all that apply.)

- | | | |
|--|---|--|
| <input type="radio"/> Arts, entertainment and recreation | <input type="radio"/> Healthcare | <input type="radio"/> Professional and business services |
| <input type="radio"/> Construction | <input type="radio"/> Leisure and hospitality | <input type="radio"/> Real estate |
| <input type="radio"/> Education | <input type="radio"/> Information technology | <input type="radio"/> Retail |
| <input type="radio"/> Financial services and banking | <input type="radio"/> Manufacturing | <input type="radio"/> Transportation |
| <input type="radio"/> Government | <input type="radio"/> Media | <input type="radio"/> Utilities |
| <input type="radio"/> Other _____ | | |

8. Please tell us where most future development in Adams County should be located. (Please check only one.)

- Within already developed communities with available buildings or unused land
 On open land at the edges of existing cities and towns
 On rural land

9. What type of new development density would you be most interested in seeing in unincorporated Adams County?

- Housing should be on larger lots and buildings should be spread out, similar to the “typical” suburban neighborhoods and shopping areas
 Residential and commercial development should be more dense, and close to each other, making it easier to walk from place to place
 Housing and commercial development on very large lots within rural areas

10. Do you think the costs of new development should be paid for by the residents of new development, or should the county use general taxes to assist with the development?

- Development should pay for itself
 General county tax dollars should fund development
 Some of the costs for development should be paid by general county taxes
 Don't know

11. Please rate the quality of each of the following services provided by other agencies (i.e., special districts and metro districts), not by Adams County.

	<u>Excellent</u>	<u>Good</u>	<u>Fair</u>	<u>Poor</u>	<u>Don't know or Not applicable</u>
Public school districts.....	1	2	3	4	5
Fire services.....	1	2	3	4	5
Water and sanitation services	1	2	3	4	5
Street and drainage maintenance services	1	2	3	4	5
Library services	1	2	3	4	5
Park and recreation services	1	2	3	4	5

Adams County Quality of Life Survey

12. Please rate the quality of each of the following services provided by Adams County:

	<u>Excellent</u>	<u>Good</u>	<u>Fair</u>	<u>Poor</u>	<u>Don't know or Not applicable</u>
a. Adams County open space, parks and trails system	1	2	3	4	5
b. Animal Shelter / Adoption Center	1	2	3	4	5
c. Building permits and inspections.....	1	2	3	4	5
d. Collection of property taxes.....	1	2	3	4	5
e. Community development (build the capacity of citizen groups and community organizations so they may enhance the economic, social, environmental and cultural well-being of our communities).....	1	2	3	4	5
f. County courts.....	1	2	3	4	5
g. Development standards and regulations (sets standards and regulations for the unincorporated areas of the county to guide development to protect and promote the public health, safety, and general welfare of the county).....	1	2	3	4	5
h. Drainage and storm sewer infrastructure (adequate to handle storm events and prevent flooding) in unincorporated Adams County	1	2	3	4	5
i. Economic development (identify and encourage investments by businesses, creating new jobs).....	1	2	3	4	5
j. Elections and voter registrations	1	2	3	4	5
k. Emergency management (coordinates the efforts in coping with emergencies, disasters and terrorist threats by preparing, responding, recovering and mitigating incidents).....	1	2	3	4	5
l. Employment assistance programs through the Workforce & Business Center.	1	2	3	4	5
m. Enforcement of county codes, ordinances and regulations (building codes, zoning and development regulations, Blight Ordinance enforcement for the removal of junk and weeds, graffiti removal)	1	2	3	4	5
n. Housing assistance services (emergency housing, rental assistance, down payment assistance for first-time home buyers, etc.).....	1	2	3	4	5
o. Long range planning (administers and updates the Comprehensive Long Range Plan, coordinates with both local and regional stakeholders in planning for the current and future needs of the county).....	1	2	3	4	5
p. Motor vehicle registration.....	1	2	3	4	5
q. Online (internet) property lookup	1	2	3	4	5
r. Public records and documents searches	1	2	3	4	5
s. Roadway maintenance of paved and graveled roads in unincorporated Adams County	1	2	3	4	5
t. Services provided to financially challenged families, programs like Temporary Assistance to Needy Families (TANF), Military Assistance Program, Food Assistance (SNAP/Food Stamps), etc.....	1	2	3	4	5
u. Services provided to protect children suspected of being abused or neglected.....	1	2	3	4	5
v. Services provided to vulnerable adults suspected of being abused or neglected	1	2	3	4	5
w. Sheriff services	1	2	3	4	5
x. Snow and ice removal in unincorporated Adams County.....	1	2	3	4	5
y. Traffic control (street lights, signs, etc.) in unincorporated Adams County...	1	2	3	4	5

13. Looking at the services in Question 12, which FIVE (5) services do you think are **MOST important** for maintaining and improving the quality of life in Adams County? (Please write in the appropriate letter(s) for the services below.)

1) _____ 2) _____ 3) _____ 4) _____ 5) _____

14. Looking at the services in Question 12, which FIVE (5) services do you think are **LEAST important** for maintaining and improving the quality of life in Adams County? (Please write in the appropriate letter(s) for the services below.)

1) _____ 2) _____ 3) _____ 4) _____ 5) _____

Adams County Quality of Life Survey

15. Overall, how would you rate the quality of the services provided by Adams County?

- Excellent
 Good
 Fair
 Poor
 Don't Know

16. How would you rate the value of services you receive from Adams County for the taxes paid?

- Excellent
 Good
 Fair
 Poor
 Don't Know

17. How informed would you say you are about the job Adams County government is doing?

- Very well informed
 Informed
 Somewhat informed
 Hardly informed at all
 Don't Know

18. How much of the time do you think you can trust Adams County government to do what is right?

- Always
 Most of the time
 Only some of the time
 Almost never
 Never
 Don't Know

19. Overall, how would you rate the overall direction that Adams County is taking?

- Excellent
 Good
 Fair
 Poor
 Don't Know

20. Have you had any in-person, phone or email contact with an Adams County employee, regardless of department or office, within the last 12 months (including sheriff, receptionists, planners, engineers or any others)?

- No → Go to Question 22
 Yes → Go to Question 21

21. What was your impression of the Adams County employee in your most recent contact?

(Rate each characteristic below.)

	<u>Excellent</u>	<u>Good</u>	<u>Fair</u>	<u>Poor</u>	<u>Don't know</u>
Knowledge.....	1	2	3	4	5
Responsiveness.....	1	2	3	4	5
Respectfulness.....	1	2	3	4	5
Courtesy.....	1	2	3	4	5
Overall impression.....	1	2	3	4	5

22. Pretend for a moment that you are responsible for making decisions about service provisions in Adams County that require difficult trade-offs. Now say you have a total of 100 "importance" points that you can distribute among 6 service categories. Please give each category the number of points you think it deserves based on how important you think this is to the quality of community life in Adams County. The most important category should receive the largest number of points. (You must use all but not more than 100 points. You do not have to give points to every category. In fact, if you would like to assign all of the points to 1, 2 or 3 categories and 0 points to all of the others, you may do so).

Community Services (includes development review, including long-range planning, fostering public / private partnerships, code enforcement, sustainability efforts to save taxpayer dollars and reduce the county's impact on the environment, funds to help rehab a home or business, public health services including immunization clinics, mosquito control, open space, parks, trails, etc.)..... _____ points

Economic Development (includes attracting and retaining businesses and jobs) _____ points

Human Services (includes unemployment assistance, workforce training, child protection, adult protection, services for financially challenged families, Head Start, etc.)..... _____ points

Law Enforcement (includes Sheriff patrol, crime prevention, jail, District Attorney, prosecution, courts, etc.) _____ points

Public Services (includes maintaining official public records, Clerk and Recorder functions such as marriage licenses, elections, Assessor's valuation of property, Coroner, Treasurer, etc.) _____ points

Transportation Infrastructure (includes maintenance and construction of roads, bridges, drainage systems; snow removal, sidewalk construction, etc.)..... _____ points

TOTAL..... 100 points

Adams County Quality of Life Survey

23. Please rate how well Adams County is currently doing in each of the following areas:

	<u>Excellent</u>	<u>Good</u>	<u>Fair</u>	<u>Poor</u>	<u>Don't know</u>
Welcoming resident involvement.....	1	2	3	4	5
Being responsive to residents	1	2	3	4	5
Generally acting in the best interest of the community	1	2	3	4	5
Informing residents about issues facing the community	1	2	3	4	5
Accessibility of elected officials	1	2	3	4	5
Being open and transparent to the public	1	2	3	4	5
Giving residents a chance to express their views before making decisions... 1	2	3	4	5	
Being honest	1	2	3	4	5
Treating residents with fairness and respect.....	1	2	3	4	5

24. How familiar are you with the Open Adams reform measures that Adams County is undertaking?

- Very familiar
 Somewhat familiar
 A little bit familiar
 Not at all familiar

25. In general, how well do you think Adams County is doing on implementing the reform measures?

- Excellent
 Good
 Fair
 Poor
 Don't Know

26. Thinking of how you currently get information about events or issues, how likely would you be to obtain information about Adams County like public hearings, community meetings, upcoming programs and events like the fair or rodeo, etc. in the following formats?

	<u>Very likely</u>	<u>Likely</u>	<u>A little bit likely</u>	<u>Not at all likely</u>	<u>Don't know</u>
Adams County Annual Budget.....	1	2	3	4	5
Adams County Annual Report	1	2	3	4	5
Adams County Facebook site (www.facebook.com/AdamsCounty)	1	2	3	4	5
Adams County Twitter site (twitter.com/adams_county_co).....	1	2	3	4	5
Adams County website (www.adcogov.org).....	1	2	3	4	5
Emails from Adams County	1	2	3	4	5
Information provided at county facilities (e.g., the county government building, the fairgrounds, etc.).....	1	2	3	4	5
Listserves (where you sign up to be part of a group receiving e-mails from the county)	1	2	3	4	5
Web blogs.....	1	2	3	4	5
Local press (e.g., television news, radio news, local newspapers, online versions of any of these)	1	2	3	4	5
Mailings to your home address.....	1	2	3	4	5
Community newsletters with information about Adams County	1	2	3	4	5
Word of mouth (from family, friends, or neighbors, etc.).....	1	2	3	4	5
Are there any other ways you would like to receive information? _____					

27. Were you looking for work at any time during the last 2 years?

- No → Go to Question 29
 Yes → Go to Question 28

28. Did you use any of the job seeker services at the Adams County Workforce & Business Center?

- No → Why not?
 - Didn't know about them
 - Didn't think they would help me
 - Too difficult to access
 - Other _____
- Yes → How would you rate the quality of the services provided?
 - Excellent
 - Good
 - Fair
 - Poor

Adams County Quality of Life Survey

29. Do you have any additional comments you would like to make about quality of life in Adams County, or the way the county government operates or delivers services? (If you need more space, you can enclose your comments on separate paper, write on the back page of the questionnaire, or go to www.n-r-c.com/survey/AdCoComments.htm)

Our last questions are about you and your household. Again, all of your responses to this survey are completely confidential and will be reported in group form only.

30. How many years have you lived in Adams County? _____ years

31. Which best describes where you currently live?

- An urban area A small town
 A suburban area A rural area

32. Do you rent or own your home?

- Rent Own

33. Do any children age 17 or younger live in your household?

- Yes No

34. Do you own a business in Adams County?

- Yes No

35. How much do you anticipate your household's total income before taxes will be for the 2012? (Please include total income from all sources and all persons living in your household.)

- Less than \$24,999
 \$25,000 to \$49,999
 \$50,000 to \$99,999
 \$100,000 to \$149,999
 \$150,000 or more

36. Are you Spanish/Hispanic/Latino?

- Yes No

37. What is your race? (Mark one or more races to indicate what race you consider yourself to be.)

- American Indian or Alaskan native
 Asian or Pacific Islander
 Black, African American
 White/Caucasian
 Other

38. How much education have you completed?

- 0-11 years
 High school graduate
 Some college, no degree
 Associate degree
 Bachelor degree
 Graduate or professional degree

39. What is your gender?

- Male Female

40. In which category is your age?

- 18-24 years 55-64 years
 25-34 years 65-74 years
 35-44 years 75 years or older
 45-54 years

41. Later this summer, Adams County will be conducting several focus group discussions about the direction the county should take in improving county government and our community's quality of life. If you would be interested in participating in one of these discussions, please provide your name (first or last name only is fine), and a phone number and/or email where we can contact you to invite you to the focus group discussion. Your information will remain completely confidential, and will only be used for the purpose of contacting you for these group discussions.

Name (First and/or Last) _____

Phone Number _____

Email _____

Thank you very much for completing this survey. Your opinions and feedback are appreciated. Please return this survey in the enclosed postage-paid envelope to: National Research Center, Inc.; PO Box 549, Belle Mead, NJ 08502

Adams County Mission, Vision, Values and Goals

The Adams County Board of Commissioners passed a resolution in public hearing on Jan. 18, 2012, adopting the new Adams County Mission, Vision, Values and Goals as the framework by which the county operates and delivers services to the taxpayers and residents of Adams County.

MISSION

To responsibly serve the Adams County community with integrity and innovation.

VISION

To provide our community a safe, healthy environment to work, raise families and build businesses.

VALUES

A Positive Work Environment

We are committed to providing a respectful, professional work environment that will attract, retain and motivate a workforce that effectively and efficiently serves the Adams County community

Servant Leadership

We are committed to serving the Adams County community with accountability and responsibility

Teamwork

We are committed to working together on behalf of the Adams County community

Transparency

We are committed to engaging in open, honest and respectful practices and communication

Credibility

We are committed to earning the trust and respect of the Adams County community by acting with integrity and ethics in all we do

GOALS

Prosperity

Provide opportunity for economic growth, while respecting Adams County's important natural resources

Customer Service

Provide prompt, courteous, high-quality and cost-effective services, while continuously striving to improve our service delivery

Community

Work to build effective relationships within the community to assist in the pursuit of a high quality of life

Appendix C: Selected Survey Results by Respondent Characteristics

The following appendix includes crosstabulations of selected questions by selected respondent characteristics. Where differences between subgroups are “statistically significant” (meaning there is a less than 5% chance that differences observed are due to chance alone), they are highlighted in grey. In order to facilitate comparisons between subgroups, responses to many questions were “collapsed.” For most evaluative questions, don’t know responses were excluded from the analysis.

Crosstabulations of Selected Survey Results by Place of Residence

Area of Adams County

- Respondents in incorporated Adams County tended to give higher ratings than respondents in unincorporated areas overall and especially in the areas related to parks and recreations (e.g., recreational opportunities and availability of paths and walking trails) and public safety (e.g., sense of personal safety and emergency response times).
- Residents in unincorporated Adams County felt that run down building, weeds or junk vehicles; graffiti; and weeds and other noxious or invasive plants in open lands were problems at higher rates than those in incorporated areas.
- Residents in unincorporated and incorporated areas of the county had similar views when rating aspects of new development (i.e., area of the county, development density and costs).
- When allocating “importance” points among service categories, on average, residents in unincorporated placed more points in the area of Law Enforcement while residents in incorporated areas placed more points in the area of Human services.

Community Type

- Respondents who said they lived in small towns or rural areas rated their neighborhood as a place to live higher than respondents who said they lived in urban and suburban areas.
- Ratings of Adams County as a place to work and as a place to start and/or operate a business were highest among respondents who said they lived in suburban areas of the county.
- Small town respondents rate the sense of community, the overall appearance and the overall image or reputation of Adams County higher than those in other community types.
- Potential problems (e.g., graffiti, environmental hazards and child abuse and neglect) were rated more severely by those who said they lived in urban areas of the county than those who said they lived in suburban, small town or rural areas.
- Respondents in small towns were more likely to prefer future development in Adams County to be on open lands at the edges of existing cities and towns or on rural land than their urban, suburban and rural counterparts.
- Respondents who said they lived in rural areas of the county were more likely than respondents in other areas to rate the value of Adams County services for the taxes paid as poor, but more likely to rate the quality of the services as good.

Municipality within Adams County

- Those who lived in Aurora were more likely to give lower quality of life ratings than did those who lived in other municipalities within Adams County.
- For most community characteristics, respondents who lived in Aurora gave lower ratings on average than did those who lived in other municipalities. However, overall quality of new development in unincorporated Adams County was also given lower ratings by those living in Northglenn. Employment opportunities were given lower ratings by those who lived in Aurora, Northglenn and other municipalities compared to those who lived in Commerce City, Thornton and Westminster. Ease of bus travel received the lowest ratings by respondents who lived in Westminster compared to those who lived in the other municipalities. The overall image or reputation of Adams County was given the highest ratings by those who lived in Thornton, and the lowest by those who lived in Commerce City.
- Survey participants who lived in Aurora were more likely rate potential problems as a major or moderate problem compared to those who lived in other areas. However, Those who lived in Northglenn gave the highest problem ratings to violent crime and property crime compared to those who lived in other municipalities.
- Respondents who lived in Aurora were somewhat more likely to interested in seeing denser, walkable development than were those who lived in other municipalities.
- A majority of Aurora respondents felt that some of the costs of development should be paid by general county taxes, while this was a minority view of respondents in other areas of the county.
- In general, respondents who lived in Aurora gave the lowest ratings to the services provided by Adams County compared to those who lived in other municipalities. Often, the category containing respondents from Arvada, Bennett, Brighton and Federal Heights (smaller parts of the county that were combined for statistical purposes) gave the next lowest ratings. However, low ratings were also given by respondents who lived in Northglenn to building permits and inspections, community development, long range planning and motor vehicle registrations. Those who lived in Westminster gave fairly low ratings to traffic control.
- Respondents who lived in Commerce City or Thornton gave the highest ratings to the overall quality of services provided by Adams County, while those living in Aurora gave the lowest.
- When asked to rate the overall direction being taken by Adams County, respondents who lived in Commerce City or Thornton gave higher ratings, while those who lived in Northglenn or the grouped municipalities of Arvada, Bennett, Brighton and Federal Heights gave the lowest ratings.
- In general, those who lived in Aurora and had had contact with an Adams County employee gave higher ratings to county employees than did those who lived in other municipalities.
- Respondents who lived in Thornton gave higher ratings to the public trust items than those who lived in other municipalities. The lowest ratings tended to be given by those living in Aurora, Westminster or the grouped municipalities of Arvada, Bennett, Brighton and Federal Heights.

Table 56: Question #1 by Area Within the County

Please rate each of the following aspects of quality of life in Adams County: (Percent rating as "Excellent" or "Good")	Area of Adams County		Which best describes where you currently live?			
	Unincorporated Adams County	Incorporated Adams County	An urban area	A suburban area	A small town	A rural area
Adams County as a place to live	71%	75%	54%	80%	70%	71%
Your neighborhood as a place to live	54%	66%	41%	67%	80%	80%
Adams County as a place to raise children	56%	66%	37%	72%	74%	47%
Adams County as a place to work	45%	49%	34%	55%	38%	35%
Adams County as a place to start and/or operate a business	36%	44%	27%	53%	31%	21%
Adams County as a place to retire	53%	53%	34%	60%	55%	36%
The overall quality of life in Adams County	60%	69%	54%	71%	76%	55%

Table 57: Question #1 by Area Within the County

Please rate each of the following aspects of quality of life in Adams County: (Percent rating as "Excellent" or "Good")	Municipality or Unincorporated Area						
	Aurora	Commerce City	Northglenn	Thornton	Westminster	Other (Arvada, Bennett, Brighton, Federal Heights)	Unincorporated
Adams County as a place to live	23%	78%	89%	90%	75%	73%	71%
Your neighborhood as a place to live	24%	88%	65%	85%	62%	59%	53%
Adams County as a place to raise children	11%	53%	86%	73%	73%	67%	56%
Adams County as a place to work	10%	62%	66%	51%	56%	41%	45%
Adams County as a place to start and/or operate a business	7%	59%	33%	54%	51%	44%	36%
Adams County as a place to retire	24%	53%	49%	63%	54%	52%	53%
The overall quality of life in Adams County	52%	63%	65%	80%	69%	66%	60%

Table 58: Question #3 by Area Within the County

Please rate each of the following characteristics as they relate to Adams County as a whole: (Percent rating as "Excellent" or "Good")	Area of Adams County		Which best describes where you currently live?			
	Unincorporated Adams County	Incorporated Adams County	An urban area	A suburban area	A small town	A rural area
Sense of personal safety	56%	69%	60%	67%	74%	65%
Emergency response times (fire, ambulance, sheriff, etc.)	69%	84%	89%	77%	97%	64%
Sense of community	47%	46%	35%	45%	75%	69%
Openness and acceptance of the community toward people of diverse backgrounds	57%	66%	38%	71%	69%	64%
Overall appearance of Adams County	42%	54%	37%	55%	56%	53%
Overall quality of new development in unincorporated Adams County	42%	53%	41%	51%	59%	52%
Variety of housing options	50%	61%	56%	62%	39%	61%
Overall quality of business and service establishments in Adams County	50%	60%	60%	58%	52%	53%
Shopping opportunities	49%	64%	41%	67%	59%	58%
Opportunities to attend cultural activities	38%	42%	33%	40%	50%	57%
Recreational opportunities	50%	66%	48%	69%	61%	57%
Opportunities to participate in outdoor recreation or enjoy nature	51%	68%	56%	68%	63%	58%
Employment opportunities	23%	35%	31%	33%	29%	49%
Educational opportunities	35%	44%	25%	48%	24%	57%
Opportunities to participate in community matters	45%	53%	31%	54%	65%	62%
Ease of car travel in Adams County	62%	61%	39%	66%	68%	62%
Ease of bus travel in Adams County	41%	48%	72%	44%	21%	46%
Availability of paths and walking trails	55%	70%	78%	68%	47%	61%
Traffic flow on major streets	43%	43%	24%	47%	46%	52%
Availability of affordable quality housing	49%	51%	40%	52%	54%	62%
Availability of affordable quality child care	27%	43%	36%	40%	38%	70%
Availability of affordable quality health care	46%	47%	37%	48%	39%	60%
Availability of recycling services	38%	51%	41%	51%	41%	54%
Drinking water quality	57%	67%	45%	74%	45%	54%
Overall image or reputation of Adams County	40%	59%	41%	58%	72%	49%

Table 59: Question #3 by Area Within the County

Please rate each of the following characteristics as they relate to Adams County as a whole: (Percent rating as "Excellent" or "Good")	Municipality or Unincorporated Area						
	Aurora	Commerce City	Northglenn	Thornton	Westminster	Other (Arvada, Bennett, Brighton, Federal Heights)	Unincorporated
Sense of personal safety	38%	73%	70%	87%	63%	61%	56%
Emergency response times (fire, ambulance, sheriff, etc.)	87%	78%	95%	91%	76%	79%	69%
Sense of community	12%	61%	45%	55%	43%	59%	47%
Openness and acceptance of the community toward people of diverse backgrounds	15%	47%	56%	83%	83%	36%	58%
Overall appearance of Adams County	16%	58%	65%	77%	47%	41%	42%
Overall quality of new development in unincorporated Adams County	23%	67%	14%	78%	40%	65%	41%
Variety of housing options	43%	56%	37%	79%	71%	25%	50%
Overall quality of business and service establishments in Adams County	46%	58%	36%	72%	61%	49%	49%
Shopping opportunities	22%	51%	68%	71%	76%	57%	49%
Opportunities to attend cultural activities	11%	41%	31%	64%	27%	61%	38%
Recreational opportunities	48%	39%	47%	78%	68%	80%	50%
Opportunities to participate in outdoor recreation or enjoy nature	50%	59%	60%	78%	70%	70%	51%
Employment opportunities	3%	42%	15%	44%	52%	22%	24%
Educational opportunities	8%	30%	24%	69%	47%	32%	36%
Opportunities to participate in community matters	18%	38%	50%	72%	52%	44%	45%
Ease of car travel in Adams County	25%	68%	58%	66%	67%	59%	62%
Ease of bus travel in Adams County	78%	67%	46%	61%	27%	51%	41%
Availability of paths and walking trails	91%	74%	76%	80%	65%	38%	55%
Traffic flow on major streets	13%	41%	57%	59%	44%	21%	43%
Availability of affordable quality housing	20%	64%	47%	66%	52%	30%	49%
Availability of affordable quality child care	9%	34%	66%	54%	51%	13%	27%
Availability of affordable quality health care	23%	43%	27%	69%	48%	34%	45%
Availability of recycling services	15%	79%	73%	76%	35%	37%	38%
Drinking water quality	52%	19%	74%	71%	86%	34%	58%
Overall image or reputation of Adams County	50%	33%	54%	77%	57%	44%	40%

Table 60: Question #4 by Area Within the County

How prepared are you and your household for a disaster or emergency (e.g., flood, tornado, blizzard, etc.)?	Area of Adams County		Which best describes where you currently live?			
	Unincorporated Adams County	Incorporated Adams County	An urban area	A suburban area	A small town	A rural area
Very prepared	8%	6%	7%	6%	12%	7%
Somewhat prepared	50%	41%	37%	45%	41%	37%
A little bit prepared	29%	36%	37%	35%	39%	29%
Not at all prepared	12%	17%	19%	15%	8%	27%
Total	100%	100%	100%	100%	100%	100%

Table 61: Question #4 by Area Within the County

How prepared are you and your household for a disaster or emergency (e.g., flood, tornado, blizzard, etc.)?	Municipality or Unincorporated Area						
	Aurora	Commerce City	Northglenn	Thornton	Westminster	Other (Arvada, Bennett, Brighton, Federal Heights)	Unincorporated
Very prepared	0%	21%	3%	8%	3%	9%	8%
Somewhat prepared	19%	48%	39%	59%	35%	38%	50%
A little bit prepared	51%	16%	37%	22%	45%	38%	30%
Not at all prepared	30%	15%	21%	11%	17%	16%	12%
Total	100%	100%	100%	100%	100%	100%	100%

Table 62: Question #5 by Area Within the County

To what degree, if at all, are each of the following a problem in Adams County? (Percent rating as "Major" or "Moderate Problem")	Area of Adams County		Which best describes where you currently live?			
	Unincorporated Adams County	Incorporated Adams County	An urban area	A suburban area	A small town	A rural area
Run down buildings, weed lots or junk vehicles	65%	47%	60%	50%	36%	48%
Graffiti	62%	44%	61%	47%	22%	45%
Violent crime (e.g., sexual assault, robbery)	57%	51%	57%	52%	45%	46%
Property crimes (e.g., burglary, theft)	63%	56%	59%	59%	48%	51%
Environmental hazards, including toxic waste	50%	31%	54%	29%	41%	32%
Weeds and other noxious or invasive plants in open lands	65%	48%	66%	48%	47%	56%
Child abuse and neglect	51%	46%	65%	45%	35%	31%
Neglect, exploitation or mistreatment of at-risk adults	42%	45%	48%	45%	44%	25%

Table 63: Question #5 by Area Within the County

To what degree, if at all, are each of the following a problem in Adams County? (Percent rating as "Major" or "Moderate Problem")	Municipality or Unincorporated Area						
	Aurora	Commerce City	Northglenn	Thornton	Westminster	Other (Arvada, Bennett, Brighton, Federal Heights)	Unincorporated
Run down buildings, weed lots or junk vehicles	93%	41%	38%	34%	51%	40%	65%
Graffiti	85%	30%	34%	36%	43%	43%	63%
Violent crime (e.g., sexual assault, robbery)	65%	45%	72%	35%	56%	46%	57%
Property crimes (e.g., burglary, theft)	61%	54%	72%	35%	69%	56%	64%
Environmental hazards, including toxic waste	83%	28%	48%	24%	24%	18%	50%
Weeds and other noxious or invasive plants in open lands	91%	49%	71%	34%	42%	31%	66%
Child abuse and neglect	93%	61%	71%	27%	50%	19%	51%
Neglect, exploitation or mistreatment of at-risk adults	59%	38%	59%	33%	50%	32%	42%

Table 64: Question #6 by Area Within the County

How well is Adams County retaining existing businesses and attracting new businesses?	Area of Adams County		Which best describes where you currently live?			
	Unincorporated Adams County	Incorporated Adams County	An urban area	A suburban area	A small town	A rural area
Excellent	0%	1%	0%	1%	1%	1%
Good	13%	21%	6%	21%	41%	10%
Fair	28%	21%	14%	23%	34%	20%
Poor	18%	12%	18%	11%	6%	17%
Don't Know	36%	44%	61%	40%	17%	47%
It is not the job of Adams County to retain and attract businesses	5%	2%	0%	3%	1%	4%
Total	100%	100%	100%	100%	100%	100%

Table 65: Question #6 by Area Within the County

How well is Adams County retaining existing businesses and attracting new businesses?	Municipality or Unincorporated Area						
	Aurora	Commerce City	Northglenn	Thornton	Westminster	Other (Arvada, Bennett, Brighton, Federal Heights)	Unincorporated
Excellent	0%	0%	0%	0%	2%	7%	0%
Good	5%	7%	10%	34%	17%	30%	12%
Fair	9%	17%	30%	28%	19%	14%	27%
Poor	31%	26%	10%	7%	10%	3%	18%
Don't Know	55%	46%	50%	31%	51%	38%	37%
It is not the job of Adams County to retain and attract businesses	0%	4%	0%	0%	1%	10%	5%
Total	100%	100%	100%	100%	100%	100%	100%

Table 66: Question #8 by Area Within the County

Please tell us where most future development in Adams County should be located. (Please check only one.)	Area of Adams County		Which best describes where you currently live?			
	Unincorporated Adams County	Incorporated Adams County	An urban area	A suburban area	A small town	A rural area
Within already developed communities with available buildings or unused land	78%	74%	76%	76%	58%	83%
On open land at the edges of existing cities and towns	21%	21%	24%	20%	29%	15%
On rural land	1%	4%	0%	4%	13%	2%
Total	100%	100%	100%	100%	100%	100%

Table 67: Question #8 by Area Within the County

Please tell us where most future development in Adams County should be located. (Please check only one.)	Municipality or Unincorporated Area						
	Aurora	Commerce City	Northglenn	Thornton	Westminster	Other (Arvada, Bennett, Brighton, Federal Heights)	Unincorporated
Within already developed communities with available buildings or unused land	91%	64%	87%	67%	82%	49%	79%
On open land at the edges of existing cities and towns	9%	33%	13%	29%	13%	41%	20%
On rural land	0%	3%	1%	5%	5%	10%	1%
Total	100%	100%	100%	100%	100%	100%	100%

Table 68: Question #9 by Area Within the County

What type of new development density would you be most interested in seeing in unincorporated Adams County?	Area of Adams County		Which best describes where you currently live?			
	Unincorporated Adams County	Incorporated Adams County	An urban area	A suburban area	A small town	A rural area
Housing should be on larger lots and buildings should be spread out, similar to the “typical” suburban neighborhoods and shopping areas	50%	55%	48%	56%	48%	65%
Residential and commercial development should be more dense, and close to each other, making it easier to walk from place to place	37%	31%	46%	31%	22%	22%
Housing and commercial development on very large lots within rural areas	12%	13%	5%	14%	31%	13%
Total	100%	100%	100%	100%	100%	100%

Table 69: Question #9 by Area Within the County

What type of new development density would you be most interested in seeing in unincorporated Adams County?	Municipality or Unincorporated Area						
	Aurora	Commerce City	Northglenn	Thornton	Westminster	Other (Arvada, Bennett, Brighton, Federal Heights)	Unincorporated
Housing should be on larger lots and buildings should be spread out, similar to the “typical” suburban neighborhoods and shopping areas	51%	71%	66%	65%	40%	65%	50%
Residential and commercial development should be more dense, and close to each other, making it easier to walk from place to place	47%	24%	33%	26%	37%	14%	37%
Housing and commercial development on very large lots within rural areas	2%	5%	1%	8%	23%	20%	13%
Total	100%	100%	100%	100%	100%	100%	100%

Table 70: Question #10 by Area Within the County

Do you think the costs of new development should be paid for by the residents of new development, or should the county use general taxes to assist with the development?	Area of Adams County		Which best describes where you currently live?			
	Unincorporated Adams County	Incorporated Adams County	An urban area	A suburban area	A small town	A rural area
Development should pay for itself	55%	44%	34%	51%	24%	53%
General county tax dollars should fund development	3%	9%	19%	6%	9%	1%
Some of the costs for development should be paid by general county taxes	26%	29%	39%	26%	38%	19%
Don't know	16%	17%	8%	17%	29%	27%
Total	100%	100%	100%	100%	100%	100%

Table 71: Question #10 by Area Within the County

Do you think the costs of new development should be paid for by the residents of new development, or should the county use general taxes to assist with the development?	Municipality or Unincorporated Area						
	Aurora	Commerce City	Northglenn	Thornton	Westminster	Other (Arvada, Bennett, Brighton, Federal Heights)	Unincorporated
Development should pay for itself	16%	60%	32%	41%	57%	30%	54%
General county tax dollars should fund development	9%	3%	7%	12%	5%	20%	4%
Some of the costs for development should be paid by general county taxes	62%	21%	22%	26%	28%	27%	26%
Don't know	13%	15%	39%	20%	9%	23%	16%
Total	100%	100%	100%	100%	100%	100%	100%

Table 72: Question #11 by Area Within the County

Please rate the quality of each of the following services provided by other agencies (i.e., special districts and metro districts), not by Adams County. (Percent rating as "Excellent" or "Good")	Area of Adams County		Which best describes where you currently live?			
	Unincorporated Adams County	Incorporated Adams County	An urban area	A suburban area	A small town	A rural area
Public school districts	51%	54%	26%	63%	52%	42%
Fire services	81%	91%	92%	91%	72%	76%
Water and sanitation services	65%	83%	76%	82%	87%	60%
Street and drainage maintenance services	49%	66%	47%	70%	49%	56%
Library services	71%	80%	66%	85%	86%	45%
Park and recreation services	65%	85%	69%	85%	93%	73%

Table 73: Question #11 by Area Within the County

Please rate the quality of each of the following services provided by other agencies (i.e., special districts and metro districts), not by Adams County. (Percent rating as "Excellent" or "Good")	Municipality or Unincorporated Area						
	Aurora	Commerce City	Northglenn	Thornton	Westminster	Other (Arvada, Bennett, Brighton, Federal Heights)	Unincorporated
Public school districts	20%	56%	33%	52%	67%	80%	50%
Fire services	95%	79%	91%	94%	96%	73%	80%
Water and sanitation services	86%	58%	81%	88%	85%	73%	65%
Street and drainage maintenance services	61%	52%	63%	62%	75%	63%	48%
Library services	61%	84%	92%	78%	80%	97%	70%
Park and recreation services	62%	81%	79%	89%	89%	85%	64%

Table 74: Question #12 by Area Within the County

Please rate the quality of each of the following services provided by Adams County: (Percent rating as "Excellent" or "Good")	Area of Adams County		Which best describes where you currently live?			
	Unincorporated Adams County	Incorporated Adams County	An urban area	A suburban area	A small town	A rural area
Adams County open space, parks and trails system	68%	78%	57%	80%	91%	77%
Animal Shelter / Adoption Center	59%	61%	69%	54%	71%	66%
Building permits and inspections	43%	54%	50%	51%	59%	40%
Collection of property taxes	57%	56%	44%	58%	53%	52%
Community development (build the capacity of citizen groups and community organizations so they may enhance the economic, social, environmental and cultural well-being of our communities)	34%	35%	19%	38%	44%	44%
County courts	58%	52%	37%	56%	78%	42%
Development standards and regulations (sets standards and regulations for the unincorporated areas of the county to guide development to protect and promote the public health, safety, and general welfare of the county)	39%	49%	29%	53%	53%	39%
Drainage and storm sewer infrastructure (adequate to handle storm events and prevent flooding) in unincorporated Adams County	47%	51%	26%	63%	30%	35%
Economic development (identify and encourage investments by businesses, creating new jobs)	23%	30%	14%	33%	38%	26%
Elections and voter registrations	65%	58%	30%	67%	50%	69%
Emergency management (coordinates the efforts in coping with emergencies, disasters and terrorist threats by preparing, responding, recovering and mitigating incidents)	50%	50%	28%	55%	72%	44%
Employment assistance programs through the Workforce & Business Center	37%	38%	39%	37%	46%	32%
Enforcement of county codes, ordinances and regulations (building codes, zoning and development regulations, Blight Ordinance enforcement for the removal of junk and weeds, graffiti removal)	33%	37%	32%	34%	66%	46%
Housing assistance services (emergency housing, rental assistance, down payment assistance for first-time home buyers, etc.)	32%	39%	39%	41%	26%	39%
Long range planning (administers and updates the Comprehensive Long Range Plan, coordinates with both local and regional stakeholders in planning for the current and future needs of the county)	29%	43%	26%	49%	31%	26%
Motor vehicle registration	55%	54%	34%	59%	58%	45%
Online (internet) property lookup	59%	55%	31%	64%	41%	78%

Please rate the quality of each of the following services provided by Adams County: (Percent rating as "Excellent" or "Good")	Area of Adams County		Which best describes where you currently live?			
	Unincorporated Adams County	Incorporated Adams County	An urban area	A suburban area	A small town	A rural area
Public records and documents searches	52%	56%	40%	61%	44%	65%
Roadway maintenance of paved and graveled roads in unincorporated Adams County	34%	33%	25%	37%	21%	33%
Services provided to financially challenged families, programs like Temporary Assistance to Needy Families (TANF), Military Assistance Program, Food Assistance (SNAP/Food Stamps), etc.	36%	40%	34%	42%	37%	44%
Services provided to protect children suspected of being abused or neglected	42%	37%	21%	38%	72%	44%
Services provided to vulnerable adults suspected of being abused or neglected	38%	43%	27%	44%	63%	38%
Sheriff services	59%	55%	31%	61%	88%	49%
Snow and ice removal in unincorporated Adams County	54%	33%	40%	37%	39%	41%
Traffic control (street lights, signs, etc.) in unincorporated Adams County	61%	47%	46%	50%	58%	55%

Table 75: Question #12 by Area Within the County

Please rate the quality of each of the following services provided by Adams County: (Percent rating as "Excellent" or "Good")	Municipality or Unincorporated Area						
	Aurora	Commerce City	Northglenn	Thornton	Westminster	Other (Arvada, Bennett, Brighton, Federal Heights)	Unincorporated
Adams County open space, parks and trails system	52%	79%	89%	82%	81%	78%	67%
Animal Shelter / Adoption Center	60%	77%	64%	61%	55%	56%	58%
Building permits and inspections	12%	76%	17%	67%	61%	50%	42%
Collection of property taxes	33%	80%	61%	63%	54%	43%	56%
Community development (build the capacity of citizen groups and community organizations so they may enhance the economic, social, environmental and cultural well-being of our communities)	6%	45%	4%	59%	31%	42%	34%
County courts	17%	59%	63%	60%	54%	65%	58%
Development standards and regulations (sets standards and regulations for the unincorporated areas of the county to guide development to protect and promote the public health, safety, and general welfare of the county)	13%	75%	35%	59%	41%	67%	38%
Drainage and storm sewer infrastructure (adequate to handle storm events and prevent flooding) in unincorporated Adams County	16%	51%	61%	58%	70%	16%	47%
Economic development (identify and encourage investments by businesses, creating new jobs)	8%	53%	48%	34%	30%	20%	22%
Elections and voter registrations	21%	66%	76%	70%	64%	29%	65%
Emergency management (coordinates the efforts in coping with emergencies, disasters and terrorist threats by preparing, responding, recovering and mitigating incidents)	14%	56%	86%	55%	51%	47%	50%
Employment assistance programs through the Workforce & Business Center	41%	52%	41%	39%	35%	33%	35%
Enforcement of county codes, ordinances and regulations (building codes, zoning and development regulations, Blight Ordinance enforcement for the removal of junk and weeds, graffiti removal)	8%	61%	67%	48%	31%	33%	33%
Housing assistance services (emergency housing, rental assistance, down payment assistance for first-time home buyers, etc.)	19%	64%	14%	58%	42%	20%	31%
Long range planning (administers and updates the Comprehensive Long Range Plan, coordinates with both local and regional stakeholders in planning for the current and future needs of the county)	22%	42%	22%	42%	54%	73%	28%
Motor vehicle registration	27%	79%	36%	71%	56%	33%	54%
Online (internet) property lookup	22%	84%	54%	56%	56%	67%	59%

Please rate the quality of each of the following services provided by Adams County: (Percent rating as "Excellent" or "Good")	Municipality or Unincorporated Area						
	Aurora	Commerce City	Northglenn	Thornton	Westminster	Other (Arvada, Bennett, Brighton, Federal Heights)	Unincorporated
Public records and documents searches	22%	84%	67%	66%	57%	39%	52%
Roadway maintenance of paved and graveled roads in unincorporated Adams County	17%	50%	29%	50%	33%	13%	34%
Services provided to financially challenged families, programs like Temporary Assistance to Needy Families (TANF), Military Assistance Program, Food Assistance (SNAP/Food Stamps), etc.	7%	68%	49%	60%	43%	21%	35%
Services provided to protect children suspected of being abused or neglected	6%	79%	66%	37%	49%	40%	38%
Services provided to vulnerable adults suspected of being abused or neglected	8%	81%	73%	46%	50%	45%	37%
Sheriff services	15%	88%	49%	63%	62%	63%	59%
Snow and ice removal in unincorporated Adams County	4%	68%	63%	42%	31%	3%	54%
Traffic control (street lights, signs, etc.) in unincorporated Adams County	13%	74%	75%	67%	38%	27%	60%

Table 76: Question #13 by Area Within the County

Looking at the services in Question 12, which FIVE (5) services do you think are MOST important for maintaining and improving the quality of life in Adams County?	Area of Adams County		Which best describes where you currently live?			
	Unincorporated Adams County	Incorporated Adams County	An urban area	A suburban area	A small town	A rural area
Adams County open space, parks and trails system	29%	37%	22%	39%	35%	26%
Animal Shelter / Adoption Center	8%	14%	10%	13%	19%	4%
Building permits and inspections	8%	7%	19%	4%	3%	14%
Collection of property taxes	5%	8%	9%	8%	4%	7%
Community development (build the capacity of citizen groups and community organizations so they may enhance the economic, social, environmental and cultural well-being of our communities)	19%	18%	25%	18%	5%	18%
County courts	13%	16%	15%	16%	4%	15%
Development standards and regulations (sets standards and regulations for the unincorporated areas of the county to guide development to protect and promote the public health, safety, and general welfare of the county)	26%	16%	30%	15%	16%	32%
Drainage and storm sewer infrastructure (adequate to handle storm events and prevent flooding) in unincorporated Adams County	21%	19%	15%	18%	49%	25%
Economic development (identify and encourage investments by businesses, creating new jobs)	31%	31%	40%	29%	20%	38%
Elections and voter registrations	6%	8%	7%	8%	2%	9%
Emergency management (coordinates the efforts in coping with emergencies, disasters and terrorist threats by preparing, responding, recovering and mitigating incidents)	26%	34%	35%	31%	40%	22%
Employment assistance programs through the Workforce & Business Center	17%	14%	14%	14%	21%	11%
Enforcement of county codes, ordinances and regulations (building codes, zoning and development regulations, Blight Ordinance enforcement for the removal of junk and weeds, graffiti removal)	33%	31%	29%	34%	14%	22%
Housing assistance services (emergency housing, rental assistance, down payment assistance for first-time home buyers, etc.)	14%	22%	13%	23%	20%	9%
Long range planning (administers and updates the Comprehensive Long Range Plan, coordinates with both local and regional stakeholders in planning for the current and future needs of the county)	23%	29%	18%	33%	3%	33%
Motor vehicle registration	18%	9%	12%	11%	5%	19%
Online (internet) property lookup	1%	2%	0%	1%	14%	0%

Looking at the services in Question 12, which FIVE (5) services do you think are MOST important for maintaining and improving the quality of life in Adams County?	Area of Adams County		Which best describes where you currently live?			
	Unincorporated Adams County	Incorporated Adams County	An urban area	A suburban area	A small town	A rural area
Public records and documents searches	6%	5%	17%	3%	2%	2%
Roadway maintenance of paved and graveled roads in unincorporated Adams County	43%	46%	50%	44%	39%	54%
Services provided to financially challenged families, programs like Temporary Assistance to Needy Families (TANF), Military Assistance Program, Food Assistance (SNAP/Food Stamps), etc.	12%	19%	36%	12%	29%	7%
Services provided to protect children suspected of being abused or neglected	24%	26%	12%	28%	34%	13%
Services provided to vulnerable adults suspected of being abused or neglected	12%	13%	12%	13%	26%	4%
Sheriff services	38%	25%	16%	31%	18%	40%
Snow and ice removal in unincorporated Adams County	29%	25%	15%	26%	45%	37%
Traffic control (street lights, signs, etc.) in unincorporated Adams County	18%	15%	9%	16%	24%	28%

Note: Percents add to more than 100% as respondents could choose up to five services; tests of statistical significance could not be performed

Table 77: Question #13 by Area Within the County

Looking at the services in Question 12, which FIVE (5) services do you think are MOST important for maintaining and improving the quality of life in Adams County?	Municipality or Unincorporated Area						
	Aurora	Commerce City	Northglenn	Thornton	Westminster	Other (Arvada, Bennett, Brighton, Federal Heights)	Unincorporated
Adams County open space, parks and trails system	19%	28%	17%	45%	47%	17%	29%
Animal Shelter / Adoption Center	4%	10%	10%	6%	24%	11%	8%
Building permits and inspections	13%	0%	10%	12%	4%	6%	8%
Collection of property taxes	2%	5%	2%	16%	4%	13%	6%
Community development (build the capacity of citizen groups and community organizations so they may enhance the economic, social, environmental and cultural well-being of our communities)	56%	20%	22%	22%	8%	15%	19%
County courts	2%	4%	20%	17%	24%	0%	12%
Development standards and regulations (sets standards and regulations for the unincorporated areas of the county to guide development to protect and promote the public health, safety, and general welfare of the county)	22%	3%	7%	16%	15%	31%	26%
Drainage and storm sewer infrastructure (adequate to handle storm events and prevent flooding) in unincorporated Adams County	9%	19%	40%	21%	12%	32%	21%
Economic development (identify and encourage investments by businesses, creating new jobs)	68%	23%	24%	39%	24%	22%	32%
Elections and voter registrations	3%	26%	9%	10%	6%	0%	6%
Emergency management (coordinates the efforts in coping with emergencies, disasters and terrorist threats by preparing, responding, recovering and mitigating incidents)	64%	33%	56%	20%	34%	33%	27%
Employment assistance programs through the Workforce & Business Center	12%	40%	11%	12%	12%	8%	17%
Enforcement of county codes, ordinances and regulations (building codes, zoning and development regulations, Blight Ordinance enforcement for the removal of junk and weeds, graffiti removal)	17%	17%	14%	23%	45%	30%	33%
Housing assistance services (emergency housing, rental assistance, down payment assistance for first-time home buyers, etc.)	1%	8%	22%	13%	26%	49%	14%
Long range planning (administers and updates the Comprehensive Long Range Plan, coordinates with both local and regional stakeholders in planning for the current and future needs of the county)	12%	16%	15%	34%	33%	32%	23%
Motor vehicle registration	11%	4%	12%	18%	6%	0%	18%

Looking at the services in Question 12, which FIVE (5) services do you think are MOST important for maintaining and improving the quality of life in Adams County?	Municipality or Unincorporated Area						
	Aurora	Commerce City	Northglenn	Thornton	Westminster	Other (Arvada, Bennett, Brighton, Federal Heights)	Unincorporated
Online (internet) property lookup	1%	7%	15%	0%	0%	0%	1%
Public records and documents searches	1%	2%	0%	12%	4%	0%	5%
Roadway maintenance of paved and graveled roads in unincorporated Adams County	62%	47%	47%	48%	42%	40%	42%
Services provided to financially challenged families, programs like Temporary Assistance to Needy Families (TANF), Military Assistance Program, Food Assistance (SNAP/Food Stamps), etc.	60%	12%	4%	19%	14%	28%	12%
Services provided to protect children suspected of being abused or neglected	18%	28%	35%	22%	24%	36%	25%
Services provided to vulnerable adults suspected of being abused or neglected	7%	2%	33%	5%	18%	11%	13%
Sheriff services	8%	41%	15%	20%	36%	6%	38%
Snow and ice removal in unincorporated Adams County	18%	43%	24%	21%	16%	57%	29%
Traffic control (street lights, signs, etc.) in unincorporated Adams County	7%	34%	17%	13%	12%	16%	19%

Note: Percents add to more than 100% as respondents could choose up to five services; tests of statistical significance could not be performed

Table 78: Question #14 by Area Within the County

Looking at the services in Question 12, which FIVE (5) services do you think are LEAST important for maintaining and improving the quality of life in Adams County?	Area of Adams County		Which best describes where you currently live?			
	Unincorporated Adams County	Incorporated Adams County	An urban area	A suburban area	A small town	A rural area
Adams County open space, parks and trails system	16%	16%	24%	14%	24%	10%
Animal Shelter / Adoption Center	28%	23%	21%	25%	31%	11%
Building permits and inspections	18%	24%	18%	25%	21%	21%
Collection of property taxes	20%	18%	36%	13%	21%	22%
Community development (build the capacity of citizen groups and community organizations so they may enhance the economic, social, environmental and cultural well-being of our communities)	20%	15%	17%	15%	16%	29%
County courts	17%	9%	9%	11%	8%	11%
Development standards and regulations (sets standards and regulations for the unincorporated areas of the county to guide development to protect and promote the public health, safety, and general welfare of the county)	23%	18%	19%	17%	18%	28%
Drainage and storm sewer infrastructure (adequate to handle storm events and prevent flooding) in unincorporated Adams County	4%	5%	1%	6%	6%	4%
Economic development (identify and encourage investments by businesses, creating new jobs)	14%	24%	22%	24%	8%	9%
Elections and voter registrations	32%	28%	15%	30%	28%	40%
Emergency management (coordinates the efforts in coping with emergencies, disasters and terrorist threats by preparing, responding, recovering and mitigating incidents)	8%	5%	4%	7%	2%	9%
Employment assistance programs through the Workforce & Business Center	12%	8%	3%	9%	19%	17%
Enforcement of county codes, ordinances and regulations (building codes, zoning and development regulations, Blight Ordinance enforcement for the removal of junk and weeds, graffiti removal)	9%	10%	3%	10%	29%	6%
Housing assistance services (emergency housing, rental assistance, down payment assistance for first-time home buyers, etc.)	26%	17%	8%	20%	12%	44%
Long range planning (administers and updates the Comprehensive Long Range Plan, coordinates with both local and regional stakeholders in planning for the current and future needs of the county)	12%	22%	35%	14%	49%	6%
Motor vehicle registration	18%	19%	35%	14%	28%	20%
Online (internet) property lookup	49%	51%	61%	49%	54%	43%
Public records and documents searches	38%	52%	48%	52%	43%	36%
Roadway maintenance of paved and graveled roads in unincorporated Adams County	3%	6%	1%	7%	0%	6%
Services provided to financially challenged families, programs like Temporary Assistance to Needy Families (TANF), Military Assistance Program, Food Assistance (SNAP/Food Stamps), etc.	19%	14%	7%	17%	4%	26%

Looking at the services in Question 12, which FIVE (5) services do you think are LEAST important for maintaining and improving the quality of life in Adams County?	Area of Adams County		Which best describes where you currently live?			
	Unincorporated Adams County	Incorporated Adams County	An urban area	A suburban area	A small town	A rural area
Services provided to protect children suspected of being abused or neglected	4%	2%	0%	3%	7%	6%
Services provided to vulnerable adults suspected of being abused or neglected	12%	8%	6%	9%	7%	17%
Sheriff services	12%	4%	2%	6%	4%	13%
Snow and ice removal in unincorporated Adams County	7%	12%	8%	12%	10%	9%
Traffic control (street lights, signs, etc.) in unincorporated Adams County	14%	12%	16%	10%	22%	13%

Note: Percents add to more than 100% as respondents could choose up to five services; tests of statistical significance could not be performed

Table 79: Question #14 by Area Within the County

Looking at the services in Question 12, which FIVE (5) services do you think are LEAST important for maintaining and improving the quality of life in Adams County?	Municipality or Unincorporated Area						
	Aurora	Commerce City	Northglenn	Thornton	Westminster	Other (Arvada, Bennett, Brighton, Federal Heights)	Unincorporated
Adams County open space, parks and trails system	10%	0%	45%	26%	10%	4%	16%
Animal Shelter / Adoption Center	13%	21%	4%	21%	27%	35%	27%
Building permits and inspections	5%	51%	10%	21%	29%	27%	19%
Collection of property taxes	63%	3%	8%	9%	19%	26%	20%
Community development (build the capacity of citizen groups and community organizations so they may enhance the economic, social, environmental and cultural well-being of our communities)	7%	0%	27%	24%	10%	19%	20%
County courts	10%	24%	12%	10%	7%	3%	16%
Development standards and regulations (sets standards and regulations for the unincorporated areas of the county to guide development to protect and promote the public health, safety, and general welfare of the county)	5%	58%	3%	11%	23%	12%	23%
Drainage and storm sewer infrastructure (adequate to handle storm events and prevent flooding) in unincorporated Adams County	2%	1%	10%	9%	2%	5%	4%
Economic development (identify and encourage investments by businesses, creating new jobs)	9%	0%	38%	27%	30%	6%	15%
Elections and voter registrations	7%	17%	15%	24%	30%	59%	32%
Emergency management (coordinates the efforts in coping with emergencies, disasters and terrorist threats by preparing, responding, recovering and mitigating incidents)	0%	0%	0%	9%	5%	3%	8%
Employment assistance programs through the Workforce & Business Center	2%	16%	23%	9%	6%	2%	12%
Enforcement of county codes, ordinances and regulations (building codes, zoning and development regulations, Blight Ordinance enforcement for the removal of junk and weeds, graffiti removal)	0%	14%	31%	4%	6%	31%	9%
Housing assistance services (emergency housing, rental assistance, down payment assistance for first-time home buyers, etc.)	13%	1%	25%	16%	21%	13%	26%

Looking at the services in Question 12, which FIVE (5) services do you think are LEAST important for maintaining and improving the quality of life in Adams County?	Municipality or Unincorporated Area						
	Aurora	Commerce City	Northglenn	Thornton	Westminster	Other (Arvada, Bennett, Brighton, Federal Heights)	Unincorporated
Long range planning (administers and updates the Comprehensive Long Range Plan, coordinates with both local and regional stakeholders in planning for the current and future needs of the county)	66%	19%	35%	10%	12%	47%	11%
Motor vehicle registration	63%	40%	2%	10%	19%	17%	18%
Online (internet) property lookup	76%	34%	44%	51%	43%	78%	49%
Public records and documents searches	74%	45%	40%	33%	63%	63%	38%
Roadway maintenance of paved and graveled roads in unincorporated Adams County	2%	3%	4%	18%	0%	1%	3%
Services provided to financially challenged families, programs like Temporary Assistance to Needy Families (TANF), Military Assistance Program, Food Assistance (SNAP/Food Stamps), etc.	7%	14%	31%	8%	17%	0%	19%
Services provided to protect children suspected of being abused or neglected	1%	13%	0%	1%	3%	0%	4%
Services provided to vulnerable adults suspected of being abused or neglected	11%	9%	0%	9%	11%	0%	12%
Sheriff services	9%	0%	9%	0%	7%	2%	12%
Snow and ice removal in unincorporated Adams County	7%	28%	5%	16%	12%	2%	7%
Traffic control (street lights, signs, etc.) in unincorporated Adams County	8%	28%	27%	14%	2%	24%	14%

Note: Percents add to more than 100% as respondents could choose up to five services; tests of statistical significance could not be performed

Table 80: Question #15 by Area Within the County

Overall, how would you rate the quality of the services provided by Adams County?	Area of Adams County		Which best describes where you currently live?			
	Unincorporated Adams County	Incorporated Adams County	An urban area	A suburban area	A small town	A rural area
Excellent	4%	8%	10%	6%	7%	3%
Good	46%	49%	31%	52%	54%	56%
Fair	38%	34%	52%	32%	29%	31%
Poor	7%	5%	3%	5%	7%	7%
Don't know	4%	4%	5%	4%	3%	3%
Total	100%	100%	100%	100%	100%	100%

Table 81: Question #15 by Area Within the County

Overall, how would you rate the quality of the services provided by Adams County?	Municipality or Unincorporated Area						
	Aurora	Commerce City	Northglenn	Thornton	Westminster	Other (Arvada, Bennett, Brighton, Federal Heights)	Unincorporated
Excellent	1%	9%	1%	19%	3%	4%	4%
Good	20%	59%	51%	59%	51%	39%	46%
Fair	68%	25%	45%	19%	32%	43%	39%
Poor	6%	2%	1%	1%	8%	5%	8%
Don't know	5%	4%	1%	2%	5%	10%	4%
Total	100%	100%	100%	100%	100%	100%	100%

Table 82: Question #16 by Area Within the County

How would you rate the value of services you receive from Adams County for the taxes paid?	Area of Adams County		Which best describes where you currently live?			
	Unincorporated Adams County	Incorporated Adams County	An urban area	A suburban area	A small town	A rural area
Excellent	4%	3%	1%	4%	6%	0%
Good	31%	36%	31%	37%	43%	17%
Fair	39%	35%	39%	35%	36%	33%
Poor	20%	12%	5%	15%	11%	25%
Don't know	7%	14%	25%	8%	4%	25%
Total	100%	100%	100%	100%	100%	100%

Table 83: Question #16 by Area Within the County

How would you rate the value of services you receive from Adams County for the taxes paid?	Municipality or Unincorporated Area						
	Aurora	Commerce City	Northglenn	Thornton	Westminster	Other (Arvada, Bennett, Brighton, Federal Heights)	Unincorporated
Excellent	0%	0%	1%	7%	2%	5%	4%
Good	15%	42%	15%	34%	49%	33%	30%
Fair	48%	34%	44%	40%	28%	30%	38%
Poor	3%	21%	13%	4%	15%	21%	20%
Don't know	34%	4%	27%	14%	6%	11%	7%
Total	100%	100%	100%	100%	100%	100%	100%

Table 84: Question #17 by Area Within the County

How informed would you say you are about the job Adams County government is doing?	Area of Adams County		Which best describes where you currently live?			
	Unincorporated Adams County	Incorporated Adams County	An urban area	A suburban area	A small town	A rural area
Very well informed	3%	3%	6%	2%	0%	3%
Informed	14%	13%	4%	15%	27%	8%
Somewhat informed	48%	44%	46%	46%	46%	37%
Hardly informed at all	26%	28%	18%	31%	20%	26%
Don't Know	9%	13%	26%	6%	7%	27%
Total	100%	100%	100%	100%	100%	100%

Table 85: Question #17 by Area Within the County

How informed would you say you are about the job Adams County government is doing?	Municipality or Unincorporated Area						
	Aurora	Commerce City	Northglenn	Thornton	Westminster	Other (Arvada, Bennett, Brighton, Federal Heights)	Unincorporated
Very well informed	1%	18%	1%	2%	2%	0%	3%
Informed	4%	4%	13%	16%	11%	25%	14%
Somewhat informed	53%	25%	31%	40%	49%	53%	49%
Hardly informed at all	7%	48%	27%	30%	34%	11%	26%
Don't Know	35%	5%	27%	13%	4%	11%	8%
Total	100%	100%	100%	100%	100%	100%	100%

Table 86: Question #18 by Area Within the County

How much of the time do you think you can trust Adams County government to do what is right?	Area of Adams County		Which best describes where you currently live?			
	Unincorporated Adams County	Incorporated Adams County	An urban area	A suburban area	A small town	A rural area
Always	4%	3%	3%	4%	0%	0%
Most of the time	35%	43%	46%	44%	29%	27%
Only some of the time	48%	43%	37%	42%	60%	58%
Almost never	6%	5%	6%	6%	1%	4%
Never	7%	6%	8%	5%	9%	11%
Total	100%	100%	100%	100%	100%	100%

Table 87: Question #18 by Area Within the County

How much of the time do you think you can trust Adams County government to do what is right?	Municipality or Unincorporated Area						
	Aurora	Commerce City	Northglenn	Thornton	Westminster	Other (Arvada, Bennett, Brighton, Federal Heights)	Unincorporated
Always	0%	0%	0%	7%	2%	3%	4%
Most of the time	18%	65%	17%	47%	54%	27%	35%
Only some of the time	78%	27%	71%	34%	34%	49%	48%
Almost never	2%	7%	13%	7%	4%	3%	5%
Never	2%	1%	0%	6%	6%	18%	7%
Total	100%	100%	100%	100%	100%	100%	100%

Table 88: Question #19 by Area Within the County

Overall, how would you rate the overall direction that Adams County is taking?	Area of Adams County		Which best describes where you currently live?			
	Unincorporated Adams County	Incorporated Adams County	An urban area	A suburban area	A small town	A rural area
Excellent	1%	7%	15%	5%	0%	0%
Good	30%	38%	33%	36%	37%	42%
Fair	46%	34%	33%	38%	43%	33%
Poor	7%	7%	4%	7%	15%	18%
Don't know	16%	14%	15%	14%	4%	7%
Total	100%	100%	100%	100%	100%	100%

Table 89: Question #19 by Area Within the County

Overall, how would you rate the overall direction that Adams County is taking?	Municipality or Unincorporated Area						
	Aurora	Commerce City	Northglenn	Thornton	Westminster	Other (Arvada, Bennett, Brighton, Federal Heights)	Unincorporated
Excellent	0%	24%	1%	13%	5%	0%	1%
Good	43%	30%	15%	46%	39%	28%	29%
Fair	40%	24%	68%	32%	25%	48%	46%
Poor	6%	13%	3%	1%	12%	9%	7%
Don't know	11%	9%	12%	9%	19%	15%	16%
Total	100%	100%	100%	100%	100%	100%	100%

Table 90: Question #20 by Area Within the County

Have you had any in-person, phone or email contact with an Adams County employee, regardless of department or office, within the last 12 months (including sheriff, receptionists, planners, engineers or any others)?	Area of Adams County		Which best describes where you currently live?			
	Unincorporated Adams County	Incorporated Adams County	An urban area	A suburban area	A small town	A rural area
No	56%	64%	61%	61%	85%	62%
Yes	44%	36%	39%	39%	15%	38%
Total	100%	100%	100%	100%	100%	100%

Table 91: Question #20 by Area Within the County

Have you had any in-person, phone or email contact with an Adams County employee, regardless of department or office, within the last 12 months (including sheriff, receptionists, planners, engineers or any others)?	Municipality or Unincorporated Area						
	Aurora	Commerce City	Northglenn	Thornton	Westminster	Other (Arvada, Bennett, Brighton, Federal Heights)	Unincorporated
No	64%	49%	80%	71%	51%	88%	55%
Yes	36%	51%	20%	29%	49%	12%	45%
Total	100%	100%	100%	100%	100%	100%	100%

Table 92: Question #21 by Area Within the County

What was your impression of the Adams County employee in your most recent contact? (Rate each characteristic below.) (Percent rating as "Excellent" or "Good")	Area of Adams County		Which best describes where you currently live?			
	Unincorporated Adams County	Incorporated Adams County	An urban area	A suburban area	A small town	A rural area
Knowledge	71%	83%	79%	83%	75%	65%
Responsiveness	66%	75%	45%	82%	75%	64%
Respectfulness	74%	82%	79%	83%	79%	58%
Courtesy	74%	81%	79%	81%	83%	58%
Overall impression	68%	81%	79%	80%	78%	58%

Table 93: Question #21 by Area Within the County

What was your impression of the Adams County employee in your most recent contact? (Rate each characteristic below.) (Percent rating as "Excellent" or "Good")	Municipality or Unincorporated Area						
	Aurora	Commerce City	Northglenn	Thornton	Westminster	Other (Arvada, Bennett, Brighton, Federal Heights)	Unincorporated
Knowledge	100%	58%	75%	78%	88%	82%	71%
Responsiveness	16%	58%	90%	78%	90%	77%	66%
Respectfulness	93%	49%	78%	81%	88%	80%	74%
Courtesy	91%	52%	78%	74%	88%	80%	74%
Overall impression	93%	51%	78%	78%	87%	80%	68%

Table 94: Question #22 by Area Within the County

<p>Pretend for a moment that you are responsible for making decisions about service provisions in Adams County that require difficult trade-offs. Now say you have a total of 100 “importance” points that you can distribute among 6 service categories. Please give each category the number of points you think it deserves based on how important you think this is to the quality of community life in Adams County. The most important category should receive the largest number of points. (You must use all but not more than 100 points. You do not have to give points to every category. In fact, if you would like to assign all of the points to 1, 2 or 3 categories and 0 points to all of the others, you may do so). Average Number of Points</p>	Area of Adams County		Which best describes where you currently live?			
	Unincorporated Adams County	Incorporated Adams County	An urban area	A suburban area	A small town	A rural area
Community Services (includes development review, including long-range planning, fostering public / private partnerships, code enforcement, sustainability efforts to save taxpayer dollars and reduce the county’s impact on the environment, funds to help rehab a home or business, public health services including immunization clinics, mosquito control, open space, parks, trails, etc.)	18	17	14	19	18	16
Economic Development (includes attracting and retaining businesses and jobs)	14	16	12	16	14	15
Human Services (includes unemployment assistance, workforce training, child protection, adult protection, services for financially challenged families, Head Start, etc.)	14	19	23	17	18	14
Law Enforcement (includes Sheriff patrol, crime prevention, jail, District Attorney, prosecution, courts, etc.)	23	20	21	20	18	26
Public Services (includes maintaining official public records, Clerk and Recorder functions such as marriage licenses, elections, Assessor's valuation of property, Coroner, Treasurer, etc.)	11	11	10	10	12	12
Transportation Infrastructure (includes maintenance and construction of roads, bridges, drainage systems; snow removal, sidewalk construction, etc.)	20	18	20	18	18	18

Table 95: Question #22 by Area Within the County

<p>Pretend for a moment that you are responsible for making decisions about service provisions in Adams County that require difficult trade-offs. Now say you have a total of 100 “importance” points that you can distribute among 6 service categories. Please give each category the number of points you think it deserves based on how important you think this is to the quality of community life in Adams County. The most important category should receive the largest number of points. (You must use all but not more than 100 points. You do not have to give points to every category. In fact, if you would like to assign all of the points to 1, 2 or 3 categories and 0 points to all of the others, you may do so). Average Number of Points</p>	Municipality or Unincorporated Area						
	Aurora	Commerce City	Northglenn	Thornton	Westminster	Other (Arvada, Bennett, Brighton, Federal Heights)	Unincorporated
Community Services (includes development review, including long-range planning, fostering public / private partnerships, code enforcement, sustainability efforts to save taxpayer dollars and reduce the county’s impact on the environment, funds to help rehab a home or business, public health services including immunization clinics, mosquito control, open space, parks, trails, etc.)	9	16	17	20	17	22	18
Economic Development (includes attracting and retaining businesses and jobs)	10	14	14	16	17	14	14
Human Services (includes unemployment assistance, workforce training, child protection, adult protection, services for financially challenged families, Head Start, etc.)	23	10	23	20	17	19	14
Law Enforcement (includes Sheriff patrol, crime prevention, jail, District Attorney, prosecution, courts, etc.)	25	32	19	18	18	17	24
Public Services (includes maintaining official public records, Clerk and Recorder functions such as marriage licenses, elections, Assessor’s valuation of property, Coroner, Treasurer, etc.)	12	6	11	10	11	13	11
Transportation Infrastructure (includes maintenance and construction of roads, bridges, drainage systems; snow removal, sidewalk construction, etc.)	20	23	15	16	19	16	20

Table 96: Question #23 by Area Within the County

Please rate how well Adams County is currently doing in each of the following areas: (Percent rating as "Excellent" or "Good")	Area of Adams County		Which best describes where you currently live?			
	Unincorporated Adams County	Incorporated Adams County	An urban area	A suburban area	A small town	A rural area
Welcoming resident involvement	27%	41%	40%	40%	51%	18%
Being responsive to residents	34%	49%	53%	43%	47%	53%
Generally acting in the best interest of the community	36%	52%	41%	53%	39%	48%
Informing residents about issues facing the community	30%	39%	46%	34%	34%	48%
Accessibility of elected officials	26%	31%	20%	30%	34%	43%
Being open and transparent to the public	18%	35%	29%	33%	21%	37%
Giving residents a chance to express their views before making decisions	28%	41%	47%	37%	29%	41%
Being honest	27%	40%	40%	38%	24%	39%
Treating residents with fairness and respect	36%	51%	36%	53%	41%	41%

Table 97: Question #23 by Area Within the County

Please rate how well Adams County is currently doing in each of the following areas: (Percent rating as "Excellent" or "Good")	Municipality or Unincorporated Area						
	Aurora	Commerce City	Northglenn	Thornton	Westminster	Other (Arvada, Bennett, Brighton, Federal Heights)	Unincorporated
Welcoming resident involvement	43%	47%	14%	44%	38%	51%	27%
Being responsive to residents	40%	45%	40%	62%	36%	50%	34%
Generally acting in the best interest of the community	47%	29%	38%	71%	54%	24%	35%
Informing residents about issues facing the community	38%	47%	31%	67%	21%	23%	29%
Accessibility of elected officials	11%	34%	26%	54%	19%	14%	26%
Being open and transparent to the public	9%	24%	21%	60%	30%	17%	17%
Giving residents a chance to express their views before making decisions	46%	42%	23%	61%	27%	14%	27%
Being honest	16%	51%	19%	64%	33%	14%	26%
Treating residents with fairness and respect	23%	35%	28%	72%	53%	33%	36%

Table 98: Question #24 by Area Within the County

How familiar are you with the Open Adams reform measures that Adams County is undertaking?	Area of Adams County		Which best describes where you currently live?			
	Unincorporated Adams County	Incorporated Adams County	An urban area	A suburban area	A small town	A rural area
Very familiar	1%	2%	1%	2%	3%	2%
Somewhat familiar	12%	10%	21%	6%	28%	12%
A little bit familiar	16%	21%	38%	17%	18%	11%
Not at all familiar	71%	66%	40%	74%	51%	75%
Total	100%	100%	100%	100%	100%	100%

Table 99: Question #24 by Area Within the County

How familiar are you with the Open Adams reform measures that Adams County is undertaking?	Municipality or Unincorporated Area						
	Aurora	Commerce City	Northglenn	Thornton	Westminster	Other (Arvada, Bennett, Brighton, Federal Heights)	Unincorporated
Very familiar	1%	0%	3%	0%	4%	4%	1%
Somewhat familiar	2%	22%	21%	17%	3%	8%	12%
A little bit familiar	74%	3%	6%	13%	17%	30%	16%
Not at all familiar	23%	75%	70%	71%	76%	58%	71%
Total	100%	100%	100%	100%	100%	100%	100%

Table 100: Question #25 by Area Within the County

In general, how well do you think Adams County is doing on implementing the reform measures?	Area of Adams County		Which best describes where you currently live?			
	Unincorporated Adams County	Incorporated Adams County	An urban area	A suburban area	A small town	A rural area
Excellent	0%	3%	11%	1%	0%	0%
Good	6%	10%	15%	6%	37%	5%
Fair	16%	12%	27%	10%	8%	15%
Poor	5%	3%	1%	3%	5%	6%
Don't know	72%	71%	46%	80%	51%	74%
Total	100%	100%	100%	100%	100%	100%

Table 101: Question #25 by Area Within the County

In general, how well do you think Adams County is doing on implementing the reform measures?	Municipality or Unincorporated Area						
	Aurora	Commerce City	Northglenn	Thornton	Westminster	Other (Arvada, Bennett, Brighton, Federal Heights)	Unincorporated
Excellent	0%	0%	0%	8%	2%	0%	0%
Good	30%	5%	15%	7%	4%	19%	6%
Fair	38%	3%	14%	12%	5%	19%	16%
Poor	3%	4%	0%	0%	5%	5%	5%
Don't know	29%	89%	71%	72%	84%	57%	72%
Total	100%	100%	100%	100%	100%	100%	100%

Table 102: Question #27 by Area Within the County

Were you looking for work at any time during the last 2 years?	Area of Adams County		Which best describes where you currently live?			
	Unincorporated Adams County	Incorporated Adams County	An urban area	A suburban area	A small town	A rural area
No	80%	71%	55%	74%	76%	96%
Yes	20%	29%	45%	26%	24%	4%
Total	100%	100%	100%	100%	100%	100%

Table 103: Question #27 by Area Within the County

Were you looking for work at any time during the last 2 years?	Municipality or Unincorporated Area						
	Aurora	Commerce City	Northglenn	Thornton	Westminster	Other (Arvada, Bennett, Brighton, Federal Heights)	Unincorporated
No	36%	67%	83%	81%	65%	92%	80%
Yes	64%	33%	17%	19%	35%	8%	20%
Total	100%	100%	100%	100%	100%	100%	100%

Table 104: Question #28 by Area Within the County

Did you use any of the job seeker services at the Adams County Workforce & Business Center?	Area of Adams County		Which best describes where you currently live?			
	Unincorporated Adams County	Incorporated Adams County	An urban area	A suburban area	A small town	A rural area
No	49%	48%	23%	58%	73%	73%
Yes	51%	52%	77%	42%	27%	27%
Total	100%	100%	100%	100%	100%	100%

* Note: Question only asked of those who had been looking for work during the last 2 years.

Table 105: Question #28 by Area Within the County

Did you use any of the job seeker services at the Adams County Workforce & Business Center?	Municipality or Unincorporated Area						
	Aurora	Commerce City	Northglenn	Thornton	Westminster	Other (Arvada, Bennett, Brighton, Federal Heights)	Unincorporated
No	1%	46%	96%	50%	68%	72%	49%
Yes	99%	54%	4%	50%	32%	28%	51%
Total	100%	100%	100%	100%	100%	100%	100%

* Note: Question only asked of those who had been looking for work during the last 2 years.

Table 106: Question #28a by Area Within the County

Why not?	Area of Adams County		Which best describes where you currently live?			
	Unincorporated Adams County	Incorporated Adams County	An urban area	A suburban area	A small town	A rural area
Didn't know about them	63%	63%	57%	62%	91%	0%
Didn't think they would help me	27%	22%	32%	23%	0%	50%
Too difficult to access	0%	10%	0%	11%	0%	0%
Other	10%	12%	22%	9%	9%	50%

** Note: Percents add to more than 100% as respondents could choose more than one reason.
 Question only asked of those who had been looking for work during the last 2 years and who had not used job seeker services at the Adams County Workforce & Business Center.
 Tests of statistical significance could not be performed*

Table 107: Question #28a by Area Within the County

Why not?	Municipality or Unincorporated Area						
	Aurora	Commerce City	Northglenn	Thornton	Westminster	Other (Arvada, Bennett, Brighton, Federal Heights)	Unincorporated
Didn't know about them	100%	70%	38%	18%	77%	100%	63%
Didn't think they would help me	0%	30%	30%	29%	19%	0%	27%
Too difficult to access	0%	0%	0%	49%	1%	0%	0%
Other	0%	25%	32%	26%	4%	0%	10%

** Note: Percents add to more than 100% as respondents could choose more than one reason.
 Question only asked of those who had been looking for work during the last 2 years and who had not used job seeker services at the Adams County Workforce & Business Center.
 Tests of statistical significance could not be performed*

Table 108: Question #28b by Area Within the County

How would you rate the quality of the services provided?	Area of Adams County		Which best describes where you currently live?			
	Unincorporated Adams County	Incorporated Adams County	An urban area	A suburban area	A small town	A rural area
Excellent	17%	45%	49%	33%	22%	0%
Good	26%	33%	51%	12%	0%	100%
Fair	15%	4%	0%	10%	44%	0%
Poor	43%	18%	0%	46%	34%	0%
Total	100%	100%	100%	100%	100%	100%

**Note: Only asked of those who had been looking for work during the last 2 years and who had used job seeker services at the Adams County Workforce & Business Center.*

Table 109: Question #28b by Area Within the County

How would you rate the quality of the services provided?	Municipality or Unincorporated Area						
	Aurora	Commerce City	Northglenn	Thornton	Westminster	Other (Arvada, Bennett, Brighton, Federal Heights)	Unincorporated
Excellent	58%	0%	0%	56%	19%	0%	17%
Good	42%	72%	0%	35%	0%	0%	26%
Fair	0%	28%	100%	4%	0%	100%	15%
Poor	0%	0%	0%	5%	81%	0%	43%
Total	100%	100%	100%	100%	100%	100%	100%

**Note: Only asked of those who had been looking for work during the last 2 years and who had used job seeker services at the Adams County Workforce & Business Center.*

Adams County Municipalities + Denver Benchmark Comparisons

Quality of Life Benchmark Comparisons

Please rate each of the following aspects of quality of life in Adams County:	Rank	Number of Jurisdictions for Comparison	Comparison to benchmark
Adams County as a place to live	5	6	Similar to the benchmark
Your neighborhood as a place to live	4	5	Similar to the benchmark
Adams County as a place to raise children	5	6	Similar to the benchmark
Adams County as a place to retire	4	6	Similar to the benchmark
The overall quality of life in Adams County	5	7	Similar to the benchmark

Community Characteristics Related to Quality of Life Benchmark Comparisons

Please rate each of the following characteristics as they relate to Adams County as a whole	Rank	Number of Jurisdictions for Comparison	Comparison to benchmark
Sense of community	5	6	Similar to the benchmark
Openness and acceptance of the community toward people of diverse backgrounds	4	5	Similar to the benchmark

Public Trust Benchmark Comparisons

	Rank	Number of Jurisdictions for Comparison	Comparison to benchmark
Overall image or reputation of Adams County	4	6	Similar to the benchmark
Overall, how would you rate the overall direction that Adams County is taking?	3	5	Similar to the benchmark
Welcoming resident involvement	4	5	Below the benchmark
Being responsive to residents	Not available	Not available	Not available

Overall Quality of Services Benchmark Comparisons

	Rank	Number of Jurisdictions for Comparison	Comparison to benchmark
Overall, how would you rate the quality of the services provided by Adams County?	4	5	Similar to the benchmark
How would you rate the value of services you receive from Adams County for the taxes paid?	5	6	Similar to the benchmark

Community Characteristics Related to Community Services Benchmark Comparisons

Please rate each of the following characteristics as they relate to Adams County as a whole	Rank	Number of Jurisdictions for Comparison	Comparison to benchmark
Drinking water quality	Not available	Not available	Not available
Recreational opportunities	3	6	Similar to the benchmark
Variety of housing options	Not available	Not available	Not available
Overall appearance of Adams County	Not available	Not available	Not available
Overall quality of new development in unincorporated Adams County	Not available	Not available	Not available
Educational opportunities	Not available	Not available	Not available
Opportunities to attend cultural activities	Not available	Not available	Not available

Community Services Benchmark Comparisons

Please rate the quality of each of the following services provided by Adams County:	Rank	Number of Jurisdictions for Comparison	Comparison to benchmark
Adams County open space, parks and trails system	Not available	Not available	Not available
Long range planning (administers and updates the Comprehensive Long Range Plan, coordinates with both local and regional stakeholders in planning for the current and future needs of the county)	Not available	Not available	Not available
Enforcement of county codes, ordinances and regulations (building codes, zoning and development regulations, Blight Ordinance enforcement for the removal of junk and weeds, graffiti removal)	4	6	Below the benchmark

Community Characteristics Related to Transportation Infrastructure Benchmark Comparisons

Please rate each of the following characteristics as they relate to Adams County as a whole	Rank	Number of Jurisdictions for Comparison	Comparison to benchmark
Availability of paths and walking trails	4	5	Similar to the benchmark
Ease of car travel in Adams County	3	5	Similar to the benchmark
Ease of bus travel in Adams County	Not available	Not available	Not available
Traffic flow on major streets	Not available	Not available	Not available

Transportation Infrastructure Services Benchmark Comparisons

Please rate the quality of each of the following services provided by Adams County:	Rank	Number of Jurisdictions for Comparison	Comparison to benchmark
Drainage and storm sewer infrastructure (adequate to handle storm events and prevent flooding) in unincorporated Adams County	5	5	Below the benchmark
Snow and ice removal in unincorporated Adams County	4	6	Below the benchmark

Community Characteristics Related to Law Enforcement Benchmark Comparisons

Please rate each of the following characteristics as they relate to Adams County as a whole	Rank	Number of Jurisdictions for Comparison	Comparison to benchmark
Sense of personal safety	Not available	Not available	Not available

Law Enforcement and Public Safety Services Benchmark Comparisons

Please rate the quality of each of the following services provided by Adams County:	Rank	Number of Jurisdictions for Comparison	Comparison to benchmark
Animal Shelter / Adoption Center	3	6	Similar to the benchmark
Sheriff services	Not available	Not available	Not available
County courts	4	6	Similar to the benchmark

Community Characteristics Related to Economic Development Benchmark Comparisons

Please rate each of the following characteristics as they relate to Adams County as a whole	Rank	Number of Jurisdictions for Comparison	Comparison to benchmark
Adams County as a place to work	5	6	Below the benchmark
Shopping opportunities	Not available	Not available	Not available
Overall quality of business and service establishments in Adams County	Not available	Not available	Not available
Employment opportunities	5	7	Similar to the benchmark

Economic Development Services Benchmark Comparisons

Please rate the quality of each of the following services provided by Adams County:	Rank	Number of Jurisdictions for Comparison	Comparison to benchmark
Economic development (identify and encourage investments by businesses, creating new jobs)	6	6	Much below the benchmark

Community Characteristics Related to Human Services Benchmark Comparisons

Please rate each of the following characteristics as they relate to Adams County as a whole	Rank	Number of Jurisdictions for Comparison	Comparison to benchmark
Availability of affordable quality housing	2	5	Similar to the benchmark
Availability of affordable quality health care	3	5	Similar to the benchmark
Availability of affordable quality child care	Not available	Not available	Not available

Human Services Benchmark Comparisons

Please rate the quality of each of the following services provided by Adams County:	Rank	Number of Jurisdictions for Comparison	Comparison to benchmark
Services provided to financially challenged families, programs like Temporary Assistance to Needy Families (TANF), Military Assistance Program, Food Assistance (SNAP/Food Stamps), etc.	Not available	Not available	Not available
Housing assistance services (emergency housing, rental assistance, down payment assistance for first-time home buyers, etc.)	Not available	Not available	Not available
Services provided to protect children suspected of being abused or neglected	Not available	Not available	Not available

Employee Contact Benchmark Comparisons

What was your impression of the Adams County employee in your most recent contact? (Rate each characteristic below.)	Rank	Number of Jurisdictions for Comparison	Comparison to benchmark
Knowledge	3	7	Above the benchmark
Responsiveness	4	6	Similar to the benchmark
Courtesy	Not available	Not available	Not available
Overall impression	4	7	Above the benchmark

Non-Adams County Services Benchmark Comparisons

Please rate the quality of each of the following services provided by other agencies (i.e., special districts and metro districts), not by Adams County.	Rank	Number of Jurisdictions for Comparison	Comparison to benchmark
Fire services	Not available	Not available	Not available
Park and recreation services	Not available	Not available	Not available
Water and sanitation services	Not available	Not available	Not available
Library services	4	5	Similar to the benchmark
Street and drainage maintenance services	1	6	Much above the benchmark
Public school districts	2	5	Similar to the benchmark

Survey Highlights

Survey background

The purposes of the Adams County Quality of Life survey were to establish a baseline for residents' levels of satisfaction with services provided by the County, to give residents an opportunity to provide input to the County on areas of strength and opportunities for improvement and to communicate priorities for planning purposes and resource allocation. The County anticipates using the results of the survey in a variety of ways including performance based budgeting, the County Report Card project for performance management, the formulation of department goals, the County Comprehensive Plan and other County plans, initiatives and programs. The Quality of Life survey was developed through an iterative process with members of the Board of County Commissioners, other elected officials, appointed officials and department directors and National Research Center, Inc (NRC) staff.

Three thousand households in Adams County were randomly selected to receive the survey. Each of the survey recipients were contacted by mail a total of three times in May 2012. The first mailing was a prenotification postcard, followed by the initial survey packet and a reminder survey packet, each about one week apart. A total of 503 completed surveys were returned, for a response rate of 17%. The 95 percent confidence interval for this survey is generally no greater than plus or minus four percentage points around any given percent reported for all survey respondents. Survey results were weighted so that the age, gender, race/ethnicity, housing tenure (rent versus own) and area of the County (unincorporated versus incorporated) were represented in the proportions reflective of the entire county. National benchmark comparisons were provided when similar questions on the Adams County Quality of Life Survey were included in NRC's database and there were at least five jurisdictions in which the question was asked.

Highlights and Opportunities

Convenience, variety and recreation characterize the county

- Of the 20% of respondents who wrote in their own words what they liked best about living in Adams County, nearly one-third cited the location of the county, especially access to work, shopping or Denver, or proximity to the mountains; respondents also enjoyed the mix of urban and rural as well as the lower cost of living.
- About 6 in 10 respondents rated the opportunities to participate in outdoor recreation or enjoy nature, recreational opportunities and the variety of housing options as excellent or good.
- Almost 8 in 10 respondents felt Adams County provided an excellent or good open space, parks and trails system; just over one-third of respondents felt this service was one of the most important services provided by the county.
- The availability of paths and walking trails and the ease of car travel were deemed excellent or good by at least 6 in 10 respondents.

Open Adams remains a mystery to residents

- Two-thirds of respondents were not at all familiar with the Open Adams reform measures being undertaken by the County; an additional 20% were only a little bit familiar.
- The vast majority of respondents (71%) could not provide an opinion on how well the County was doing on implementing Open Adams; of those who could provide an opinion, only 41% felt the County was doing an excellent or good job.

Rebuilding trust in the community will take time

- About half of respondents thought that Adams County government generally acts in the best interest of the community and is responsive to residents.
- Only 3 in 10 respondents felt the County did a good or excellent job of being open and transparent with the public.
- Ratings of the overall image or reputation of the county were lower in Adams County than in other communities across the nation and in Colorado.
- Less than half of respondents (44%) believed they could trust Adams County government to do what is right always or most of the time.

Additional highlights of survey results

Quality of life

Adams County as a place to live was considered excellent or good by nearly three-quarters of respondents.

Between 64% and 67% of respondents rated their overall quality of life, the openness and acceptance of people of diverse backgrounds, Adams County as a place to live and as a place to raise children as excellent or good.

Overall, however, quality of life ratings were lower in Adams County compared to ratings given by residents of other jurisdictions across the nation and in Colorado.

Community characteristics

Twenty-five community characteristics were rated by survey participants; 21 were able to be compared to national benchmarks. One characteristic was given ratings above the benchmark: availability of affordable quality housing. Thirteen characteristics were rated similar to the benchmark, and 7 were below the benchmark.

The highest rated community characteristics were: emergency response times (fire, ambulance, sheriff, etc.); availability of paths and walking trails; sense of personal safety; and drinking water quality. The lowest rated community characteristics were: employment opportunities; opportunities to attend cultural activities; availability of affordable quality child care and educational opportunities.

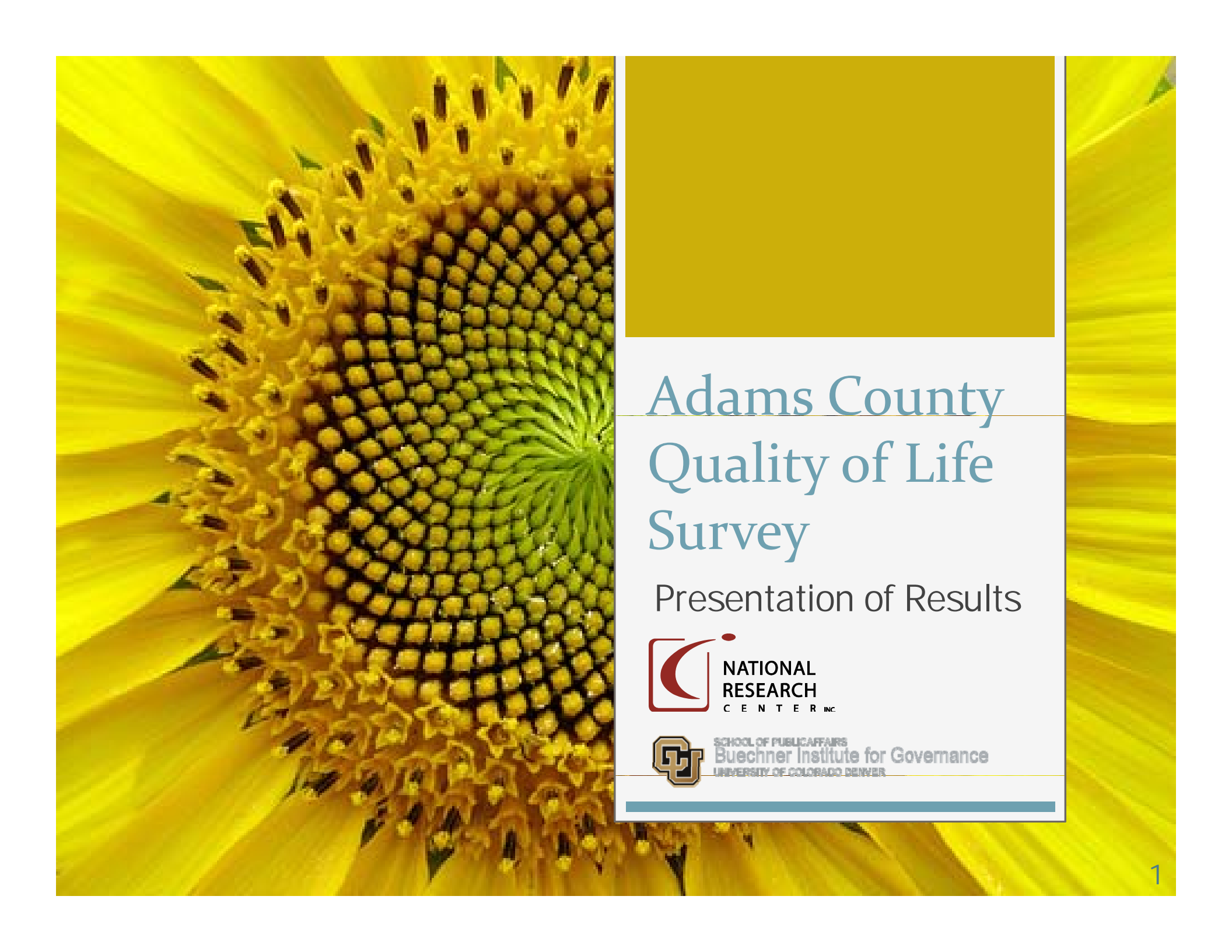
Quality of services

The overall quality of services provided by Adams County was rated as excellent or good by nearly 60% of respondents. Over 40% of respondents considered the value of the services provided for the taxes paid as excellent or good, while an additional 41% considered the value of services provided for taxes paid as fair. Respondents in Adams County rated both the overall quality of services and the value of services for the taxes paid lower than the benchmark.

Twenty-five specific county government services were rated by survey participants; 12 were able to be compared to national benchmarks. Four of these services were rated similar to the benchmark, and 8 were below the benchmark.

The highest rated services were: Adams County open space; parks and trails system; animal shelter/adoption center; elections and voter registrations; and Sheriff services. The lowest rated services were economic development; roadway maintenance of paved and graveled roads in

unincorporated Adams County; community development; and enforcement of county codes, ordinances and regulations.

A close-up photograph of a sunflower head, showing the intricate pattern of the seeds and the bright yellow petals. The image is used as a background for the slide.

Adams County Quality of Life Survey

Presentation of Results



Agenda

- Overview of survey methodology
 - Questions from you about methodology
- Highlights of the survey results
 - Feel free to ask questions as we go along
- Examples of potential ways the results can be used
- Discussion about the survey results
- Overview of next steps for focus groups

Survey Administration

Results of a "Scientific" Survey

- Representative of the entire community
- Hear the voice of the citizens you may not typically hear from



Survey Administration

Hallmarks of a "Scientific" Survey

Random Selection
of Households

From a Source
with High
"Coverage"

Best Practices to
Increase
Response Rate

"Weight" the
Survey Data

Survey Administration

- 3,000 total households in Adams County randomly selected as survey recipients:
1,500 in incorporated area,
1,500 in unincorporated area
- 503 total completed surveys (17% response rate)
277 from the incorporated area (18% RR)
223 from the unincorporated area (15% RR)
- “Margin of error” of $\pm 4.4\%$ overall;
 $\pm 5.9\%$ for the incorporated area
 $\pm 6.6\%$ for the unincorporated area

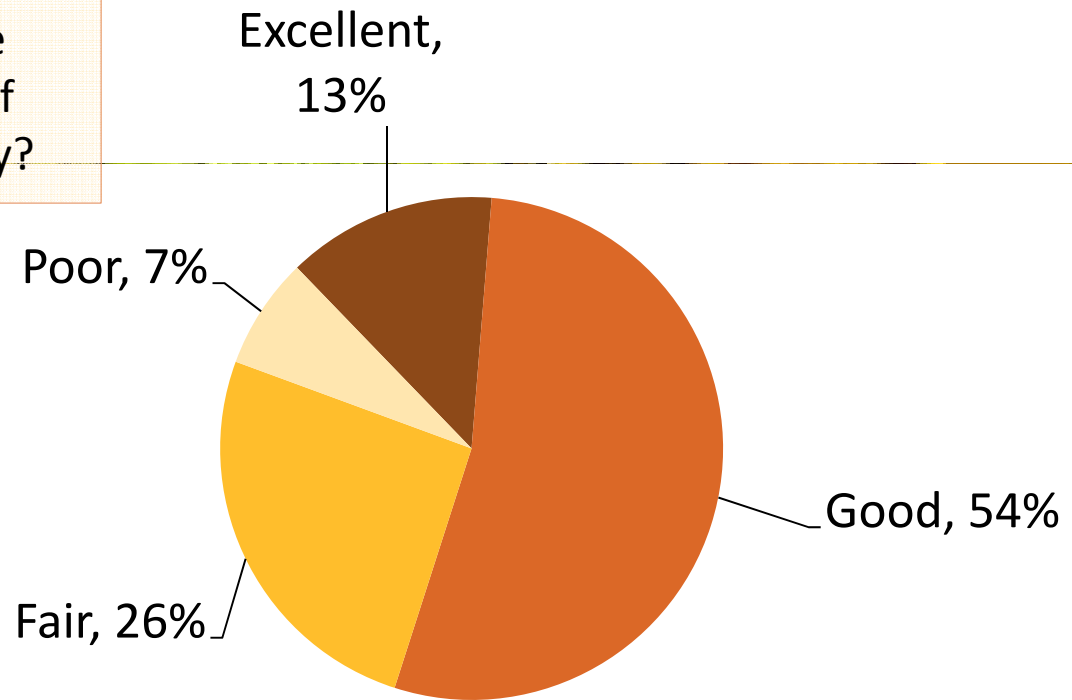
Survey Administration

- Results were weighted by respondent age, gender, race/ethnicity and housing tenure (rent versus own) within the two areas of the county
 - A final weight was applied for the overall results so that the two portions of the county were represented in their correct proportions
- Comparisons by demographic and geographic subgroups are included in the appendices
- Comparisons to national and Colorado benchmarks were made, where available

Any questions about the
survey methodology?

Overall Quality of Life

How would you rate the overall quality of life in Adams County?



National Benchmark



Quality of Life

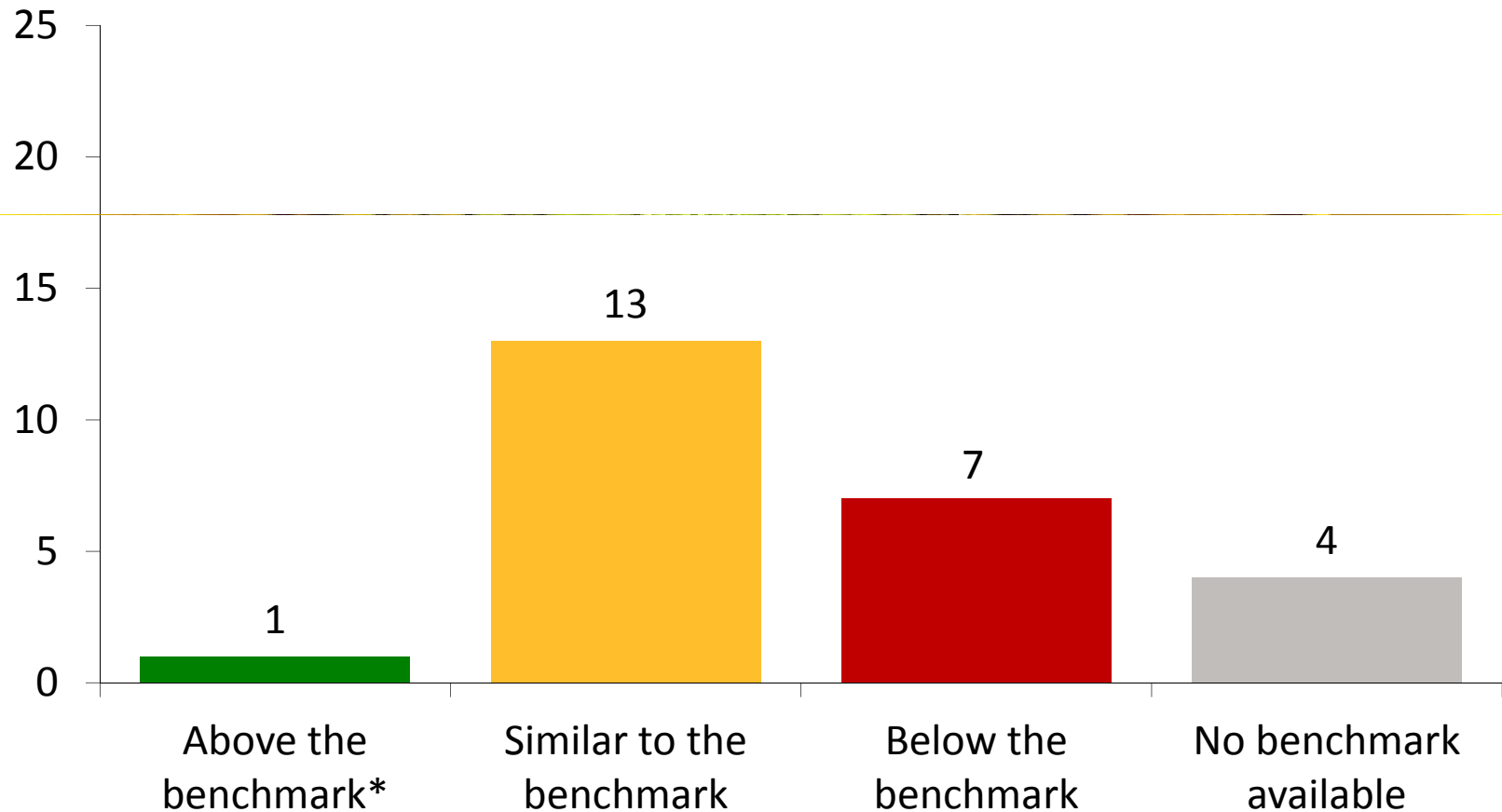
Like Best About Living in Adams County



Percent of Respondents Who Made a Comment

Community Characteristics

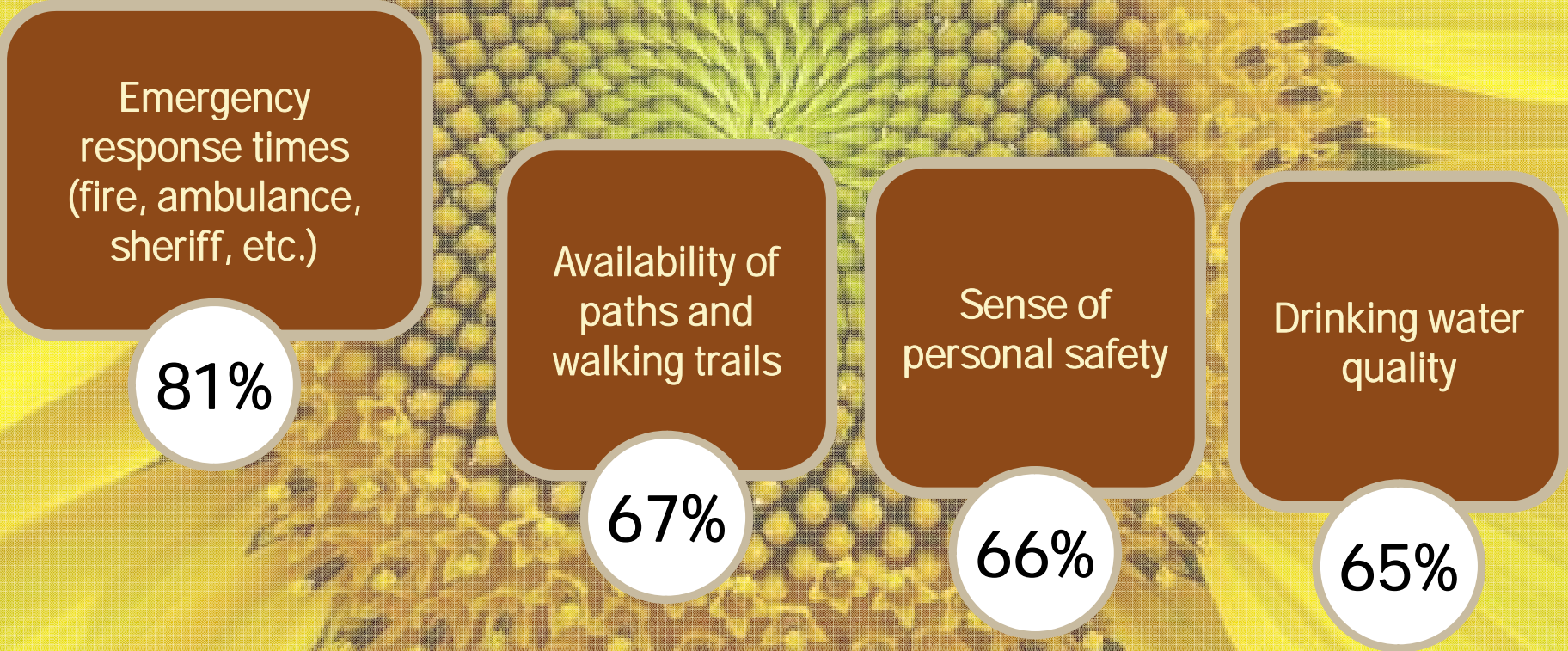
- 25 community characteristics rated by survey participants



-Dyldelw#r#lirugden#xdw#rxvlbj

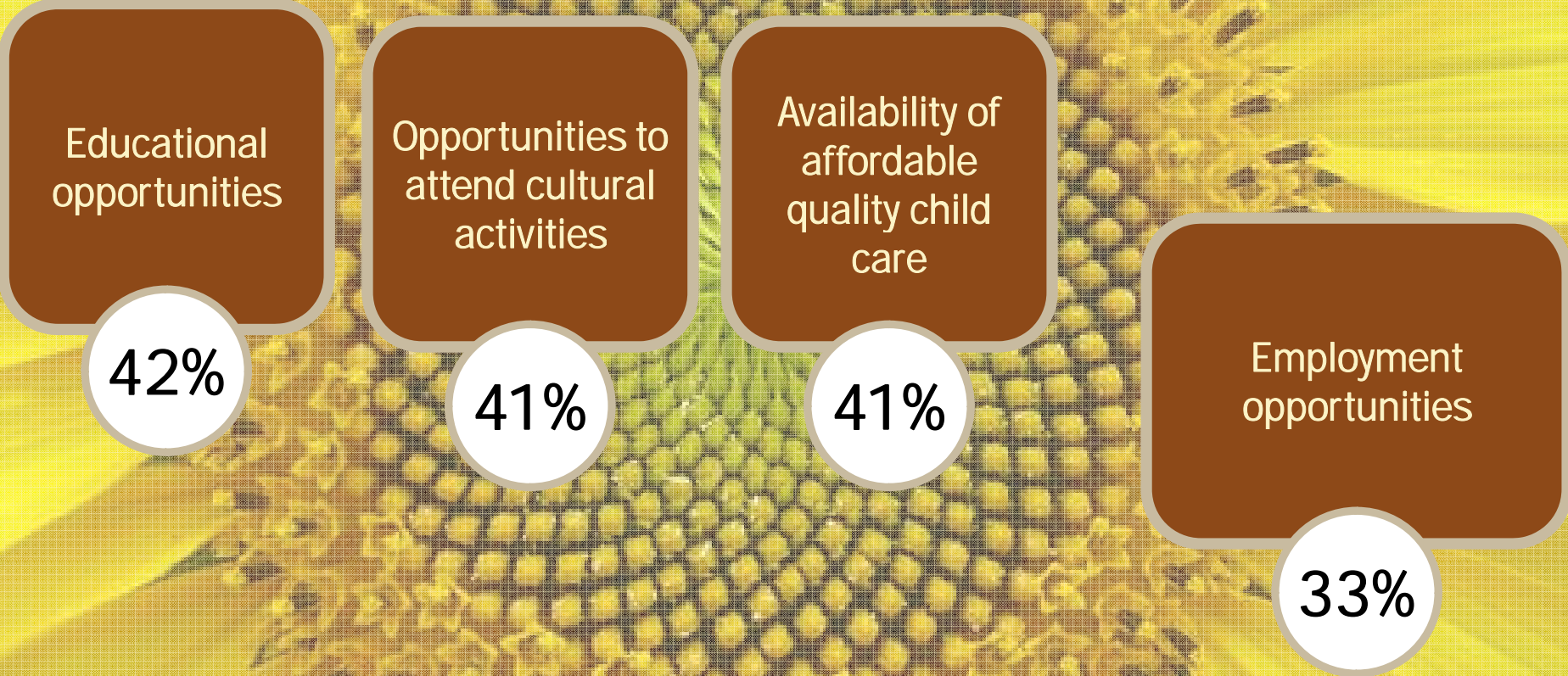
Community Characteristics

Highest Rated



Percent of Respondents Rating as Excellent or Good

Community Characteristics

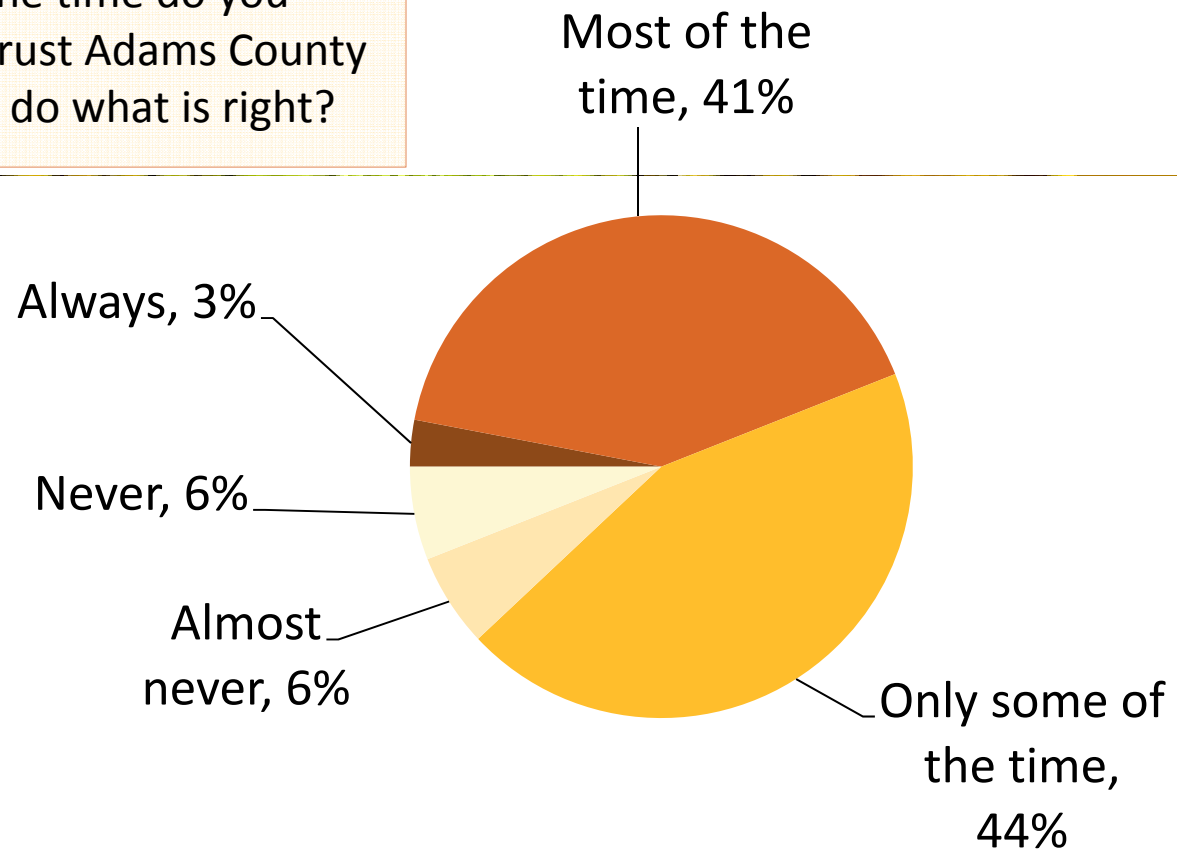


Lowest Rated

Percent of Respondents Rating as Excellent or Good

Public Trust

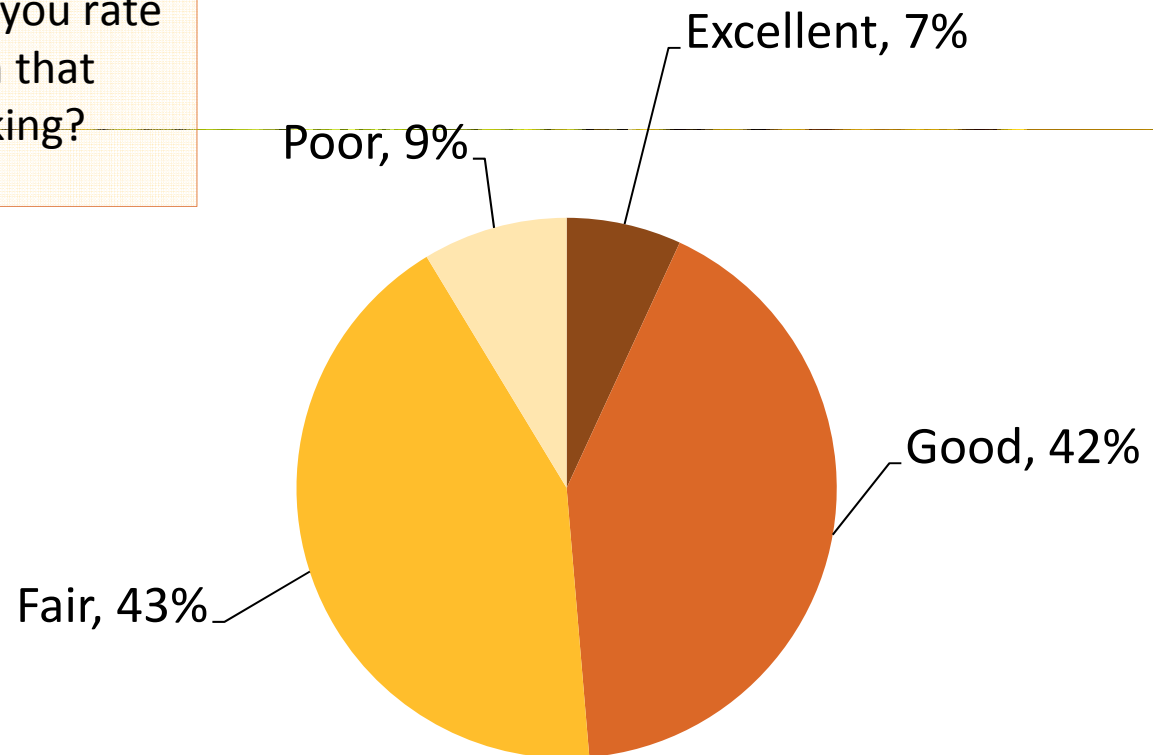
How much of the time do you think you can trust Adams County government to do what is right?



Public Trust

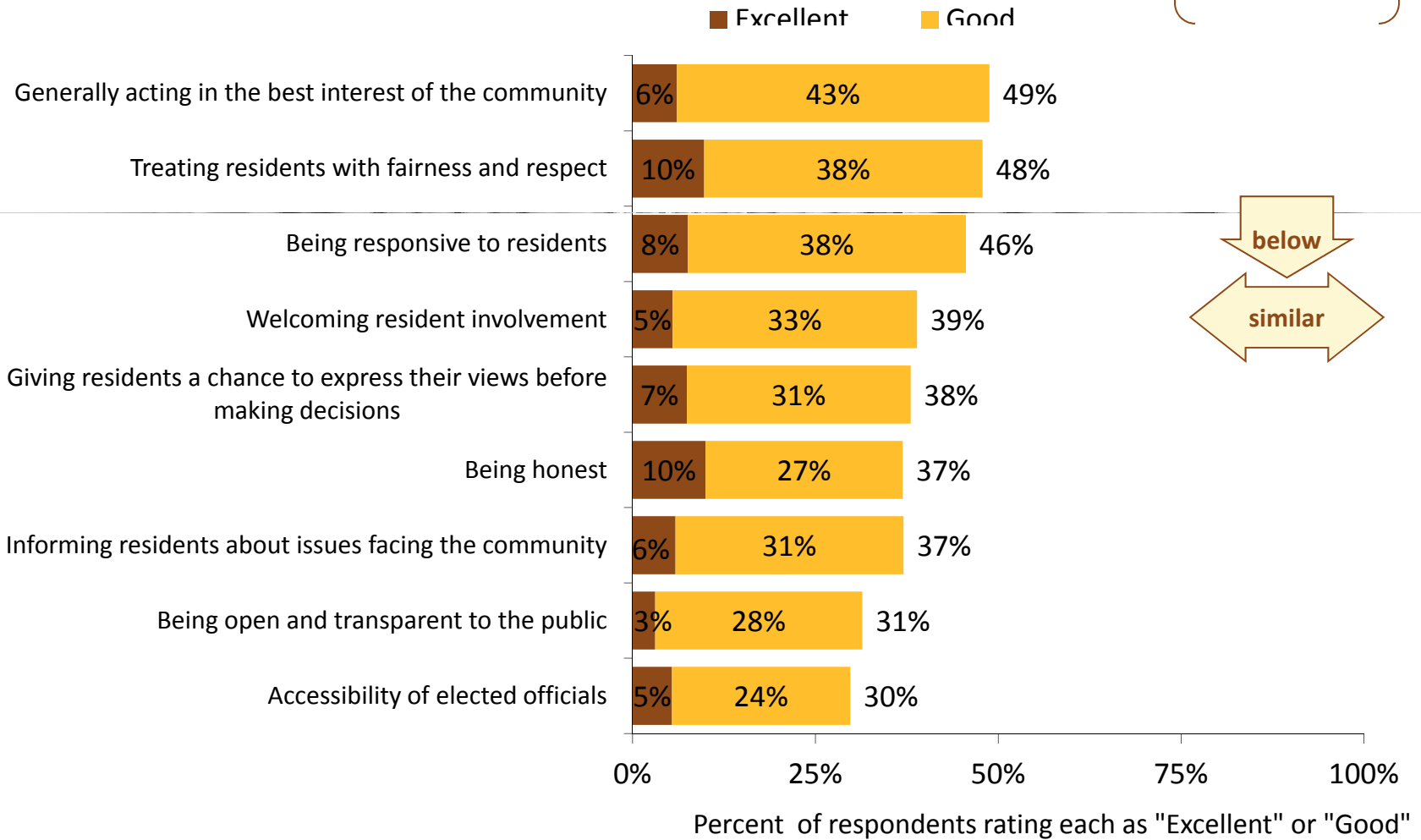
Overall, how would you rate the overall direction that Adams County is taking?

National Benchmark
similar



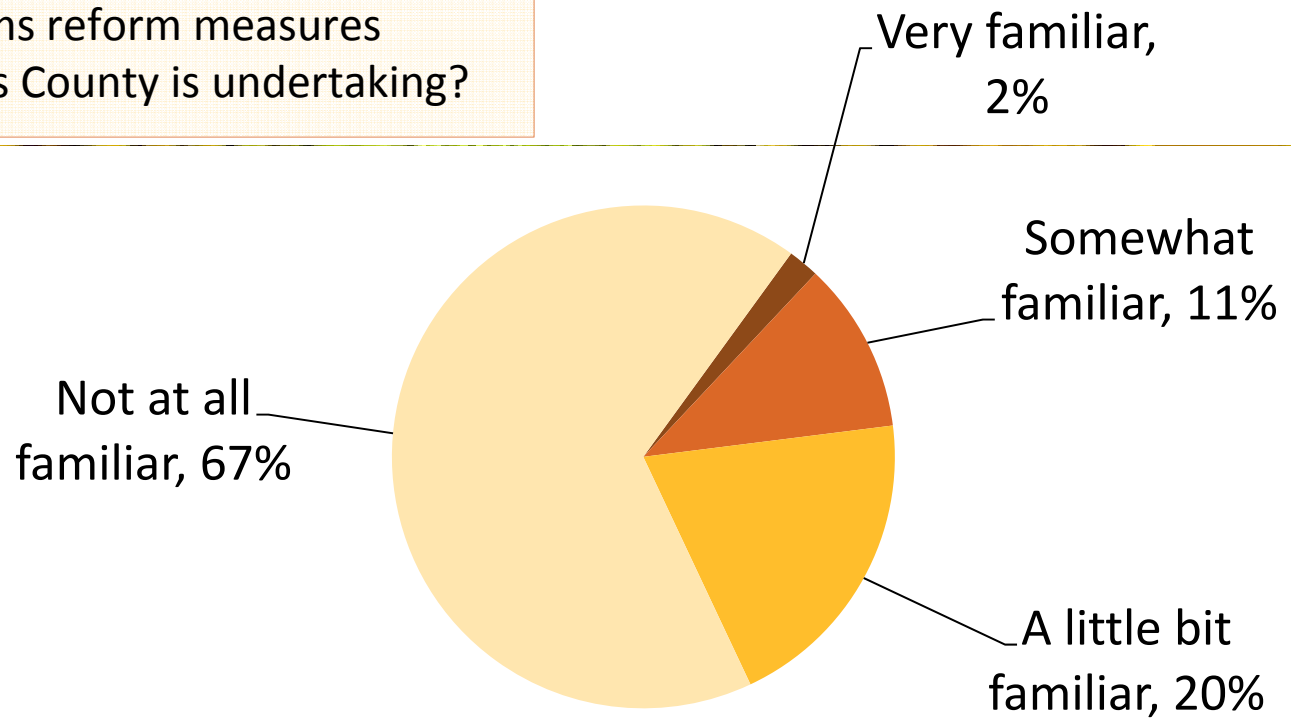
Public Trust

National Benchmark



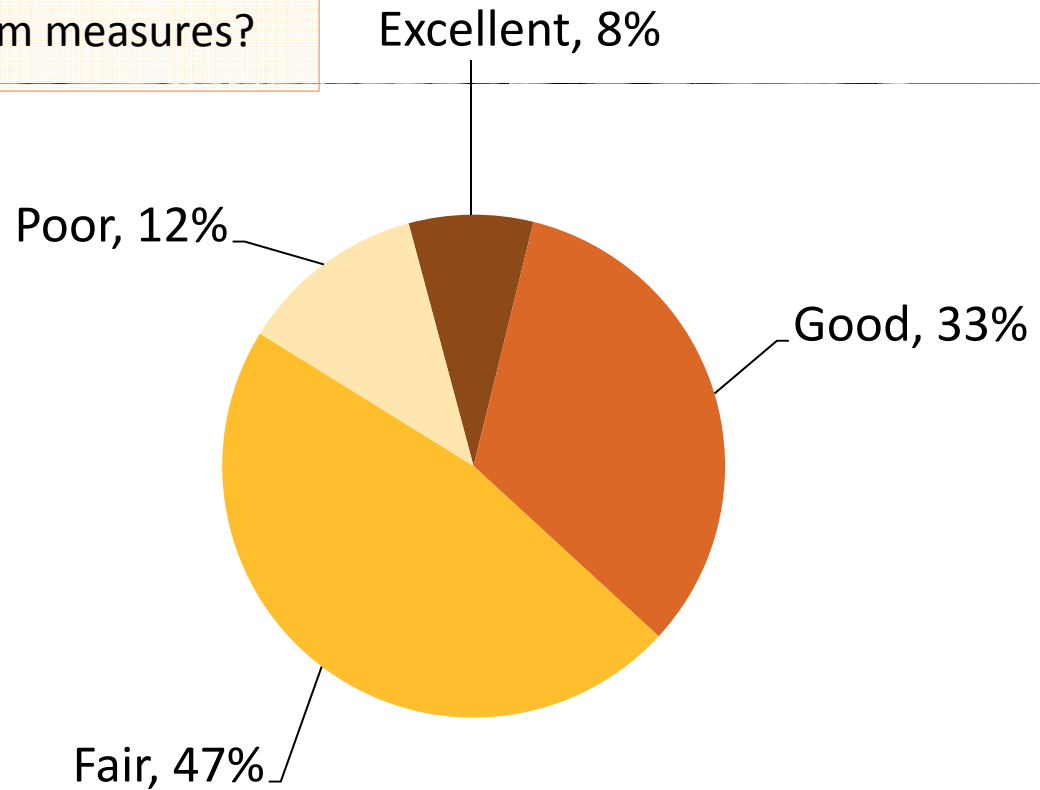
Public Trust

How familiar are you with the Open Adams reform measures that Adams County is undertaking?



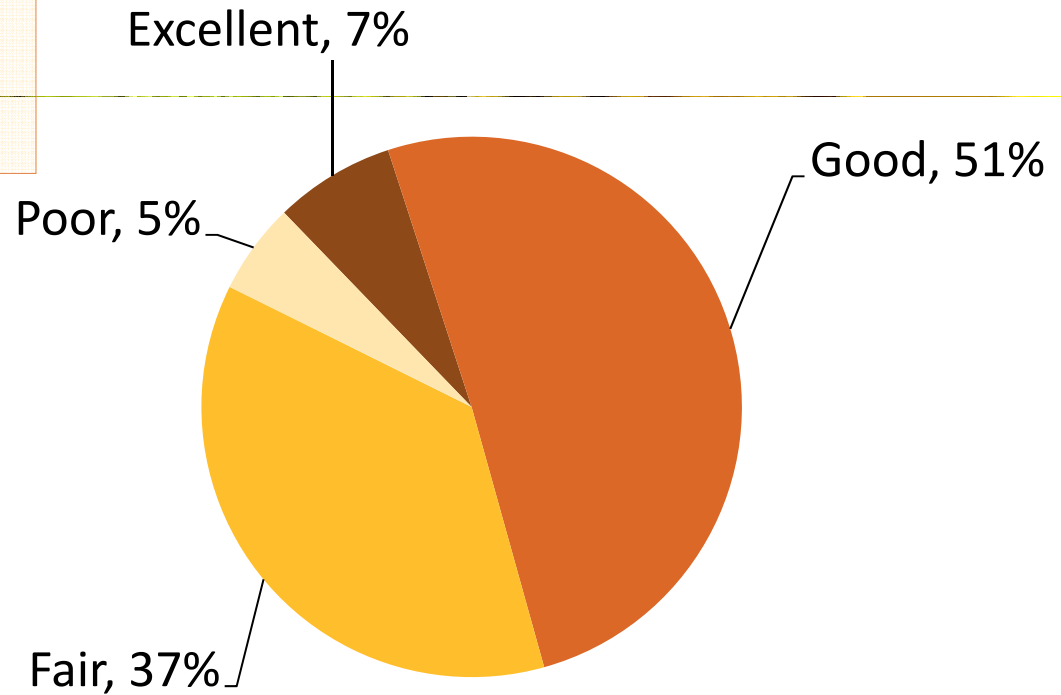
Public Trust

In general, how well do you think Adams County is doing on implementing the reform measures?



Quality of Adams County Services

Overall, how would you rate the quality of the services provided by Adams County?



National Benchmark

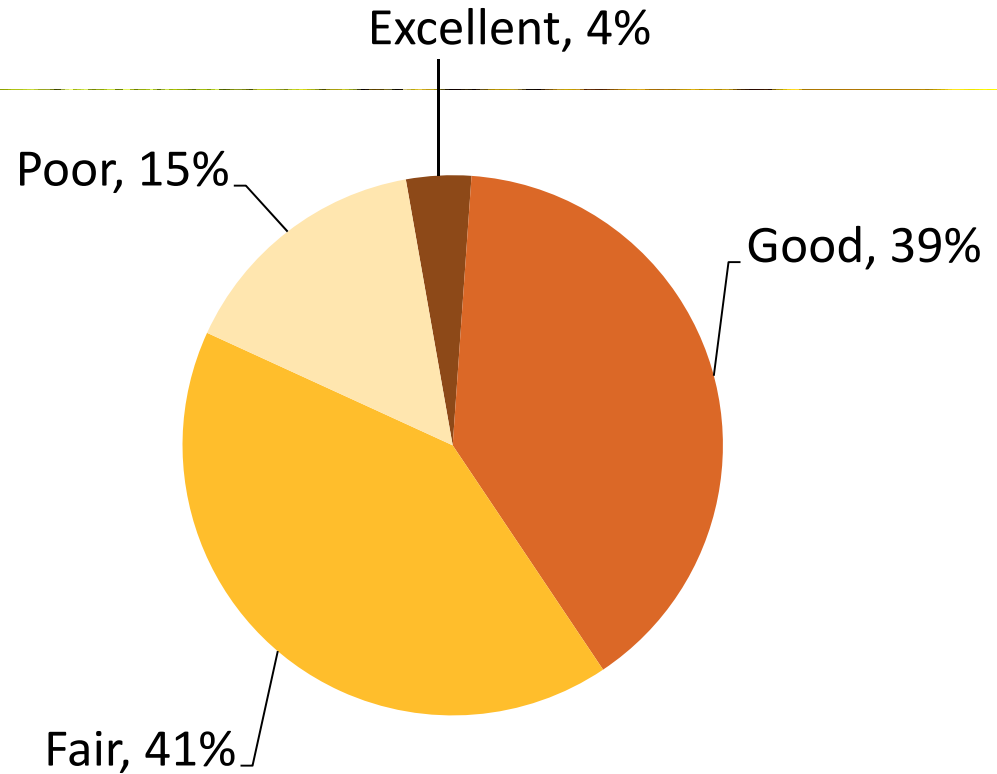
below

Quality of Adams County Services

How would you rate the value of services you receive from Adams County for the taxes paid?

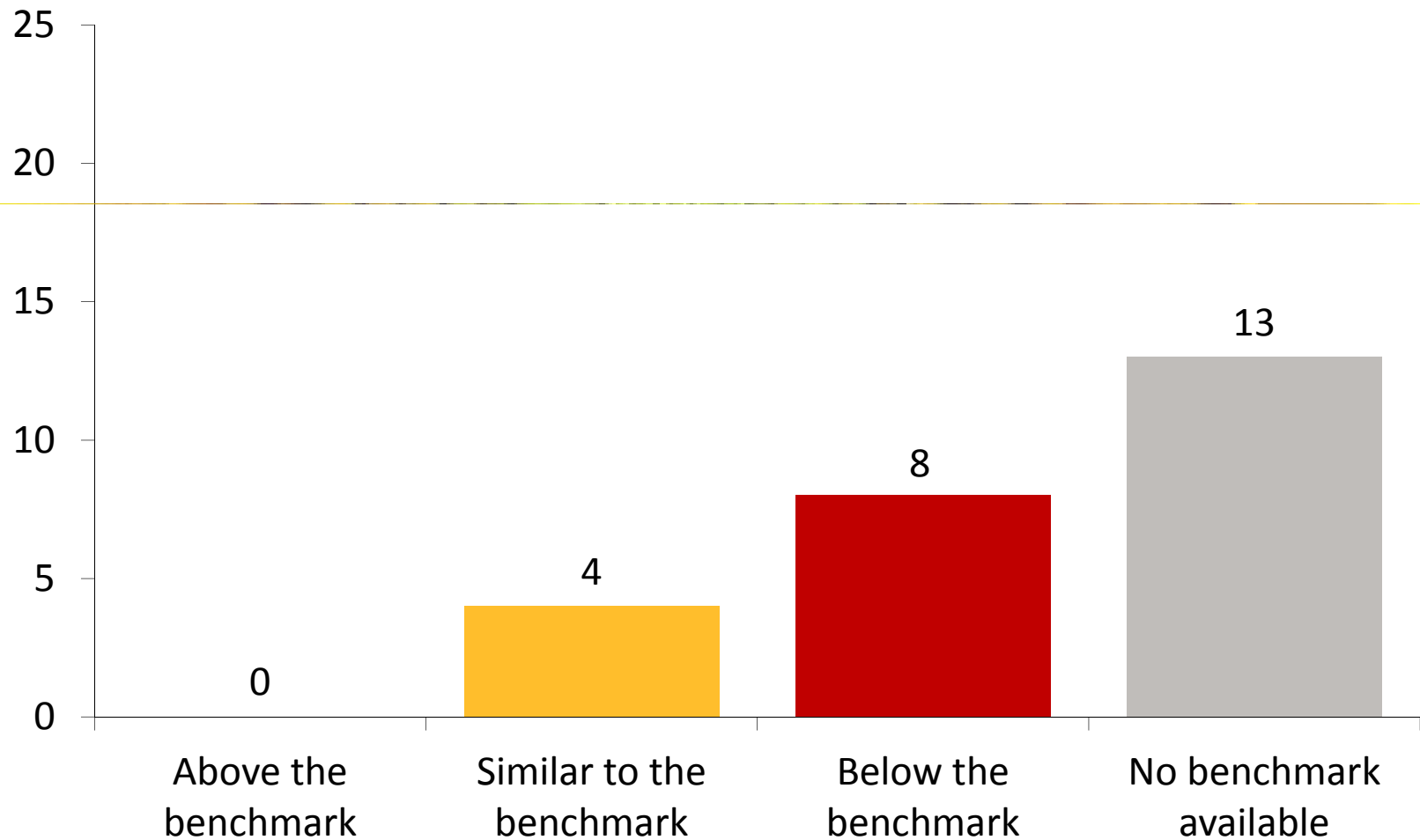
National Benchmark

below



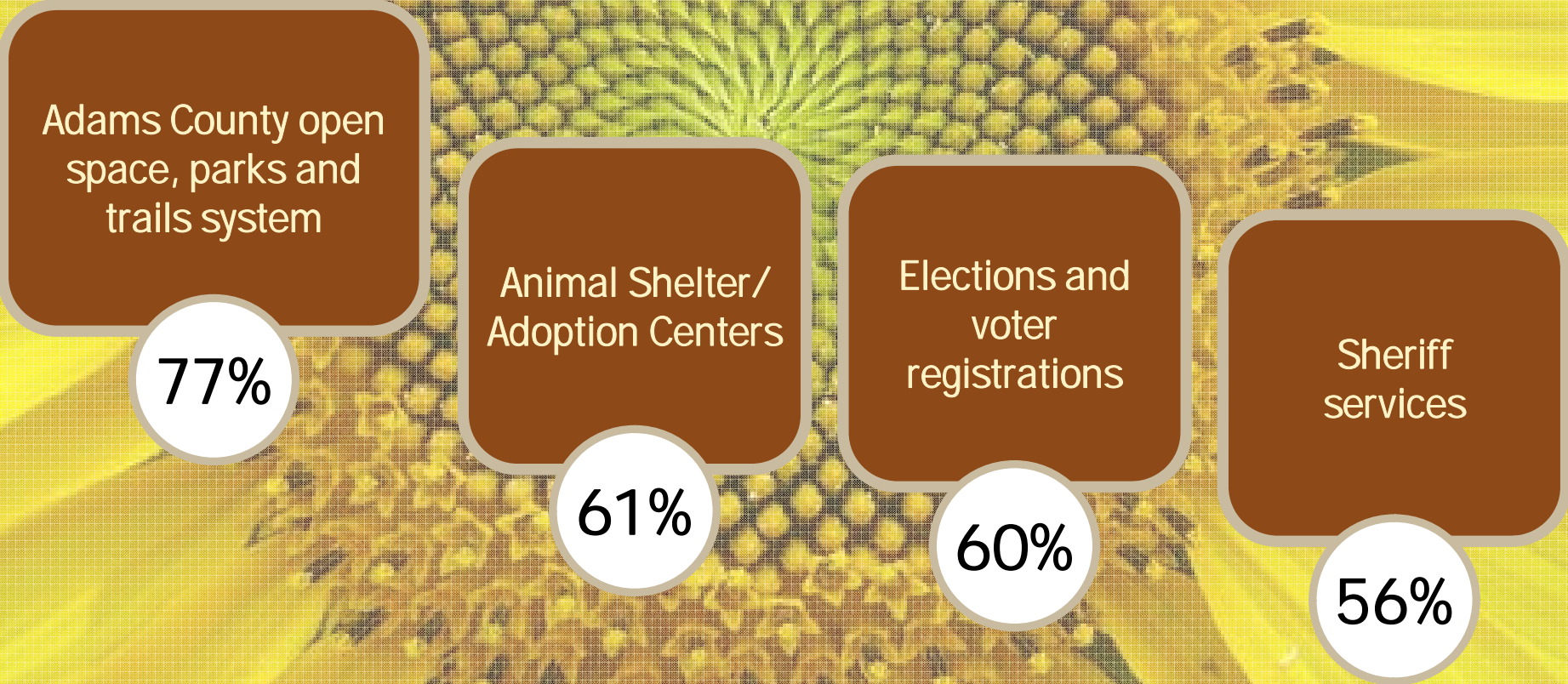
Adams County Services

- 25 specific services rated by survey participants



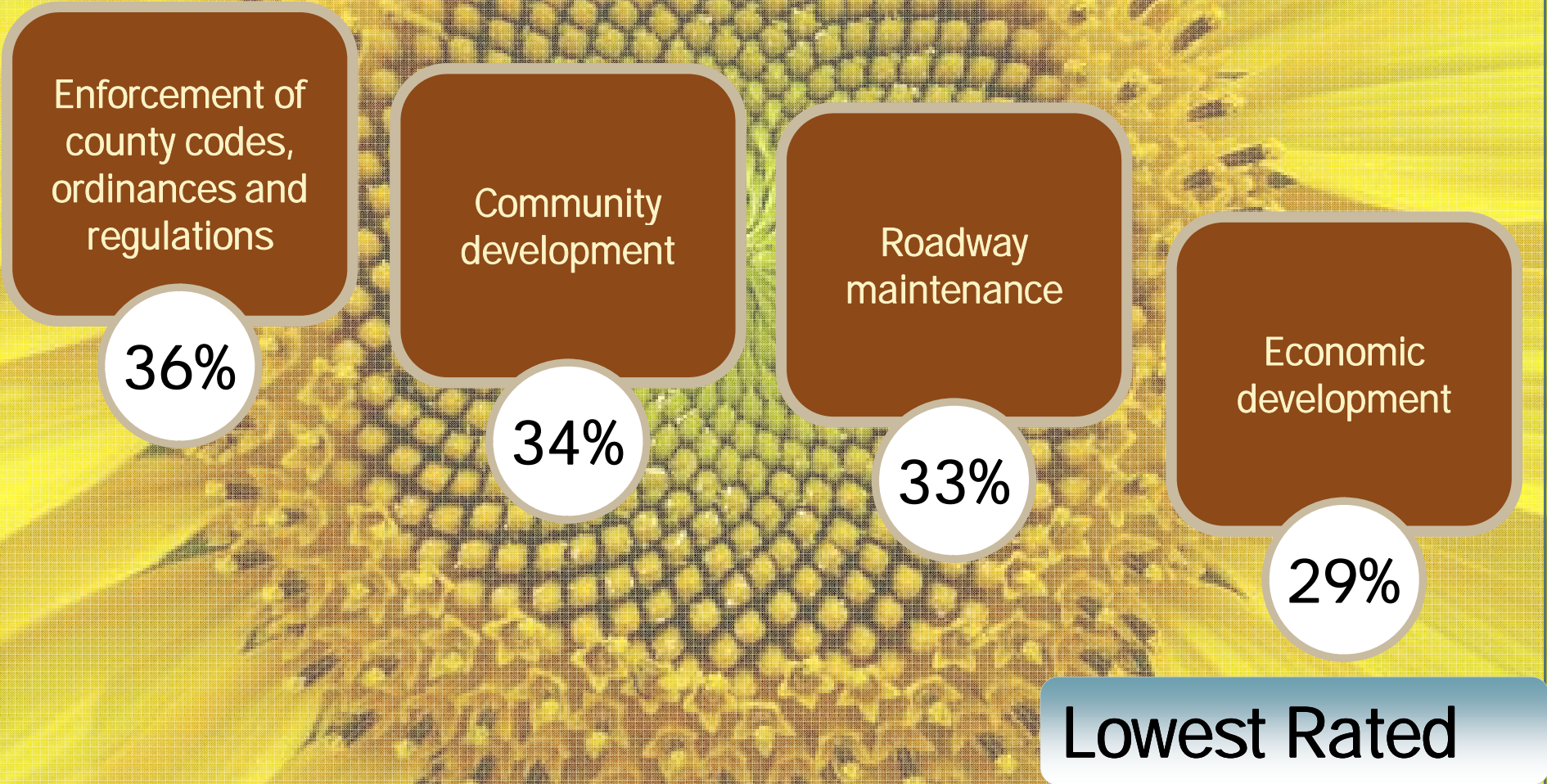
Adams County Services

Highest Rated



Percent of Respondents Rating as Excellent or Good

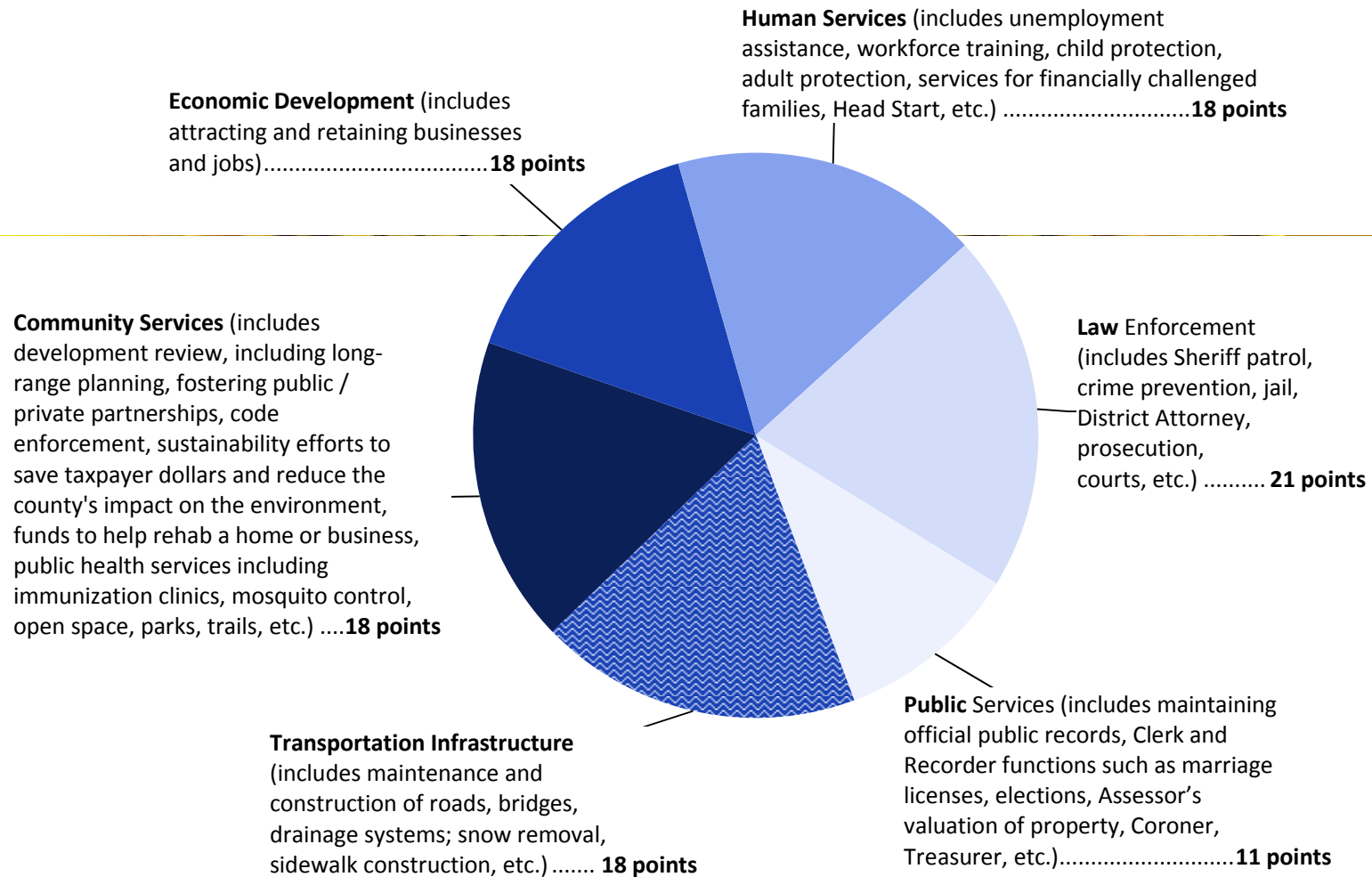
Adams County Services



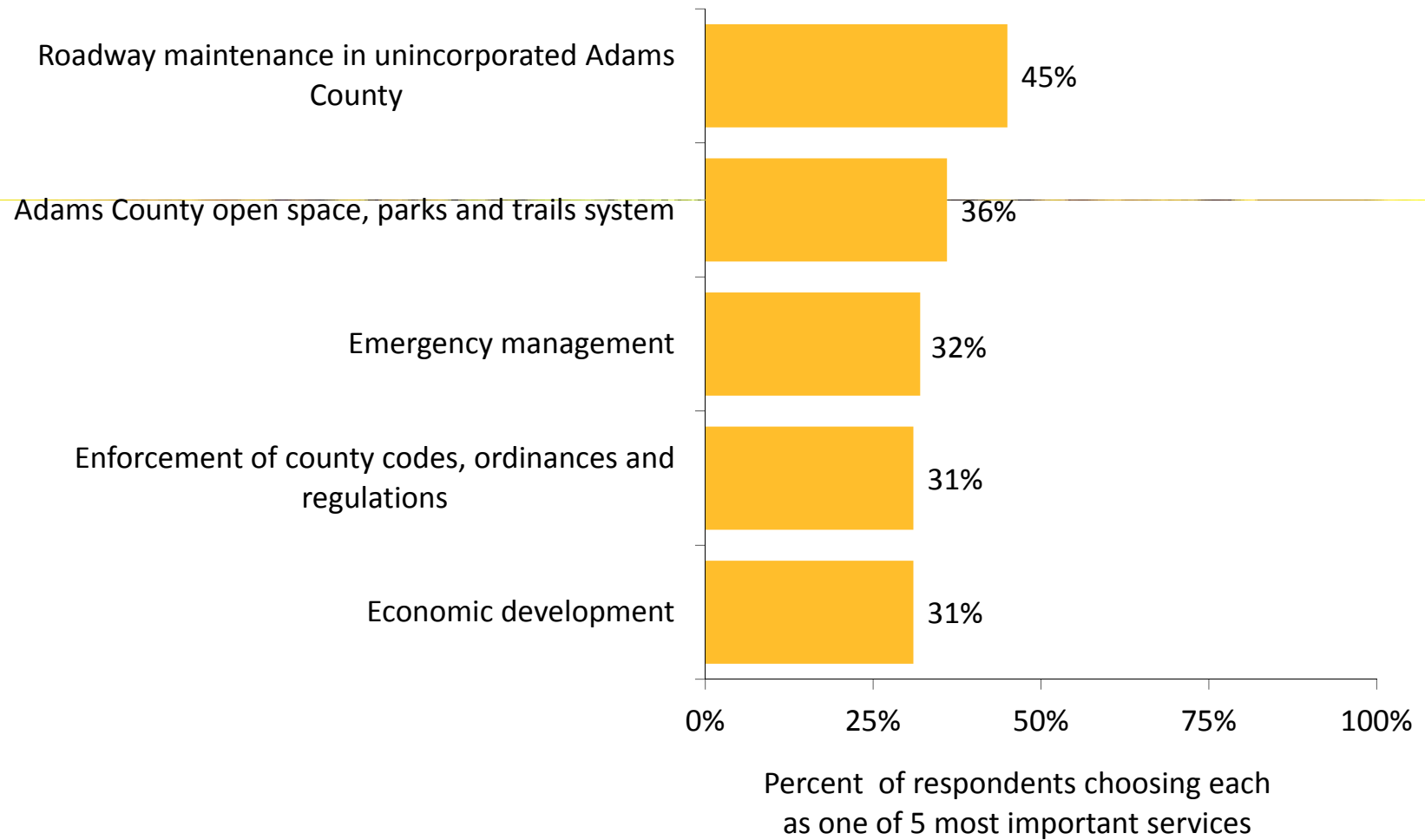
Percent of Respondents Rating as Excellent or Good

Priorities

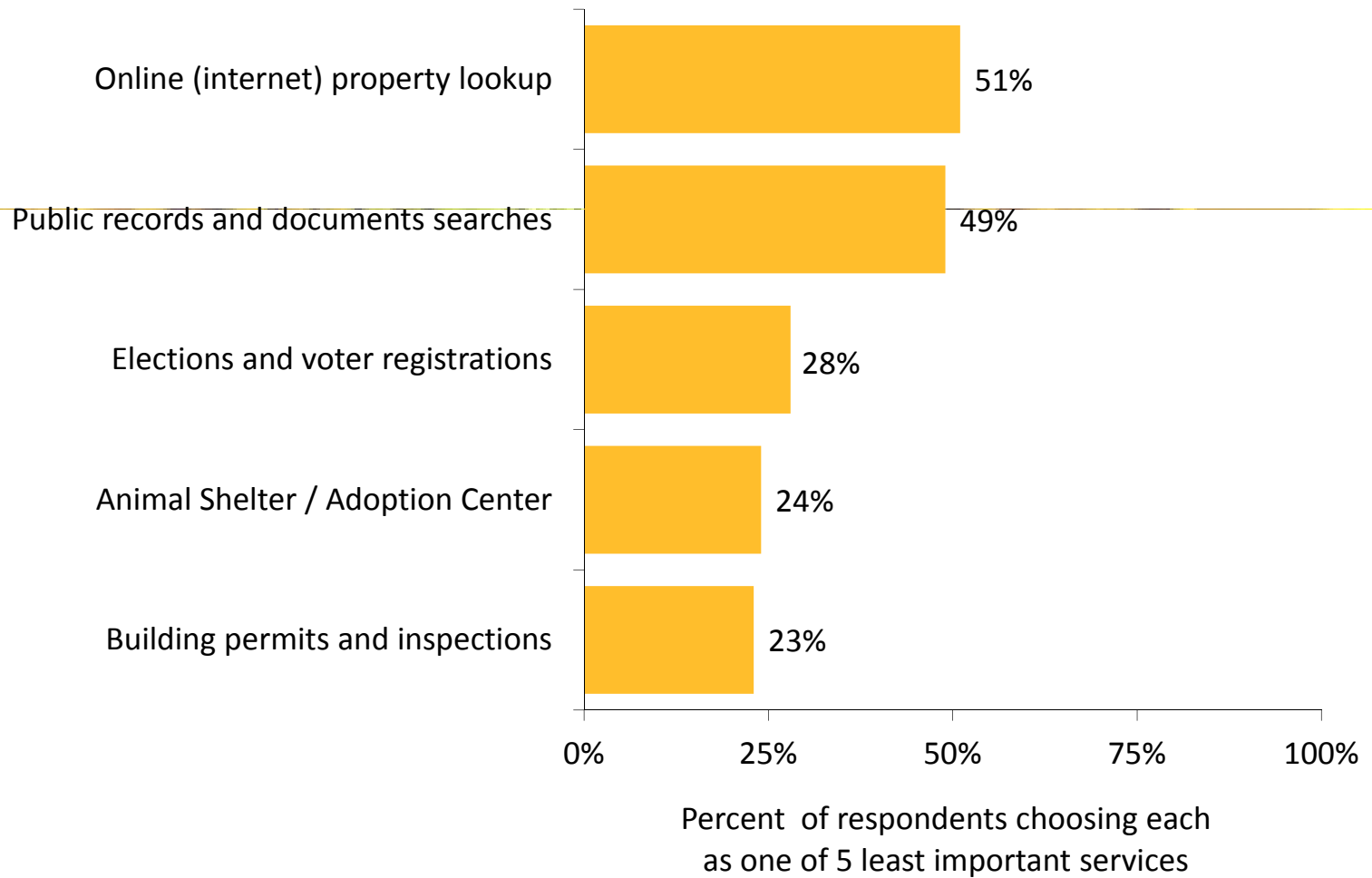
Say you have a total of 100 “importance” points that you can distribute among 6 service categories. Please give each category the number of points you think it deserves based on how important you think this is to the quality of community life in Adams County.



Priorities: Most Important Services

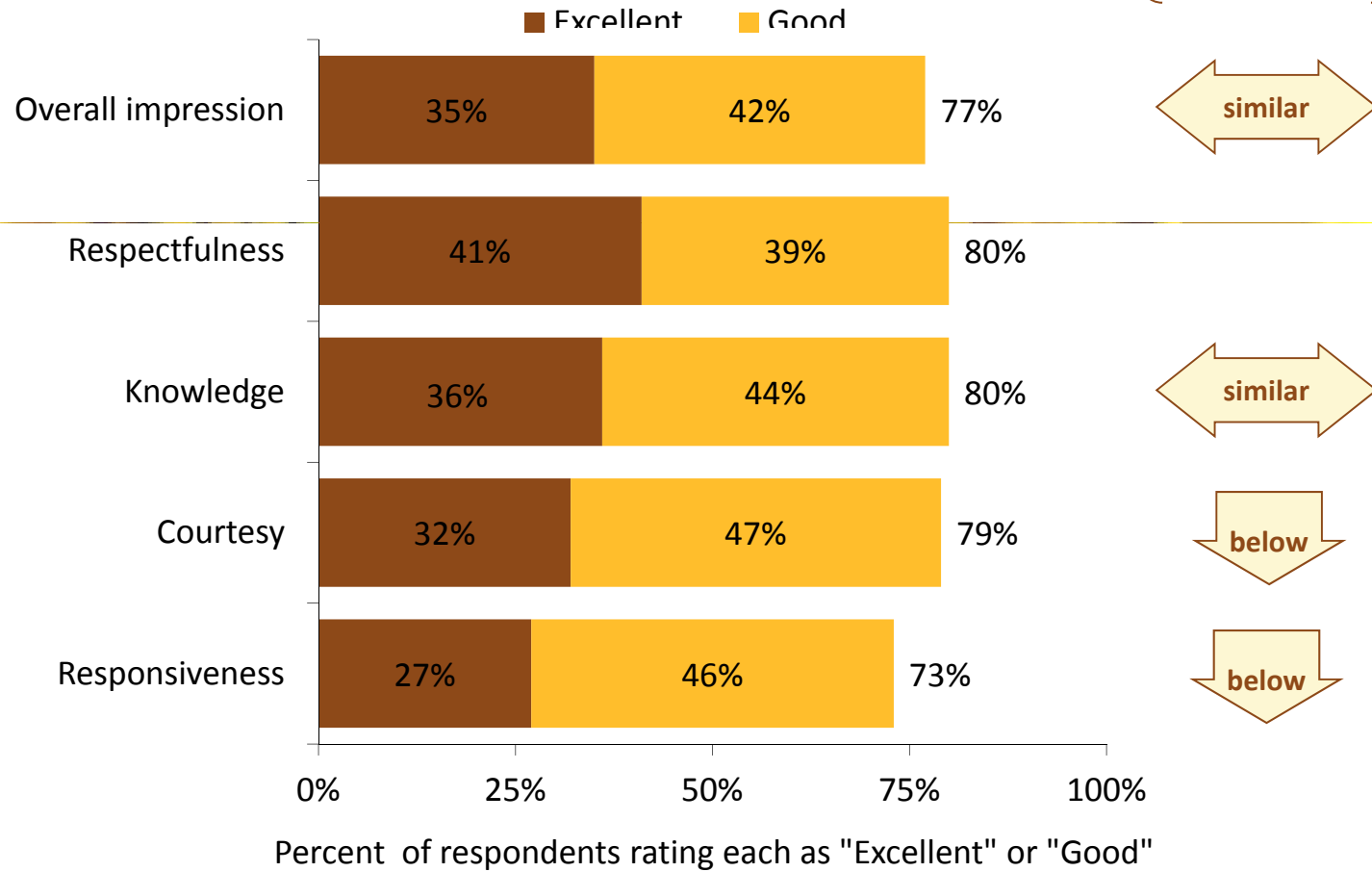


Priorities: Least Important Services



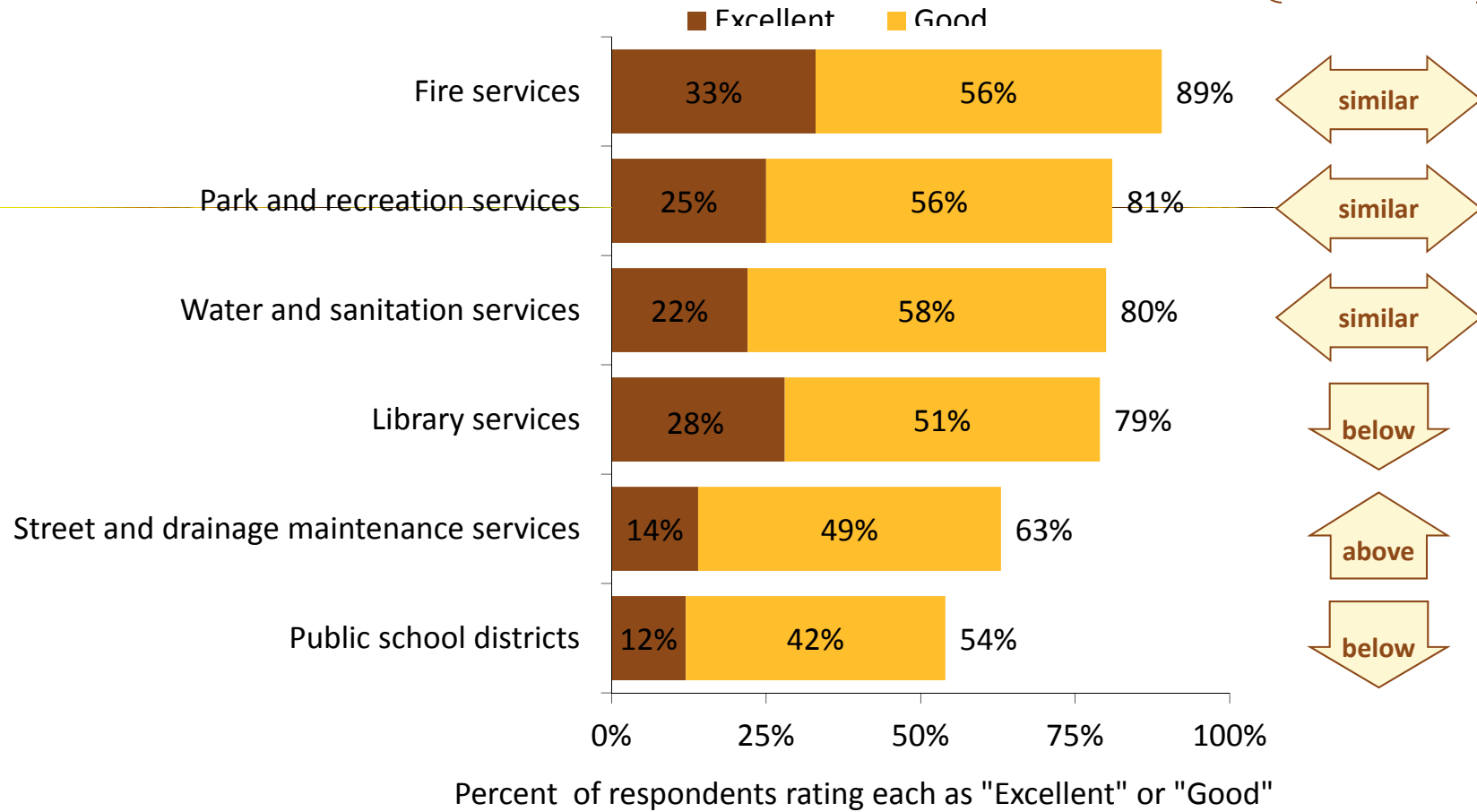
County Employees

National Benchmark



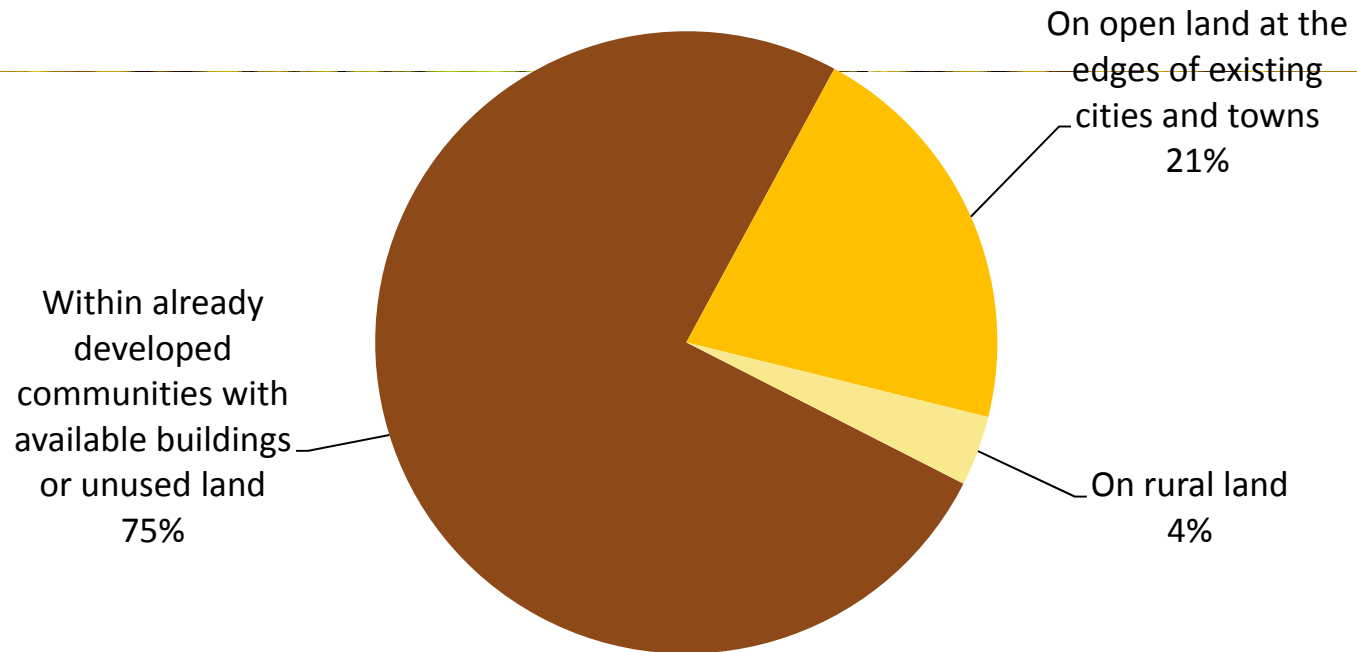
Non-County Services

National Benchmark



Opinions about Future Development

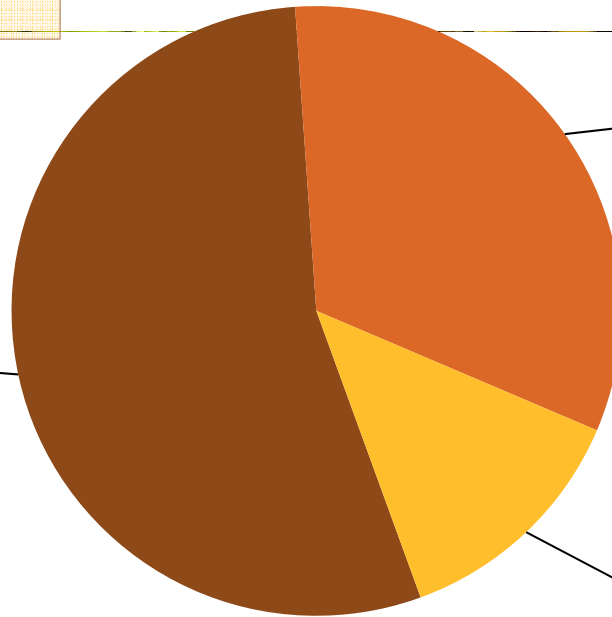
Please tell us where most future development in Adams County should be located.



Opinions about Future Development

What type of new development density would you be most interested in seeing in unincorporated Adams County?

Housing should be on larger lots and buildings should be spread out, similar to the "typical" suburban neighborhoods and shopping areas
54%

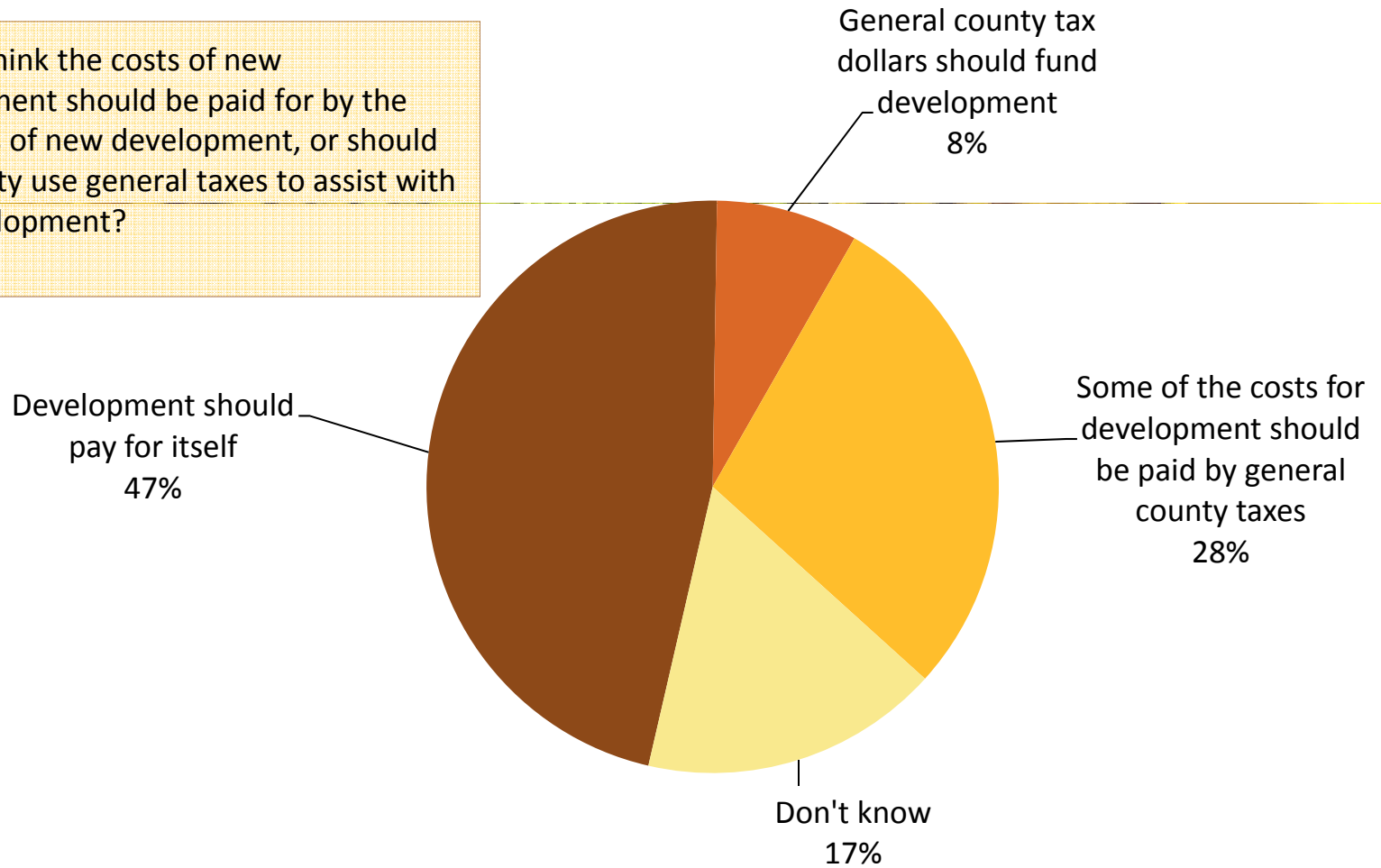


Residential and commercial development should be more dense, and close to each other, making it easier to walk from place to place
33%

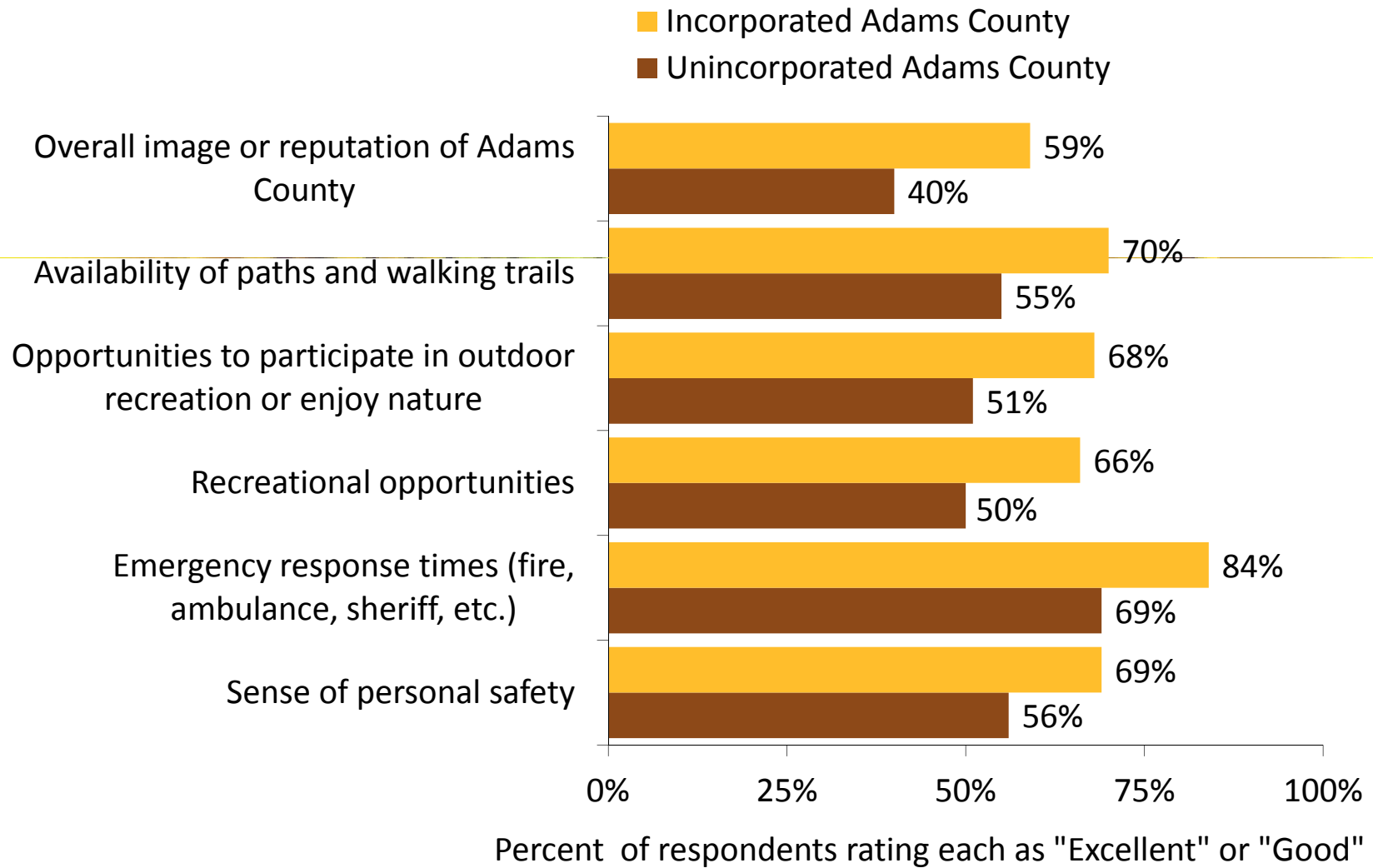
Housing and commercial development on very large lots within rural areas
13%

Opinions about Future Development

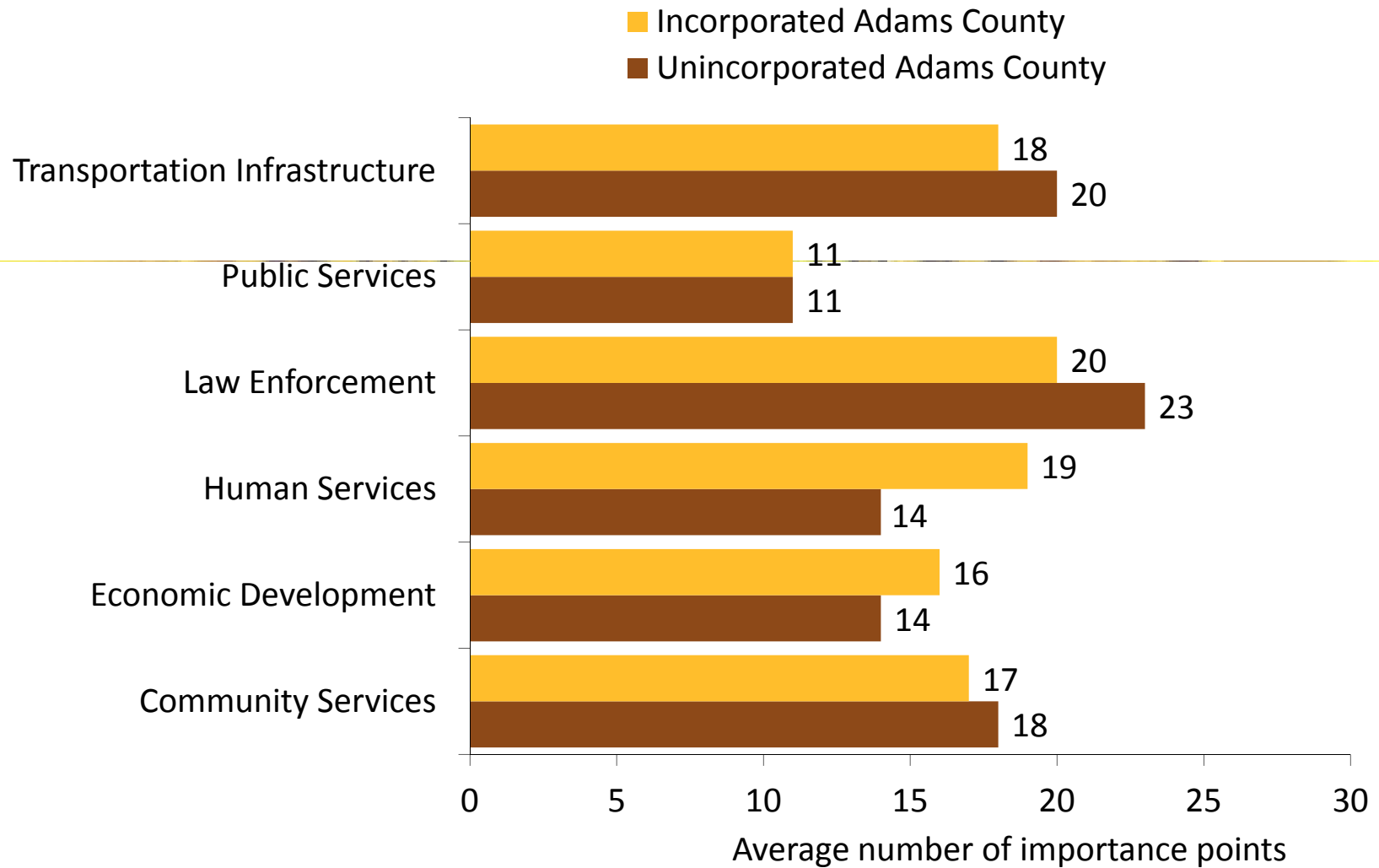
Do you think the costs of new development should be paid for by the residents of new development, or should the county use general taxes to assist with the development?



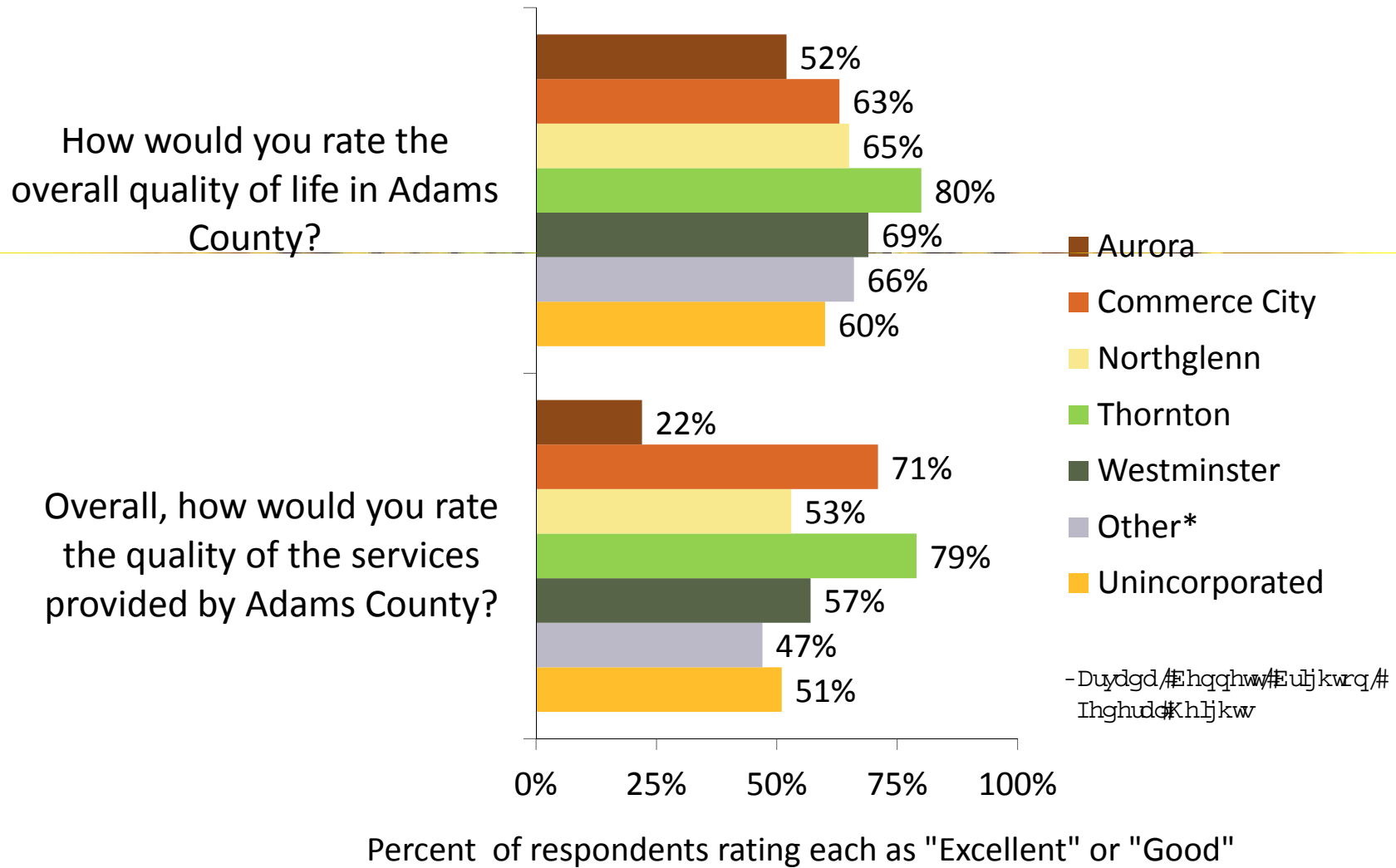
Crosstabulations by Place of Residence



Crosstabulations by Place of Residence



Crosstabulations by Place of Residence




In Conclusion: “Typical” Adams County Resident

- “Kind of” satisfied in Adams County
 - 54 survey items could be compared to national benchmarks
 - 2 were above
 - 24 were similar
 - 28 were below
 - Ratings of community characteristics were more likely to be similar to benchmarks than were government services



In Conclusion: “Typical” Adams County Resident

- Appreciates the convenience in Adams County to shopping, Denver and mountains



In Conclusion: “Typical” Adams County Resident

- Concerned about employment and the economy



In Conclusion: “Typical” Adams County Resident

- Open Adams is a mystery
 - Two-thirds of respondents were not at all familiar with the Open Adams reform measures being undertaken by the County; an additional 20% were only a little bit familiar.



In Conclusion: “Typical” Adams County Resident

● Rebuilding trust will take time



- About half of respondents thought that Adams County government generally acts in the best interest of the community and is responsive to residents.
- Only 3 in 10 respondents felt the County did a good or excellent job of being open and transparent with the public.
- Ratings of the overall image or reputation of the county were lower in Adams County than in other communities across the nation and in Colorado.
- Less than half of respondents (44%) believed they could trust Adams County government to do what is right always or most of the time.

Report of Results

- Draft report delivered
- Includes:
 - Executive summary
 - Comprehensive overview of results
 - Detailed appendices including crosstabulations



Quality of Life Survey Results

- Survey results can be used for:
 - Performance based budgeting
 - The County Report Card
 - Performance management project
 - Formulation of office & department goals
 - County Comprehensive Plan
 - Adams County Needs Assessment
 - Other County plans, initiatives, and programs

County Report Card Example

- Office of Emergency Management
 - **Mission Statement:** To promote a prepared and more disaster resistant community by coordinating the government planning for, response to and recovery from disasters that may occur. This collaborative process includes shared responsibilities with local governments, emergency response agencies, private organizations, and the general public.



County Report Card Example

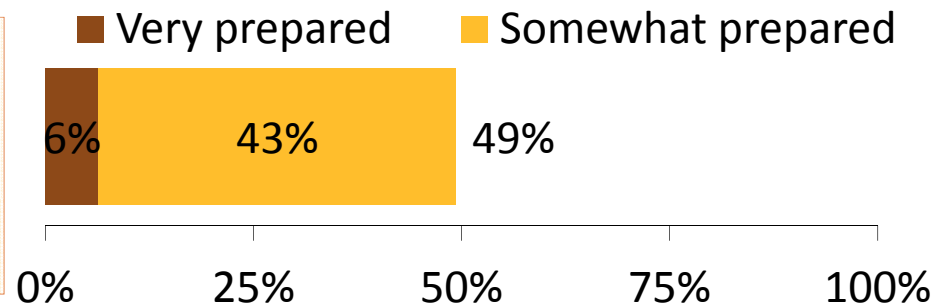
- Office of Emergency Management
 - **Primary Service:** Provide public education on disaster awareness and preparedness topics.
 - **Current Year Objective:** Serve as a resource to the County and the public on emergency management issues, including preparedness.

County Report Card Example

Office of Emergency Management

Goal	Outcome	Indicator or Measure	Performance Standard
Prepare Adams County residents to respond appropriately in the event of an emergency	Adams County residents are prepared in the event of an emergency	Proportion of Adams County residents who report they feel prepared for an emergency	50% of those surveyed will report they feel at least somewhat prepared

How prepared are you and your household for a disaster or emergency (e.g., flood, tornado, blizzard, etc.)?



County Report Card Example

- Sheriff's Office

- Mission Statement:

To ensure the quality of life in Adams County by reducing crime, fear of crime and disorder; and by working with all citizens to preserve life, maintain rights and freedoms, protect property and to promote partnership with the community.



County Report Card Example

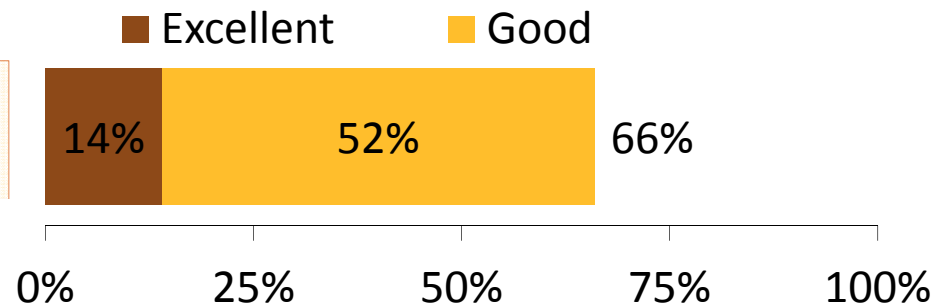
- Sheriff's Office Goals
 - Strive to assure the safety and security of employees and citizens through comprehensive crime control and law enforcement services.
 - Attempt to reduce crime by monitoring problem areas and by providing surveillance and proactive activity.

County Report Card Example

○ Sheriff's Office

Goal	Outcome	Indicator or Measure	Performance Standard
Assure the safety and security of employees and citizens	Residents of Adams County feel safe	Proportion of Adams County residents who have a high sense of personal safety	60% of those surveyed will rate their sense of personal safety as excellent or good

How would you rate your sense of personal safety?



County Report Card Example

- Treasurer's Office

- Mission Statement:

Fulfill the statutory duties of the County Treasurer's office and serve its customers with speed and courtesy in the most cost-effective method possible.

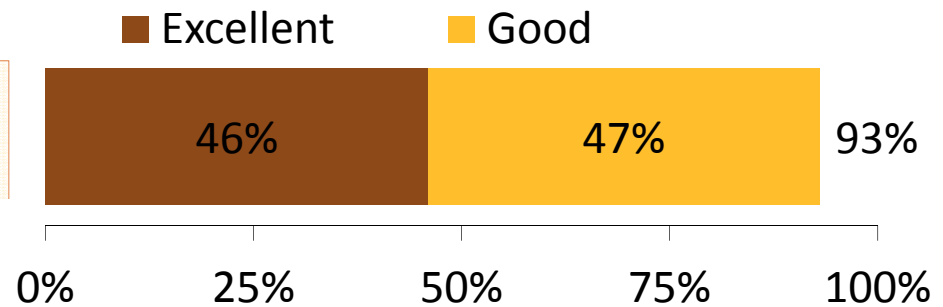
The image shows a screenshot of a web-based report card for Adams County. At the top, there are navigation links: 'Go to Account Information', 'Go to Sales Information', 'Go to Value Information', 'Go to Tax Information', and 'Map It!'. The main title is 'Adams County Residential Property Profile' with a sub-section 'Account Summary' and 'Account Number: R0045047'. The 'Property Address' is '10190 GROVE WESTMINSTE'. The 'Parcel Number' is '0171917211015'. The 'Owners Name and Address' is 'JOHNSON ERIN FKA CALDWELL ERIN AND JOHNSON GAVIN' at '10190 GROVE LOOP UNIT A WESTMINSTER CO 800318101'. The 'Legal Description' is 'SUB: NORTH PARK FILING NO 13 LOT: 163'. The 'Subdivision Plat' is 'NORTH PARK FILING NO 13'. The 'Account Summary' shows 'Tax Distri' as '158'. The 'Date Added or Before' is '01/01/1996'. The 'Permit Cases' are 'N/A'. There is a small note at the bottom right: '... data and ...'.

County Report Card Example

○ Treasurer's Office

Goal	Outcome	Indicator or Measure	Performance Standard
Serve customers' needs	Adams County residents find it easy to use online property search	Proportion of Adams County residents who report it is easy to do an online property search	90% of those surveyed will rate Adams County's online property lookup as excellent or good

How would you rate the online (internet) property lookup?

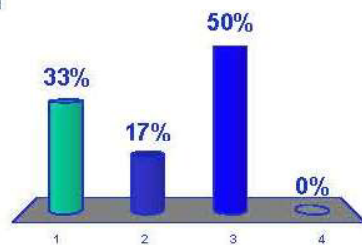


Comprehensive And Transportation Plan Update

- Can be used in combination with other data

Where should future urban growth in Adams County be located?

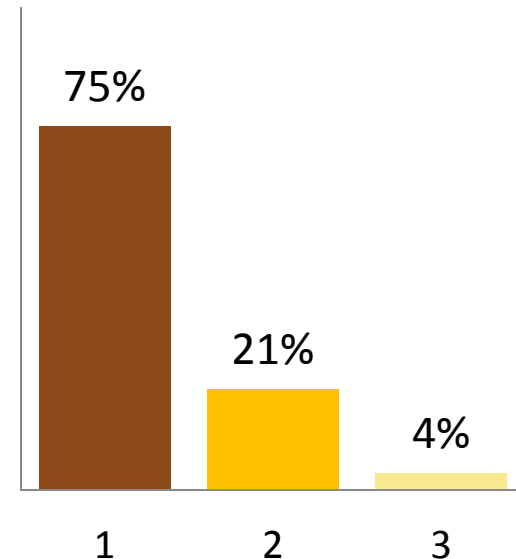
1. Primarily in existing cities and towns, or in their growth areas (i.e., areas to be annexed).
2. Primarily in areas that will remain unincorporated and will be served by special districts
3. Some combination of the above
4. Not Sure/No Opinion



Public meeting keypad polling

Please tell us where most future development in Adams County should be located.

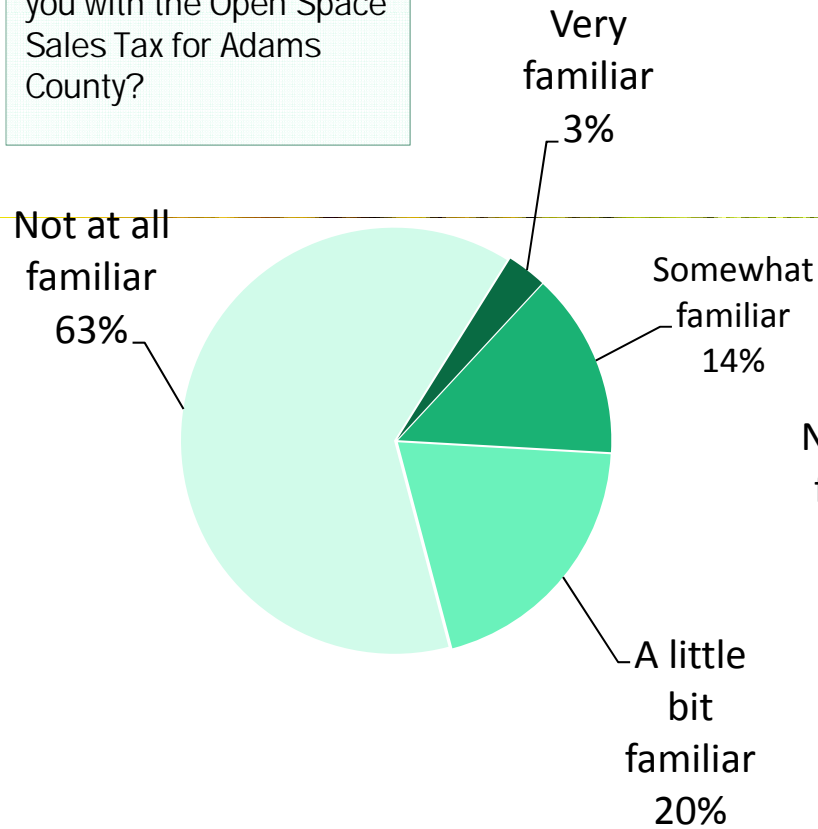
1. Within already developed communities with available buildings or unused land
2. On open land at the edges of existing cities and towns
3. On rural land



Quality of life survey results

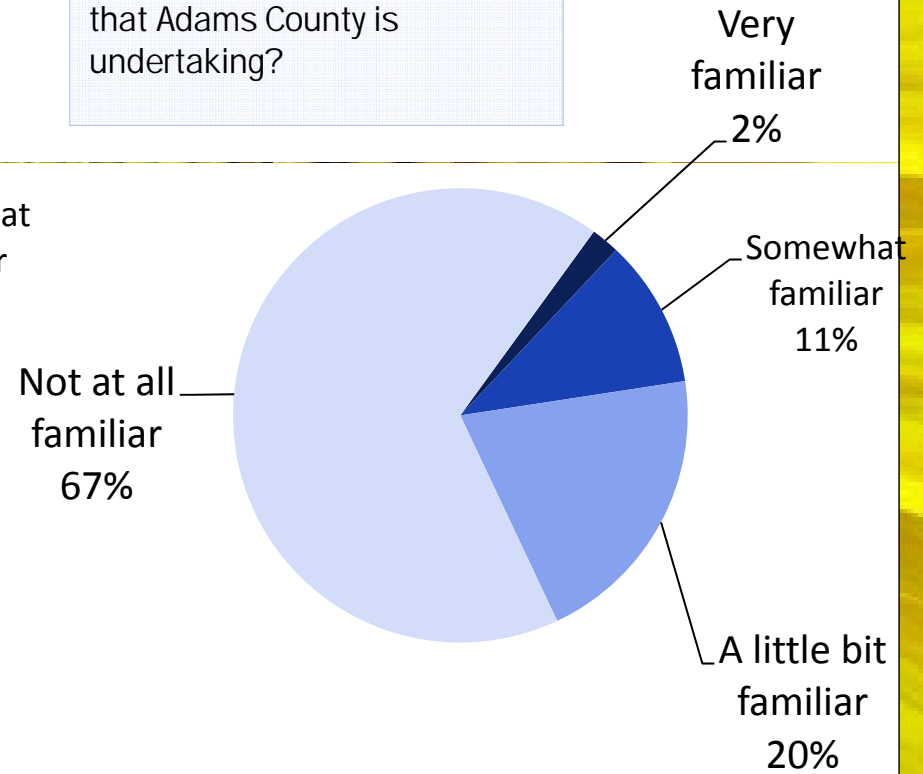
Identify Themes Across Sources

How familiar, if at all, are you with the Open Space Sales Tax for Adams County?



Open Space, Parks and Trails Survey

How familiar are you with the Open Adams reform measures that Adams County is undertaking?



Quality of Life Survey

What comments do you
have on draft Quality of Life
Survey Report?

Any additional analyses you
would like to see?

What questions do you have about how survey participants responded?

What confirmed what you thought?

What was a surprise?

Focus Groups



Surveys good at “what”
people think, not “why”

Delve deeper with
small groups



Focus Groups

- Two discussion groups to be conducted in August
 - Usually recommend same script used with both groups
 - Of the 503 survey respondents, 117 gave us a phone number and/or email so we could invite them to a group discussion
 - Can be held with specific target groups other than survey participants (e.g., business owners)

What would you like to learn
through a focus group discussion?

Thank You!