



REPORT ON THE UNDERGROUND STORAGE TANK REVOLVING FUND

January 2018



OUR MISSION AND VISION

The Arizona Department of Environmental Quality's (ADEQ's) mission is to protect and enhance public health and the unique environment in Arizona. To achieve this, ADEQ administers the state's environmental laws and delegated federal programs to prevent pollution of the air, water and land, and to ensure cleanup when pollution occurs.

ADEQ's vision is to be the No. 1 state in the nation in:

- Balanced, leading edge environmental protection through
- Technical and operational excellence, and
- Radical simplicity for customers and staff.

TABLE OF CONTENTS

Executive Summary.....	4
Overview	6
New UST Program	7
State Lead NonCorrective Actions	7
Time-Barred Claims	7
Preapproval of Corrective Action	8
State Lead Corrective Action	8
Agency-Sponsored Operator Training	9
Increased Inspection Responsibility	9
Customer Involvement	10
Enhanced Focus on Financial Responsibility and UST Insurance	11
Release Reporting and Closure	12
New Releases Reported and Closed	12
Total Number of Releases Cleaned to Closure	14
Remaining Number of Open Releases	14
UST Revolving Fund Financial Information	15
Reimbursements Made Annually from the Fund	15
Liabilities Owed for the Preapproval Program	16
Projected Liabilities for the Fund	17
Projected Liabilities for State-Led Corrective Actions	17
Appendices	19
A - Statutory Requirements for the Report	20
B - Detailed Accounting of Time-Barred Claim Payments	21
C - Listing of State Lead Corrective Action Sites	22
D - List of Releases Opened Between July 1, 2015, and Nov. 30, 2017	24
E - List of Releases Closed Between July 1, 2015, and Nov. 30, 2017	25
F - List of Currently Open Releases	26
G - Detailed Accounting of Preapproval Program Reimbursements	27

EXECUTIVE SUMMARY

This report has been prepared for the underground storage tank (UST) revolving fund as directed in Arizona Revised Statutes (ARS) § 49-1024 (see Appendix A for a checklist of requirements). Governor Ducey signed House Bill (HB) 2636 on April 9, 2015, which established new state regulations that affect UST owners and operators, property owners and insurance providers. Some program elements modified existing regulatory requirements, some created new regulatory requirements and others created new programs that offered opportunities to assist Arizona's UST owners and operators in leak prevention and cleanup activities.

Why is the Underground Storage Tank Program Important?

The Arizona Department of Environmental Quality's (ADEQ's) Underground Storage Tank Program collaborates with UST owners and operators, along with interested stakeholders, to prevent, identify and clean up leaks or releases of contaminants into the environment.

ADEQ's UST program relieves some financial pressure in order to upgrade or remove USTs and any associated environmental cleanup.



The greatest potential threat from a leaking UST is contamination of groundwater, the source of 43 percent of Arizona's water use.



UST upgrade or removal costs can negatively impact economic viability for small businesses, especially in smaller communities. Contaminated or abandoned UST sites stifle redevelopment and economic growth.

ACCOMPLISHMENTS SINCE HB 2636 UST PROGRAMS

Time-barred claims program paid \$13.6 million within 6 months of application submittal deadline.

Developed and provided UST operator training to 103 customers saving the regulated community approximately \$30,900 with the initial four classes.

Increased compliance with financial responsibility requirements from 32 to 88 percent.

Included representatives from more than 20 different companies and stakeholder groups during new program development and implemented several customer suggested ideas focused on improved communication and clarity of requirements and reduced regulatory burden.

Removed three UST Articles from the Arizona Administrative Code that were identified as outdated and redundant regulations.

Freed \$2.8 million for businesses in FY 2017.

In Fiscal Year 2017, noncorrective actions were conducted at 67 sites, with an average cost per site of \$41,900, this has allowed our customers to reinvest \$2,810,000.

Of the tanks removed by State Lead in 2016 & 2017, 48% were over 30 years old, and 29% were approaching 30 years in age.

KEY TERMS



Baseline assessment

Investigation of likely release areas to identify contamination and determine whether the operating UST system may be leaking.



Corrective actions

Those activities required to characterize and cleanup the release.



House Bill (HB) 2636 (2015 – 2030)

Governor Doug Ducey approved this bill to assist UST owners, operators and others with UST removal, system upgrades and release confirmation actions.



Noncorrective actions

Leak prevention activities such as tank removal, baseline assessment and sampling to confirm a release.



Release

When a UST leaks petroleum or hazardous substances into the soil and groundwater, often due to spills, overfills and corrosion.



Release closure

When environmental contamination from a leaking UST has been remediated to clean-up standards.



Site

A property containing, or that previously contained, one or more USTs.



State Assurance Fund (SAF) (1993 – 2010)

Established by the Arizona legislature to assist UST owners, operators and others in meeting the potentially high costs of leaking UST investigations and cleanups.



State Lead Program

Means for ADEQ to provide tank closure, investigation and cleanup when financial ability or responsibility of a UST owner or operator is in question.



Tank closure

When a UST is either removed, filled with an inert solid material, or cleaned and used to store a nonregulated substance.



Time-barred claims

Temporary program created to reimburse eligible UST owners and operators for corrective action costs incurred during the gap between the sunset of the SAF and the initiation of the HB 2636 programs (July 1, 2010 and December 31, 2016).



Underground Storage Tank (UST)

Includes any connected piping, has at least 10 percent of its combined volume underground and stores either petroleum or certain hazardous substances. USTs are used by marketers, who sell fuels to customers, (e.g., gas station owners) or by non-marketers for personal use (e.g., fleet owners, hospitals with emergency generator tanks, etc.).



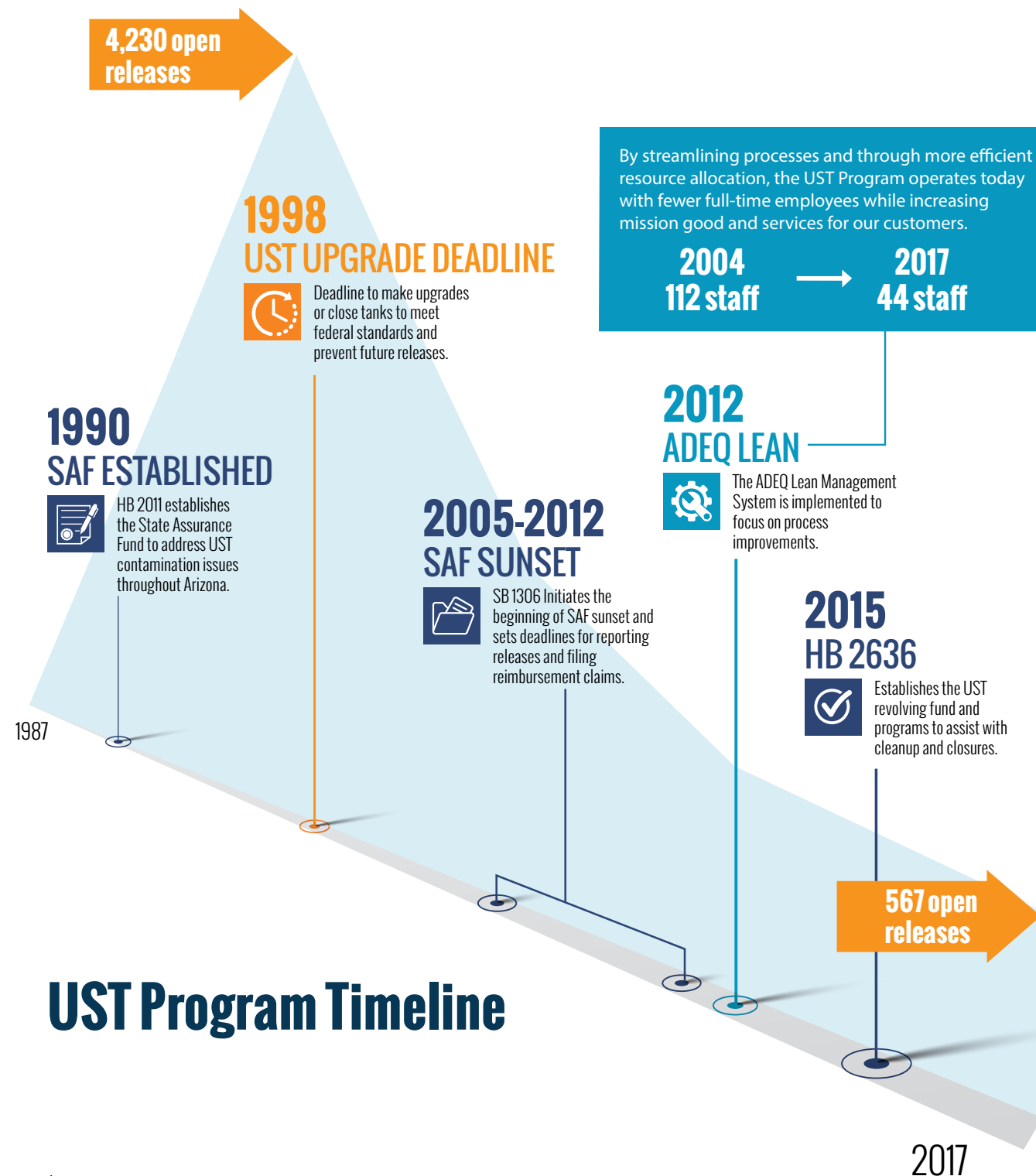
Upgrade

Actions necessary to ensure that the UST system complies with standards for new installations.

OVERVIEW

ADEQ's UST program conducts inspections to ensure facilities are in compliance with Tank Performance Standards (PS) established by the Environmental Protection Agency (EPA). The PS are proactive leak prevention measures that are designed to prevent future releases. In the event releases occur, remediation standards have been established to protect public health and the environment. ADEQ also ensures that financial assurance mechanisms are in place to address releases and third-party claims, and provides mandated training at no cost to UST owners and operators.

30 Years of Progress, 30 Years of Protection



NEW UST PROGRAM

STATE LEAD NONCORRECTIVE ACTION PROGRAM

ADEQ provides UST owners, operators and property owners an option to conduct a baseline assessment, conduct environmental sampling to confirm a suspected release and remove aging, uninsurable underground storage tanks at no out-of-pocket cost, allowing them to reinvest those funds in their business. Work is managed by the UST program and costs are paid by the state. ADEQ prioritizes applications based on risk to the environment and financial resources available to the applicant.

The program also provides a valuable service to tank owners whose systems are reaching end-of-life, so USTs can be removed and releases identified before warranties expire and insurance policies are terminated. The average life span of a UST is 30 years, after which time most manufacturers' warranties expire and some commercial liability insurance companies will no longer insure them.

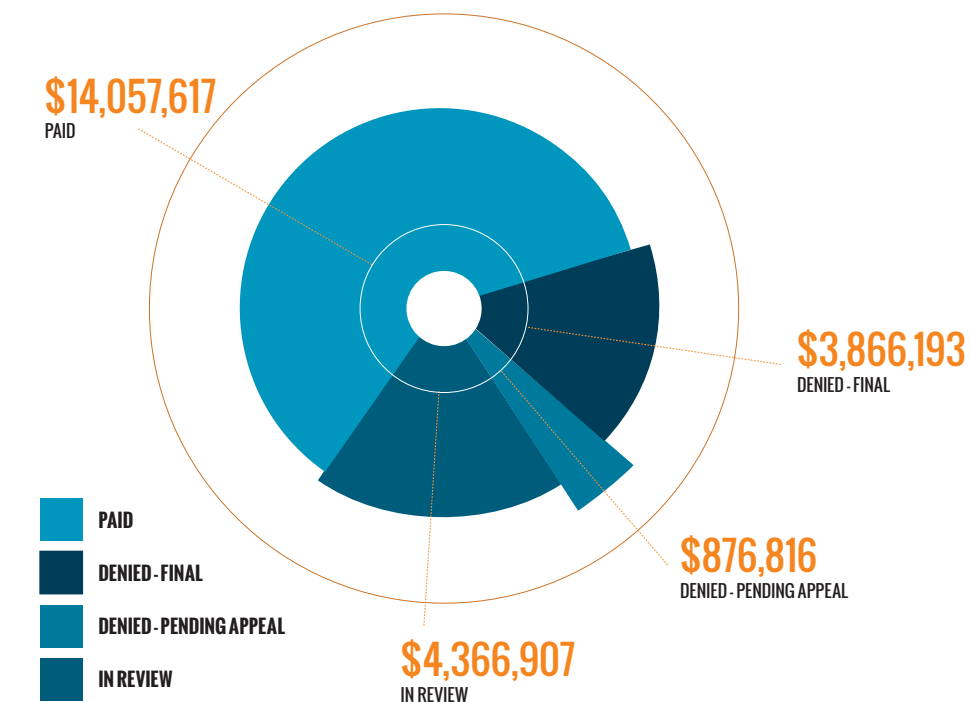
“The UST removal was so appreciated and does really make a difference for a small business owner.”

CLARK PRICE
President, C.T. Price Contracting Inc.

TIME-BARRED CLAIMS

This temporary program created an opportunity for UST owners and operators, in compliance with financial responsibility requirements, to request reimbursement of eligible corrective action costs incurred during the gap between SAF and HB 2636 for work that was not covered by their financial assurance mechanism.

Graph represents 180 time-barred claim applications; total is \$23,167,533.



REMAINING UNPAID TIME-BARRED CLAIMS

As of Nov. 30, 2017, all applications have undergone initial review. Six applicants have applications pending an additional detailed review, and only four claims remain open due to appeal. See Appendix B.

PREAPPROVAL OF CORRECTIVE ACTIONS

ADEQ provides up to \$1 million per site to eligible owners, operators and property owners for the cleanup of UST releases that are not being covered by their financial assurance mechanism. All work and costs require preapproval by ADEQ.

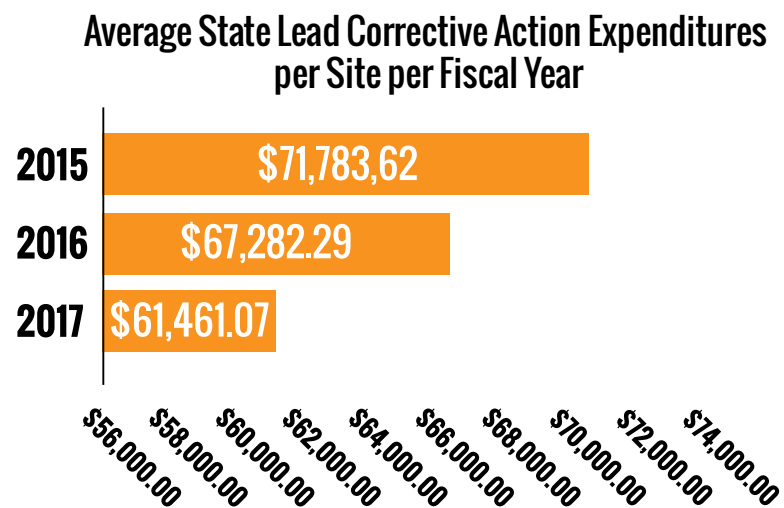
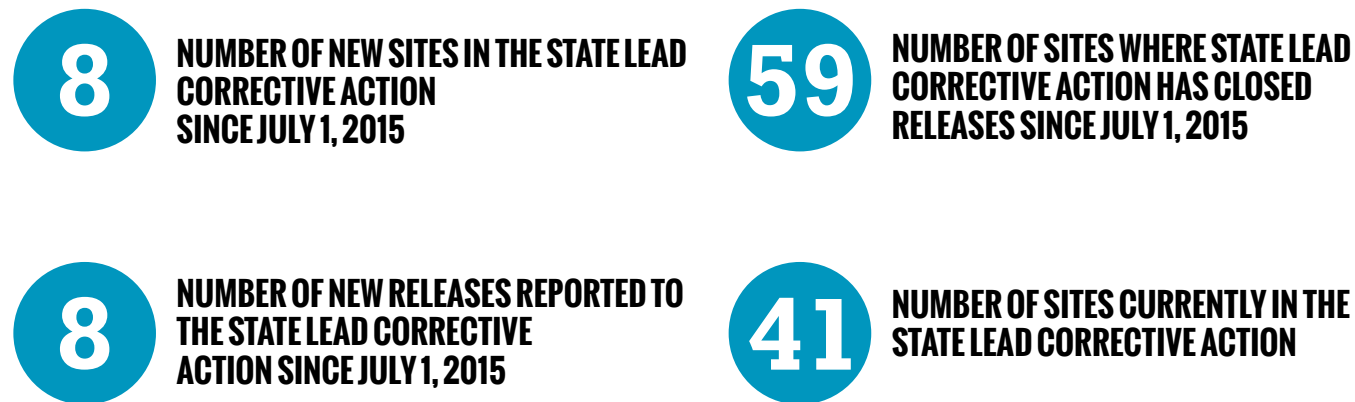
Currently ADEQ has six facilities participating in the preapproval program. The corrective actions being conducted on those sites include release investigation and site characterization, pilot testing of remedial technologies, and operation of remediation systems. See Appendix G.



Emphasizes collaboration by incorporating a kickoff meeting where ADEQ and customers arrive at a mutually agreeable plan of action

STATE LEAD CORRECTIVE ACTION

ADEQ manages all phases of corrective action for eligible UST owners, operators or property owners with sites that have contamination due to releases. This work includes source investigation, analytical testing, design and implementation of the remedial system, and closure evaluation through state-approved contractors. See Appendix C.



PROGRAM INNOVATIONS

Agency-Sponsored Operator Training

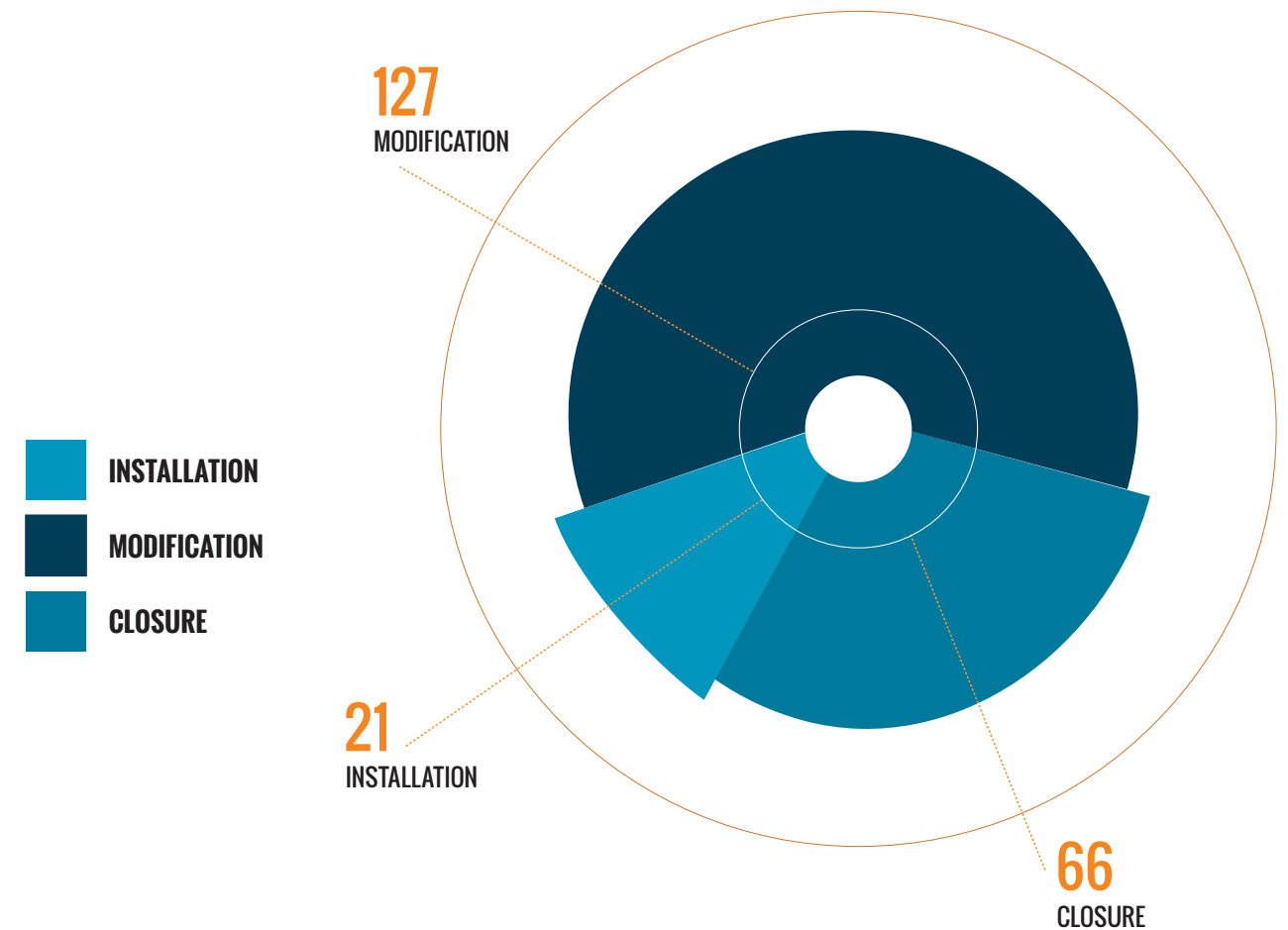
For the first time, the ADEQ UST program offers operator training at no cost to UST owners and operators, helping them meet regulatory requirements, responding to releases, as well as providing Arizona-specific financial responsibility information and resources about how to avoid commonly cited violations.



Similar training costs \$300 per participant; Program saved the regulated community \$30,900 with the initial four classes


Increased Inspection Responsibility

In addition to the triennial routine inspection schedule, ADEQ staff resumed inspections of UST installations, modifications and closures, with no increase in fees to our customers, after the long-term delegation agreement with the Office of the State Fire Marshall ended in February 2017.



Customer Involvement

ADEQ strives to involve end users early and often when creating or improving services. The department invited the regulated community to participate during the design of new UST programs at in-person events and also sought customer feedback while drafting associated forms and applications.



Representatives from more than 20 different companies and stakeholder groups participated during the creation of the new program elements.

Customer suggestions that have been implemented include:

- Kickoff Meetings**

The Preapproval Program kickoff meeting was included as a primary step in the process to provide a forum for the owner, their technical professional, and ADEQ to meet and discuss a mutually agreeable work plan for the site as well as address technical challenges.

- Single-Release Reporting**

ADEQ assigns releases on a per occurrence basis to better align with insurance policies.

- Reduced Regulatory Burden**

Three Articles identified as outdated and redundant regulations were removed from the Arizona Administrative Code.

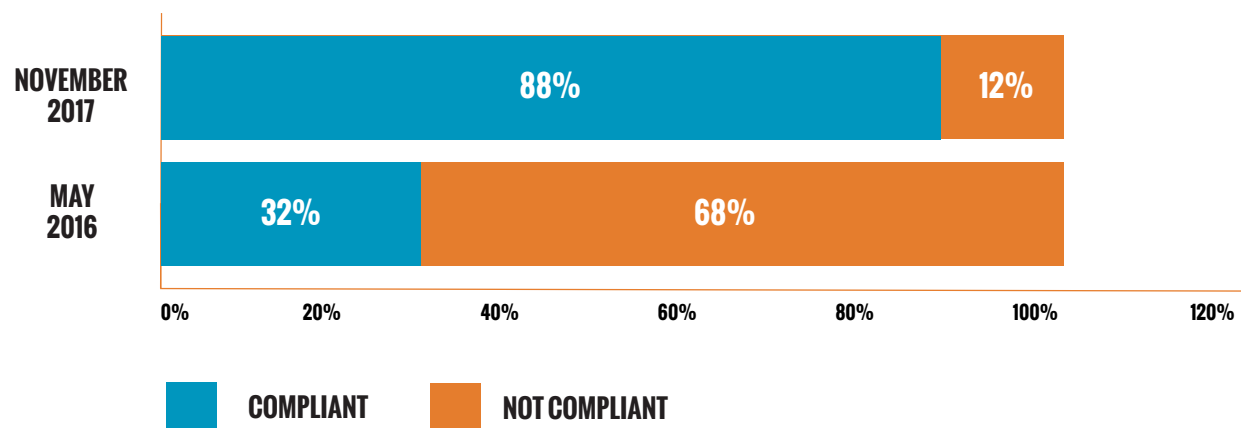
- Relieved Administrative/Reporting Burden**

Periodic reporting consolidated into a conceptual site model.

Outreach Increases Financial Responsibility Compliance

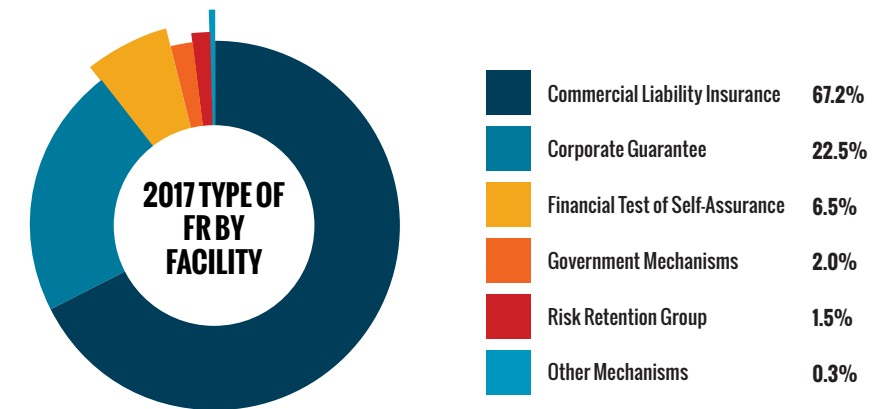
Due to an outreach letter campaign, there has been a marked increase in compliance with financial responsibility requirements. Following ADEQ alerts to customers about pending expiration of their financial assurance mechanism, compliance rates have increased from 32 to 88 percent.

FINANCIAL RESPONSIBILITY COMPLIANCE

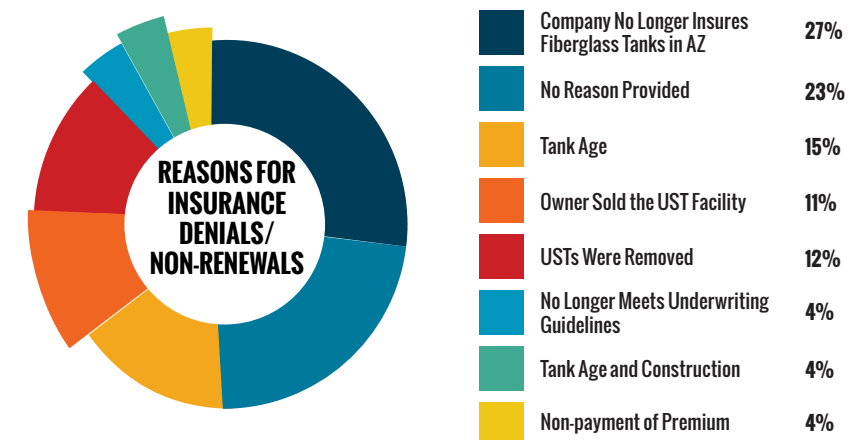


Enhanced Focus on Financial Responsibility and UST Insurance

Starting in 1989, owners and operators were required to have financial responsibility to ensure adequate and readily available funding for prompt cleanup of releases from USTs and compensate third parties for any injuries or damages associated with the releases. There are several mechanisms available to demonstrate compliance with financial responsibility; however, in Arizona, 67 percent of UST owners and operators rely on commercial UST insurance.



HB 2636 included provisions to evaluate the insurability of Arizona's UST infrastructure. Specifically, it created requirements for UST owners and operators to report to ADEQ if their insurance provider denied a claim for coverage. It also requires UST insurance providers to notify ADEQ of coverage termination or non-renewal. Since the implementation of HB 2636, 26 owners have reported to ADEQ that their commercial liability insurance policies were cancelled. ADEQ is developing a marketing strategy to increase reporting of insurance denials and non-renewals.



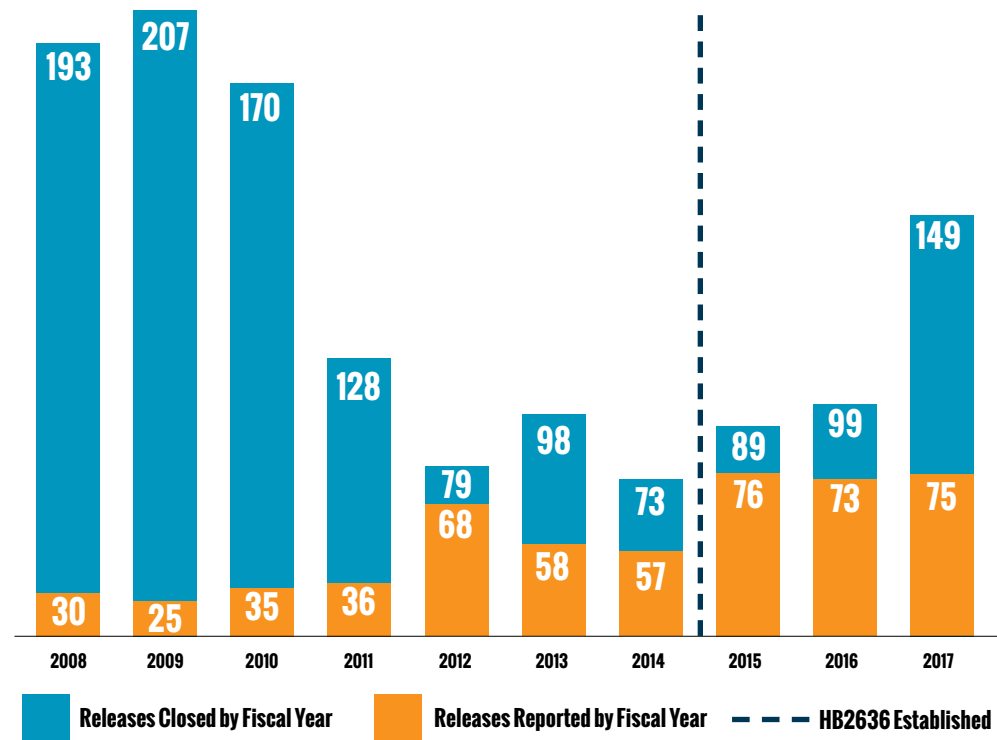
WHAT'S NEXT?

- Collecting data from a corrosion study of school facilities' tanks and providing assistance for tank replacement
- Using data from the corrosion study to proactively identify small owners/operators who may need assistance for tank closure, assessments and upgrades
- Providing tank closure, assessment and upgrade assistance (up to \$100,000 per facility) through the upcoming Tank Site Improvement Program, which was created based on customer feedback and lessons learned from existing programs
- Identifying small owners with tanks that are uninsurable and providing assistance through baseline assessment or older tank replacement with new USTs
- Tracking compliance assistance to determine the most impactful outreach methods (in person vs. written communication)

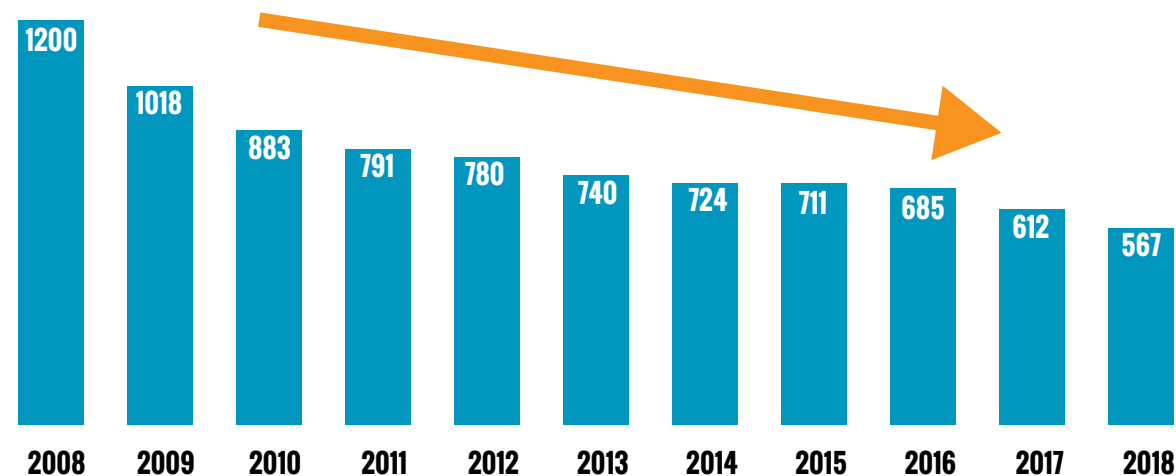
RELEASE REPORTING AND CLOSURE

NEW RELEASES REPORTED AND CLOSED

Following the implementation of HB 2636, there was an increase in the number of releases reported. The UST Program has consistently closed more releases than reported, resulting in a steady decrease to the overall inventory of open releases. For details on the releases opened and closed between July 1, 2015, and Nov. 30, 2017, see Appendices D and E.

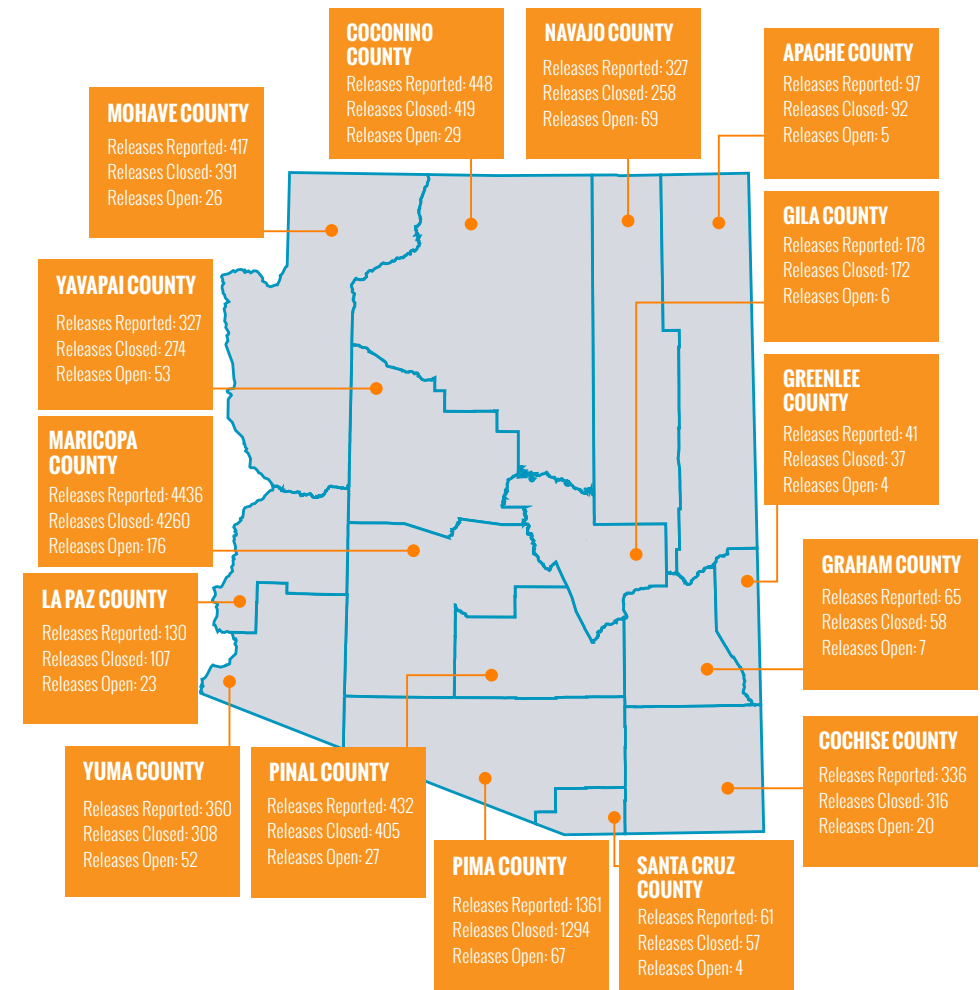


Net Open Releases Decreasing by Fiscal Year

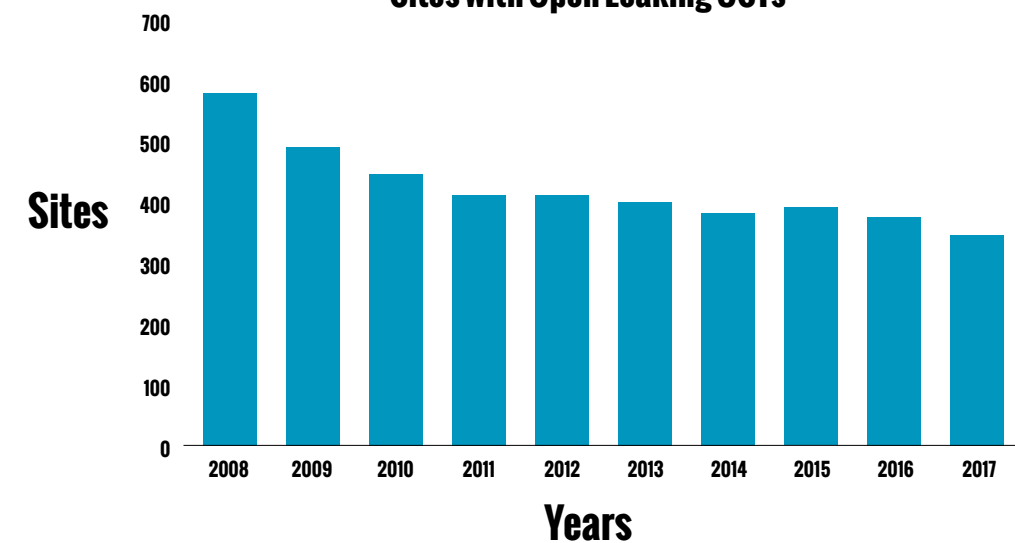


Release Inventory by County (1986-2017)

Contamination from releases at UST sites is a statewide issue that ADEQ has been working to solve over time using state and federal funding. ADEQ directed cleanup efforts include the Route 66 Initiative and American Recovery & Reinvestment Act (ARRA).

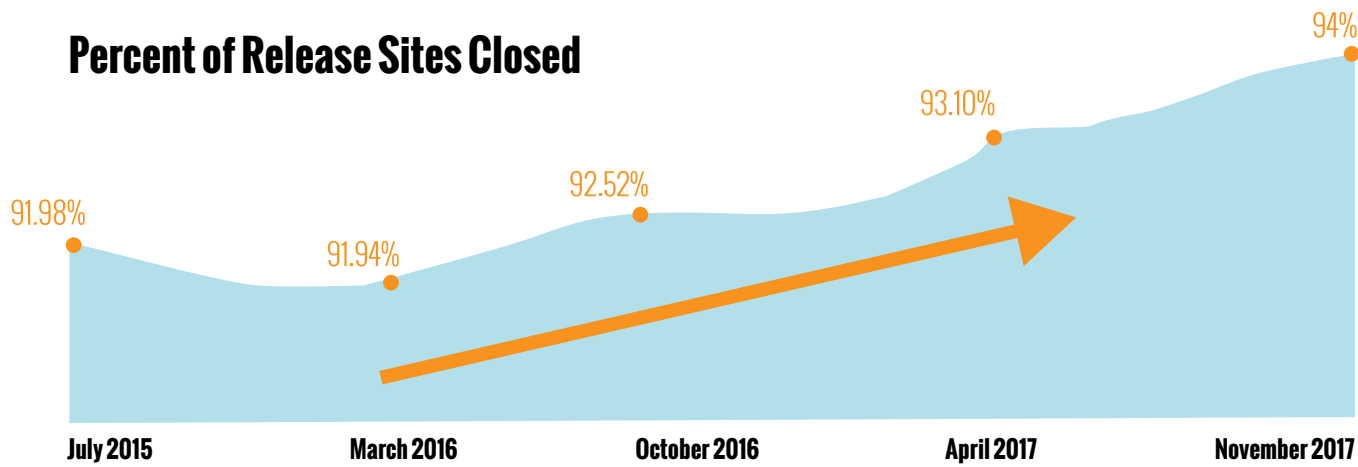


Sites with Open Leaking USTs

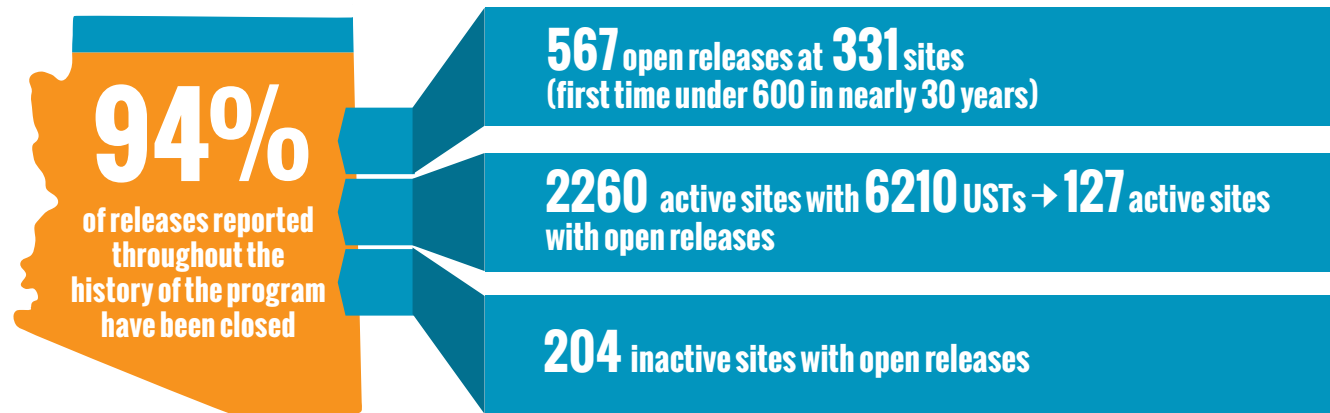


TOTAL NUMBER OF OPEN RELEASES THAT ARE CLEANED TO CLOSURE

Over the history of the UST program, 9,016 releases have been reported and 8,448 released have been closed. Almost 94 percent of all releases reported to the department have been closed.



Current State View & Program Status



REMAINING NUMBER OF OPEN RELEASES

The UST Program has set an aggressive goal to close new releases within three years of release confirmation. Several strategies have been employed to help reach this goal including:

- Increased meetings with owners, operators and their technical professionals to create timely work schedules and discuss options for technically challenging sites
- Closure of releases using the risk-based criteria in Arizona Administrative Code R18-12-263.04
- Collection of additional soil samples at all noncorrective action tank closure events, which has provided sufficient information to close 25 percent of releases without an additional field event
- Investigation of pre-existing releases during tank closure events when feasible
- Over-excavation of contaminated soil encountered during tank closure events
- Revision of closure guidance documents to help customers on the path to closure

See Appendix F.

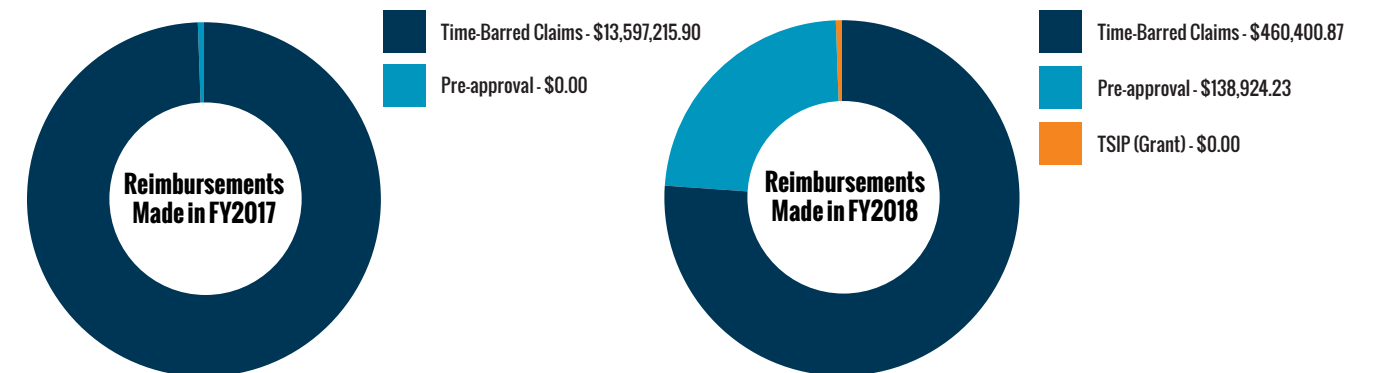
UST REVOLVING FUND FINANCIAL INFORMATION

The following table shows a summary of cash flows to and from the Underground Storage Tank Revolving Fund. State fiscal years begin on July 1 and end on June 30.

UNDERGROUND STORAGE TANK REVOLVING FUND FINANCIAL SUMMARY AS OF JUNE 30, 2017				
(DOLLARS IN THOUSANDS)				
	FY 2016 ACTUAL	FY 2017 ACTUAL	FY 2018 ESTIMATE	FY 2019 ESTIMATE
Balance Forward	11,280.5	65,809.7	71,674.5	59,376.3
Revenue	67,869.1	33,597.5	31,433.6	31,433.6
Total Available	79,149.6	99,407.2	103,108.1	90,809.9
Total Appropriated Disbursements	0.0	0.0	3,222.0	22.0
Total Non-Appropriated Disbursements	13,339.9	27,732.7	40,509.8	47,861.8
Balance Forward to Next Year	65,809.7	71,674.5	59,376.3	42,926.1

REIMBURSEMENTS MADE ANNUALLY FROM THE FUND

ADEQ focused on launching the Time-Barred Claim (Appendix B) and State Lead NonCorrective Action programs, followed by the Preapproval Program (Appendix G) and the Tank Site Improvement Program.



NUMBER OF APPLICATION OR REIMBURSEMENT DENIALS BY ADEQ

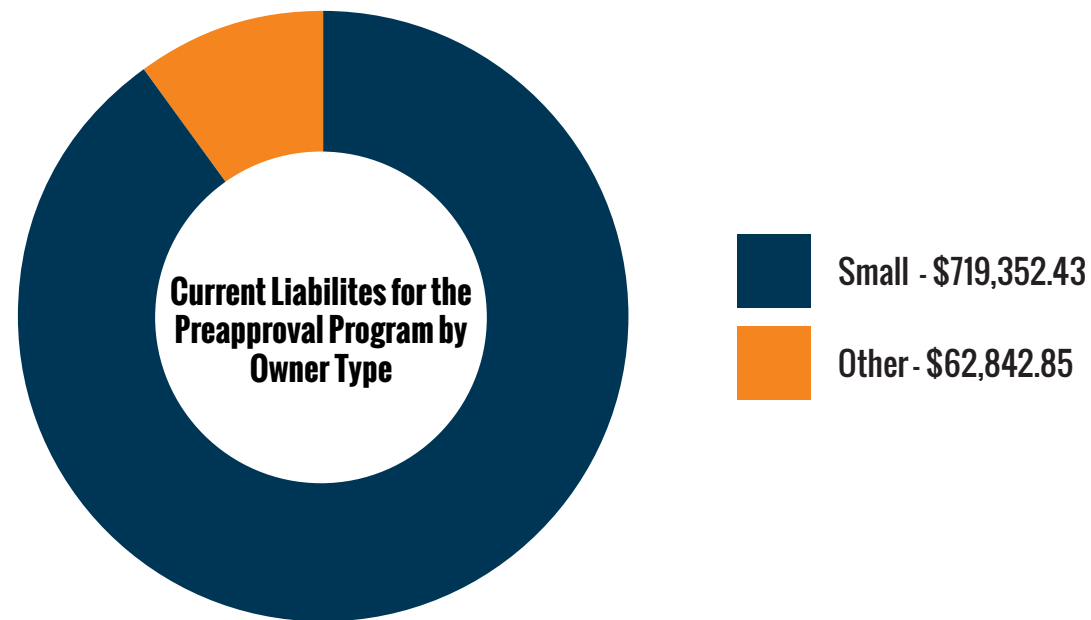
The majority of denials were due to the inability to provide sufficient documentation of compliant financial responsibility, proof of payment for requested costs or proof a timely claim was filed with the insurance provider. The summary below does not include information on Time-Barred Claims and Preapproval Applications that were approved in full.

PROGRAM	NUMBER OF APPLICATIONS AFFECTED	OUTCOME
State Lead NonCorrective Action	6	Requested work was not technically feasible or applicant was not prioritized based on financial ability to pay
Time-Barred Claims	41	Partial reimbursement
	22	No costs eligible for reimbursement
Preapproval	3	Applications were not able to demonstrate eligibility
	1	Partial Reimbursement *

* There was only one preapproval appeal received by ADEQ. The informal appeal regarding the denial of \$6,433.52 for reimbursement was resolved in a technical assistance meeting. Subsequent reimbursement claims have been eligible to be paid in full.

LISTING OF LIABILITIES OWED TO SMALL OWNERS AND OTHER OWNERS FOR PREAPPROVAL PROGRAM

The liabilities owed for the Preapproval Program are determined by the amount of funds that are reserved for approved work plans but not yet reimbursed. Once a work plan is approved, the associated funds are encumbered for each specific site, and reimbursements are deducted as claims are submitted and reviewed. See Appendix G.



PROJECTED LIABILITIES FOR THE FUND THROUGH THE TERMINATION OF THE PROGRAM

Projected liability is based on a five-year average of the cost of the UST program to close releases and an estimate of how many releases would be reported through the end of the program. The last date to file for reimbursement under the Preapproval Program is Dec. 31, 2030, and ADEQ projects that it may require up to an additional 18 months to resolve all of the outstanding claims submitted.

Based on \$117,746 as the five-year average cost of the program to close a release, coupled with an estimate of 1822 releases currently open and projected to be reported, the projected liability of the fund is \$214,533,656 through 2032.

PROJECTED LIABILITIES FOR STATE-LED CORRECTIVE ACTIONS THROUGH THE TERMINATION OF THE PROGRAM

Liabilities to State Lead accrue as applications are accepted and access to the site is granted. While we are unable to project how many new sites will be coming into the program, ADEQ expects an increase of new sites as the program matures. Over the past three fiscal years, State Lead Corrective Action expenditures have averaged approximately \$5 million per fiscal year.

APPENDICES



PAGE INTENTIONALLY LEFT BLANK

APPENDIX A

STATUTORY REQUIREMENTS FOR THE REPORT

49-1024. Report; underground storage tank revolving fund program

The department shall compile a report on the underground storage tank revolving fund program on or before December 31, 2017, and on or before December 31 every three years thereafter. The department shall submit the report to the governor, the president of the senate and the speaker of the house of representatives and provide a copy of each report to the secretary of state. The department shall post each report on an accessible, public web page on the department's website. The report shall contain the department's findings and shall include the following information:

<https://www.azleg.gov/viewdocument/?docName=https://www.azleg.gov/ars/49/01024.htm>

STATUTORY CITATION	STATUTORY REQUIREMENT	WHERE TO FIND THE INFORMATION
ARS §49-1024(1)	Underground storage tank revolving fund financial information, including revenues, expenditures and current account balances	Page 15
ARS §49-1024(2)	The amount of any remaining unpaid time-barred claims	Page 7, Appendix B
ARS §49-1024(3)	A description of the work completed for each program grant component	Page 11, What's Next
ARS §49-1024(4)	The amount of reimbursements made annually from the fund	Page 15
ARS §49-1024(5)	A listing of new releases reported and sites closed	Appendices D, E
ARS §49-1024(5)	A listing of liabilities owed to small owners and other owners	Page 16, Appendix G
ARS §49-1024(5)	The projected liabilities for the fund through the termination of the program	Page 17
ARS §49-1024(6)	A description of any state-led corrective actions, including the number of new sites, the number of new releases reported, the number of sites closed	Page 8, Appendix C
ARS §49-1024(6)	The average cost of corrective action for state-led corrective actions	Page 8
ARS §49-1024(6)	The projected liabilities for state-led corrective actions through the termination of the program	Page 17
ARS §49-1024(7)	The total number of open releases that are cleaned to closure	Page 14
ARS §49-1024(7)	The remaining number of open releases	Page 13-14, Appendix F
ARS §49-1024(7)	The number of application or reimbursement denials by the department	Page 16
ARS §49-1024(7)	The number of preapproval appeals	Page 8

APPENDIX B

DETAILED ACCOUNTING OF TIME-BARRED CLAIM PAYMENTS

APPLICANT NAME	NUMBER OF APPLICATIONS RECEIVED	TOTAL AMOUNT REQUESTED FOR REIMBURSEMENT	NUMBER OF APPLICATIONS DENIED	NUMBER OF APPLICATIONS STILL PENDING	AMOUNT REQUESTED STILL PENDING	TOTAL AMOUNT PAID TO DATE
7-Eleven, Inc.	23	\$1,744,168.90	0	0	\$0.00	\$1,560,383.44
Antonio Jaquez DBA Jackrabbit Trading Post	1	\$24,343.19	0	0	\$0.00	\$21,908.87
Barnicle Enterprises, Inc.	1	\$161,084.30	0	0	\$0.00	\$132,465.07
BC Systems Inc.	1	\$90,034.31	1	0	\$0.00	\$0.00
Bell Gas of Arizona, Inc.	1	\$24,857.73	1	0	\$0.00	\$0.00
Bennett's Oil Co	1	\$612,889.58	0	0	\$0.00	\$500,458.88
Brown Evans Distributing Co	1	\$56,205.31	0	0	\$0.00	\$50,435.35
Carmel Investment Properties, LLC	1	\$5,000.00	0	0	\$0.00	\$4,500.00
Casa Sierra Investments, LLLP	4	\$210,002.94	1	0	\$0.00	\$35,305.09
Chevron U.S.A Inc.	4	\$388,426.48	0	4	\$388,426.48	\$0.00
Circle K Stores, Inc.	53	\$9,700,516.70	1	0	\$0.00	\$8,281,621.13
City of Prescott	1	\$418,713.57	0	0	\$0.00	\$369,508.87
COPA Inc.	1	\$47,580.99	0	0	\$0.00	\$37,132.64
DBM Mesa Proving Grounds LLC	1	\$92,058.84	1	0	\$0.00	\$0.00
Ditta, LLC	1	\$21,795.00	0	0	\$0.00	\$10,540.18
Donna Bennett (Roy & Donna Bennett)	1	\$16,040.71	1	0	\$0.00	\$0.00
Equilon Enterprises LLC	3	\$893,523.01	0	3	\$893,523.01	\$0.00
Equilon Enterprises LLC (Formerly Texaco Refining & Marketing)	14	\$1,855,295.15	0	14	\$1,855,295.15	\$0.00
ExxonMobil Oil Corporation	7	\$589,554.43	0	7	\$589,554.43	\$0.00
Fieldon T Cooley (Former C & T Oil Co. Inc.)	1	\$16,277.50	0	0	\$0.00	\$14,649.75
Interstate Mechanical Corporation (IMCOR)	1	\$25,000.00	0	0	\$0.00	\$22,500.00
Kaibab Industries, Inc.	6	\$163,318.75	0	0	\$0.00	\$134,655.22
KIG Enterprises LLC	1	\$2,330.32	0	0	\$0.00	\$2,097.29
LPC FUEL-B LLC	2	\$4,980.11	0	0	\$0.00	\$4,482.11
Maverik, Inc.	2	\$84,676.22	0	0	\$0.00	\$54,284.35
Mohave County Airport Authority, Inc. (MCAA)	1	\$138,221.99	0	0	\$0.00	\$111,770.38
Pilot Travel Centers LLC	2	\$98,803.32	2	0	\$0.00	\$0.00
Ray Bell Oil Company of Arizona (aka) Rick Bell Oil Company	6	\$623,667.91	3	1	\$98,132.38	\$267,095.80
Sakosan Gas Limited	1	\$9,500.00	0	0	\$0.00	\$8,550.00
Sam's West Inc.	1	\$1,000,000.00	0	0	\$0.00	\$900,000.00
Shay Oil Company, Inc.	4	\$717,444.50	1	0	\$0.00	\$585,436.05
Shell Oil Company	4	\$541,975.75	0	4	\$541,975.75	\$0.00
Snakebite Leasing Inc.	1	\$56,445.25	0	0	\$0.00	\$13,587.64
TA Operating, LLC	1	\$275,994.79	0	0	\$0.00	\$222,331.65
TCBT, LLC	2	\$71,137.90	0	0	\$0.00	\$24,657.89
TCCT, LLC	1	\$2,343.33	0	0	\$0.00	\$2,109.00
The Carioca Company	1	\$27,635.45	0	0	\$0.00	\$24,871.91
Thriftway Marketing Corporation	3	\$109,876.68	3	0	\$0.00	\$0.00
Trejo Investments, LLLP	5	\$451,923.81	1	0	\$0.00	\$91,504.60
Two Verns LLC (formerly Win Oil Company)	1	\$126,898.94	0	0	\$0.00	\$113,604.20
USA Truck Center LLC	1	\$48,491.51	0	0	\$0.00	\$43,642.36
Western Refining Retail	7	\$1,333,647.08	5	0	\$0.00	\$357,565.65
Western States Petroleum, Inc.	2	\$246,909.40	1	0	\$0.00	\$26,057.63
Woody's Enterprises, LTD	3	\$37,941.01	0	0	\$0.00	\$27,903.77
Time-barred Claims Total	180	\$23,167,532.66	22	33	\$4,366,907.20	\$14,057,616.77

APPENDIX C

LISTINGS OF STATE LEAD CORRECTIVE ACTION SITES

New State Lead Sites Reported since July 1, 2015

Facility ID	Facility Name	County	LUST #	LUST Status	LUST Reported Date	LUST Closure Date	Lead Start Date
0-006491	SKULL VALLEY SERVICE	Yavapai	5507.02	Confirmed	9/21/2016		6/2/2017
0-008305	DIAMOND CAR CARE	Mohave	5169.02	Confirmed	3/24/2014		5/23/2017
0-002821	TEXACO - WHITEY'S TEXACO	Maricopa	674.02	Closed	3/20/1989	3/23/2017	3/23/2017
0-004923	RED DOG FUELS	Maricopa	2019.02	Closed	12/6/2016	12/15/2016	11/11/2016
0-001057	MICKS AUTO CARE CHEVRON # 9-1235	Cochise	5663.01	Closed	7/21/2016	1/9/2017	6/1/2016
0-006838	MAMMOTH AUTO PARTS & SERVICE	Pinal	951.02	Closed	7/21/2016	8/2/2016	5/25/2016
0-010547	PURLIA FAMILY TRUST PROPERTY	Maricopa	5649.01	Closed	10/13/2015	10/28/2016	4/19/2016
0-010538	COMMERCIAL BUILDING	Maricopa	5647.01	Closed	8/17/2015	1/6/2017	4/4/2016

State Lead Sites Closed since July 1, 2015

The following includes a sample of State Lead sites that were closed since July 1, 2015. For the full list, visit:

- http://static.azdeq.gov/ust/report_state_lead_closed.pdf (PDF document)
- http://static.azdeq.gov/ust/report_state_lead_closed.xlsx (Sortable Excel document)

Facility ID	Facility Name	County	LUST Status	LUST Reported Date	LUST Closure Date
0-008900	ABC GRINGO GAS	Pima	Closed	10/22/1998	7/21/2015
0-009581	NAKAI INDIAN ART	Navajo	Closed	8/30/2001	9/16/2015
0-002354	GORDON PROPERTY	Cochise	Closed	3/8/1990	10/5/2015
0-006771	CLASSIC GAS STATION	Yavapai	Closed	8/18/2014	11/24/2015
0-007955	PERFORMANCE ENGINEERING	Maricopa	Closed	8/26/1992	12/22/2015
0-001834	ALVERNON SHELL	Pima	Closed	2/13/2015	12/30/2015
0-004506	SHORES COMMUNICATION SERVICE INC	Gila	Closed	1/15/1992	1/27/2016
0-004175	CARS 4 LESS	Pinal	Closed	12/7/1989	2/18/2016
0-008478	RZ MINI MARKET	La Paz	Closed	10/24/1995	2/18/2016
0-003978	B&D MOBILE	Maricopa	Closed	7/15/1993	2/24/2016
0-004757	A TOTAL ROOF SERVICE	Maricopa	Closed	9/18/1987	3/2/2016
0-001686	CRISPYS INC	Pima	Closed	11/13/1990	3/23/2016
0-007935	QUALITY AUTO SALES	Maricopa	Closed	8/21/1992	3/24/2016
0-001651	CT PRICE CONTRACTING	Maricopa	Closed	4/27/2016	4/27/2016
0-008983	BECKER REALTY	Apache	Closed	10/21/1996	5/3/2016
0-005027	THOMAS HEATING & AIR CONDITIONING	Maricopa	Closed	2/23/1998	5/19/2016
0-006503	DESERT VIDEOLAND OASIS	Cochise	Closed	6/10/1996	5/26/2016
0-001747	DEON LAYTON RANCH INC	Maricopa	Closed	4/25/1991	6/28/2016
0-006838	MAMMOTH AUTO PARTS & SERVICE	Pinal	Closed	7/21/2016	8/2/2016
0-008789	KEN & MEL'S EXXON	Mohave	Closed	10/27/1999	8/11/2016
0-001797	PRICKLY PEAR SQUARE	La Paz	Closed	4/29/1999	8/22/2016
0-006004	VALERO	Maricopa	Closed	9/8/2011	9/19/2016
0-010547	PURLIA FAMILY TRUST PROPERTY	Maricopa	Closed	10/13/2015	10/28/2016
0-008132	CARQUEST #84	Yuma	Closed	6/29/2006	11/15/2016
0-005714	TRAILSIDE GENERAL STORE	Mohave	Closed	3/19/1990	12/1/2016

APPENDIX C CONT.

State Lead Sites Currently Open

Facility ID	Facility Name	County	LUST #	LUST Status	LUST Reported Date
0-010508	FUENTES AUTO REPAIR	Cochise	5624.01	Confirmed	9/9/2014
0-000871	PJ'S FAMILY TRAVEL CENTER	Cochise	5426.02	Confirmed	3/2/2011
0-002856	SHELL SERVICE STATION	Cochise	4552.01	Confirmed	8/5/1996
0-009208	VACANT LOT (ANDREW'S PROPERTY)	Cochise	5115.01	Confirmed	9/20/1999
0-006512	CORNS FUEL & TIRES	Coconino	1559.01	Confirmed	12/19/1990
0-001076	SEDONA CHEVRON #9-3759	Coconino	364.04	Confirmed	9/28/2007
0-004861	FORMER TED'S TRUCK STOP	La Paz	587.02	Confirmed	6/27/2000
0-000709	\$3 CAR WASH	Maricopa	1217.02	Confirmed	10/23/1997
0-009342	BUCKEYE AUTO SALES & SERVICE	Maricopa	5080.01	Confirmed	5/3/1999
0-008468	BUCKEYE GAS & FOOD	Maricopa	5584.01	Confirmed	8/16/2012
0-010217	CACTUS CANDY COMPANY	Maricopa	5524.01	Confirmed	7/3/2008
0-008733	COULTER 7 PARTNERSHIP	Maricopa	4240.01	Confirmed	10/17/1995
0-003506	FED MART (TARGET STORE #0209)	Maricopa	5534.01	Confirmed	5/8/2009
0-002392	GREER FARMS	Maricopa	4968.01	Confirmed	11/13/1998
0-006178	IMMAN & SONS AUTO & TRUCK CENTER (7TH ST TEXACO)	Maricopa	1520.03	Confirmed	11/8/1990
0-002553	MELROSE GAS & FOOD	Maricopa	5619.01	Confirmed	5/7/2014
0-007337	PERRYVILLE FEED STORE	Maricopa	1852.01	Confirmed	7/1/1991
0-004996	PHOENIX PEST CONTROL INC	Maricopa	2510.01	Confirmed	10/14/1992
0-006057	ROAD MARKINGS INC (DOUGLAS INSULATION)	Maricopa	2184.01	Confirmed	2/13/1992
0-004747	SHEPHERD BROTHERS STATION #1 - FORMER	Maricopa	4763.01	Confirmed	9/11/1997
0-000967	THE CARWASHER	Maricopa	4878.02	Confirmed	7/2/2012
0-008305	DIAMOND CAR CARE	Mohave	5169.02	Confirmed	3/24/2014
0-008274	EQUILON #120122 (WINSLOW SHELL)	Navajo	3647.01	Confirmed	10/21/1995
0-002473	HENSLEY'S MINI MART (HATCH'S CORNER STORE)	Navajo	2839.01	Confirmed	6/2/1993
0-003079	SHOW LOW QUICK STOP	Navajo	3012.03	Confirmed	12/1/2011
0-009580	SOUTHWEST TRANSMISSION	Navajo	5165.01	Confirmed	2/4/2000
0-004426	SUPER FUELS	Navajo	3134.01	Confirmed	10/22/1993
0-005032	THOMPSON'S MUFFLER	Navajo	4367.02	Confirmed	8/14/1998
0-005653	WHITING STATION #23	Navajo	3661.03	Confirmed	6/30/1994
0-009702	WINSLOW WELDING	Navajo	5237.01	Confirmed	12/26/2000
0-006246	C&T OIL #3	Pima	848.02	Confirmed	7/27/2011
0-002820	KASPER-HALL STEEL, COMPUSTEEL	Pima	1680.01	Confirmed	2/14/1991
0-003452	TEXACO - GRANT STONE TEXACO	Pima	2166.01	Confirmed	1/29/1992
0-009362	DOUGLAS PROPERTY	Pinal	5203.01	Confirmed	5/24/2000
0-002727	ED'S PARKING & STORAGE	Santa Cruz	5272.02	Confirmed	1/7/2002
0-002112	BLACK CANYON TEXACO	Yavapai	3590.02	Confirmed	4/14/1995
0-007798	FORMER FLICKS & SUBS	Yavapai	4542.04	Confirmed	9/20/1999
0-008078	SAFARI GAS & REPAIR	Yavapai	2735.02	Confirmed	3/24/1993
0-006491	SKULL VALLEY SERVICE	Yavapai	5507.02	Confirmed	9/21/2016
0-007845	CRANE ELEMENTARY SCHOOL DISTRICT	Yuma	1047.01	Confirmed	7/23/1992
0-008896	LLANTERA EL CACHANILLA (BAKER EXXON)	Yuma	5530.02	Confirmed	1/6/2009

APPENDIX D

LIST OF RELEASES OPENED BETWEEN JULY 1, 2015, AND NOV. 30, 2017

The following includes a sample of sites that were opened between July 1, 2015, and Nov. 30, 2017. For the full list, visit:

- http://static.azdeq.gov/ust/report_releases_opened_july_nov.pdf (PDF document)
- http://static.azdeq.gov/ust/report_releases_opened_july_nov.xlsx (Sortable Excel document)

Facility ID	Facility Name	County	LUST #	LUST Status	LUST Reported Date	LUST Closure Date
0-005042	GIANT 219	Apache	1276.02	Closed	7/6/2016	11/29/2017
0-004052	APACHE MARKET	Cochise	5688.01	Closed	6/16/2017	8/8/2017
0-001035	FRANK TADEO CHEVRON	Cochise	5677.01	Confirmed	3/1/2017	
0-005125	GO 2 GO STORES #524	Cochise	5658.01	Confirmed	1/19/2016	
0-005125	GO 2 GO STORES #524	Cochise	5658.02	Closed	1/19/2016	6/29/2016
0-005119	GOOD 2 GO STORES #501	Cochise	4970.02	Closed	1/19/2016	7/5/2016
0-005124	GOOD 2 GO STORES #523	Cochise	4971.02	Confirmed	1/19/2016	
0-001057	MICKS AUTO CARE CHEVRON # 9-1235	Cochise	5663.01	Closed	7/21/2016	1/9/2017
0-000871	PJ'S FAMILY TRAVEL CENTER	Cochise	5426.04	Confirmed	4/19/2017	
0-004254	PLAZA LIQUORS #1020	Cochise	5680.01	Closed	3/20/2017	4/4/2017
0-002585	US WEST #125339 - SIERRA VISTA SOC	Cochise	4703.03	Closed	9/24/2015	4/18/2016
0-002585	US WEST #125339 - SIERRA VISTA SOC	Cochise	4703.04	Closed	9/24/2015	4/18/2016
0-000153	USARMY - FORT HUACHUCA	Cochise	155.55	Confirmed	6/9/2017	
0-009993	GOOD 2 GO #526	Coconino	5655.01	Confirmed	1/19/2016	
0-009993	GOOD 2 GO #526	Coconino	5655.02	Closed	1/19/2016	6/30/2016
0-009993	GOOD 2 GO #526	Coconino	5655.03	Closed	1/19/2016	6/30/2016
0-009993	GOOD 2 GO #526	Coconino	5655.04	Closed	1/19/2016	6/30/2016
0-002975	LITTLE AMERICA HOTEL	Coconino	2312.16	Closed	12/1/2016	12/7/2016
0-009032	TOM'S CORNER STORE	Coconino	5665.01	Confirmed	8/16/2016	
0-002799	WOODYS FOOD STORE #137	Coconino	4795.05	Confirmed	7/29/2016	
0-003437	C&M SERVICE CENTER	Gila	4621.04	Closed	8/10/2017	9/15/2017
0-005120	GOOD 2 GO STORES #503	Gila	5656.01	Confirmed	1/19/2016	
0-005120	GOOD 2 GO STORES #503	Gila	5656.02	Closed	1/19/2016	6/30/2016
0-008842	KILMER'S KOUNTRY STORE	Gila	5672.01	Confirmed	1/12/2017	
0-000063	PADGETT'S AUTO SERVICE	Gila	2971.02	Confirmed	10/28/2015	

APPENDIX E

LIST OF RELEASES CLOSED BETWEEN JULY 1, 2015, AND NOV. 30, 2017

The following includes a sample of sites that were closed between July 1, 2015, and Nov. 30, 2016. For the full list, visit:

- http://static.azdeq.gov/ust/report_releases_closed_july_nov.pdf (PDF document)
- http://static.azdeq.gov/ust/report_releases_closed_july_nov.xlsx (Sortable Excel document)

Facility ID	Facility Name	County	LUST.Rel	LUST Status	LUST Reported Date	LUST Closure Date
0-008983	BECKER REALTY	Apache	4624.01	Closed	10/21/1996	5/3/2016
0-008983	BECKER REALTY	Apache	4624.02	Closed	10/21/1996	5/3/2016
0-008983	BECKER REALTY	Apache	4624.03	Closed	10/21/1996	5/3/2016
0-008983	BECKER REALTY	Apache	4624.04	Closed	10/21/1996	5/3/2016
0-002745	CHIEFTAIN MOBIL	Apache	5501.01	Closed	1/27/2000	4/27/2017
0-002745	CHIEFTAIN MOBIL	Apache	5501.02	Closed	1/27/2000	4/27/2017
0-002745	CHIEFTAIN MOBIL	Apache	5501.03	Closed	1/27/2000	4/27/2017
0-005042	GIANT 219	Apache	1276.02	Closed	7/6/2016	11/29/2017
0-004052	APACHE MARKET	Cochise	5688.01	Closed	6/16/2017	8/8/2017
0-008554	COCHISE COUNTY APN #103-61-326A	Cochise	5632.01	Closed	1/13/2015	1/5/2016
0-006503	DESERT VIDEOLAND OASIS	Cochise	3227.01	Closed	12/9/1993	5/26/2016
0-006503	DESERT VIDEOLAND OASIS	Cochise	3227.02	Closed	6/10/1996	5/26/2016
0-005101	EXPRESS STOP #108	Cochise	835.03	Closed	11/7/2014	5/27/2016
0-004248	GIANT #660	Cochise	4458.01	Closed	5/12/1996	10/5/2017
0-004248	GIANT #660	Cochise	4458.02	Closed	5/12/1996	10/5/2017
0-004248	GIANT #660	Cochise	4458.03	Closed	10/9/1997	10/5/2017
0-004248	GIANT #660	Cochise	4458.04	Closed	10/9/1997	10/5/2017
0-004248	GIANT #660	Cochise	4458.05	Closed	10/9/1997	10/5/2017
0-005125	GO 2 GO STORES #524	Cochise	5658.02	Closed	1/19/2016	6/29/2016
0-005119	GOOD 2 GO STORES #501	Cochise	4970.02	Closed	1/19/2016	7/5/2016
0-002354	GORDON PROPERTY	Cochise	1150.01	Closed	3/8/1990	10/5/2015
0-002354	GORDON PROPERTY	Cochise	1150.02	Closed	10/21/2013	10/5/2015
0-002439	HART ENTERPRISES INC	Cochise	5634.01	Closed	1/27/2015	1/7/2016
0-007222	MAYBELLE R CLAYTON	Cochise	1768.01	Closed	4/10/1991	1/19/2017
0-001057	MICKS AUTO CARE CHEVRON # 9-1235	Cochise	5663.01	Closed	7/21/2016	1/9/2017

APPENDIX F

LIST OF CURRENTLY OPEN RELEASES

The following includes a sample of sites that are currently open. For the full list, visit:

- http://static.azdeq.gov/ust/report_currently_open_releases.pdf (PDF document)
- http://static.azdeq.gov/ust/report_currently_open_releases.xlsx (Sortable Excel document)

Facility ID	Facility Name	County	LUST #	LUST Status	LUST Reported Date
0-005528	ALPINE GARAGE	Apache	1007.02	Confirmed	12/6/2013
0-000772	APACHE COUNTY - ROAD DEPARTMENT	Apache	279.02	Confirmed	1/31/1991
0-001401	CIRCLE K #2701383	Apache	263.01	Confirmed	1/7/1987
0-001401	CIRCLE K #2701383	Apache	263.02	Confirmed	11/19/1997
0-001401	CIRCLE K #2701383	Apache	263.03	Confirmed	9/18/2008
0-009393	ECHO TRUCKING CO	Cochise	5065.01	Confirmed	3/18/1999
0-009393	ECHO TRUCKING CO	Cochise	5065.02	Confirmed	3/18/1999
0-001035	FRANK TADEO CHEVRON	Cochise	5677.01	Confirmed	3/1/2017
0-010508	FUENTES AUTO REPAIR	Cochise	5624.01	Confirmed	9/9/2014
0-010508	FUENTES AUTO REPAIR	Cochise	5624.02	Confirmed	9/9/2014
0-010508	FUENTES AUTO REPAIR	Cochise	5624.03	Confirmed	9/9/2014
0-004247	GIANT #659	Cochise	4457.02	Confirmed	5/12/1996
0-004247	GIANT #659	Cochise	4457.03	Confirmed	5/12/1996
0-002770	GIANT #900	Cochise	322.01	Confirmed	7/6/1987
0-005125	GO 2 GO STORES #524	Cochise	5658.01	Confirmed	1/19/2016
0-005124	GOOD 2 GO STORES #523	Cochise	4971.02	Confirmed	1/19/2016
0-008766	JUDD TRANSMISSION - FORMER	Cochise	4418.01	Confirmed	2/8/1996
0-000871	PJ'S FAMILY TRAVEL CENTER	Cochise	5426.04	Confirmed	4/19/2017
0-004252	RICHARD'S TEXACO	Cochise	4826.01	Confirmed	2/3/1998
0-006668	SEÑOR BARRATO	Cochise	987.01	Confirmed	11/29/1989
0-002856	SHELL SERVICE STATION	Cochise	4552.01	Confirmed	8/5/1996
0-008421	TUMBLEWEED CORNER	Cochise	4800.05	Confirmed	5/7/2008
0-000153	USARMY - FORT HUACHUCA	Cochise	155.54	Confirmed	12/3/2010
0-000153	USARMY - FORT HUACHUCA	Cochise	155.55	Confirmed	6/9/2017
0-009208	VACANT LOT	Cochise	5115.01	Confirmed	9/20/1999

APPENDIX G

DETAILED ACCOUNTING OF PREAPPROVAL PROGRAM REIMBURSEMENTS

Facility ID	Applicant Name	Owner Type	LUST #	Initial Encumbrance (preapproved amount)	Amount Reimbursed	"Encumbered Amount Remaining"
0-002428	Hallum Inc. (total)	Small Owner	437.01-.02	\$193,334.35	\$138,924.23	\$54,410.12
0-005143	Trejo Investments, LLLP	Small Owner	2670.04-.05	\$169,850.65	\$0.00	\$169,850.65
0-006771	Ray Bell Oil Company of Arizona	Small Owner	460.01	\$177,930.60	\$0.00	\$177,930.60
0-006184	Trejo Investments, LLLP	Small Owner	4973.01	\$131,302.74	\$0.00	\$131,302.74
0-005702	Woody's Enterprises, Ltd	Small Owner	5514.01	\$185,858.32	\$0.00	\$185,858.32
0-001510	Circle K	Other Owner	5629.01	\$62,842.85	\$0.00	\$62,842.85
	Small Owner Total			\$858,276.66	\$138,924.23	\$719,352.43
	Other Owner Total			\$62,842.85	\$0.00	\$62,842.85
	Preapproval Program Total			\$921,119.51	\$138,924.23	\$782,195.28

