




- **Executive Budget Request (EBR) Fiscal Year 2024**
- **Strategic Plan (AZIPS)**
- **Consolidated Ledger of Information on Federal Funds (CLIFF)**



Douglas A. Ducey  
Governor

# ARIZONA DEPARTMENT OF ENVIRONMENTAL QUALITY



Misael Cabrera  
Director

September 1, 2022

The Honorable Douglas A. Ducey  
Governor, State of Arizona  
1700 West Washington St.  
Phoenix, AZ 85007

Dear Governor Ducey:

Enclosed are two copies of the Arizona Department of Environmental Quality's (ADEQ's) Executive Budget Request for Fiscal Year 2024, submitted in accordance with A.R.S. § 35-113. The enclosed continuation budget request and the issues identified in this cover letter would result in the following strategic initiatives:

- Avoid Federal Action Against Arizona for Clean Air Act Non-compliance;
- Implement Hazardous Waste fee modifications as legislated in HB2126;
- Address Sunset Audit findings for unimplemented statutory mandates in the Solid Waste Program;
- Continue restoration of 164 contaminated surface waters; and
- Base Budget Modification for FY2023 salary increases.

In addition, almost every request below would directly mitigate public health and environmental impacts associated with the mega-drought. The following is a summary of ADEQ's Executive Budget Request for your consideration:

## **#1 Avoid Unilateral Federal Action Against Arizona for Clean Air Act Non-compliance**

The lack of rainfall, the increasing winds and wildfires and drought-related water restrictions are significantly impacting our state. Dust is regulated under the Clean Air Act as particulate matter of ten microns or less (PM10) and if we do not accelerate our planning efforts, EPA will - at a very high cost. A previous EPA plan had over \$500 million in costly emissions control requirements. Fortunately, ADEQ was able to submit a state plan with a lower cost, prior to implementation of EPA's plan.

PM10 is a class of inhalable particles with diameters that are generally 10 microns and smaller. PM10 is particulate matter so small that it can move deep into lungs and the bloodstream, and can cause or exacerbate heart or lung diseases such as asthma or chronic obstructive pulmonary disease (COPD). Children, whose lungs are still developing and maturing, are the most likely to be affected by exposure to PM10.

#### Main Office

1110 W. Washington Street • Phoenix, AZ 85007  
(602) 771-2300

#### Southern Regional Office

400 W. Congress Street • Suite 433 • Tucson, AZ 85701  
(520) 628-6733

[www.azdeq.gov](http://www.azdeq.gov)

printed on recycled paper

ADEQ seeks an ongoing \$567,100 Air Quality Fund appropriation increase to increase staffing and contractors to mitigate the economic threat of failing to submit and obtain EPA approval for State Implementation Plans (SIPs). The risk is that EPA will utilize its authority to unilaterally promulgate Federal Implementation Plans (FIP) to take the place of Arizona's missing SIPs. This outcome is not in the State's best interest because FIPs almost always require businesses and individuals to spend more money and time, with no certainty that the increased expenditures and time will actually result in cleaner air.

**#2 Hazardous Waste Management Fund (HWMF) ongoing appropriation increase to allow expenditure of increase in HB2126 fee revenue**

Just 8 ounces of a hazardous waste like trichloroethylene that is released into the environment can pollute 18 million gallons of groundwater. Over the last 3 years, approximately 154,000 tons of hazardous waste was generated by businesses in Arizona. This hazardous waste is stored, treated and transported throughout Arizona. 340 hazardous waste small quantity generators have never been inspected by ADEQ. ADEQ seeks an ongoing \$383,400 Hazardous Waste Management Fund appropriation increase to perform these inspections, which would be supported by increased revenues from fee modifications.

**#3 Address Sunset Audit findings for unimplemented statutory mandates in the Solid Waste Program.**

The Auditor General's Sunset Report identified 16 critical statutory mandates the department has not implemented, such as safeguarding Arizona's surface and groundwater resources by ensuring specific solid waste facilities have appropriate financial assurance necessary to cleanup hazardous materials in the event of an unexpected release of contamination. ADEQ seeks an ongoing \$297,300 Solid Waste Fee Fund appropriation increase to implement statutory mandates identified by the Auditor General.

**#4 Continue Restoration of 164 Contaminated Surface Waters**

The Colorado River, Oak Creek, the Little Colorado River, the San Pedro River and 160 other lakes, rivers and streams across the state are contaminated at levels above protective water quality standards. These same waters are used as sources of drinking water for people and livestock, irrigation, various industrial uses and to support tourism, recreation and habitat for many plant and animal species. To address Sunset Audit Findings, ADEQ will fully utilize FY23 funding to begin an analysis to determine root causes of the contamination. However, the appropriation increase in FY23 is insufficient to complete the root cause analysis, which is critical to developing effective mitigation measures to clean up and restore contaminated surface waters throughout the state. ADEQ seeks an additional ongoing \$1,006,000 Water Quality Fee Fund appropriation increase to fully fund these mitigation activities.

**#5 FY 2024 Base Modification Budget Issue to show how the FY 2023 Salary Increases will be spread throughout the agency**

For agencies with more complicated appropriation formats, specifically agencies that are appropriated by program in the feed bill, and agencies with special-line-items, the pay increases are added in the new SLI FY 2023 Salary Increase line, ADEQ is included in this group. For this group of agencies, a FY 2024 Base Modification Budget Issue is required to show how the FY 2023 Salary Increases will be spread throughout the agency, i.e., which programs, subprograms, or SLIs of the agency will actually be expending the funds.

**Other Important Issues:**

**General Operations:** Since 2013, ADEQ has relied heavily on a BRB line item authorizing use of \$6.531 million from the Underground Storage Tank Fund (USTF) as a general fund replacement. This authorization funds functions not funded by fees such as defending permits in appeal and other administrative costs. Other administrative costs include tools and maintenance for cloud computing, maintenance of the award-winning myDEQ permitting and reporting platform, citizen services like myCommunity, IT operational expenses, and administrative overhead. ADEQ requests continued support for maintaining this core expenditure authority.

Thank you for considering these critical budget items necessary for ADEQ to continue its important work of protecting and enhancing public health and the environment in Arizona.

Sincerely,

Misael Cabrera  
Director

Enclosures

cc: Matt Gress, Director, OSPB  
Robert Aldous, OSPB  
Richard Stavneak, Director, JLBC  
Maggie Rocker, JLBC  
Ryan Fleischman, JLBC



**This document is a preliminary budget request by the Arizona Department of Environmental Quality for the upcoming fiscal year. The preliminary budget request does not necessarily reflect the contents of the Executive Budget Proposal or budget allocations determined during the legislative process.**

**Arizona Department of Environmental Quality  
FY2024 Executive Budget Request**

**Table of Contents**

**Transmittal**

**Strategic Plan**

**Organizational Chart**

**Revenue Schedules**

2000 Federal Grant Fund.....	9
2082 DEQ Emissions Inspection Fund.....	11
2178 Hazardous Waste Management Fund.....	13
2221 Water Quality Assurance Revolving Fund.....	16
2226 Air Quality Fund.....	18
2271 Underground Storage Tank Revolving Fund.....	20
2289 Recycling Fund.....	22
2308 Monitoring Assistance Fund.....	24
2328 Permit Administration Fund.....	26
2365 Voluntary Vehicle Repair and Retrofit Program Fund.....	28
2449 Employee Recognition Fund.....	30
2500 IGA and ISA Fund.....	31
2563 Institutional & Engineering Control Fund.....	33
2564 Voluntary Remediation Fund.....	34
3031 Emergency Response Fund.....	36
3110 Solid Waste Fee Fund.....	38
4100 Water Quality Fee Fund.....	40
4150 Safe Drinking Water Program Fund.....	43
9000 Indirect Cost Recovery Fund.....	45

**Sources and Uses of Funds**

2000 Federal Grant Fund.....47

2082 DEQ Emissions Inspection Fund.....48

2178 Hazardous Waste Management Fund.....50

2221 Water Quality Assurance Revolving Fund.....53

2226 Air Quality Fund.....55

2271 Underground Storage Tank Revolving Fund.....57

2289 Recycling Fund.....60

2308 Monitoring Assistance Fund.....62

2328 Permit Administration Fund.....64

2365 Voluntary Vehicle Repair and Retrofit Program Fund.....66

2449 Employee Recognition Fund.....69

2500 IGA and ISA Fund.....71

2563 Institutional & Engineering Control Fund.....73

2564 Voluntary Remediation Fund.....75

3006 Specific Site Judgement Fund.....77

3031 Emergency Response Fund.....79

3110 Solid Waste Fee Fund.....81

4100 Water Quality Fee Fund.....84

4150 Safe Drinking Water Program Fund.....88

9000 Indirect Cost Recovery Fund.....90



**Funding Issues List** **92**

**Funding Priority #1** Avoid Fed Action for Clean Air Act Non-Compliance.....100

**Funding Priority #2** HWFF Ongoing Appropriation Increase HB2126 Revenue.....104

**Funding Priority #3** Address Sunset Audit Findings by Solid Waste.....106

**Funding Priority #4** Continue Restoration of 164 Contaminated Waters.....109

**Funding Priority #5** FY2024 Base Budget Modification for FY2023 Salary Increases.....113

**Agency Fund Summary**

Appropriated.....114  
Non-Appropriated.....115

**Summary of Expenditure and Budget Request by Fund**

1000 General Fund (Appropriated).....117  
2000 Federal Grant Fund (Non-Appropriated).....118  
2082 DEQ Emissions Inspection Fund (Appropriated).....119  
2178 Hazardous Waste Management Fund (Appropriated).....120  
2221 Water Quality Assurance Revolving Fund (Non-Appropriated).....121  
2226 Air Quality Fund (Appropriated).....122  
2271 Underground Storage Tank Revolving Fund (Non-Appropriated).....123  
2289 Recycling Fund (Appropriated).....124  
2308 Monitoring Assistance Fund (Non-Appropriated).....125  
2328 Permit Administration Fund (Appropriated).....126  
2365 Voluntary Vehicle Repair and Retrofit Program Fund (Appropriated).....127  
2365 Voluntary Vehicle Repair and Retrofit Program Fund (Non-Appropriated).....128  
2449 Employee Recognition Fund (Non-Appropriated).....129  
2500 IGA and ISA Fund (Non-Appropriated).....130  
2563 Institutional & Engineering Control Fund (Non-Appropriated) .....131  
2564 Voluntary Remediation Fund (Non-Appropriated).....132  
3006 Specific Site Judgment Fund (Non-Appropriated).....133  
3031 Emergency Response Fund (Appropriated).....134  
3110 Solid Waste Fee Fund (Appropriated) .....135  
4100 Water Quality Fee Fund (Appropriated).....136  
4150 Safe Drinking Water Program Fund (Appropriated).....137  
9000 Indirect Cost Recovery Fund (Appropriated).....138

**Program Group Summary of Expenditures and Budget Request**

<b>1 Support</b>	<b>140</b>
1-1 Support	157
1-2 SLI FY 2023 Salary Increase	178
<b>2 Air Quality</b>	<b>189</b>
2-1 Monitoring & Assessment	196
2-2 Facility Emissions Control	206
2-3 Air Improvement Planning	215
2-4 Oil & Gas	225
2-5 Vehicle Emissions Control	233
2-6 SLI Vehicle Emissions Control Contractor Payments	243
<b>3 Waste Programs</b>	<b>250</b>
3-1 Solid Waste	268
3-2 Hazardous Waste	279
3-3 Emergency Response	289
3-4 UST and Leaking UST	303
3-5 WQARF	313
3-6 Voluntary Remediation	323
3-7 Brownfields	332
3-8 Federal Projects	340
3-9 SLI WQARF Priority Site Remediation	349
<b>4 Water Quality</b>	<b>356</b>
4-1 Groundwater Protection	369
4-2 Surface Water Protection	379
4-3 Surface Water Quality Improvement Planning	388
4-4 Safe Drinking Water	403
4-5 Water Re-Use	416
4-6 SLI Safe Drinking Water	425
4-7 SLI Direct Potable Reuse of Treated Wastewater Program	433
4-8 SLI Water Quality Fee Fund Deposit	441

««-----»»

**Administrative Costs** **448**

**Risk Management** **449**

««-----»»

**AZIPS**

**450**

**CLIFF**

**459**





**Vision:** To be the number one state in the nation in: Balanced, leading-edge environmental protection through technical and operational excellence and radical simplicity for customers and staff.

**Mission:** To protect and enhance public health and the environment of Arizona.

**Agency Description:** The Arizona Legislature established the Arizona Department of Environmental Quality (ADEQ) as the state's environmental regulatory agency under the Environmental Quality Act of 1986 to serve as a separate, cabinet-level agency to administer all of Arizona's environmental protection programs. Since then, ADEQ's enduring and vital mission is to protect and enhance public health and the environment of Arizona.

**Executive Summary:** ADEQ has identified seven strategic issues for focus during this fiscal year to deliver tangible outcomes that benefit public health and the environment.

1. Too many drinking water systems and surface waters are not meeting federal standards and other drinking water systems are threatened by Per- and Polyfluoroalkyl Substances (PFAS).
2. Arizona passed a new Surface Water Protection Program and now must implement it.
3. Some systems of support are missing for sustaining a long term hybrid work environment.
4. Arizona stakeholders want ADEQ to assume primacy over the federal Underground Injection Control (UIC) and Coal Combustion Residuals (CCR) Programs.
5. Addressing Sunset Audit Findings will require additional funding.
6. The multi-decade drought has created stakeholder demand to strengthen opportunities and guidance associated with recycled water.
7. IJA presents a once in a generation opportunity to improve the Arizona's infrastructure and environment.

\* Tactics for strategy have been reformulated

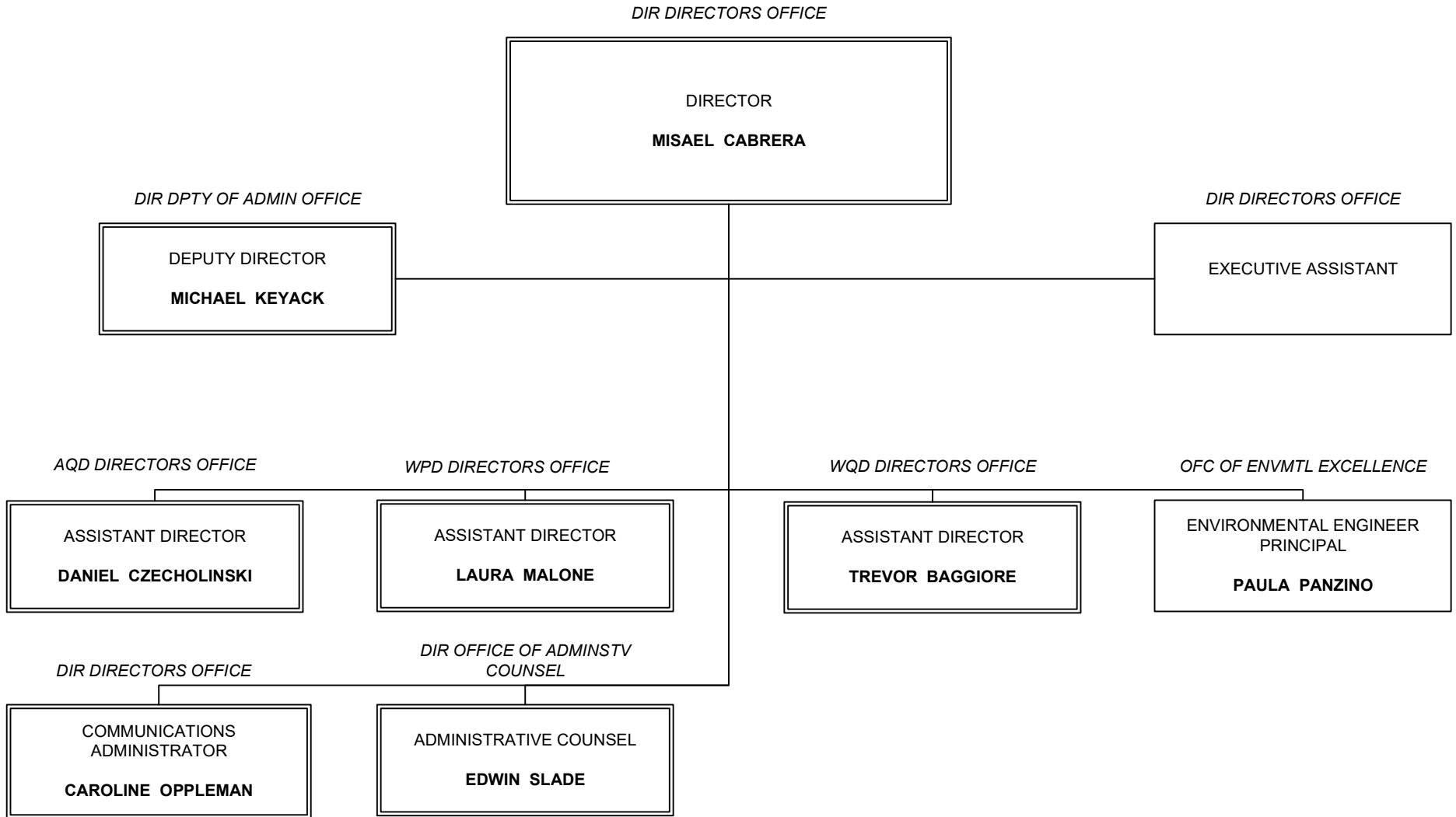
### Summary of Multi-Year Strategic Priorities

#	Five Year Strategy	Start FY	Progress / Successes
1	Address Known, Ongoing, Unauthorized Impacts (KOU) to human health and the environment.	2018	<ul style="list-style-type: none"> <li>• Mitigated 327 Known, Ongoing, Unauthorized Impacts since FY18.</li> <li>• Total mitigated includes 163 drinking water systems serving 636,882 people.</li> <li>• Completed 6 projects to mitigate surface water contamination.</li> </ul>
2	Implement the Surface Water Protection (SWP) Program.	2022	<ul style="list-style-type: none"> <li>• FY21 HB2691 (ADEQ: Water Quality Program) signed into law by the Governor.</li> <li>• 2022 Rule Making continues to move forward. Program implementation current at 75% complete.</li> </ul>
3	Improving staff support systems for a hybrid workplace.	2023	<ul style="list-style-type: none"> <li>• New strategy for FY23.</li> </ul>
4	Assume primacy of UIC and CCR Federal Programs.	2020*	<ul style="list-style-type: none"> <li>• UIC primacy program enacted in FY18 by SB1494 (Environment; Underground Injection Control [UIC] Program). Program in 2022 is 85% complete</li> <li>• CCR Program enacted in FY22 by HB2411 (Coal Combustion Residuals Program). Program in 2022 is 33% complete.</li> </ul>
5	Address audit findings and secure sustainable program funding.	2021	<ul style="list-style-type: none"> <li>• ADEQ continued for 8 more years.</li> <li>• Completed screening of Agency fee structures.</li> <li>• Addressed all audit findings not linked to funding in FY22.</li> </ul>
6	Catalyze water recycling in Arizona (Breakthrough)	2023	<ul style="list-style-type: none"> <li>• 2018 - Eliminated prohibition on Direct Potable Reuse (DPR).</li> <li>• 2022 - Legislature funded rule-writing for DPR.</li> </ul>
7	Leverage IJA for a Healthy Environment	2022	<ul style="list-style-type: none"> <li>• Helped the Oil &amp; Gas Commission apply for \$25M for orphaned well remediation and restoration.</li> <li>• Applied for \$650K to facilitate pollution prevention, \$1.1M grant to accelerate characterization and cleanup of Brownfields sites, \$127K for Clean Water Act Section 604(b) Planning.</li> </ul>

Strat	FY23 Annual Objectives	Objective Metrics	Annual Initiatives
1a	Mitigate more Known, Ongoing Unauthorized Impacts.	<ul style="list-style-type: none"> <li>Cumulative number of KOUIs mitigated. (goal: 382)</li> </ul>	<ul style="list-style-type: none"> <li>Facilitate IJIA applications from eligible entities to Water Infrastructure Finance Authority (WIFA) for PFAS remediation, lead service line inventories, and other IJIA/State Revolving Fund (SRF) Grants (Baseline + IJIA Grant/EPA SRF)</li> </ul>
1b	Identify PFAS related on going unauthorized impacts.	<ul style="list-style-type: none"> <li>Net number of KOUIs (Net number is likely to increase based on sampling initiative).</li> </ul>	<ul style="list-style-type: none"> <li>Sample over 1,000 public drinking water systems not covered under EPA monitoring rules. (WIFA/IJIA Grant)</li> <li>Take-back and replace program for PFAS-containing Aqueous Film Forming Foam (AFFF). (\$396K ERF)</li> </ul>
2	Codify the State Surface Waters Protection Program.	<ul style="list-style-type: none"> <li>Percent complete of fully implementing SWP program. (goal: 100% complete)</li> </ul>	<ul style="list-style-type: none"> <li>Complete the proposed rule package and publish for public comment (Baseline).</li> </ul>
3	Stand up systems of support for a safe and engaged work force.	<ul style="list-style-type: none"> <li>Total Attrition (goal: 15%)</li> <li>Regrettable Attrition (goal: 7%)</li> </ul>	<ul style="list-style-type: none"> <li>Implement 10% increase in agency staff salaries (\$2.5M Appropriated Funds).</li> <li>Create and implement a Belonging &amp; Remote Employee Retention plan. (Baseline)</li> <li>Standardize agency-wide field safety planning and implementation. (Baseline)</li> </ul>
4a	Assume Federal Underground Injection Control Program	<ul style="list-style-type: none"> <li>Percent complete of primacy for the UIC program. (goal: 100% complete)</li> </ul>	<ul style="list-style-type: none"> <li>Submit UIC primacy packages to EPA for approval. (\$6.4M WQFF)</li> <li>Negotiate approval with EPA (\$6.4M WQFF)</li> </ul>
4b	Assume Federal Coal Combustion Residuals Program.	<ul style="list-style-type: none"> <li>Percent complete of primacy for the CCR program (goal: 60% complete)</li> </ul>	<ul style="list-style-type: none"> <li>Complete rule-making for program implementation and submit primacy package (\$1.1M SWFF)</li> <li>Negotiate approval with EPA. (\$1.1M SWFF)</li> </ul>
5	Address auditor general recommendations from 2021 sunset and water quality audits and continue securing sustainable program funding.	<ul style="list-style-type: none"> <li># of Water Quality Performance Audit and Agency Sunset Audit (2021) recommendations addressed (goal: Total 28 complete)</li> </ul>	<ul style="list-style-type: none"> <li>Complete analysis of all fees with 5 year projections with OSPB review. (Baseline)</li> <li>Conduct stakeholder engagement and complete rules for Hazardous Waste and Water Quality Fee Fund (WQFF) fees (\$6.4M WQFF).</li> <li>Develop solid waste rules to protect from PFAS (\$1.1M SWFF).</li> <li>Establish aquifer water quality standards for 5 of 8 pollutants (\$6.4M WQFF).</li> <li>Modernize the Impaired Waters Identification Rule to focus Total Maximum Daily Load (TMDL) effort (\$6.4M WQFF).</li> </ul>
6	Develop Direct Potable Reuse (DPR) program (a.k.a. recycled water) (Breakthrough)	<ul style="list-style-type: none"> <li>Percent complete of fully implementing the DPR Program (goal: 40% complete)</li> </ul>	<ul style="list-style-type: none"> <li>Work with communications team to establish messaging for DPR (\$1.5M GF).</li> <li>Conduct large stakeholder engagement process including technical teams and policy teams (\$1.5M GF).</li> </ul>
7	Leverage IJIA Funding to inventory orphaned oil & gas wells	<ul style="list-style-type: none"> <li>No. of Oil &amp; Gas wells Inventoried (goal: 98 wells)</li> </ul>	<ul style="list-style-type: none"> <li>Secure and manage IJIA Funding. (\$25M Grant)</li> <li>Establish program in coordination with Oil &amp; Gas Commission. (\$25M Grant)</li> <li>Initial assessment and inventory of abandoned wells. (\$25M Grant)</li> </ul>

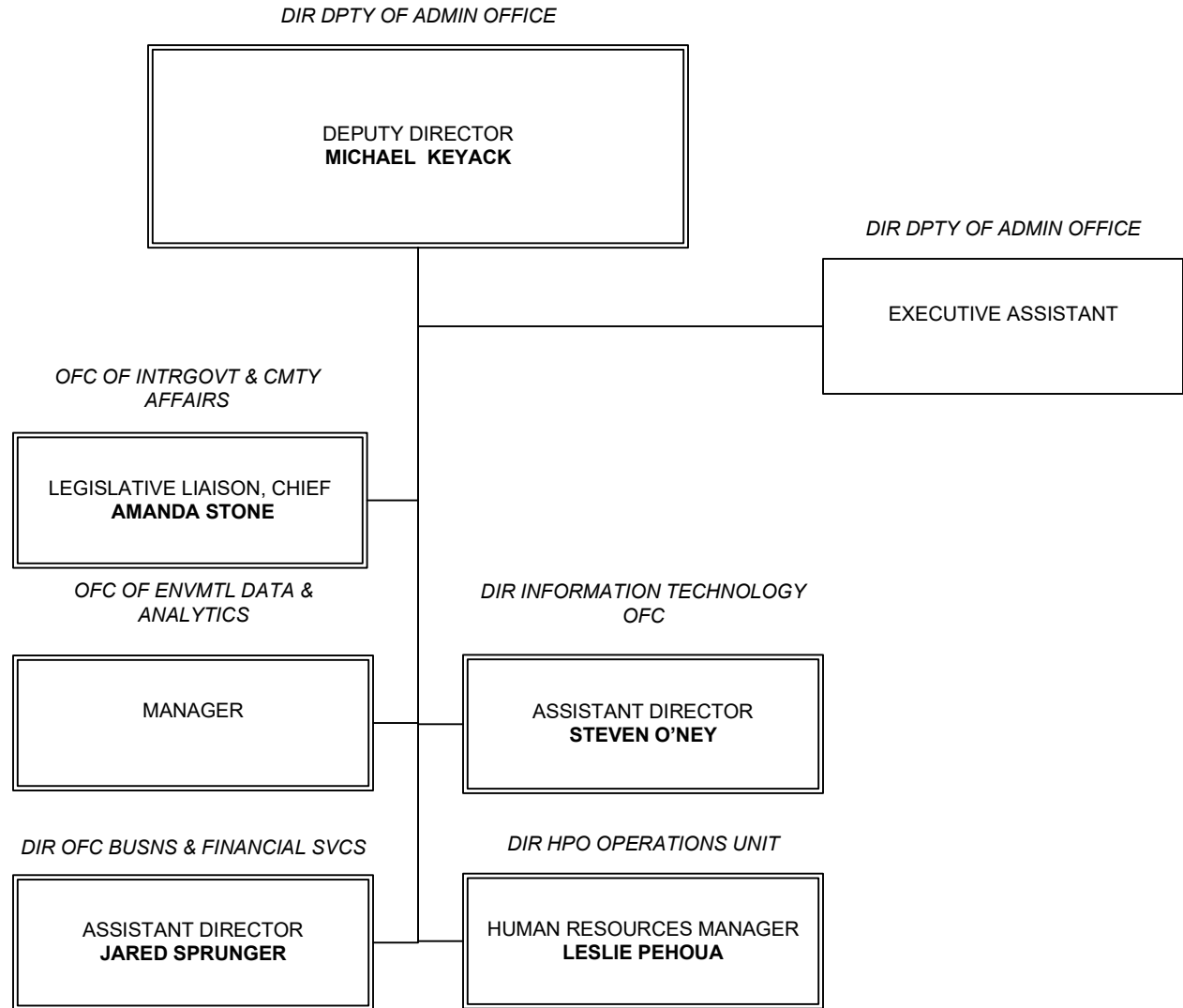
Arizona Department of Environmental Quality

Office of the Director



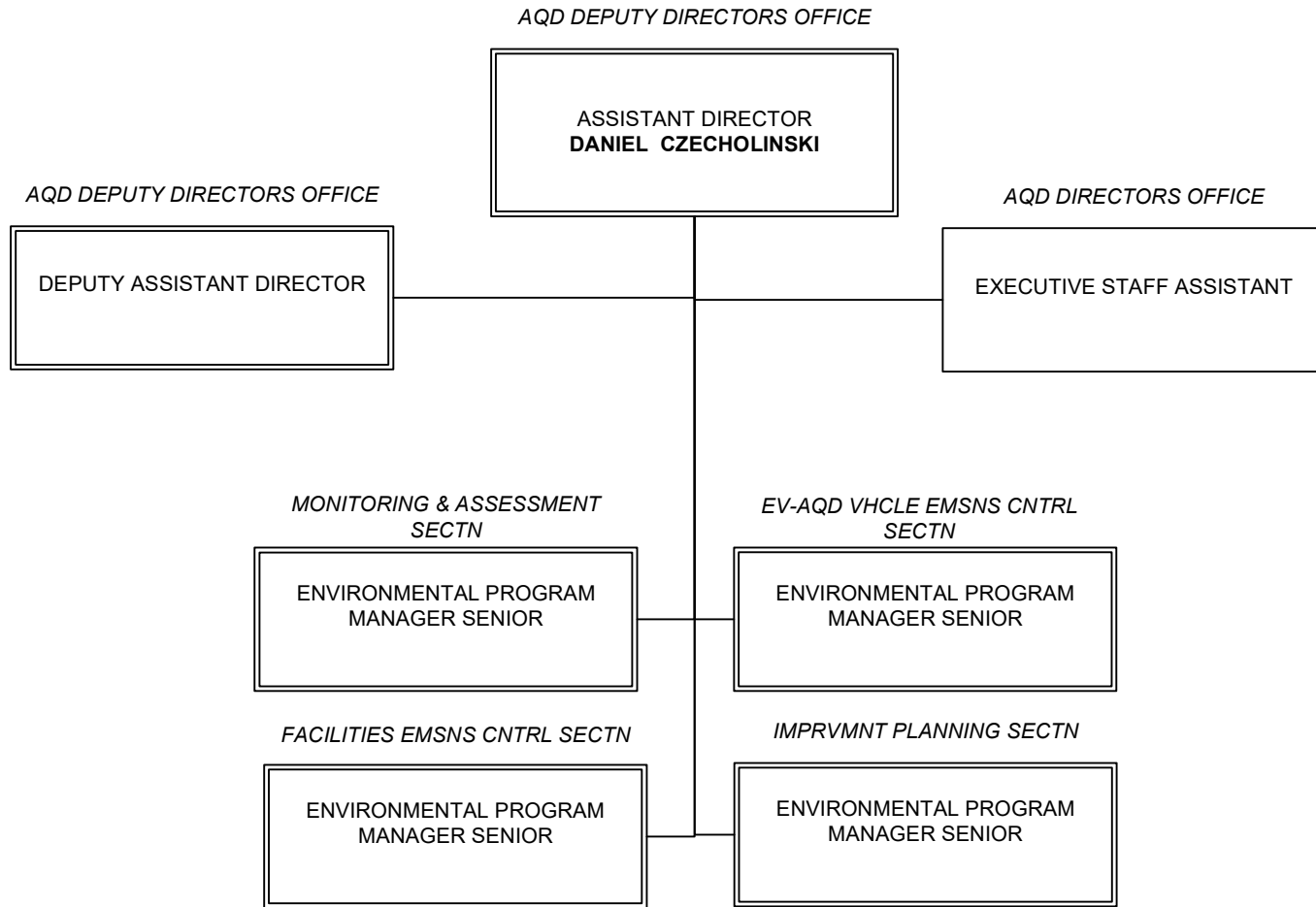
Arizona Department of Environmental Quality

Office of the Deputy Director of Administration



Arizona Department of Environmental Quality

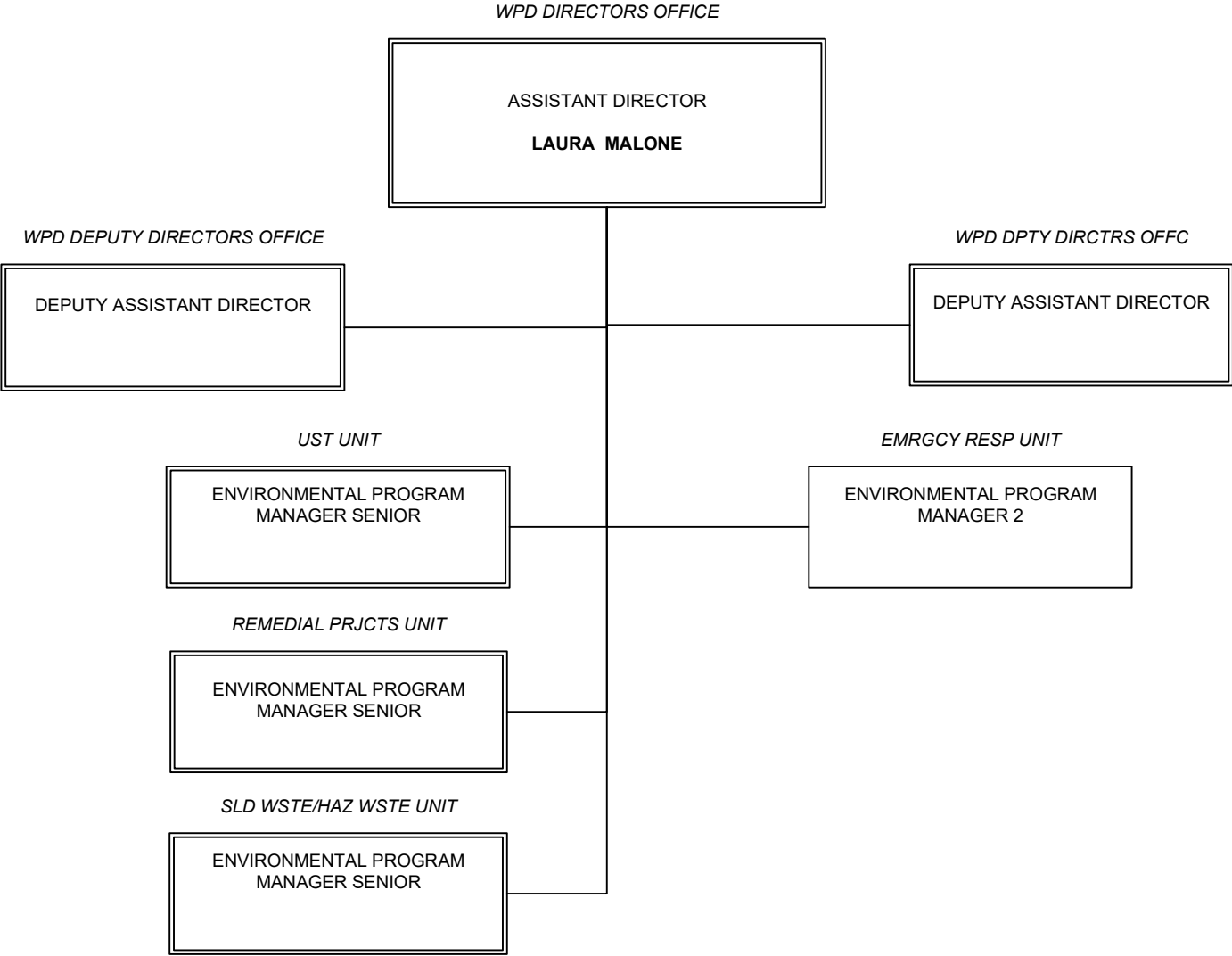
*Air Quality Division*





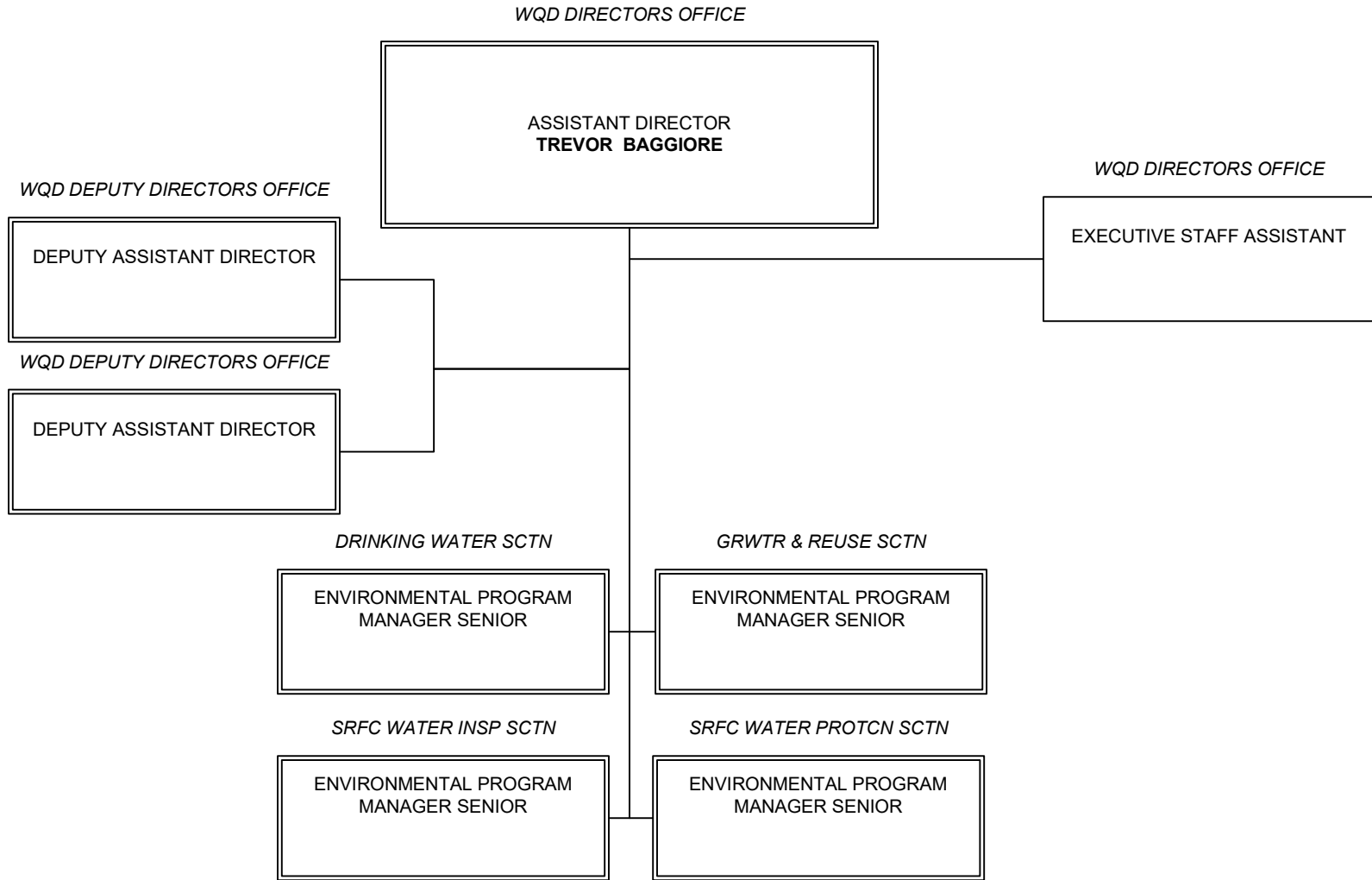
Arizona Department of Environmental Quality

Waste Programs Division



Arizona Department of Environmental Quality

Water Quality Division



## Revenue Schedule

<b>Agency:</b>	Department of Environmental Quality
<b>Fund:</b>	EV2000 Federal Grants Fund

AFIS Code	Category of Receipt and Description	FY 2022	FY 2023	FY 2024
4211	FEDERAL GRANTS	16,164.7	19,382.3	19,382.3
<b>Fund Total:</b>		16,164.7	19,382.3	19,382.3

STATE OF ARIZONA  
BASE BUDGET JUSTIFICATION  
Fiscal Year 2023

**AGENCY:** Arizona Department of Environmental Quality  
**PROGRAM NAME:** Arizona Department of Environmental Quality  
**FUND AND NUMBER:** Federal Grant (2000)

---

**REVENUES**

**\$19,382,300**

**#4211 Federal Grants (Operating)**

**\$19,382,300**

Revenues are based on each grant's approved work plan.

**Methodology Used In Projections**

Methodologies differ according to various awarded grants.

## Revenue Schedule

<b>Agency:</b>	Department of Environmental Quality
----------------	-------------------------------------

<b>Fund:</b>	EV2082 DEQ Emissions Inspection Fund
--------------	--------------------------------------

AFIS Code	Category of Receipt and Description	FY 2022	FY 2023	FY 2024
4339	OTHER FEES AND CHARGES FOR SERVICES	28,189.8	28,979.9	28,979.9
4631	TREASURERS INTEREST INCOME	39.8	23.5	23.5
<b>Fund Total:</b>		28,229.6	29,003.4	29,003.4

STATE OF ARIZONA  
BASE BUDGET JUSTIFICATION  
Fiscal Year 2023

**AGENCY:** Arizona Department of Environmental Quality  
**PROGRAM NAME:** Air Quality Program  
**FUND AND NUMBER:** DEQ Emissions Inspection Fund (2082)

---

**REVENUES** **\$29,003,449**

The program will be self-supporting through collection of Certificates of Inspection (C.O.I.s), waiver fees, exemption fees and an administrative charge to cover the remaining costs of the program operations.

**#4339 Other Fees & Charges for Services** **\$28,979,926**

Program revenue projections were based on the current fees and the projected test volumes in the Vehicle Emission Inspection Program (VEIP). The department will review the fund balance annually and analyze the administrative program fees to determine if the fees are sufficient to support the program. The C.O.I.s, waiver fees and exemption fees are based on analysis and historical revenue data.

**#4631 Treasurer's Interest Income** **\$23,523**

The State Treasurer invests and divests monies in the fund as provided by A.R.S. §35-313. Interest earned on these investments is credited to the fund.

**Methodology Used in Projections**

Revenue estimates are based on fleet estimates for each test category multiplied by the test fee.



## Revenue Schedule

<b>Agency:</b>	Department of Environmental Quality
<b>Fund:</b>	EV2178 Hazardous Waste Management Fund

AFIS Code	Category of Receipt and Description	FY 2022	FY 2023	FY 2024
4439	OTHER PERMITS	84.2	115.0	90.0
4449	OTHER FEES	1,240.6	1,214.1	1,214.1
4631	TREASURERS INTEREST INCOME	3.4	2.9	2.9
4901	OPERATING TRANSFERS IN	604.0	0.0	0.0
<b>Fund Total:</b>		1,932.2	1,332.0	1,307.0

STATE OF ARIZONA  
BASE BUDGET JUSTIFICATION  
Fiscal Year 2023

**AGENCY:** Arizona Department of Environmental Quality  
**PROGRAM NAME:** Waste Program  
**FUND AND NUMBER:** Hazardous Waste Management Fund (2178)

---

**REVENUES** **\$1,331,980**

**#4439 Other Permits** **\$115,000**  
A Permit is required by ADEQ for hazardous waste treatment, storage or disposal facilities to operate (A.R.S. § 49-922 (B) (5)).

**#4449 Other Fees** **\$1,214,069**  
Hazardous Waste Generation and Disposal Fees (A.R.S. § 49-931).

**#4631 Treasurer's Interest Income** **\$2,911**  
The State Treasurer invests and divests monies in the fund as provided by A.R.S. § 35-313. Interest earned on these investments is credited to the fund.

**Methodology Used In Projections**  
Revenue projections are based on cyclical permit trends and an anticipated 2% reduction on other fees based on the anticipation of not opening the fee rule.

STATE OF ARIZONA  
BASE BUDGET JUSTIFICATION  
Fiscal Year 2024

**AGENCY:** Arizona Department of Environmental Quality  
**PROGRAM NAME:** Waste Program  
**FUND AND NUMBER:** Hazardous Waste Management Fund (2178)

---

**REVENUES** **\$1,306,980**

**#4439 Other Permits** **\$90,000**  
A Permit is required by ADEQ for hazardous waste treatment, storage or disposal facilities to operate (A.R.S. § 49-922 (B) (5)).

**#4449 Other Fees** **\$1,214,069**  
Hazardous Waste Generation and Disposal Fees (A.R.S. § 49-931).

**#4631 Treasurer's Interest Income** **\$2,911**  
The State Treasurer invests and divests monies in the fund as provided by A.R.S. § 35-313. Interest earned on these investments is credited to the fund.

**Methodology Used In Projections**  
Revenue projections are based on cyclical permit trends and an anticipated 2% reduction on other fees.

## Revenue Schedule

<b>Agency:</b>	<b>Department of Environmental Quality</b>
----------------	--

<b>Fund:</b>	<b>EV2221 Water Quality Assurance Revolving Fund</b>
--------------	--

AFIS Code	Category of Receipt and Description	FY 2022	FY 2023	FY 2024
4199	OTHER MISCELLANEOUS TAXES	750.2	627.5	627.5
4339	OTHER FEES AND CHARGES FOR SERVICES	33.0	0.0	0.0
4449	OTHER FEES	1,243.5	1,297.0	1,297.0
4512	RESTITUTION	4,652.3	0.0	0.0
4519	OTHER FINES OR FORFEITURES OR PENALTIES	0.0	0.0	0.0
4631	TREASURERS INTEREST INCOME	57.3	51.9	51.9
4901	OPERATING TRANSFERS IN	15,000.0	15,000.0	15,000.0
<b>Fund Total:</b>		21,736.3	16,976.4	16,976.4

STATE OF ARIZONA  
BASE BUDGET JUSTIFICATION  
Fiscal Year 2023

**AGENCY:** Arizona Department of Environmental Quality  
**PROGRAM NAME:** Waste Program  
**FUND AND NUMBER:** Water Quality Assurance Revolving Fund (2221)

---

**Revenues** **\$16,976,446**

The Water Quality Assurance Revolving Fund has 13 sources of revenue from taxes and fees. Several state agencies and various sections within ADEQ are charged with collecting this revenue. Additionally, interest collected is reinvested in the fund. Listed below are brief descriptions of sources of WQARF revenue.

**#4199 Miscellaneous Taxes** **\$627,500**

Tax on Water Use: A.R.S. § 42-5302. This is a tax (0.65 of one cent per thousand gallons of water delivered/sold to retail customers) by municipal water suppliers. The Department of Revenue is responsible for collecting this tax.

**#4449 Other Fees** **\$1,297,046**

Included in this category are all of the following: 1. Fertilizer License Fees (A.R.S. § 3-272, subsection B, paragraph 2). 2. Pesticide Registration Fees (A.R.S. § 3-351, subsection D, paragraph 2). 3. Water Quality Assurance Fees (A.R.S. § 45-616). 4. Industrial Discharge Registration Fees (A.R.S. § 49-209). 5. Manifest Re-submittal Fees (A.R.S. § 49-922.01). 6. Hazardous Waste Facility Registration Fees (A.R.S. § 49-929). 7. Hazardous Waste Resource Recovery Facility Registration Fees (A.R.S. § 49-930).

**#4631 Treasurer's Interest Income** **\$51,900**

The State Treasurer invests and divests monies in the fund as provided by A.R.S. § 35-313. Interest earned on these investments is credited to the fund (A.R.S. § 49-282 (D)).

**#4901 Operating Transfer-In** **\$15,000,000**

A.R.S. § 49-282 upheld, which requires an annual \$15,000,000 transfer from the Corporate Income Tax (CIT) to the Water Quality Assurance Revolving Fund (WQARF).

**Methodology Used In Projections**

Revenue projections were based on historical trend analysis showing a 2% reduction in Hazardous Waste Registration Fees

## Revenue Schedule

<b>Agency:</b>	Department of Environmental Quality
<b>Fund:</b>	<b>EV2226 Air Quality Fund</b>

AFIS Code	Category of Receipt and Description	FY 2022	FY 2023	FY 2024
4449	OTHER FEES	10,705.3	10,919.4	10,919.4
4631	TREASURERS INTEREST INCOME	35.1	10.1	10.1
4871	RESIDUAL EQUITY ADJUSTMENT	(285.5)	(2,525.6)	(2,525.6)
4901	OPERATING TRANSFERS IN	(721.0)	(726.0)	(726.0)
4911	FEDERAL TRANSFERS IN	0.0	0.0	0.0
<b>Fund Total:</b>		9,733.9	7,677.9	7,677.9



STATE OF ARIZONA  
BASE BUDGET JUSTIFICATION  
Fiscal Year 2023

**AGENCY:** Arizona Department of Environmental Quality  
**PROGRAM NAME:** Air Quality Program  
**FUND AND NUMBER:** Air Quality Fund (2226)

---

**REVENUES** **\$7,677,851**

**#4449 Other Fees** **\$10,919,398**

Air Quality Fee Fund Revenue is derived from taxes paid on vehicle registrations. The tax is \$1.50 per vehicle. Revenue is based on the assumption that a similar number of vehicles will be registered in FY2023 as in FY2022 along with computing a 2% population growth

**#4631 Treasurer's Interest Income** **\$10,053**

The State Treasurer invests and divests monies in the fund as provided by A.R.S. §35-313. Interest earned on investments is credited to the fund.

**In addition to ADEQ program expenditures, the revenue generated is also required to fund \$3,152,400 in transfers to the following State Agencies:** **(\$3,251,600)**

Dept. of Administration (Travel Reduction Program prescribed by A.R.S. §49-588 & §49-551D) **(\$400,000)**

Department of Administration (Bus Subsidy Program) **(\$928,000)**

Department of Transportation **(\$326,000)**

Department of Agriculture (Oxygenated Fuels and Vapor Recovery Programs) **(\$1,597,600)**

**Methodology Used in Projections**

Revenue Projections were based on historical trend analysis and a calculated population growth of 2%

## Revenue Schedule

<b>Agency:</b>	Department of Environmental Quality
<b>Fund:</b>	<b>EV2271 Underground Storage Tank Revolving</b>

AFIS Code	Category of Receipt and Description	FY 2022	FY 2023	FY 2024
4166	UNDERGROUND STORAGE TANK CONTENTS TAX	35,448.4	32,872.9	32,872.9
4339	OTHER FEES AND CHARGES FOR SERVICES	316.9	0.0	0.0
4449	OTHER FEES	568.9	548.7	548.7
4631	TREASURERS INTEREST INCOME	148.7	103.6	103.6
4911	FEDERAL TRANSFERS IN	3.0	0.0	0.0
<b>Fund Total:</b>		36,485.9	33,525.2	33,525.2

STATE OF ARIZONA  
BASE BUDGET JUSTIFICATION  
Fiscal Year 2023

**AGENCY:** Arizona Department of Environmental Quality  
**PROGRAM NAME:** Waste Program  
**FUND AND NUMBER:** Underground Storage Tank Revolving Fund (2271)

---

**REVENUES** **\$33,525,200**

**#4166 Underground Storage Tank Contents Tax** **\$32,872,900**

An excise tax (A.R.S. § 49-1031) of \$0.01/gallon is levied on an owner/operator of an underground storage tank in Arizona that dispenses motor vehicle fuel, aviation fuel, diesel fuel or other regulated substances (A.R.S. § 49-1001). The Arizona Department of Transportation acts as the collecting agent.

**#4449 Other Fees** **\$548,700**

An annual Tank Fee (A.R.S. § 49-1020) of \$100/tank is levied on regulated underground storage tanks that are not “closed” in accordance with the applicable code of federal regulations on January 1<sup>st</sup> of each year.

**#4631 Interest Income** **\$103,600**

The State Treasurer invests and divests monies in the fund as provided by A.R.S. § 35-313. Interest earned on these investments is credited to the fund.

**Methodology Used In Projections**

Revenue projections were based on historical trend analysis and anticipated decrease in small business ownership.

## Revenue Schedule

<b>Agency:</b>	Department of Environmental Quality
<b>Fund:</b>	<b>EV2289 Recycling Fund</b>

AFIS Code	Category of Receipt and Description	FY 2022	FY 2023	FY 2024
4449	OTHER FEES	2,594.2	2,600.0	2,600.0
4631	TREASURERS INTEREST INCOME	5.9	5.8	5.8
<b>Fund Total:</b>		2,600.1	2,605.8	2,605.8

STATE OF ARIZONA  
BASE BUDGET JUSTIFICATION  
Fiscal Year 2023

**AGENCY:** Arizona Department of Environmental Quality  
**PROGRAM NAME:** Waste Program  
**FUND AND NUMBER:** Recycling Fund (2289)

---

**REVENUES**

**\$2,605,781**

The Recycling Fund (A.R.S. § 49-837) revenue is primarily derived from a statutory Landfill Disposal Fee (A.R.S. § 49-836)

**#4449 Other Fees**

**\$2,600,000**

A statutorily set landfill disposal fee is imposed for non-compacted solid waste received at landfills regulated by ADEQ (A.R.S. § 49-836).

**#4631 Treasurer's Interest Income**

**\$5,781**

The State Treasurer invests and divests monies in the fund as provided by A.R.S. § 35-313. Interest earned on these investments is credited to the fund.

**Methodology Used In Projections**

Revenue projections were based on historical trend analysis.

## Revenue Schedule

**Agency:** Department of Environmental Quality

**Fund:** EV2308 Monitoring Assistance Fund

AFIS Code	Category of Receipt and Description	FY 2022	FY 2023	FY 2024
4449	OTHER FEES	678.3	948.8	948.8
4631	TREASURERS INTEREST INCOME	1.6	1.6	1.6
<b>Fund Total:</b>		679.9	950.4	950.4

STATE OF ARIZONA  
BASE BUDGET JUSTIFICATION  
Fiscal Year 2023

**AGENCY:** Arizona Department of Environmental Quality  
**PROGRAM NAME:** Water Quality Program  
**FUND AND NUMBER:** Centralized Monitoring Fee Fund (2308)

---

**REVENUES** **\$950,367**

**#4449 Other Fees** **\$948,767**

Revenue is derived from fees received from public water systems for the collection, transportation and analysis of water samples. Under A.R.S. §49-360G, water systems with 10,000 or fewer customers are required to participate in this program, which was implemented to bring small public water systems in Arizona into compliance with the monitoring and reporting requirements of the federal Safe Drinking Water Act. Eighty-five percent of the revenue received is used to contract with environmental laboratories that are licensed in Arizona to analyze the samples. A maximum of fifteen percent of the fees are utilized for administrative expenditures relating to this fund. If the fund has a surplus after execution of the previous year's contract, any surplus in excess of two hundred thousand dollars in any year is refunded to the public water systems in the following year, proportionate to the system's payment.

MAP fees established in AAC R-18-4-304: The Department shall assess, and a public water system participating in the monitoring assistance program shall pay an annual fee of \$250 and a unit fee of \$2.27 per meter or service connection.

**#4631 Treasurer's Interest Income** **\$1,600**

The State Treasurer invests and divests monies in the fund as provided by A.R.S. § 35-313. Interest earned on these investments is credited to the fund.

**Methodology Used In Projections**

The revenue projections are based on historical revenues received and service connection counts. The number of public water systems in the Centralized Monitoring Fee Fund program has remained steady over the past several years. Revenues are adjusted to reflect any refunds.

## Revenue Schedule

<b>Agency:</b>	Department of Environmental Quality
<b>Fund:</b>	<b>EV2328 Permit Administration Fund</b>

AFIS Code	Category of Receipt and Description	FY 2022	FY 2023	FY 2024
4439	OTHER PERMITS	2,582.3	2,523.1	2,523.1
4449	OTHER FEES	3,059.8	2,878.7	2,878.7
4631	TREASURERS INTEREST INCOME	15.6	9.7	9.7
<b>Fund Total:</b>		5,657.7	5,411.5	5,411.5



STATE OF ARIZONA  
BASE BUDGET JUSTIFICATION  
Fiscal Year 2023

**AGENCY:** Arizona Department of Environmental Quality  
**PROGRAM NAME:** Air Quality Program  
**FUND AND NUMBER:** Permit Administration Fund (2328)

---

**REVENUES** **\$5,411,545**

Air Permit Administration Fund revenue is derived from fees collected for the direct and indirect costs required to develop and administer the permit program requirements of Title V of the Clean Air Act.

**#4439 Other Permits** **\$2,523,145**

Title V and Non-Title V recoverable permitting fees are mandated by state legislation and regulations for Title V and Non-Title V sources. The costs for time spent preparing and modifying air quality permits and supporting documentation are recoverable.

**#4449 Other Fees** **\$2,878,700**

Title V and Non-Title V recoverable annual fees include fees for activities related directly to the state operating permit program supporting Title V of the Clean Air Act. Costs are recovered through annual administrative, inspection and emission fees charged to permitted sources.

**#4631 Treasurer's Interest Income** **\$9,700**

The State Treasurer invests and divests monies in the fund as provided by A.R.S. §35-313. Interest earned on these investments is credited to the fund.

**Methodology Used In Projections**

The revenue monies come from the Air Permit Program and are based on historical annual billings for administrative fees, emission tonnage fees and processing fees.

## Revenue Schedule

**Agency:** Department of Environmental Quality

**Fund:** EV2365 Voluntary Vehicle Repair & Retrofit Program Fund

AFIS Code	Category of Receipt and Description	FY 2022	FY 2023	FY 2024
4449	OTHER FEES	1,368.1	1,368.1	1,368.1
<b>Fund Total:</b>		1,368.1	1,368.1	1,368.1

STATE OF ARIZONA  
BASE BUDGET JUSTIFICATION  
Fiscal Year 2023

**AGENCY:** Arizona Department of Environmental Quality

**PROGRAM NAME:** Air Quality Program

**FUND AND NUMBER:** Voluntary Vehicle Repair & Retrofit Program Fund (2365)

---

**REVENUES**

**\$1,368,076**

**#4449 Other Fees**

**\$1,368,076**

Every person who is required to register a diesel powered motor vehicle in this state with a declared gross weight as defined in A.R.S. §28-5431 of more than eight thousand five hundred pounds and every person who is subject to an apportioned fee for diesel powered motor vehicles collected pursuant to title 28, chapter 7, articles 7 and 8 shall pay an additional apportioned diesel fee of ten dollars (A.R.S. §49-551(A)).

**Methodology Used In Projections**

Revenue estimates are based on historical deposits and a growth rate of 7%

## Revenue Schedule

<b>Agency:</b>	Department of Environmental Quality
<b>Fund:</b>	<b>EV2449 Employee Recognition Fund</b>

AFIS Code	Category of Receipt and Description	FY 2022	FY 2023	FY 2024
4611	UNRESTRICTED DONATIONS	1.1	1.0	1.0
4631	TREASURERS INTEREST INCOME	0.0	0.0	0.0
<b>Fund Total:</b>		1.1	1.0	1.0

## Revenue Schedule

<b>Agency:</b>	Department of Environmental Quality
<b>Fund:</b>	EV2500 IGA and ISA Fund

AFIS Code	Category of Receipt and Description	FY 2022	FY 2023	FY 2024
4211	FEDERAL GRANTS	2,303.0	1,675.1	1,675.1
4339	OTHER FEES AND CHARGES FOR SERVICES	249.6	507.1	507.1
4519	OTHER FINES OR FORFEITURES OR PENALTIES	110.0	0.0	0.0
4901	OPERATING TRANSFERS IN	3,443.2	100.0	100.0
<b>Fund Total:</b>		6,105.8	2,282.2	2,282.2

STATE OF ARIZONA  
BASE BUDGET JUSTIFICATION  
Fiscal Year 2023

**AGENCY:** Arizona Department of Environmental Quality  
**PROGRAM NAME:** Arizona Department of Environmental Quality  
**FUND AND NUMBER:** IGA and ISA Fund (2500)

---

**REVENUES** **\$2,282,200**

**#4211 Environmental Services Agreement** **\$1,675,100**  
Revenues awarded through an Environmental Service Agreement between ADEQ and the United States Air Force Civil Engineer Center to provide funding for the control of potential PFOS and PFOA impacts to drinking water.

**#4339 Western States Project** **\$507,100**  
Western States Project (WSP) revenues are derived from membership dues, registration fees, and settlement funds directed to the Project from member states.

**#4901 Arizona Water Protection Fund** **\$100,000**  
Revenues awarded through an Intergovernmental Service Agreement between ADEQ and the Arizona Water Protection Fund Commission (AWPF). This funding is for the rehabilitation and improvement of 120 unpermitted social trails along an approximate 12 mile stretch of Oak Creek.

**Methodology used in projections**  
Projections for revenues are based on individual ADEQ agreements with WIFA, AANG, and ADOA, and on WSP historical revenue data.

## Revenue Schedule

<b>Agency:</b>	Department of Environmental Quality
<b>Fund:</b>	<b>EV2563 Institutional &amp; Engineering Control Fund</b>

AFIS Code	Category of Receipt and Description	FY 2022	FY 2023	FY 2024
4449	OTHER FEES	26.0	26.0	26.0
4631	TREASURERS INTEREST INCOME	0.3	0.3	0.3
<b>Fund Total:</b>		26.3	26.3	26.3

## Revenue Schedule

<b>Agency:</b>	Department of Environmental Quality
<b>Fund:</b>	<b>EV2564 Voluntary Remediation Fund</b>

AFIS Code	Category of Receipt and Description	FY 2022	FY 2023	FY 2024
4439	OTHER PERMITS	439.9	606.6	606.6
4631	TREASURERS INTEREST INCOME	2.0	1.9	1.9
<b>Fund Total:</b>		441.9	608.5	608.5



STATE OF ARIZONA  
BASE BUDGET JUSTIFICATION  
Fiscal Year 2023

**AGENCY:** Arizona Department of Environmental Quality

**PROGRAM NAME:** Waste Program

**FUND AND NUMBER:** Voluntary Remediation Fund (2564)

---

**REVENUES** **\$608,481**

**#4439 Other Permits** **\$606,600**

Fees and costs reimbursed to the department pursuant to A.R.S. § 49-179.

**#4631 Treasurer's Interest Income** **\$1,881**

The State Treasurer invests and divests monies in the fund as provided by A.R.S. § 35-313.

Interest earned on these investments is credited to the fund.

**Methodology Used In Projections**

Revenue projections were based on the assumption of maintaining a steady number of sites at the same rate.

## Revenue Schedule

**Agency:** Department of Environmental Quality

**Fund:** EV3031 Emergency Response Fund

AFIS Code	Category of Receipt and Description	FY 2022	FY 2023	FY 2024
4631	TREASURERS INTEREST INCOME	0.8	0.0	0.0
4699	MISCELLANEOUS RECEIPTS	66.1	65.6	65.6
4901	OPERATING TRANSFERS IN	74.4	82.7	82.7
<b>Fund Total:</b>		141.3	148.3	148.3

STATE OF ARIZONA  
BASE BUDGET JUSTIFICATION  
Fiscal Year 2023

**AGENCY:** Arizona Department of Environmental Quality  
**PROGRAM NAME:** Waste Program  
**FUND AND NUMBER:** Emergency Response Fund (3031)

---

**REVENUES**

**\$148,300**

**#4699 Miscellaneous Receipts**

**\$65,600**

A facility is subject to emergency planning requirements if a substance identified under section ARS § 26-346 is present at the facility in an amount at or in excess of the threshold planning quantity for that substance. ARS § 26-347

**#4901 Operating Transfers In**

**\$82,700**

ARS § 49-927 Section C. requires an annual transfer of ten percent of monies from the Hazardous Waste Management Fund established by section 49-837 to the Emergency Response Fund

**Methodology Used In Projections**

Revenue projections were based on historical trend analysis and the 10% transfer of Hazardous Waste Management Fund's available cash balance.

## Revenue Schedule

<b>Agency:</b>	Department of Environmental Quality
<b>Fund:</b>	EV3110 Solid Waste Fee Fund

AFIS Code	Category of Receipt and Description	FY 2022	FY 2023	FY 2024
4339	OTHER FEES AND CHARGES FOR SERVICES	307.2	358.0	358.0
4439	OTHER PERMITS	9.0	0.0	0.0
4449	OTHER FEES	804.9	921.1	921.1
4631	TREASURERS INTEREST INCOME	7.1	8.8	8.8
<b>Fund Total:</b>		1,128.2	1,287.9	1,287.9

STATE OF ARIZONA  
BASE BUDGET JUSTIFICATION  
Fiscal Year 2023

**AGENCY:** Arizona Department of Environmental Quality

**PROGRAM NAME:** Waste Program

**FUND AND NUMBER:** Solid Waste Fee Fund (3110)

**REVENUES**

**\$1,287,900**

**#4339 Other Fees & Charges for Services**

**\$358,000**

Included in this category are the following: 1. Expedited Permits (A.R.S. § 49-762.03, subsection G). To date this process has not been used. 2. Special Waste Management Fee (A.R.S. § 49-857) which is charged for those solid wastes that require special handling and management to protect public health or the environment. 3. Solid Waste Plan Review Fee (A.R.S. § 49-762.03 subsection F).

**#4449 Other Fees**

**\$921,100**

Included in this category are the following: 1. Landfill Registration Fees (A.R.S. § 49-747). 2. Waste Tire Fees (A.R.S. § 44-1302).

**#4631 Treasurer's Interest Income**

**\$8,800**

The State Treasurer invests and divests monies in the fund as provided by A.R.S. § 35-313. Interest earned on these investments is credited to the fund.

**Methodology Used In Projections**

Revenue projections were based on historical trend analysis

## Revenue Schedule

<b>Agency:</b>	Department of Environmental Quality
<b>Fund:</b>	EV4100 Water Quality Fee Fund

AFIS Code	Category of Receipt and Description	FY 2022	FY 2023	FY 2024
4339	OTHER FEES AND CHARGES FOR SERVICES	24.2	11.9	11.9
4415	OCCUPATIONAL AND PROFESSIONAL LICENSES	538.5	500.0	500.0
4439	OTHER PERMITS	4,407.4	3,845.0	4,242.0
4449	OTHER FEES	2,720.1	2,500.0	2,500.0
4519	OTHER FINES OR FORFEITURES OR PENALTIES	68.0	0.0	0.0
4631	TREASURERS INTEREST INCOME	18.7	11.0	11.0
4901	OPERATING TRANSFERS IN	0.0	6,400.0	0.0
<b>Fund Total:</b>		7,776.9	13,267.9	7,264.9

STATE OF ARIZONA  
BASE BUDGET JUSTIFICATION  
Fiscal Year 2023

**AGENCY:** Arizona Department of Environmental Quality  
**PROGRAM NAME:** Water Quality Program  
**FUND AND NUMBER:** Water Quality Fee Fund (4100)

---

**REVENUES** **\$13,267,860**

**#4339 Other Fees & Charges for Services** **\$11,840**

Included in this category are the Aquifer Protection Permit (APP) Solid Waste Plan Review Fee (A.R.S. § 49-203, 241, 242), and the Pesticide General Permit (PGP) Areawide (A.R.S. § 49-255.01).

**#4400 Other Permits and Other Fees** **\$6,845,020**

Revenues consist of monies appropriated by the legislature and fees received from technical reviews of permit applications for Aquifer Protection Permits (APP), Reclaimed Water permits and Arizona Pollutant Discharge Elimination System (AZPDES) permits, annual fees for APP and AZPDES permits, operator certification fees, fees for engineering review of drinking water facilities, onsite wastewater systems and sewage collection systems, and drywell registration fees. This fund was established by A.R.S. § 49-210.

**#4631 Treasurer's Interest Income** **\$11,000**

The State Treasurer invests and divests monies in the fund as provided by A.R.S. § 35-313. Interest earned on these investments is credited to the fund.

**#4901 Operating Transfer In** **\$6,400,000**

State of Arizona House of Representatives Fifty-Fifth Legislature Second Regular Session  
2022 Chapter 313 House Bill 2862, Section 33 Appropriates the transfer of \$6.4M from  
General Fund to Water Quality Fee Fund.

**Methodology Used In Projections**

The revenue projections are based historical revenues and adjustments for known economic and/or market conditions.

STATE OF ARIZONA  
BASE BUDGET JUSTIFICATION  
Fiscal Year 2024

**AGENCY:** Arizona Department of Environmental Quality  
**PROGRAM NAME:** Water Quality Program  
**FUND AND NUMBER:** Water Quality Fee Fund (4100)

---

**REVENUES**

**\$7,264,860**

**#4339 Other Fees & Charges for Services**

**\$11,840**

Included in this category are the Aquifer Protection Permit (APP) Solid Waste Plan Review Fee (A.R.S. § 49-203, 241, 242), and the Pesticide General Permit (PGP) Areawide (A.R.S. § 49-255.01).

**#4400 Other Permits and Other Fees**

**\$7,242,020**

Revenues consist of monies appropriated by the legislature and fees received from technical reviews of permit applications for Aquifer Protection Permits (APP), Reclaimed Water permits and Arizona Pollutant Discharge Elimination System (AZPDES) permits, annual fees for APP and AZPDES permits, operator certification fees, fees for engineering review of drinking water facilities, onsite wastewater systems and sewage collection systems, and drywell registration fees. This fund was established by A.R.S. § 49-210.

**#4631 Treasurer's Interest Income**

**\$11,000**

The State Treasurer invests and divests monies in the fund as provided by A.R.S. § 35-313. Interest earned on these investments is credited to the fund.

**Methodology Used In Projections**

The revenue projections are based historical revenues and adjustments for known economic and/or market conditions.



## Revenue Schedule

<b>Agency:</b>	Department of Environmental Quality
<b>Fund:</b>	EV4150 Safe Drinking Water Program Fund

AFIS Code	Category of Receipt and Description	FY 2022	FY 2023	FY 2024
4199	OTHER MISCELLANEOUS TAXES	1,800.0	1,800.0	1,800.0
4519	OTHER FINES OR FORFEITURES OR PENALTIES	0.2	0.0	0.0
4631	TREASURERS INTEREST INCOME	1.5	0.0	0.0
4911	FEDERAL TRANSFERS IN	3.5	0.0	0.0
<b>Fund Total:</b>		1,805.2	1,800.0	1,800.0

STATE OF ARIZONA  
BASE BUDGET JUSTIFICATION  
Fiscal Year 2023

**AGENCY:** Arizona Department of Environmental Quality  
**PROGRAM NAME:** Water Quality Program  
**FUND AND NUMBER:** Safe Drinking Water Fund (4150)

---

**REVENUES**

**\$1,800,000**

**#4199 Miscellaneous Taxes**

**\$1,800,000**

In addition to fees, federal monies, and other non-appropriated sources, prior to FY 2018, the Safe Drinking Water Program (SDWP) was funded from the Emissions Inspection Fund. Laws 2017, Chapter 308 modifies A.R.S. §42-5304 and requires ADOR to direct the first \$1,800,000 of Public Water System (PWS) tax revenue to the new appropriated Safe Drinking Water Program Fund in order to shift program funding to a more appropriate source. Prior to this change, all PWS monies were deposited into the Water Quality Assurance Revolving Fund. Pursuant to A.R.S. § 42-5302, the PWS tax (*\$.65 per 1,000 gallons*) is levied directly on the entities that operate public water systems.

**Methodology Used In Projections**

A.R.S. § 42-5304 requires the first \$1,800,000 of net revenue collected under this article be deposited into the Safe Drinking Water Program Fund.

## Revenue Schedule

<b>Agency:</b>	Department of Environmental Quality
<b>Fund:</b>	EV9000 Indirect Cost Recovery Fund

AFIS Code	Category of Receipt and Description	FY 2022	FY 2023	FY 2024
4339	OTHER FEES AND CHARGES FOR SERVICES	46.0	0.0	0.0
4372	PUBLICATIONS AND REPRODUCTIONS	7.5	53.0	53.0
4823	CURRENT YEAR REIMBURSEMENTS -REFUNDS	0.3	0.0	0.0
4901	OPERATING TRANSFERS IN	14,546.6	18,305.8	18,305.8
4902	INDIRECT COST TRANSFERS IN	30.0	30.0	30.0
4911	FEDERAL TRANSFERS IN	10.0	0.0	0.0
<b>Fund Total:</b>		14,640.4	18,388.8	18,388.8

STATE OF ARIZONA  
BASE BUDGET JUSTIFICATION  
Fiscal Year 2023

**AGENCY:** Arizona Department of Environmental Quality  
**PROGRAM NAME:** Support  
**FUND AND NUMBER:** Indirect Cost Recovery Fund (9000)

---

**REVENUES** **\$18,388,827**

**#4372 Reproductions** **\$53,040**

Copying fees for public records.

**#4901 Indirect Cost Collections** **\$18,305,787**

Indirect costs include administrative personnel support and overhead. Overhead can include telephone costs, rent, postage, copy services, telephone equipment, and DOA data center expenses.

The revenue in the Agency Revenue Report is composed of cash transferred from the Agency's federally funded accounts into the Indirect Cost Fund.

The portion of indirect costs paid by the Agency's other accounts is transferred the Indirect Cost Fund, not as revenue, so AFIS, and thus the OSPB do not state it as revenue.

**#4902 Indirect Cost Transfers In** **\$30,000**

Western States indirect collections per ISA.

**Methodology used in projections**

Projections for revenues are based upon estimated personnel costs and employee related expenses for the fiscal year.

## Sources and Uses of Funds

<b>Agency:</b>	Department of Environmental Quality
<b>Fund:</b>	EV2000 Federal Grants Fund

<b>Cash Flow Summary</b>	<b>Actual FY 2022</b>	<b>Estimate FY 2023</b>	<b>Estimate FY 2024</b>
Balance Forward from Prior Year	0.0	0.0	0.0
Revenue (From Revenue Schedule)	16,164.7	19,382.3	19,382.3
Total Available	16,164.7	19,382.3	19,382.3
Total Appropriated Disbursements	0.0	0.0	0.0
Total Non-Appropriated Disbursements	16,164.7	19,382.3	19,382.3
Balance Forward to Next Year	0.0	0.0	0.0

<b>Appropriated Expenditure</b>	<b>Actual FY 2022</b>	<b>Estimate FY 2023</b>	<b>Estimate FY 2024</b>
<b>Expenditure Categories</b>			
Personal Services	0.0	0.0	0.0
Employee Related Expenses	0.0	0.0	0.0
Prof. And Outside Services	0.0	0.0	0.0
Travel - In State	0.0	0.0	0.0
Travel - Out of State	0.0	0.0	0.0
Food	0.0	0.0	0.0
Aid to Organizations and Individuals	0.0	0.0	0.0
Other Operating Expenses	0.0	0.0	0.0
Equipment	0.0	0.0	0.0
Capital Outlay	0.0	0.0	0.0
Debt Service	0.0	0.0	0.0
Cost Allocation	0.0	0.0	0.0
Transfers	0.0	0.0	0.0
<b>Expenditure Categories Total:</b>	0.0	0.0	0.0
Non-Lapsing Authority from Prior Years	0.0	0.0	0.0
Administrative Adjustments	0.0	0.0	0.0
Capital Projects (Land, Buildings,Improvements)	0.0	0.0	0.0
Appropriated 27th Pay Roll	0.0	0.0	0.0
Legislative Fund Transfers	0.0	0.0	0.0
IT Project Transfers	0.0	0.0	0.0
<b>Appropriated Expenditure Total:</b>	0.0	0.0	0.0
<b>Appropriated FTE:</b>	0.0	0.0	0.0

<b>Non-Appropriated Expenditure</b>	<b>Actual FY 2022</b>	<b>Estimate FY 2023</b>	<b>Estimate FY 2024</b>
<b>Expenditure Categories</b>			
Personal Services	5,276.7	6,233.4	6,233.4
Employee Related Expenses	1,880.6	2,488.8	2,488.8
Prof. And Outside Services	2,939.8	4,639.8	4,639.8
Travel - In State	124.3	71.9	71.9
Travel - Out of State	9.9	32.6	32.6
Food	0.0	0.0	0.0
Aid to Organizations and Individuals	939.2	1,110.9	1,110.9
Other Operating Expenses	617.3	475.8	475.8
Equipment	101.7	313.1	313.1
Capital Outlay	0.0	0.0	0.0
Debt Service	0.0	0.0	0.0
Cost Allocation	3,220.8	3,904.9	3,904.9
Transfers	69.3	111.1	111.1
<b>Expenditure Categories Total:</b>	15,179.6	19,382.3	19,382.3
Cap Transfer due to Fund Balance	0.0	0.0	0.0
Residual Equity Transfer	985.1	0.0	0.0
Prior Commitments or Obligated Expenditures	0.0	0.0	0.0
Non Appropriated 27th Pay Roll	0.0	0.0	0.0
<b>Non-Appropriated Expenditure Total:</b>	16,164.7	19,382.3	19,382.3
<b>Non-Appropriated FTE:</b>	88.7	85.1	85.1

<b>Fund Description</b>	
-------------------------	--

OSPB: Revenue from federal grants to be used as specified in the grant.

## Sources and Uses of Funds

<b>Agency:</b>	Department of Environmental Quality
<b>Fund:</b>	EV2082 DEQ Emissions Inspection Fund

<b>Cash Flow Summary</b>	Actual FY 2022	Estimate FY 2023	Estimate FY 2024
Balance Forward from Prior Year	7,601.1	10,278.0	8,797.0
Revenue (From Revenue Schedule)	28,229.6	29,003.4	29,003.4
Total Available	35,830.7	39,281.4	37,800.4
Total Appropriated Disbursements	25,552.7	30,484.4	30,484.4
Total Non-Appropriated Disbursements	0.0	0.0	0.0
Balance Forward to Next Year	10,278.0	8,797.0	7,316.0

<b>Appropriated Expenditure</b>	Actual FY 2022	Estimate FY 2023	Estimate FY 2024
<b>Expenditure Categories</b>			
Personal Services	1,027.1	1,367.4	1,367.4
Employee Related Expenses	393.4	538.4	538.4
Prof. And Outside Services	21,571.5	26,633.1	26,633.1
Travel - In State	17.3	30.0	30.0
Travel - Out of State	1.5	11.8	11.8
Food	0.0	0.0	0.0
Aid to Organizations and Individuals	1,084.3	915.2	915.2
Other Operating Expenses	115.8	130.9	130.9
Equipment	0.0	0.0	0.0
Capital Outlay	0.0	0.0	0.0
Debt Service	0.0	0.0	0.0
Cost Allocation	639.2	857.6	857.6
Transfers	0.0	0.0	0.0
<b>Expenditure Categories Total:</b>	<b>24,850.1</b>	<b>30,484.4</b>	<b>30,484.4</b>
Non-Lapsing Authority from Prior Years	0.0	0.0	0.0
Administrative Adjustments	702.6	0.0	0.0
Capital Projects (Land, Buildings,Improvements)	0.0	0.0	0.0
Appropriated 27th Pay Roll	0.0	0.0	0.0
Legislative Fund Transfers	0.0	0.0	0.0
IT Project Transfers	0.0	0.0	0.0
<b>Appropriated Expenditure Total:</b>	<b>25,552.7</b>	<b>30,484.4</b>	<b>30,484.4</b>
<b>Appropriated FTE:</b>	<b>17.4</b>	<b>20.3</b>	<b>20.3</b>

<b>Non-Appropriated Expenditure</b>	Actual FY 2022	Estimate FY 2023	Estimate FY 2024
<b>Expenditure Categories</b>			
Personal Services	0.0	0.0	0.0
Employee Related Expenses	0.0	0.0	0.0
Prof. And Outside Services	0.0	0.0	0.0
Travel - In State	0.0	0.0	0.0
Travel - Out of State	0.0	0.0	0.0
Food	0.0	0.0	0.0
Aid to Organizations and Individuals	0.0	0.0	0.0
Other Operating Expenses	0.0	0.0	0.0
Equipment	0.0	0.0	0.0
Capital Outlay	0.0	0.0	0.0
Debt Service	0.0	0.0	0.0
Cost Allocation	0.0	0.0	0.0
Transfers	0.0	0.0	0.0
<b>Expenditure Categories Total:</b>	<b>0.0</b>	<b>0.0</b>	<b>0.0</b>
Cap Transfer due to Fund Balance	0.0	0.0	0.0
Residual Equity Transfer	0.0	0.0	0.0
Prior Commitments or Obligated Expenditures	0.0	0.0	0.0
Non Appropriated 27th Pay Roll	0.0	0.0	0.0
<b>Non-Appropriated Expenditure Total:</b>	<b>0.0</b>	<b>0.0</b>	<b>0.0</b>
<b>Non-Appropriated FTE:</b>	<b>0.0</b>	<b>0.0</b>	<b>0.0</b>

## Sources and Uses of Funds

**Agency:** Department of Environmental Quality

### Fund Description

OSPB: Revenue consists of vehicle registration fees, certificate issuance fees, and reimbursements from contractors. This fund supports the operations, testing, and administration of the vehicle inspections program.

## Sources and Uses of Funds

<b>Agency:</b>	Department of Environmental Quality
<b>Fund:</b>	EV2178 Hazardous Waste Management Fund

<b>Cash Flow Summary</b>	Actual FY 2022	Estimate FY 2023	Estimate FY 2024
Balance Forward from Prior Year	756.2	895.3	280.7
Revenue (From Revenue Schedule)	1,932.2	1,332.0	1,307.0
Total Available	2,688.4	2,227.3	1,587.7
Total Appropriated Disbursements	1,793.1	1,946.6	2,330.0
Total Non-Appropriated Disbursements	0.0	0.0	0.0
Balance Forward to Next Year	895.3	280.7	(742.3)

<b>Appropriated Expenditure</b>	Actual FY 2022	Estimate FY 2023	Estimate FY 2024
<b>Expenditure Categories</b>			
Personal Services	673.3	872.4	951.2
Employee Related Expenses	250.6	331.3	362.1
Prof. And Outside Services	157.7	280.8	484.2
Travel - In State	14.8	21.6	42.6
Travel - Out of State	0.0	5.0	5.0
Food	0.0	0.0	0.0
Aid to Organizations and Individuals	0.0	0.0	0.0
Other Operating Expenses	124.9	38.8	38.8
Equipment	0.0	0.0	0.0
Capital Outlay	0.0	0.0	0.0
Debt Service	0.0	0.0	0.0
Cost Allocation	415.6	396.7	446.1
Transfers	74.6	0.0	0.0
<b>Expenditure Categories Total:</b>	<b>1,711.5</b>	<b>1,946.6</b>	<b>2,330.0</b>
Non-Lapsing Authority from Prior Years	0.0	0.0	0.0
Administrative Adjustments	81.6	0.0	0.0
Capital Projects (Land, Buildings,Improvements)	0.0	0.0	0.0
Appropriated 27th Pay Roll	0.0	0.0	0.0
Legislative Fund Transfers	0.0	0.0	0.0
IT Project Transfers	0.0	0.0	0.0
<b>Appropriated Expenditure Total:</b>	<b>1,793.1</b>	<b>1,946.6</b>	<b>2,330.0</b>
<b>Appropriated FTE:</b>	<b>14.0</b>	<b>10.6</b>	<b>11.6</b>

<b>Non-Appropriated Expenditure</b>	Actual FY 2022	Estimate FY 2023	Estimate FY 2024
<b>Expenditure Categories</b>			
Personal Services	0.0	0.0	0.0
Employee Related Expenses	0.0	0.0	0.0
Prof. And Outside Services	0.0	0.0	0.0
Travel - In State	0.0	0.0	0.0
Travel - Out of State	0.0	0.0	0.0
Food	0.0	0.0	0.0
Aid to Organizations and Individuals	0.0	0.0	0.0
Other Operating Expenses	0.0	0.0	0.0
Equipment	0.0	0.0	0.0
Capital Outlay	0.0	0.0	0.0
Debt Service	0.0	0.0	0.0
Cost Allocation	0.0	0.0	0.0
Transfers	0.0	0.0	0.0
<b>Expenditure Categories Total:</b>	<b>0.0</b>	<b>0.0</b>	<b>0.0</b>
Cap Transfer due to Fund Balance	0.0	0.0	0.0
Residual Equity Transfer	0.0	0.0	0.0
Prior Commitments or Obligated Expenditures	0.0	0.0	0.0
Non Appropriated 27th Pay Roll	0.0	0.0	0.0
<b>Non-Appropriated Expenditure Total:</b>	<b>0.0</b>	<b>0.0</b>	<b>0.0</b>
<b>Non-Appropriated FTE:</b>	<b>0.0</b>	<b>0.0</b>	<b>0.0</b>



## Sources and Uses of Funds

Agency: Department of Environmental Quality

### Fund Description

OSPB: Revenues consist of fees from permit issuance, waste generation and disposal. This fund supports hazardous waste and pollution prevention program maintenance, compliance monitoring, investigation, and enforcement.

STATE OF ARIZONA  
SOURCE AND USES JUSTIFICATION  
Fiscal Year 2024

**AGENCY:** Arizona Department of Environmental Quality  
**PROGRAM NAME:** Waste Program  
**FUND AND NUMBER:** Hazardous Waste Management Fund (2178)

---

**SOURCE AND USES**

**Justification**

ADEQ will limit Hazardous Waste Management Fund expenses in FY 2024 to ensure no deficit balance occurs . ADEQ will place appropriation from FY24 budget in the Waste Program Division, Program/Sub-Program 3.2 'Other Operating' (7000) line item. This budget allocation is only intended to be released to core programs if sufficient revenue is available. Hazardous Waste Managment Fund is revenue challenged due to structural fee deficits and is undergoing initiatives to increase revenues via modified fee structures.

## Sources and Uses of Funds

<b>Agency:</b>	Department of Environmental Quality
<b>Fund:</b>	EV2221 Water Quality Assurance Revolving Fund

<b>Cash Flow Summary</b>	Actual FY 2022	Estimate FY 2023	Estimate FY 2024
Balance Forward from Prior Year	5,149.8	9,255.6	7,658.6
Revenue (From Revenue Schedule)	21,736.3	16,976.4	16,976.4
Total Available	26,886.1	26,232.0	24,635.0
Total Appropriated Disbursements	0.0	0.0	0.0
Total Non-Appropriated Disbursements	17,630.5	18,573.4	18,573.4
Balance Forward to Next Year	9,255.6	7,658.6	6,061.6

<b>Appropriated Expenditure</b>	Actual FY 2022	Estimate FY 2023	Estimate FY 2024
<b>Expenditure Categories</b>			
Personal Services	0.0	0.0	0.0
Employee Related Expenses	0.0	0.0	0.0
Prof. And Outside Services	0.0	0.0	0.0
Travel - In State	0.0	0.0	0.0
Travel - Out of State	0.0	0.0	0.0
Food	0.0	0.0	0.0
Aid to Organizations and Individuals	0.0	0.0	0.0
Other Operating Expenses	0.0	0.0	0.0
Equipment	0.0	0.0	0.0
Capital Outlay	0.0	0.0	0.0
Debt Service	0.0	0.0	0.0
Cost Allocation	0.0	0.0	0.0
Transfers	0.0	0.0	0.0
<b>Expenditure Categories Total:</b>	0.0	0.0	0.0
Non-Lapsing Authority from Prior Years	0.0	0.0	0.0
Administrative Adjustments	0.0	0.0	0.0
Capital Projects (Land, Buildings,Improvements)	0.0	0.0	0.0
Appropriated 27th Pay Roll	0.0	0.0	0.0
Legislative Fund Transfers	0.0	0.0	0.0
IT Project Transfers	0.0	0.0	0.0
<b>Appropriated Expenditure Total:</b>	0.0	0.0	0.0
<b>Appropriated FTE:</b>	0.0	0.0	0.0

<b>Non-Appropriated Expenditure</b>	Actual FY 2022	Estimate FY 2023	Estimate FY 2024
<b>Expenditure Categories</b>			
Personal Services	2,722.2	3,248.0	3,248.0
Employee Related Expenses	947.5	1,115.2	1,115.2
Prof. And Outside Services	10,191.4	11,976.8	11,976.8
Travel - In State	37.4	6.5	6.5
Travel - Out of State	1.8	5.0	5.0
Food	0.0	0.0	0.0
Aid to Organizations and Individuals	0.0	0.0	0.0
Other Operating Expenses	326.1	115.2	115.2
Equipment	179.3	3.2	3.2
Capital Outlay	0.0	0.0	0.0
Debt Service	0.0	0.0	0.0
Cost Allocation	1,620.4	1,963.5	1,963.5
Transfers	140.0	140.0	140.0
<b>Expenditure Categories Total:</b>	16,166.1	18,573.4	18,573.4
Cap Transfer due to Fund Balance	0.0	0.0	0.0
Residual Equity Transfer	1,464.4	0.0	0.0
Prior Commitments or Obligated Expenditures	0.0	0.0	0.0
Non Appropriated 27th Pay Roll	0.0	0.0	0.0
<b>Non-Appropriated Expenditure Total:</b>	17,630.5	18,573.4	18,573.4
<b>Non-Appropriated FTE:</b>	52.3	52.7	52.7

# Sources and Uses of Funds

**Agency:** Department of Environmental Quality

## Fund Description

OSPB: Primary revenues consist of annual transfers from corporate income tax, fees and penalties. This fund supports hazardous substance remedial investigations, feasibility studies, risk assessments, and identifying and pursuing responsible parties

## Sources and Uses of Funds

<b>Agency:</b>	Department of Environmental Quality
<b>Fund:</b>	EV2226 Air Quality Fund

<b>Cash Flow Summary</b>	<b>Actual FY 2022</b>	<b>Estimate FY 2023</b>	<b>Estimate FY 2024</b>
Balance Forward from Prior Year	4,766.7	9,603.8	11,450.8
Revenue (From Revenue Schedule)	9,733.9	7,677.9	7,677.9
Total Available	14,500.6	17,281.7	19,128.7
Total Appropriated Disbursements	4,896.8	5,830.9	6,398.0
Total Non-Appropriated Disbursements	0.0	0.0	0.0
Balance Forward to Next Year	9,603.8	11,450.8	12,730.7

<b>Appropriated Expenditure</b>	<b>Actual FY 2022</b>	<b>Estimate FY 2023</b>	<b>Estimate FY 2024</b>
<b>Expenditure Categories</b>			
Personal Services	1,829.5	2,649.2	2,833.8
Employee Related Expenses	633.8	923.0	995.0
Prof. And Outside Services	169.4	347.4	542.4
Travel - In State	69.3	83.4	83.4
Travel - Out of State	1.9	13.6	13.6
Food	0.0	0.0	0.0
Aid to Organizations and Individuals	374.6	20.3	20.3
Other Operating Expenses	279.1	152.1	152.1
Equipment	20.3	34.5	34.5
Capital Outlay	0.0	0.0	0.0
Debt Service	0.0	0.0	0.0
Cost Allocation	1,108.4	1,607.4	1,722.9
Transfers	0.0	0.0	0.0
<b>Expenditure Categories Total:</b>	<b>4,486.3</b>	<b>5,830.9</b>	<b>6,398.0</b>
Non-Lapsing Authority from Prior Years	0.0	0.0	0.0
Administrative Adjustments	410.5	0.0	0.0
Capital Projects (Land, Buildings,Improvements)	0.0	0.0	0.0
Appropriated 27th Pay Roll	0.0	0.0	0.0
Legislative Fund Transfers	0.0	0.0	0.0
IT Project Transfers	0.0	0.0	0.0
<b>Appropriated Expenditure Total:</b>	<b>4,896.8</b>	<b>5,830.9</b>	<b>6,398.0</b>
<b>Appropriated FTE:</b>	<b>32.6</b>	<b>31.9</b>	<b>33.9</b>

<b>Non-Appropriated Expenditure</b>	<b>Actual FY 2022</b>	<b>Estimate FY 2023</b>	<b>Estimate FY 2024</b>
<b>Expenditure Categories</b>			
Personal Services	0.0	0.0	0.0
Employee Related Expenses	0.0	0.0	0.0
Prof. And Outside Services	0.0	0.0	0.0
Travel - In State	0.0	0.0	0.0
Travel - Out of State	0.0	0.0	0.0
Food	0.0	0.0	0.0
Aid to Organizations and Individuals	0.0	0.0	0.0
Other Operating Expenses	0.0	0.0	0.0
Equipment	0.0	0.0	0.0
Capital Outlay	0.0	0.0	0.0
Debt Service	0.0	0.0	0.0
Cost Allocation	0.0	0.0	0.0
Transfers	0.0	0.0	0.0
<b>Expenditure Categories Total:</b>	<b>0.0</b>	<b>0.0</b>	<b>0.0</b>
Cap Transfer due to Fund Balance	0.0	0.0	0.0
Residual Equity Transfer	0.0	0.0	0.0
Prior Commitments or Obligated Expenditures	0.0	0.0	0.0
Non Appropriated 27th Pay Roll	0.0	0.0	0.0
<b>Non-Appropriated Expenditure Total:</b>	<b>0.0</b>	<b>0.0</b>	<b>0.0</b>
<b>Non-Appropriated FTE:</b>	<b>0.0</b>	<b>0.0</b>	<b>0.0</b>

# Sources and Uses of Funds

**Agency:** Department of Environmental Quality

**Fund Description**

OSP: Revenues consist of fees collected from vehicle owners when registering a vehicle in the state. This fund is used for air quality research, experiments, and compliance, while monitoring and working to mitigate visible pollution.

## Sources and Uses of Funds

<b>Agency:</b>	Department of Environmental Quality
<b>Fund:</b>	EV2271 Underground Storage Tank Revolving

<b>Cash Flow Summary</b>	<b>Actual FY 2022</b>	<b>Estimate FY 2023</b>	<b>Estimate FY 2024</b>
Balance Forward from Prior Year	31,165.7	30,340.0	13,199.9
Revenue (From Revenue Schedule)	36,485.9	33,525.2	33,525.2
Total Available	67,651.6	63,865.2	46,725.1
Total Appropriated Disbursements	0.0	0.0	0.0
Total Non-Appropriated Disbursements	37,311.6	50,665.3	50,665.3
Balance Forward to Next Year	30,340.0	13,199.9	(3,940.2)

<b>Appropriated Expenditure</b>	<b>Actual FY 2022</b>	<b>Estimate FY 2023</b>	<b>Estimate FY 2024</b>
<b>Expenditure Categories</b>			
Personal Services	0.0	0.0	0.0
Employee Related Expenses	0.0	0.0	0.0
Prof. And Outside Services	0.0	0.0	0.0
Travel - In State	0.0	0.0	0.0
Travel - Out of State	0.0	0.0	0.0
Food	0.0	0.0	0.0
Aid to Organizations and Individuals	0.0	0.0	0.0
Other Operating Expenses	0.0	0.0	0.0
Equipment	0.0	0.0	0.0
Capital Outlay	0.0	0.0	0.0
Debt Service	0.0	0.0	0.0
Cost Allocation	0.0	0.0	0.0
Transfers	0.0	0.0	0.0
<b>Expenditure Categories Total:</b>	0.0	0.0	0.0
Non-Lapsing Authority from Prior Years	0.0	0.0	0.0
Administrative Adjustments	0.0	0.0	0.0
Capital Projects (Land, Buildings,Improvements)	0.0	0.0	0.0
Appropriated 27th Pay Roll	0.0	0.0	0.0
Legislative Fund Transfers	0.0	0.0	0.0
IT Project Transfers	0.0	0.0	0.0
<b>Appropriated Expenditure Total:</b>	0.0	0.0	0.0
<b>Appropriated FTE:</b>	0.0	0.0	0.0

<b>Non-Appropriated Expenditure</b>	<b>Actual FY 2022</b>	<b>Estimate FY 2023</b>	<b>Estimate FY 2024</b>
<b>Expenditure Categories</b>			
Personal Services	3,431.0	4,766.8	4,766.8
Employee Related Expenses	1,222.2	1,669.8	1,669.8
Prof. And Outside Services	8,000.8	11,863.4	11,863.4
Travel - In State	48.0	85.1	85.1
Travel - Out of State	1.0	1.0	1.0
Food	0.0	0.0	0.0
Aid to Organizations and Individuals	14,582.7	24,000.0	24,000.0
Other Operating Expenses	5,024.8	3,443.8	3,443.8
Equipment	561.1	392.0	392.0
Capital Outlay	0.0	0.0	0.0
Debt Service	0.0	0.0	0.0
Cost Allocation	2,410.4	4,441.4	4,441.4
Transfers	30.1	2.0	2.0
<b>Expenditure Categories Total:</b>	35,312.1	50,665.3	50,665.3
Cap Transfer due to Fund Balance	0.0	0.0	0.0
Residual Equity Transfer	1,999.5	0.0	0.0
Prior Commitments or Obligated Expenditures	0.0	0.0	0.0
Non Appropriated 27th Pay Roll	0.0	0.0	0.0
<b>Non-Appropriated Expenditure Total:</b>	37,311.6	50,665.3	50,665.3
<b>Non-Appropriated FTE:</b>	60.7	60.5	60.5

## Sources and Uses of Funds

Agency: Department of Environmental Quality

### Fund Description

OSPB: Revenue consists of a portion of the excise tax on regulated petroleum products. This fund supports corrective and non corrective actions, fund administration, loans, and UST grant program administration.



STATE OF ARIZONA  
SOURCE AND USES JUSTIFICATION  
Fiscal Year **2024**

**AGENCY:** Arizona Department of Environmental Quality

**PROGRAM NAME:** Waste Program

**FUND AND NUMBER:** Underground Storage Tank Revolving Fund (2271)

---

## **SOURCES AND USES**

### **Justification**

The Underground Storage Tank Revolving Fund has seen an influx of Tank Site Improvement Program (TSIP) reimbursement requests, largely due to the timeframe restrictions set by A.R.S. 49-1071D.

In 2019, TSIP expenditures totalled \$2.3 million.

In 2020, TSIP expenditures totalled \$11.5 million.

In 2021, TSIP expenditures totalled \$23.6 million.

In 2022, TSIP expenditures totalled \$5.2 million.

In FY2023 ADEQ anticipates total TSIP expenditures to total \$12.5 million.

These planned expenditures occurred to implement and establish the TSIP program. FY2024 and forward the program will limit the availability of the program to align with revenues and cash balances.

ADEQ will limit UST Revolving Tank Fund expenses in FY2024 and forward to ensure no deficit balance occurs via internal budget controls and monthly expense reporting reviews.

## Sources and Uses of Funds

<b>Agency:</b>	Department of Environmental Quality
<b>Fund:</b>	EV2289 Recycling Fund

<b>Cash Flow Summary</b>	<b>Actual FY 2022</b>	<b>Estimate FY 2023</b>	<b>Estimate FY 2024</b>
Balance Forward from Prior Year	935.0	2,070.5	2,153.9
Revenue (From Revenue Schedule)	2,600.1	2,605.8	2,605.8
Total Available	3,535.1	4,676.3	4,759.7
Total Appropriated Disbursements	1,464.6	2,522.4	2,522.4
Total Non-Appropriated Disbursements	0.0	0.0	0.0
Balance Forward to Next Year	2,070.5	2,153.9	2,237.3

<b>Appropriated Expenditure</b>	<b>Actual FY 2022</b>	<b>Estimate FY 2023</b>	<b>Estimate FY 2024</b>
<b>Expenditure Categories</b>			
Personal Services	576.3	731.7	731.7
Employee Related Expenses	225.1	286.8	286.8
Prof. And Outside Services	205.4	34.8	34.8
Travel - In State	0.0	0.0	0.0
Travel - Out of State	0.4	0.0	0.0
Food	0.0	0.0	0.0
Aid to Organizations and Individuals	0.0	1,000.0	1,000.0
Other Operating Expenses	96.7	10.7	10.7
Equipment	0.0	0.0	0.0
Capital Outlay	0.0	0.0	0.0
Debt Service	0.0	0.0	0.0
Cost Allocation	360.6	458.4	458.4
Transfers	0.0	0.0	0.0
<b>Expenditure Categories Total:</b>	<b>1,464.5</b>	<b>2,522.4</b>	<b>2,522.4</b>
Non-Lapsing Authority from Prior Years	0.0	0.0	0.0
Administrative Adjustments	0.1	0.0	0.0
Capital Projects (Land, Buildings,Improvements)	0.0	0.0	0.0
Appropriated 27th Pay Roll	0.0	0.0	0.0
Legislative Fund Transfers	0.0	0.0	0.0
IT Project Transfers	0.0	0.0	0.0
<b>Appropriated Expenditure Total:</b>	<b>1,464.6</b>	<b>2,522.4</b>	<b>2,522.4</b>
<b>Appropriated FTE:</b>	<b>10.7</b>	<b>8.5</b>	<b>8.5</b>

<b>Non-Appropriated Expenditure</b>	<b>Actual FY 2022</b>	<b>Estimate FY 2023</b>	<b>Estimate FY 2024</b>
<b>Expenditure Categories</b>			
Personal Services	0.0	0.0	0.0
Employee Related Expenses	0.0	0.0	0.0
Prof. And Outside Services	0.0	0.0	0.0
Travel - In State	0.0	0.0	0.0
Travel - Out of State	0.0	0.0	0.0
Food	0.0	0.0	0.0
Aid to Organizations and Individuals	0.0	0.0	0.0
Other Operating Expenses	0.0	0.0	0.0
Equipment	0.0	0.0	0.0
Capital Outlay	0.0	0.0	0.0
Debt Service	0.0	0.0	0.0
Cost Allocation	0.0	0.0	0.0
Transfers	0.0	0.0	0.0
<b>Expenditure Categories Total:</b>	<b>0.0</b>	<b>0.0</b>	<b>0.0</b>
Cap Transfer due to Fund Balance	0.0	0.0	0.0
Residual Equity Transfer	0.0	0.0	0.0
Prior Commitments or Obligated Expenditures	0.0	0.0	0.0
Non Appropriated 27th Pay Roll	0.0	0.0	0.0
<b>Non-Appropriated Expenditure Total:</b>	<b>0.0</b>	<b>0.0</b>	<b>0.0</b>
<b>Non-Appropriated FTE:</b>	<b>0.0</b>	<b>0.0</b>	<b>0.0</b>

## Sources and Uses of Funds

Agency: Department of Environmental Quality

### Fund Description

OSPB: Revenues consist of landfill and disposal fees. This fund provides grants and contracts for litter control, recycling and source reduction. As well as supports research, source reduction studies and implementation of recommendations regarding recycling

## Sources and Uses of Funds

<b>Agency:</b>	Department of Environmental Quality
<b>Fund:</b>	EV2308 Monitoring Assistance Fund

<b>Cash Flow Summary</b>	Actual FY 2022	Estimate FY 2023	Estimate FY 2024
Balance Forward from Prior Year	509.2	446.0	560.2
Revenue (From Revenue Schedule)	679.9	950.4	950.4
Total Available	1,189.1	1,396.4	1,510.6
Total Appropriated Disbursements	0.0	0.0	0.0
Total Non-Appropriated Disbursements	743.1	836.2	836.2
Balance Forward to Next Year	446.0	560.2	674.4

<b>Appropriated Expenditure</b>	Actual FY 2022	Estimate FY 2023	Estimate FY 2024
<b>Expenditure Categories</b>			
Personal Services	0.0	0.0	0.0
Employee Related Expenses	0.0	0.0	0.0
Prof. And Outside Services	0.0	0.0	0.0
Travel - In State	0.0	0.0	0.0
Travel - Out of State	0.0	0.0	0.0
Food	0.0	0.0	0.0
Aid to Organizations and Individuals	0.0	0.0	0.0
Other Operating Expenses	0.0	0.0	0.0
Equipment	0.0	0.0	0.0
Capital Outlay	0.0	0.0	0.0
Debt Service	0.0	0.0	0.0
Cost Allocation	0.0	0.0	0.0
Transfers	0.0	0.0	0.0
<b>Expenditure Categories Total:</b>	0.0	0.0	0.0
Non-Lapsing Authority from Prior Years	0.0	0.0	0.0
Administrative Adjustments	0.0	0.0	0.0
Capital Projects (Land, Buildings,Improvements)	0.0	0.0	0.0
Appropriated 27th Pay Roll	0.0	0.0	0.0
Legislative Fund Transfers	0.0	0.0	0.0
IT Project Transfers	0.0	0.0	0.0
<b>Appropriated Expenditure Total:</b>	0.0	0.0	0.0
<b>Appropriated FTE:</b>	0.0	0.0	0.0

<b>Non-Appropriated Expenditure</b>	Actual FY 2022	Estimate FY 2023	Estimate FY 2024
<b>Expenditure Categories</b>			
Personal Services	50.7	75.2	75.2
Employee Related Expenses	18.9	28.7	28.7
Prof. And Outside Services	408.3	682.4	682.4
Travel - In State	0.0	0.0	0.0
Travel - Out of State	0.0	0.0	0.0
Food	0.0	0.0	0.0
Aid to Organizations and Individuals	0.0	0.0	0.0
Other Operating Expenses	5.4	3.1	3.1
Equipment	0.0	0.0	0.0
Capital Outlay	0.0	0.0	0.0
Debt Service	0.0	0.0	0.0
Cost Allocation	31.3	46.8	46.8
Transfers	0.0	0.0	0.0
<b>Expenditure Categories Total:</b>	514.6	836.2	836.2
Cap Transfer due to Fund Balance	0.0	0.0	0.0
Residual Equity Transfer	228.5	0.0	0.0
Prior Commitments or Obligated Expenditures	0.0	0.0	0.0
Non Appropriated 27th Pay Roll	0.0	0.0	0.0
<b>Non-Appropriated Expenditure Total:</b>	743.1	836.2	836.2
<b>Non-Appropriated FTE:</b>	0.7	0.8	0.8

## Sources and Uses of Funds

**Agency:** Department of Environmental Quality

### Fund Description

OSPB: Revenues in the fund consist of fees from public water systems for the collection, transportation, and analysis of water samples. This fund provides for monitoring of drinking water contaminants.

## Sources and Uses of Funds

<b>Agency:</b>	Department of Environmental Quality
<b>Fund:</b>	EV2328 Permit Administration Fund

<b>Cash Flow Summary</b>	<b>Actual FY 2022</b>	<b>Estimate FY 2023</b>	<b>Estimate FY 2024</b>
Balance Forward from Prior Year	2,787.4	3,951.3	2,077.2
Revenue (From Revenue Schedule)	5,657.7	5,411.5	5,411.5
Total Available	8,445.1	9,362.8	7,488.7
Total Appropriated Disbursements	4,493.8	7,285.6	7,285.6
Total Non-Appropriated Disbursements	0.0	0.0	0.0
Balance Forward to Next Year	3,951.3	2,077.2	203.1

<b>Appropriated Expenditure</b>	<b>Actual FY 2022</b>	<b>Estimate FY 2023</b>	<b>Estimate FY 2024</b>
<b>Expenditure Categories</b>			
Personal Services	1,956.3	2,519.3	2,519.3
Employee Related Expenses	681.4	894.1	894.1
Prof. And Outside Services	124.4	264.9	264.9
Travel - In State	94.3	123.1	123.1
Travel - Out of State	3.3	21.8	21.8
Food	0.0	0.0	0.0
Aid to Organizations and Individuals	0.0	0.0	0.0
Other Operating Expenses	328.9	1,905.2	1,905.2
Equipment	0.0	21.0	21.0
Capital Outlay	0.0	0.0	0.0
Debt Service	0.0	0.0	0.0
Cost Allocation	1,186.9	1,536.2	1,536.2
Transfers	0.0	0.0	0.0
<b>Expenditure Categories Total:</b>	<b>4,375.5</b>	<b>7,285.6</b>	<b>7,285.6</b>
Non-Lapsing Authority from Prior Years	0.0	0.0	0.0
Administrative Adjustments	118.3	0.0	0.0
Capital Projects (Land, Buildings,Improvements)	0.0	0.0	0.0
Appropriated 27th Pay Roll	0.0	0.0	0.0
Legislative Fund Transfers	0.0	0.0	0.0
IT Project Transfers	0.0	0.0	0.0
<b>Appropriated Expenditure Total:</b>	<b>4,493.8</b>	<b>7,285.6</b>	<b>7,285.6</b>
<b>Appropriated FTE:</b>	<b>36.4</b>	<b>33.1</b>	<b>33.1</b>

<b>Non-Appropriated Expenditure</b>	<b>Actual FY 2022</b>	<b>Estimate FY 2023</b>	<b>Estimate FY 2024</b>
<b>Expenditure Categories</b>			
Personal Services	0.0	0.0	0.0
Employee Related Expenses	0.0	0.0	0.0
Prof. And Outside Services	0.0	0.0	0.0
Travel - In State	0.0	0.0	0.0
Travel - Out of State	0.0	0.0	0.0
Food	0.0	0.0	0.0
Aid to Organizations and Individuals	0.0	0.0	0.0
Other Operating Expenses	0.0	0.0	0.0
Equipment	0.0	0.0	0.0
Capital Outlay	0.0	0.0	0.0
Debt Service	0.0	0.0	0.0
Cost Allocation	0.0	0.0	0.0
Transfers	0.0	0.0	0.0
<b>Expenditure Categories Total:</b>	<b>0.0</b>	<b>0.0</b>	<b>0.0</b>
Cap Transfer due to Fund Balance	0.0	0.0	0.0
Residual Equity Transfer	0.0	0.0	0.0
Prior Commitments or Obligated Expenditures	0.0	0.0	0.0
Non Appropriated 27th Pay Roll	0.0	0.0	0.0
<b>Non-Appropriated Expenditure Total:</b>	<b>0.0</b>	<b>0.0</b>	<b>0.0</b>
<b>Non-Appropriated FTE:</b>	<b>0.0</b>	<b>0.0</b>	<b>0.0</b>

## Sources and Uses of Funds

**Agency:** Department of Environmental Quality

**Fund Description**

OSPB: Revenues consist of air permit fees. This fund supports the implementation of air quality provisions related to inspection, permitting, and compliance in accordance with Title V of the Clean Air Act.

## Sources and Uses of Funds

<b>Agency:</b>	Department of Environmental Quality
<b>Fund:</b>	EV2365 Voluntary Vehicle Repair & Retrofit Program Fund

<b>Cash Flow Summary</b>	<b>Actual FY 2022</b>	<b>Estimate FY 2023</b>	<b>Estimate FY 2024</b>
Balance Forward from Prior Year	2,668.1	1,886.7	392.7
Revenue (From Revenue Schedule)	1,368.1	1,368.1	1,368.1
Total Available	4,036.2	3,254.8	1,760.8
Total Appropriated Disbursements	526.6	0.0	0.0
Total Non-Appropriated Disbursements	1,622.9	2,862.1	2,862.1
Balance Forward to Next Year	1,886.7	392.7	(1,101.3)

<b>Appropriated Expenditure</b>	<b>Actual FY 2022</b>	<b>Estimate FY 2023</b>	<b>Estimate FY 2024</b>
<b>Expenditure Categories</b>			
Personal Services	252.5	0.0	0.0
Employee Related Expenses	88.7	0.0	0.0
Prof. And Outside Services	31.9	0.0	0.0
Travel - In State	0.0	0.0	0.0
Travel - Out of State	0.0	0.0	0.0
Food	0.0	0.0	0.0
Aid to Organizations and Individuals	0.0	0.0	0.0
Other Operating Expenses	0.0	0.0	0.0
Equipment	0.0	0.0	0.0
Capital Outlay	0.0	0.0	0.0
Debt Service	0.0	0.0	0.0
Cost Allocation	153.5	0.0	0.0
Transfers	0.0	0.0	0.0
<b>Expenditure Categories Total:</b>	<b>526.6</b>	<b>0.0</b>	<b>0.0</b>
Non-Lapsing Authority from Prior Years	0.0	0.0	0.0
Administrative Adjustments	0.0	0.0	0.0
Capital Projects (Land, Buildings,Improvements)	0.0	0.0	0.0
Appropriated 27th Pay Roll	0.0	0.0	0.0
Legislative Fund Transfers	0.0	0.0	0.0
IT Project Transfers	0.0	0.0	0.0
<b>Appropriated Expenditure Total:</b>	<b>526.6</b>	<b>0.0</b>	<b>0.0</b>
<b>Appropriated FTE:</b>	<b>3.4</b>	<b>0.0</b>	<b>0.0</b>

<b>Non-Appropriated Expenditure</b>	<b>Actual FY 2022</b>	<b>Estimate FY 2023</b>	<b>Estimate FY 2024</b>
<b>Expenditure Categories</b>			
Personal Services	4.9	0.0	0.0
Employee Related Expenses	0.5	0.0	0.0
Prof. And Outside Services	1,535.5	2,862.1	2,862.1
Travel - In State	0.0	0.0	0.0
Travel - Out of State	0.0	0.0	0.0
Food	0.0	0.0	0.0
Aid to Organizations and Individuals	0.0	0.0	0.0
Other Operating Expenses	0.0	0.0	0.0
Equipment	0.0	0.0	0.0
Capital Outlay	0.0	0.0	0.0
Debt Service	0.0	0.0	0.0
Cost Allocation	2.4	0.0	0.0
Transfers	0.0	0.0	0.0
<b>Expenditure Categories Total:</b>	<b>1,543.3</b>	<b>2,862.1</b>	<b>2,862.1</b>
Cap Transfer due to Fund Balance	0.0	0.0	0.0
Residual Equity Transfer	79.6	0.0	0.0
Prior Commitments or Obligated Expenditures	0.0	0.0	0.0
Non Appropriated 27th Pay Roll	0.0	0.0	0.0
<b>Non-Appropriated Expenditure Total:</b>	<b>1,622.9</b>	<b>2,862.1</b>	<b>2,862.1</b>
<b>Non-Appropriated FTE:</b>	<b>0.0</b>	<b>0.0</b>	<b>0.0</b>



## Sources and Uses of Funds

Agency: Department of Environmental Quality

### Fund Description

OSPB: Revenues consist of registration fees for diesel vehicles. This fund supports the administration of voluntary vehicle repair and retrofit programs to provide quantifiable emissions reductions.

STATE OF ARIZONA  
SOURCE AND USES JUSTIFICATION  
Fiscal Year 2024

**AGENCY:** Arizona Department of Environmental Quality

**PROGRAM NAME:** Air Quality Program

**FUND AND NUMBER:** Voluntary Vehicle Remediation Program (2365)

---

**SOURCE AND USES**

**Justification**

ADEQ will limit Voluntary Vehicle Remediation Program (VVRP) expenses in FY 2024 to ensure no deficit balance occurs. VVRP is a non-appropriated fund, this budget allocation is only intended to be released to core programs if sufficient revenue is available.

## Sources and Uses of Funds

<b>Agency:</b>	Department of Environmental Quality
<b>Fund:</b>	EV2449 Employee Recognition Fund

<b>Cash Flow Summary</b>	Actual FY 2022	Estimate FY 2023	Estimate FY 2024
Balance Forward from Prior Year	1.4	1.2	1.2
Revenue (From Revenue Schedule)	1.1	1.0	1.0
Total Available	2.5	2.2	2.2
Total Appropriated Disbursements	0.0	0.0	0.0
Total Non-Appropriated Disbursements	1.3	1.0	1.0
Balance Forward to Next Year	1.2	1.2	1.2

<b>Appropriated Expenditure</b>	Actual FY 2022	Estimate FY 2023	Estimate FY 2024
<b>Expenditure Categories</b>			
Personal Services	0.0	0.0	0.0
Employee Related Expenses	0.0	0.0	0.0
Prof. And Outside Services	0.0	0.0	0.0
Travel - In State	0.0	0.0	0.0
Travel - Out of State	0.0	0.0	0.0
Food	0.0	0.0	0.0
Aid to Organizations and Individuals	0.0	0.0	0.0
Other Operating Expenses	0.0	0.0	0.0
Equipment	0.0	0.0	0.0
Capital Outlay	0.0	0.0	0.0
Debt Service	0.0	0.0	0.0
Cost Allocation	0.0	0.0	0.0
Transfers	0.0	0.0	0.0
<b>Expenditure Categories Total:</b>	<b>0.0</b>	<b>0.0</b>	<b>0.0</b>
Non-Lapsing Authority from Prior Years	0.0	0.0	0.0
Administrative Adjustments	0.0	0.0	0.0
Capital Projects (Land, Buildings,Improvements)	0.0	0.0	0.0
Appropriated 27th Pay Roll	0.0	0.0	0.0
Legislative Fund Transfers	0.0	0.0	0.0
IT Project Transfers	0.0	0.0	0.0
<b>Appropriated Expenditure Total:</b>	<b>0.0</b>	<b>0.0</b>	<b>0.0</b>
<b>Appropriated FTE:</b>	<b>0.0</b>	<b>0.0</b>	<b>0.0</b>

<b>Non-Appropriated Expenditure</b>	Actual FY 2022	Estimate FY 2023	Estimate FY 2024
<b>Expenditure Categories</b>			
Personal Services	0.0	0.0	0.0
Employee Related Expenses	0.0	0.0	0.0
Prof. And Outside Services	0.0	0.0	0.0
Travel - In State	0.0	0.0	0.0
Travel - Out of State	0.0	0.0	0.0
Food	0.0	0.0	0.0
Aid to Organizations and Individuals	0.0	0.0	0.0
Other Operating Expenses	1.3	1.0	1.0
Equipment	0.0	0.0	0.0
Capital Outlay	0.0	0.0	0.0
Debt Service	0.0	0.0	0.0
Cost Allocation	0.0	0.0	0.0
Transfers	0.0	0.0	0.0
<b>Expenditure Categories Total:</b>	<b>1.3</b>	<b>1.0</b>	<b>1.0</b>
Cap Transfer due to Fund Balance	0.0	0.0	0.0
Residual Equity Transfer	0.0	0.0	0.0
Prior Commitments or Obligated Expenditures	0.0	0.0	0.0
Non Appropriated 27th Pay Roll	0.0	0.0	0.0
<b>Non-Appropriated Expenditure Total:</b>	<b>1.3</b>	<b>1.0</b>	<b>1.0</b>
<b>Non-Appropriated FTE:</b>	<b>0.0</b>	<b>0.0</b>	<b>0.0</b>

## Sources and Uses of Funds

**Agency:** Department of Environmental Quality

**Fund Description**

OSP: This fund receives monies through gifts and donations from public and private entities and is used to conduct ADEQ's employee recognition program.

## Sources and Uses of Funds

<b>Agency:</b>	Department of Environmental Quality
<b>Fund:</b>	EV2500 IGA and ISA Fund

<b>Cash Flow Summary</b>	<b>Actual FY 2022</b>	<b>Estimate FY 2023</b>	<b>Estimate FY 2024</b>
Balance Forward from Prior Year	0.0	0.0	0.0
Revenue (From Revenue Schedule)	6,105.8	2,282.2	2,282.2
Total Available	6,105.8	2,282.2	2,282.2
Total Appropriated Disbursements	0.0	0.0	0.0
Total Non-Appropriated Disbursements	6,105.8	2,282.2	2,282.2
Balance Forward to Next Year	0.0	0.0	0.0

<b>Appropriated Expenditure</b>	<b>Actual FY 2022</b>	<b>Estimate FY 2023</b>	<b>Estimate FY 2024</b>
<b>Expenditure Categories</b>			
Personal Services	0.0	0.0	0.0
Employee Related Expenses	0.0	0.0	0.0
Prof. And Outside Services	0.0	0.0	0.0
Travel - In State	0.0	0.0	0.0
Travel - Out of State	0.0	0.0	0.0
Food	0.0	0.0	0.0
Aid to Organizations and Individuals	0.0	0.0	0.0
Other Operating Expenses	0.0	0.0	0.0
Equipment	0.0	0.0	0.0
Capital Outlay	0.0	0.0	0.0
Debt Service	0.0	0.0	0.0
Cost Allocation	0.0	0.0	0.0
Transfers	0.0	0.0	0.0
<b>Expenditure Categories Total:</b>	0.0	0.0	0.0
Non-Lapsing Authority from Prior Years	0.0	0.0	0.0
Administrative Adjustments	0.0	0.0	0.0
Capital Projects (Land, Buildings,Improvements)	0.0	0.0	0.0
Appropriated 27th Pay Roll	0.0	0.0	0.0
Legislative Fund Transfers	0.0	0.0	0.0
IT Project Transfers	0.0	0.0	0.0
<b>Appropriated Expenditure Total:</b>	0.0	0.0	0.0
<b>Appropriated FTE:</b>	0.0	0.0	0.0

<b>Non-Appropriated Expenditure</b>	<b>Actual FY 2022</b>	<b>Estimate FY 2023</b>	<b>Estimate FY 2024</b>
<b>Expenditure Categories</b>			
Personal Services	1,455.7	185.3	185.3
Employee Related Expenses	527.8	72.2	72.2
Prof. And Outside Services	2,737.8	1,941.1	1,941.1
Travel - In State	0.0	0.0	0.0
Travel - Out of State	0.6	40.0	40.0
Food	0.0	0.0	0.0
Aid to Organizations and Individuals	0.0	0.0	0.0
Other Operating Expenses	2.6	6.1	6.1
Equipment	559.4	7.5	7.5
Capital Outlay	0.0	0.0	0.0
Debt Service	0.0	0.0	0.0
Cost Allocation	791.9	0.0	0.0
Transfers	30.0	30.0	30.0
<b>Expenditure Categories Total:</b>	6,105.8	2,282.2	2,282.2
Cap Transfer due to Fund Balance	0.0	0.0	0.0
Residual Equity Transfer	0.0	0.0	0.0
Prior Commitments or Obligated Expenditures	0.0	0.0	0.0
Non Appropriated 27th Pay Roll	0.0	0.0	0.0
<b>Non-Appropriated Expenditure Total:</b>	6,105.8	2,282.2	2,282.2
<b>Non-Appropriated FTE:</b>	25.1	27.6	27.6

## Sources and Uses of Funds

Agency: Department of Environmental Quality

### Fund Description

OSPB: This fund was established for state agencies as a clearing account to properly account for, control, and report receipts and disbursements associated with intergovernmental and interagency service agreements, which are not reported in other funds.

## Sources and Uses of Funds

<b>Agency:</b>	Department of Environmental Quality
<b>Fund:</b>	EV2563 Institutional & Engineering Control Fund

<b>Cash Flow Summary</b>	<b>Actual FY 2022</b>	<b>Estimate FY 2023</b>	<b>Estimate FY 2024</b>
Balance Forward from Prior Year	87.8	86.2	75.1
Revenue (From Revenue Schedule)	26.3	26.3	26.3
Total Available	114.1	112.5	101.4
Total Appropriated Disbursements	0.0	0.0	0.0
Total Non-Appropriated Disbursements	27.9	37.4	37.4
Balance Forward to Next Year	86.2	75.1	64.0

<b>Appropriated Expenditure</b>	<b>Actual FY 2022</b>	<b>Estimate FY 2023</b>	<b>Estimate FY 2024</b>
<b>Expenditure Categories</b>			
Personal Services	0.0	0.0	0.0
Employee Related Expenses	0.0	0.0	0.0
Prof. And Outside Services	0.0	0.0	0.0
Travel - In State	0.0	0.0	0.0
Travel - Out of State	0.0	0.0	0.0
Food	0.0	0.0	0.0
Aid to Organizations and Individuals	0.0	0.0	0.0
Other Operating Expenses	0.0	0.0	0.0
Equipment	0.0	0.0	0.0
Capital Outlay	0.0	0.0	0.0
Debt Service	0.0	0.0	0.0
Cost Allocation	0.0	0.0	0.0
Transfers	0.0	0.0	0.0
<b>Expenditure Categories Total:</b>	<b>0.0</b>	<b>0.0</b>	<b>0.0</b>
Non-Lapsing Authority from Prior Years	0.0	0.0	0.0
Administrative Adjustments	0.0	0.0	0.0
Capital Projects (Land, Buildings,Improvements)	0.0	0.0	0.0
Appropriated 27th Pay Roll	0.0	0.0	0.0
Legislative Fund Transfers	0.0	0.0	0.0
IT Project Transfers	0.0	0.0	0.0
<b>Appropriated Expenditure Total:</b>	<b>0.0</b>	<b>0.0</b>	<b>0.0</b>
<b>Appropriated FTE:</b>	<b>0.0</b>	<b>0.0</b>	<b>0.0</b>

<b>Non-Appropriated Expenditure</b>	<b>Actual FY 2022</b>	<b>Estimate FY 2023</b>	<b>Estimate FY 2024</b>
<b>Expenditure Categories</b>			
Personal Services	14.0	18.7	18.7
Employee Related Expenses	5.3	7.1	7.1
Prof. And Outside Services	0.0	0.0	0.0
Travel - In State	0.0	0.0	0.0
Travel - Out of State	0.0	0.0	0.0
Food	0.0	0.0	0.0
Aid to Organizations and Individuals	0.0	0.0	0.0
Other Operating Expenses	0.0	0.0	0.0
Equipment	0.0	0.0	0.0
Capital Outlay	0.0	0.0	0.0
Debt Service	0.0	0.0	0.0
Cost Allocation	8.7	11.6	11.6
Transfers	0.0	0.0	0.0
<b>Expenditure Categories Total:</b>	<b>28.0</b>	<b>37.4</b>	<b>37.4</b>
Cap Transfer due to Fund Balance	0.0	0.0	0.0
Residual Equity Transfer	(0.1)	0.0	0.0
Prior Commitments or Obligated Expenditures	0.0	0.0	0.0
Non Appropriated 27th Pay Roll	0.0	0.0	0.0
<b>Non-Appropriated Expenditure Total:</b>	<b>27.9</b>	<b>37.4</b>	<b>37.4</b>
<b>Non-Appropriated FTE:</b>	<b>0.2</b>	<b>0.2</b>	<b>0.2</b>

## Sources and Uses of Funds

**Agency:** Department of Environmental Quality

### Fund Description

OSP: Revenues consist of recovered costs to restore engineering controls, fees, grants, and legislative appropriations. This fund supports the implementation, repair, and recovery of certain soil remediation standards.



## Sources and Uses of Funds

<b>Agency:</b>	Department of Environmental Quality
<b>Fund:</b>	EV2564 Voluntary Remediation Fund

<b>Cash Flow Summary</b>	Actual FY 2022	Estimate FY 2023	Estimate FY 2024
Balance Forward from Prior Year	527.0	361.9	355.0
Balance Forward from Prior Year	0.0	0.0	0.0
Revenue (From Revenue Schedule)	441.9	608.5	610.5
Total Available	968.9	970.4	965.5
Total Appropriated Disbursements	0.0	0.0	0.0
Total Non-Appropriated Disbursements	607.0	615.4	615.4
Balance Forward to Next Year	361.9	355.0	350.1

<b>Appropriated Expenditure</b>	Actual FY 2022	Estimate FY 2023	Estimate FY 2024
<b>Expenditure Categories</b>			
Personal Services	0.0	0.0	0.0
Employee Related Expenses	0.0	0.0	0.0
Prof. And Outside Services	0.0	0.0	0.0
Travel - In State	0.0	0.0	0.0
Travel - Out of State	0.0	0.0	0.0
Food	0.0	0.0	0.0
Aid to Organizations and Individuals	0.0	0.0	0.0
Other Operating Expenses	0.0	0.0	0.0
Equipment	0.0	0.0	0.0
Capital Outlay	0.0	0.0	0.0
Debt Service	0.0	0.0	0.0
Cost Allocation	0.0	0.0	0.0
Transfers	0.0	0.0	0.0
<b>Expenditure Categories Total:</b>	0.0	0.0	0.0
Non-Lapsing Authority from Prior Years	0.0	0.0	0.0
Administrative Adjustments	0.0	0.0	0.0
Capital Projects (Land, Buildings,Improvements)	0.0	0.0	0.0
Appropriated 27th Pay Roll	0.0	0.0	0.0
Legislative Fund Transfers	0.0	0.0	0.0
IT Project Transfers	0.0	0.0	0.0
<b>Appropriated Expenditure Total:</b>	0.0	0.0	0.0
<b>Appropriated FTE:</b>	0.0	0.0	0.0

<b>Non-Appropriated Expenditure</b>	Actual FY 2022	Estimate FY 2023	Estimate FY 2024
<b>Expenditure Categories</b>			
Personal Services	230.2	278.7	278.7
Employee Related Expenses	79.3	94.0	94.0
Prof. And Outside Services	149.4	75.0	75.0
Travel - In State	0.7	0.0	0.0
Travel - Out of State	0.0	0.0	0.0
Food	0.0	0.0	0.0
Aid to Organizations and Individuals	0.0	0.0	0.0
Other Operating Expenses	0.0	0.0	0.0
Equipment	0.0	0.0	0.0
Capital Outlay	0.0	0.0	0.0
Debt Service	0.0	0.0	0.0
Cost Allocation	139.3	167.7	167.7
Transfers	0.0	0.0	0.0
<b>Expenditure Categories Total:</b>	598.9	615.4	615.4
Cap Transfer due to Fund Balance	0.0	0.0	0.0
Residual Equity Transfer	8.1	0.0	0.0
Prior Commitments or Obligated Expenditures	0.0	0.0	0.0
Non Appropriated 27th Pay Roll	0.0	0.0	0.0
<b>Non-Appropriated Expenditure Total:</b>	607.0	615.4	615.4
<b>Non-Appropriated FTE:</b>	2.3	3.1	3.1

# Sources and Uses of Funds

**Agency:** Department of Environmental Quality

**Fund Description**

OSPB: Revenues in the fund consist of fees collected as reimbursement of costs to the department for activities allowed; gifts, grants, and legislative appropriations. Monies in the fund are used for the implementation of the Voluntary Remediation Program.

## Sources and Uses of Funds

<b>Agency:</b>	Department of Environmental Quality
<b>Fund:</b>	EV3006 Specific Site Judgment Fund

<b>Cash Flow Summary</b>	<b>Actual FY 2022</b>	<b>Estimate FY 2023</b>	<b>Estimate FY 2024</b>
Balance Forward from Prior Year	513.9	0.0	0.0
Balance Forward from Prior Year	0.0	513.9	513.7
Total Available	513.9	513.9	513.7
Total Appropriated Disbursements	0.0	0.0	0.0
Total Non-Appropriated Disbursements	0.0	0.2	0.2
Balance Forward to Next Year	513.9	513.7	513.5

<b>Appropriated Expenditure</b>	<b>Actual FY 2022</b>	<b>Estimate FY 2023</b>	<b>Estimate FY 2024</b>
<b>Expenditure Categories</b>			
Personal Services	0.0	0.0	0.0
Employee Related Expenses	0.0	0.0	0.0
Prof. And Outside Services	0.0	0.0	0.0
Travel - In State	0.0	0.0	0.0
Travel - Out of State	0.0	0.0	0.0
Food	0.0	0.0	0.0
Aid to Organizations and Individuals	0.0	0.0	0.0
Other Operating Expenses	0.0	0.0	0.0
Equipment	0.0	0.0	0.0
Capital Outlay	0.0	0.0	0.0
Debt Service	0.0	0.0	0.0
Cost Allocation	0.0	0.0	0.0
Transfers	0.0	0.0	0.0
<b>Expenditure Categories Total:</b>	0.0	0.0	0.0
Non-Lapsing Authority from Prior Years	0.0	0.0	0.0
Administrative Adjustments	0.0	0.0	0.0
Capital Projects (Land, Buildings,Improvements)	0.0	0.0	0.0
Appropriated 27th Pay Roll	0.0	0.0	0.0
Legislative Fund Transfers	0.0	0.0	0.0
IT Project Transfers	0.0	0.0	0.0
<b>Appropriated Expenditure Total:</b>	0.0	0.0	0.0
<b>Appropriated FTE:</b>	0.0	0.0	0.0

<b>Non-Appropriated Expenditure</b>	<b>Actual FY 2022</b>	<b>Estimate FY 2023</b>	<b>Estimate FY 2024</b>
<b>Expenditure Categories</b>			
Personal Services	0.0	0.0	0.0
Employee Related Expenses	0.0	0.0	0.0
Prof. And Outside Services	0.0	0.2	0.2
Travel - In State	0.0	0.0	0.0
Travel - Out of State	0.0	0.0	0.0
Food	0.0	0.0	0.0
Aid to Organizations and Individuals	0.0	0.0	0.0
Other Operating Expenses	0.0	0.0	0.0
Equipment	0.0	0.0	0.0
Capital Outlay	0.0	0.0	0.0
Debt Service	0.0	0.0	0.0
Cost Allocation	0.0	0.0	0.0
Transfers	0.0	0.0	0.0
<b>Expenditure Categories Total:</b>	0.0	0.2	0.2
Cap Transfer due to Fund Balance	0.0	0.0	0.0
Residual Equity Transfer	0.0	0.0	0.0
Prior Commitments or Obligated Expenditures	0.0	0.0	0.0
Non Appropriated 27th Pay Roll	0.0	0.0	0.0
<b>Non-Appropriated Expenditure Total:</b>	0.0	0.2	0.2
<b>Non-Appropriated FTE:</b>	0.0	0.0	0.0

## Sources and Uses of Funds

**Agency:** Department of Environmental Quality

**Fund Description**

OSPB: Monies in the fund consist of various legal judgments and court settlement agreements. The fund is used to implement the directives established in these legal judgments and court settlement agreements.

## Sources and Uses of Funds

<b>Agency:</b>	Department of Environmental Quality
<b>Fund:</b>	EV3031 Emergency Response Fund

<b>Cash Flow Summary</b>	<b>Actual FY 2022</b>	<b>Estimate FY 2023</b>	<b>Estimate FY 2024</b>
Balance Forward from Prior Year	922.0	975.7	595.7
Revenue (From Revenue Schedule)	141.3	148.3	148.3
Total Available	1,063.3	1,124.0	744.0
Total Appropriated Disbursements	87.6	528.3	528.3
Total Non-Appropriated Disbursements	0.0	0.0	0.0
Balance Forward to Next Year	975.7	595.7	215.7

<b>Appropriated Expenditure</b>	<b>Actual FY 2022</b>	<b>Estimate FY 2023</b>	<b>Estimate FY 2024</b>
<b>Expenditure Categories</b>			
Personal Services	0.0	0.0	0.0
Employee Related Expenses	0.0	0.0	0.0
Prof. And Outside Services	0.0	395.5	395.5
Travel - In State	0.0	0.0	0.0
Travel - Out of State	0.0	0.0	0.0
Food	0.0	0.0	0.0
Aid to Organizations and Individuals	87.6	132.8	132.8
Other Operating Expenses	0.0	0.0	0.0
Equipment	0.0	0.0	0.0
Capital Outlay	0.0	0.0	0.0
Debt Service	0.0	0.0	0.0
Cost Allocation	0.0	0.0	0.0
Transfers	0.0	0.0	0.0
<b>Expenditure Categories Total:</b>	<b>87.6</b>	<b>528.3</b>	<b>528.3</b>
Non-Lapsing Authority from Prior Years	0.0	0.0	0.0
Administrative Adjustments	0.0	0.0	0.0
Capital Projects (Land, Buildings,Improvements)	0.0	0.0	0.0
Appropriated 27th Pay Roll	0.0	0.0	0.0
Legislative Fund Transfers	0.0	0.0	0.0
IT Project Transfers	0.0	0.0	0.0
<b>Appropriated Expenditure Total:</b>	<b>87.6</b>	<b>528.3</b>	<b>528.3</b>
<b>Appropriated FTE:</b>	<b>0.0</b>	<b>0.0</b>	<b>0.0</b>

<b>Non-Appropriated Expenditure</b>	<b>Actual FY 2022</b>	<b>Estimate FY 2023</b>	<b>Estimate FY 2024</b>
<b>Expenditure Categories</b>			
Personal Services	0.0	0.0	0.0
Employee Related Expenses	0.0	0.0	0.0
Prof. And Outside Services	0.0	0.0	0.0
Travel - In State	0.0	0.0	0.0
Travel - Out of State	0.0	0.0	0.0
Food	0.0	0.0	0.0
Aid to Organizations and Individuals	0.0	0.0	0.0
Other Operating Expenses	0.0	0.0	0.0
Equipment	0.0	0.0	0.0
Capital Outlay	0.0	0.0	0.0
Debt Service	0.0	0.0	0.0
Cost Allocation	0.0	0.0	0.0
Transfers	0.0	0.0	0.0
<b>Expenditure Categories Total:</b>	<b>0.0</b>	<b>0.0</b>	<b>0.0</b>
Cap Transfer due to Fund Balance	0.0	0.0	0.0
Residual Equity Transfer	0.0	0.0	0.0
Prior Commitments or Obligated Expenditures	0.0	0.0	0.0
Non Appropriated 27th Pay Roll	0.0	0.0	0.0
<b>Non-Appropriated Expenditure Total:</b>	<b>0.0</b>	<b>0.0</b>	<b>0.0</b>
<b>Non-Appropriated FTE:</b>	<b>0.0</b>	<b>0.0</b>	<b>0.0</b>

# Sources and Uses of Funds

**Agency:** Department of Environmental Quality

**Fund Description**

OSPB: Revenues consist of fees assessed by the Arizona Department of Environmental Quality related to hazardous waste management. Funds are used to staff local emergency planning committees and to equip local fire departments, fire districts, and public safety

## Sources and Uses of Funds

<b>Agency:</b>	Department of Environmental Quality
<b>Fund:</b>	EV3110 Solid Waste Fee Fund

<b>Cash Flow Summary</b>	Actual FY 2022	Estimate FY 2023	Estimate FY 2024
Balance Forward from Prior Year	2,075.6	1,431.8	45.1
Revenue (From Revenue Schedule)	1,128.2	1,287.9	1,287.9
Total Available	3,203.8	2,719.7	1,333.0
Total Appropriated Disbursements	1,772.0	2,674.6	2,971.9
Total Non-Appropriated Disbursements	0.0	0.0	0.0
Balance Forward to Next Year	1,431.8	45.1	(1,638.9)

<b>Appropriated Expenditure</b>	Actual FY 2022	Estimate FY 2023	Estimate FY 2024
<b>Expenditure Categories</b>			
Personal Services	498.0	1,093.8	1,172.6
Employee Related Expenses	176.8	411.8	442.6
Prof. And Outside Services	75.2	228.6	335.4
Travel - In State	30.1	32.1	63.6
Travel - Out of State	0.0	5.0	5.0
Food	0.0	0.0	0.0
Aid to Organizations and Individuals	0.0	0.0	0.0
Other Operating Expenses	26.2	225.8	225.8
Equipment	0.0	0.0	0.0
Capital Outlay	0.0	0.0	0.0
Debt Service	0.0	0.0	0.0
Cost Allocation	303.6	677.5	726.9
Transfers	604.0	0.0	0.0
<b>Expenditure Categories Total:</b>	<b>1,713.9</b>	<b>2,674.6</b>	<b>2,971.9</b>
Non-Lapsing Authority from Prior Years	0.0	0.0	0.0
Administrative Adjustments	58.1	0.0	0.0
Capital Projects (Land, Buildings,Improvements)	0.0	0.0	0.0
Appropriated 27th Pay Roll	0.0	0.0	0.0
Legislative Fund Transfers	0.0	0.0	0.0
IT Project Transfers	0.0	0.0	0.0
<b>Appropriated Expenditure Total:</b>	<b>1,772.0</b>	<b>2,674.6</b>	<b>2,971.9</b>
<b>Appropriated FTE:</b>	<b>10.6</b>	<b>16.2</b>	<b>17.2</b>

<b>Non-Appropriated Expenditure</b>	Actual FY 2022	Estimate FY 2023	Estimate FY 2024
<b>Expenditure Categories</b>			
Personal Services	0.0	0.0	0.0
Employee Related Expenses	0.0	0.0	0.0
Prof. And Outside Services	0.0	0.0	0.0
Travel - In State	0.0	0.0	0.0
Travel - Out of State	0.0	0.0	0.0
Food	0.0	0.0	0.0
Aid to Organizations and Individuals	0.0	0.0	0.0
Other Operating Expenses	0.0	0.0	0.0
Equipment	0.0	0.0	0.0
Capital Outlay	0.0	0.0	0.0
Debt Service	0.0	0.0	0.0
Cost Allocation	0.0	0.0	0.0
Transfers	0.0	0.0	0.0
<b>Expenditure Categories Total:</b>	<b>0.0</b>	<b>0.0</b>	<b>0.0</b>
Cap Transfer due to Fund Balance	0.0	0.0	0.0
Residual Equity Transfer	0.0	0.0	0.0
Prior Commitments or Obligated Expenditures	0.0	0.0	0.0
Non Appropriated 27th Pay Roll	0.0	0.0	0.0
<b>Non-Appropriated Expenditure Total:</b>	<b>0.0</b>	<b>0.0</b>	<b>0.0</b>
<b>Non-Appropriated FTE:</b>	<b>0.0</b>	<b>0.0</b>	<b>0.0</b>

# Sources and Uses of Funds

**Agency:** Department of Environmental Quality

## Fund Description

OSP: Revenue consists primarily of Solid Waste fees and Landfill registrations. This fund supports development, implementation, compliance, and enforcement of rules regarding storage, processing, treatment and disposal of solid waste.



STATE OF ARIZONA  
SOURCE AND USES JUSTIFICATION  
Fiscal Year 2024

**AGENCY:** Arizona Department of Environmental Quality  
**PROGRAM NAME:** Waste Program  
**FUND AND NUMBER:** Solid Waste Fee Fund (3110)

---

**SOURCE AND USES**

**Justification**

ADEQ will limit Solid Waste Fee Fund expenses in FY 2024 to ensure no deficit balance occurs via internal budget controls and monthly expense reporting reviews. As needed, ADEQ will place appropriation from FY24 budget in the Waste Program Division, Program/Sub-Program 3.1 'Other Operating' (7000) line item. This budget allocation is only intended to be released to core programs if sufficient revenue is available. Solid Waste Fee Fund is revenue challenged due to structural fee deficits and is undergoing initiatives to increase revenues via modified fee structures.

## Sources and Uses of Funds

<b>Agency:</b>	Department of Environmental Quality
<b>Fund:</b>	EV4100 Water Quality Fee Fund

<b>Cash Flow Summary</b>	Actual FY 2022	Estimate FY 2023	Estimate FY 2024
Balance Forward from Prior Year	3,096.2	4,078.9	(1,001.4)
Revenue (From Revenue Schedule)	7,776.9	13,267.9	7,264.9
Total Available	10,873.1	17,346.8	6,263.5
Total Appropriated Disbursements	6,794.2	18,348.2	19,354.2
Total Non-Appropriated Disbursements	0.0	0.0	0.0
Balance Forward to Next Year	4,078.9	(1,001.4)	(13,090.7)

<b>Appropriated Expenditure</b>	Actual FY 2022	Estimate FY 2023	Estimate FY 2024
<b>Expenditure Categories</b>			
Personal Services	3,222.6	6,477.5	6,477.5
Employee Related Expenses	1,145.9	2,357.0	2,357.0
Prof. And Outside Services	1,708.1	4,134.2	4,954.2
Travel - In State	25.3	157.5	173.5
Travel - Out of State	0.2	25.0	25.0
Food	0.0	0.0	0.0
Aid to Organizations and Individuals	0.0	0.0	0.0
Other Operating Expenses	60.3	2,616.6	2,616.6
Equipment	(9.4)	5.0	95.0
Capital Outlay	0.0	0.0	0.0
Debt Service	0.0	0.0	0.0
Cost Allocation	1,649.5	2,575.4	2,575.4
Transfers	0.0	0.0	80.0
<b>Expenditure Categories Total:</b>	<b>7,802.5</b>	<b>18,348.2</b>	<b>19,354.2</b>
Non-Lapsing Authority from Prior Years	0.0	0.0	0.0
Administrative Adjustments	(1,008.3)	0.0	0.0
Capital Projects (Land, Buildings,Improvements)	0.0	0.0	0.0
Appropriated 27th Pay Roll	0.0	0.0	0.0
Legislative Fund Transfers	0.0	0.0	0.0
IT Project Transfers	0.0	0.0	0.0
<b>Appropriated Expenditure Total:</b>	<b>6,794.2</b>	<b>18,348.2</b>	<b>19,354.2</b>
<b>Appropriated FTE:</b>	<b>56.8</b>	<b>91.1</b>	<b>91.1</b>

<b>Non-Appropriated Expenditure</b>	Actual FY 2022	Estimate FY 2023	Estimate FY 2024
<b>Expenditure Categories</b>			
Personal Services	0.0	0.0	0.0
Employee Related Expenses	0.0	0.0	0.0
Prof. And Outside Services	0.0	0.0	0.0
Travel - In State	0.0	0.0	0.0
Travel - Out of State	0.0	0.0	0.0
Food	0.0	0.0	0.0
Aid to Organizations and Individuals	0.0	0.0	0.0
Other Operating Expenses	0.0	0.0	0.0
Equipment	0.0	0.0	0.0
Capital Outlay	0.0	0.0	0.0
Debt Service	0.0	0.0	0.0
Cost Allocation	0.0	0.0	0.0
Transfers	0.0	0.0	0.0
<b>Expenditure Categories Total:</b>	<b>0.0</b>	<b>0.0</b>	<b>0.0</b>
Cap Transfer due to Fund Balance	0.0	0.0	0.0
Residual Equity Transfer	0.0	0.0	0.0
Prior Commitments or Obligated Expenditures	0.0	0.0	0.0
Non Appropriated 27th Pay Roll	0.0	0.0	0.0
<b>Non-Appropriated Expenditure Total:</b>	<b>0.0</b>	<b>0.0</b>	<b>0.0</b>
<b>Non-Appropriated FTE:</b>	<b>0.0</b>	<b>0.0</b>	<b>0.0</b>

## Sources and Uses of Funds

**Agency:** Department of Environmental Quality

**Fund Description**

OSPB: Revenues consist of registration, review, and inspection fees as well as operation certifications. This fund supports monitoring, implementation, and administration of water quality programs.

STATE OF ARIZONA  
SOURCE AND USES JUSTIFICATION  
Fiscal Year 2023

**AGENCY:** Arizona Department of Environmental Quality  
**PROGRAM NAME:** Water Quality Program  
**FUND AND NUMBER:** Water Quality Fee Fund (4100)

---

**SOURCE AND USES**

**Justification**

ADEQ will limit Water Quality Fee Fund expenses in FY 2023 to ensure no deficit balance occurs. ADEQ will place appropriation from FY23 budget in the Water Quality Division, Program/Sub-Program 4.1 'Other Operating' (7000) line item. This budget allocation is only intended to be released to core programs if sufficient revenue is available. Water Quality Fee Fund is revenue challenged due to structural fee deficits and is undergoing initiatives to increase revenues via modified fee structures.

STATE OF ARIZONA  
SOURCE AND USES JUSTIFICATION  
Fiscal Year 2024

**AGENCY:** Arizona Department of Environmental Quality  
**PROGRAM NAME:** Water Quality Program  
**FUND AND NUMBER:** Water Quality Fee Fund (4100)

---

**SOURCE AND USES**

**Justification**

ADEQ will limit Water Quality Fee Fund expenses in FY 2024 to ensure no deficit balance occurs. ADEQ will place appropriation from FY24 budget in the Water Quality Division, Program/Sub-Program 4.1 'Other Operating' (7000) line item. This budget allocation is only intended to be released to core programs if sufficient revenue is available. Water Quality Fee Fund is revenue challenged due to structural fee deficits and is undergoing initiatives to increase revenues via modified fee structures.

## Sources and Uses of Funds

<b>Agency:</b>	Department of Environmental Quality
<b>Fund:</b>	EV4150 Safe Drinking Water Program Fund

<b>Cash Flow Summary</b>	<b>Actual FY 2022</b>	<b>Estimate FY 2023</b>	<b>Estimate FY 2024</b>
Balance Forward from Prior Year	930.9	698.8	500.3
Revenue (From Revenue Schedule)	1,805.2	1,800.0	1,800.0
Total Available	2,736.1	2,498.8	2,300.3
Total Appropriated Disbursements	2,037.3	1,998.5	1,998.5
Total Non-Appropriated Disbursements	0.0	0.0	0.0
Balance Forward to Next Year	698.8	500.3	301.8

<b>Appropriated Expenditure</b>	<b>Actual FY 2022</b>	<b>Estimate FY 2023</b>	<b>Estimate FY 2024</b>
<b>Expenditure Categories</b>			
Personal Services	822.4	794.7	794.7
Employee Related Expenses	297.2	288.8	288.8
Prof. And Outside Services	241.9	162.8	162.8
Travel - In State	19.3	32.6	32.6
Travel - Out of State	0.0	3.0	3.0
Food	0.0	0.0	0.0
Aid to Organizations and Individuals	0.0	0.0	0.0
Other Operating Expenses	107.6	228.9	228.9
Equipment	0.0	0.0	0.0
Capital Outlay	0.0	0.0	0.0
Debt Service	0.0	0.0	0.0
Cost Allocation	503.9	487.7	487.7
Transfers	0.2	0.0	0.0
<b>Expenditure Categories Total:</b>	<b>1,992.5</b>	<b>1,998.5</b>	<b>1,998.5</b>
Non-Lapsing Authority from Prior Years	0.0	0.0	0.0
Administrative Adjustments	44.8	0.0	0.0
Capital Projects (Land, Buildings,Improvements)	0.0	0.0	0.0
Appropriated 27th Pay Roll	0.0	0.0	0.0
Legislative Fund Transfers	0.0	0.0	0.0
IT Project Transfers	0.0	0.0	0.0
<b>Appropriated Expenditure Total:</b>	<b>2,037.3</b>	<b>1,998.5</b>	<b>1,998.5</b>
<b>Appropriated FTE:</b>	<b>14.9</b>	<b>10.8</b>	<b>10.8</b>

<b>Non-Appropriated Expenditure</b>	<b>Actual FY 2022</b>	<b>Estimate FY 2023</b>	<b>Estimate FY 2024</b>
<b>Expenditure Categories</b>			
Personal Services	0.0	0.0	0.0
Employee Related Expenses	0.0	0.0	0.0
Prof. And Outside Services	0.0	0.0	0.0
Travel - In State	0.0	0.0	0.0
Travel - Out of State	0.0	0.0	0.0
Food	0.0	0.0	0.0
Aid to Organizations and Individuals	0.0	0.0	0.0
Other Operating Expenses	0.0	0.0	0.0
Equipment	0.0	0.0	0.0
Capital Outlay	0.0	0.0	0.0
Debt Service	0.0	0.0	0.0
Cost Allocation	0.0	0.0	0.0
Transfers	0.0	0.0	0.0
<b>Expenditure Categories Total:</b>	<b>0.0</b>	<b>0.0</b>	<b>0.0</b>
Cap Transfer due to Fund Balance	0.0	0.0	0.0
Residual Equity Transfer	0.0	0.0	0.0
Prior Commitments or Obligated Expenditures	0.0	0.0	0.0
Non Appropriated 27th Pay Roll	0.0	0.0	0.0
<b>Non-Appropriated Expenditure Total:</b>	<b>0.0</b>	<b>0.0</b>	<b>0.0</b>
<b>Non-Appropriated FTE:</b>	<b>0.0</b>	<b>0.0</b>	<b>0.0</b>

## Sources and Uses of Funds

**Agency:** Department of Environmental Quality

**Fund Description**

OSPB: Revenues in the fund consist of fees received from tax on the business of operating a municipal water delivery system. The fund supports costs of programs for Potable Water Systems.

## Sources and Uses of Funds

<b>Agency:</b>	Department of Environmental Quality
<b>Fund:</b>	EV9000 Indirect Cost Recovery Fund

<b>Cash Flow Summary</b>	<b>Actual FY 2022</b>	<b>Estimate FY 2023</b>	<b>Estimate FY 2024</b>
Balance Forward from Prior Year	4,348.3	4,893.8	4,653.6
Revenue (From Revenue Schedule)	14,640.4	18,388.8	18,388.8
Total Available	18,988.7	23,282.6	23,042.4
Total Appropriated Disbursements	14,094.9	18,629.0	18,629.0
Total Non-Appropriated Disbursements	0.0	0.0	0.0
Balance Forward to Next Year	4,893.8	4,653.6	4,413.4

<b>Appropriated Expenditure</b>	<b>Actual FY 2022</b>	<b>Estimate FY 2023</b>	<b>Estimate FY 2024</b>
<b>Expenditure Categories</b>			
Personal Services	7,454.3	10,837.2	10,837.2
Employee Related Expenses	2,502.6	3,801.2	3,801.2
Prof. And Outside Services	813.9	982.2	982.2
Travel - In State	51.4	61.7	61.7
Travel - Out of State	8.7	19.8	19.8
Food	0.0	0.0	0.0
Aid to Organizations and Individuals	0.0	0.0	0.0
Other Operating Expenses	2,890.8	2,621.9	2,621.9
Equipment	13.2	21.5	21.5
Capital Outlay	0.0	0.0	0.0
Debt Service	0.0	0.0	0.0
Cost Allocation	0.0	0.0	0.0
Transfers	233.7	283.5	283.5
<b>Expenditure Categories Total:</b>	<b>13,968.6</b>	<b>18,629.0</b>	<b>18,629.0</b>
Non-Lapsing Authority from Prior Years	0.0	0.0	0.0
Administrative Adjustments	126.3	0.0	0.0
Capital Projects (Land, Buildings,Improvements)	0.0	0.0	0.0
Appropriated 27th Pay Roll	0.0	0.0	0.0
Legislative Fund Transfers	0.0	0.0	0.0
IT Project Transfers	0.0	0.0	0.0
<b>Appropriated Expenditure Total:</b>	<b>14,094.9</b>	<b>18,629.0</b>	<b>18,629.0</b>
<b>Appropriated FTE:</b>	<b>125.2</b>	<b>129.3</b>	<b>129.3</b>

<b>Non-Appropriated Expenditure</b>	<b>Actual FY 2022</b>	<b>Estimate FY 2023</b>	<b>Estimate FY 2024</b>
<b>Expenditure Categories</b>			
Personal Services	0.0	0.0	0.0
Employee Related Expenses	0.0	0.0	0.0
Prof. And Outside Services	0.0	0.0	0.0
Travel - In State	0.0	0.0	0.0
Travel - Out of State	0.0	0.0	0.0
Food	0.0	0.0	0.0
Aid to Organizations and Individuals	0.0	0.0	0.0
Other Operating Expenses	0.0	0.0	0.0
Equipment	0.0	0.0	0.0
Capital Outlay	0.0	0.0	0.0
Debt Service	0.0	0.0	0.0
Cost Allocation	0.0	0.0	0.0
Transfers	0.0	0.0	0.0
<b>Expenditure Categories Total:</b>	<b>0.0</b>	<b>0.0</b>	<b>0.0</b>
Cap Transfer due to Fund Balance	0.0	0.0	0.0
Residual Equity Transfer	0.0	0.0	0.0
Prior Commitments or Obligated Expenditures	0.0	0.0	0.0
Non Appropriated 27th Pay Roll	0.0	0.0	0.0
<b>Non-Appropriated Expenditure Total:</b>	<b>0.0</b>	<b>0.0</b>	<b>0.0</b>
<b>Non-Appropriated FTE:</b>	<b>0.0</b>	<b>0.0</b>	<b>0.0</b>



## Sources and Uses of Funds

**Agency:** Department of Environmental Quality

**Fund Description**

OSP: A clearing account used for the payment of administrative expenditures not directly attributable to any one program, but associated with federal grant monies and other non-appropriated funds.

## Funding Issues List

**Agency:** Department of Environmental Quality

FY 2024

Priority	Funding Issue Title	Total FTE	Total Amount	General Fund	Other Apro. Funds	Non-App Funds
1	Avoid Fed Action for Clean Air Act Non-Compliance	2.0	567.1	0.0	567.1	0.0
2	HWFF Ongoing Appropriation Increase HB2126 Revenue	1.0	383.4	0.0	383.4	0.0
3	Address Sunset Audit Findings by Solid Waste	1.0	297.3	0.0	297.3	0.0
4	Continue Restoration of 164 Contaminated Waters	0.0	1,006.0	0.0	1,006.0	0.0
5	FY24 Base Modification Budget FY23 Salary Increase	0.0	0.0	0.0	0.0	0.0
<b>Total:</b>		4.0	2,253.8	0.0	2,253.8	0.0
<b>Decision Package Total:</b>		4.0	2,253.8	0.0	2,253.8	0.0

## Funding Issue Detail

**Agency:** Department of Environmental Quality

**Issue:** 1 Avoid Fed Action for Clean Air Act Non-Compliance

<b>Program:</b> Air Improvement Planning	<b>Calculated ERE:</b>	\$62.10
<b>Fund:</b> EV2226-A Air Quality Fund (Appropriated)	<b>Uniform Allowance:</b>	\$0.00

Expenditure Categories	FY 2024
FTE	2.0
Personal Services	184.6
Employee Related Expenses	72.0
<b>Subtotal Personal Services and ERE:</b>	<b>256.6</b>
Professional & Outside Services	195.0
Travel In-State	0.0
Travel Out-of-State	0.0
Food	0.0
Aid to Organizations & Individuals	0.0
Other Operating Expenditures	0.0
Equipment	0.0
Capital Outlay	0.0
Debt Services	0.0
Cost Allocation	115.5
Transfers	0.0
<b>Program / Fund Total:</b>	<b>567.1</b>

**Issue:** 2 HWFF Ongoing Appropriation Increase HB2126 Revenue

<b>Program:</b> Hazardous Waste	<b>Calculated ERE:</b>	\$28.00
<b>Fund:</b> EV2178-A Hazardous Waste Management Fund (Appropriated)	<b>Uniform Allowance:</b>	\$0.00

Expenditure Categories	FY 2024
FTE	1.0
Personal Services	78.8
Employee Related Expenses	30.8
<b>Subtotal Personal Services and ERE:</b>	<b>109.6</b>
Professional & Outside Services	203.4
Travel In-State	21.0
Travel Out-of-State	0.0
Food	0.0
Aid to Organizations & Individuals	0.0
Other Operating Expenditures	0.0
Equipment	0.0
Capital Outlay	0.0
Debt Services	0.0
Cost Allocation	49.4
Transfers	0.0
<b>Program / Fund Total:</b>	<b>383.4</b>

## Funding Issue Detail

**Agency:** Department of Environmental Quality

**Issue:** 3 Address Sunset Audit Findings by Solid Waste

<b>Program:</b> Solid Waste	<b>Calculated ERE:</b>	\$28.00
<b>Fund:</b> EV3110-A Solid Waste Fee Fund (Appropriated)	<b>Uniform Allowance:</b>	\$0.00

Expenditure Categories	FY 2024
FTE	1.0
Personal Services	78.8
Employee Related Expenses	30.8
<b>Subtotal Personal Services and ERE:</b>	109.6
Professional & Outside Services	106.8
Travel In-State	31.5
Travel Out-of-State	0.0
Food	0.0
Aid to Organizations & Individuals	0.0
Other Operating Expenditures	0.0
Equipment	0.0
Capital Outlay	0.0
Debt Services	0.0
Cost Allocation	49.4
Transfers	0.0
<b>Program / Fund Total:</b>	297.3

**Issue:** 4 Continue Restoration of 164 Contaminated Waters

<b>Program:</b> Surface Water Quality Improvement Planning	<b>Calculated ERE:</b>	\$0.00
<b>Fund:</b> EV4100-A Water Quality Fee Fund (Appropriated)	<b>Uniform Allowance:</b>	\$0.00

Expenditure Categories	FY 2024
FTE	0.0
Personal Services	0.0
Employee Related Expenses	0.0
<b>Subtotal Personal Services and ERE:</b>	0.0
Professional & Outside Services	820.0
Travel In-State	16.0
Travel Out-of-State	0.0
Food	0.0
Aid to Organizations & Individuals	0.0
Other Operating Expenditures	0.0
Equipment	90.0
Capital Outlay	0.0
Debt Services	0.0
Cost Allocation	0.0
Transfers	80.0
<b>Program / Fund Total:</b>	1,006.0

## Funding Issue Detail

**Agency:** Department of Environmental Quality

**Issue:** 5 FY24 Base Modification Budget FY23 Salary Increase

<b>Program:</b> SLI FY 2023 Salary Increase	<b>Calculated ERE:</b> (\$28.90)
<b>Fund:</b> EV2178-A Hazardous Waste Management Fund (Appropriated)	<b>Uniform Allowance:</b> \$0.00

Expenditure Categories	FY 2024
FTE	(1.0)
Personal Services	(82.5)
Employee Related Expenses	(32.3)
<b>Subtotal Personal Services and ERE:</b>	<b>(114.8)</b>
Professional & Outside Services	0.0
Travel In-State	0.0
Travel Out-of-State	0.0
Food	0.0
Aid to Organizations & Individuals	0.0
Other Operating Expenditures	0.0
Equipment	0.0
Capital Outlay	0.0
Debt Services	0.0
Cost Allocation	(51.7)
Transfers	0.0
<b>Program / Fund Total:</b>	<b>(166.5)</b>

<b>Program:</b> SLI FY 2023 Salary Increase	<b>Calculated ERE:</b> (\$81.00)
<b>Fund:</b> EV2226-A Air Quality Fund (Appropriated)	<b>Uniform Allowance:</b> \$0.00

Expenditure Categories	FY 2024
FTE	(3.0)
Personal Services	(222.8)
Employee Related Expenses	(86.8)
<b>Subtotal Personal Services and ERE:</b>	<b>(309.6)</b>
Professional & Outside Services	0.0
Travel In-State	0.0
Travel Out-of-State	0.0
Food	0.0
Aid to Organizations & Individuals	0.0
Other Operating Expenditures	0.0
Equipment	0.0
Capital Outlay	0.0
Debt Services	0.0
Cost Allocation	(139.4)
Transfers	0.0
<b>Program / Fund Total:</b>	<b>(449.0)</b>

<b>Program:</b> SLI FY 2023 Salary Increase	<b>Calculated ERE:</b> (\$24.80)
<b>Fund:</b> EV2289-A Recycling Fund (Appropriated)	<b>Uniform Allowance:</b> \$0.00

Expenditure Categories	FY 2024
FTE	(1.0)
Personal Services	(64.6)
Employee Related Expenses	(25.2)
<b>Subtotal Personal Services and ERE:</b>	<b>(89.8)</b>
Professional & Outside Services	0.0

## Funding Issue Detail

<b>Agency:</b>	Department of Environmental Quality
----------------	-------------------------------------

<b>Issue:</b>	5	FY24 Base Modification Budget FY23 Salary Increase
---------------	---	--

Travel In-State	0.0
Travel Out-of-State	0.0
Food	0.0
Aid to Organizations & Individuals	0.0
Other Operating Expenditures	0.0
Equipment	0.0
Capital Outlay	0.0
Debt Services	0.0
Cost Allocation	(40.3)
Transfers	0.0

**Program / Fund Total:** (130.1)

<b>Program:</b>	SLI FY 2023 Salary Increase	<b>Calculated ERE:</b>	(\$50.90)
<b>Fund:</b>	EV3110-A Solid Waste Fee Fund (Appropriated)	<b>Uniform Allowance:</b>	\$0.00

Expenditure Categories	FY 2024
FTE	(2.0)
Personal Services	(134.9)
Employee Related Expenses	(52.6)
<b>Subtotal Personal Services and ERE:</b>	(187.5)
Professional & Outside Services	0.0
Travel In-State	0.0
Travel Out-of-State	0.0
Food	0.0
Aid to Organizations & Individuals	0.0
Other Operating Expenditures	0.0
Equipment	0.0
Capital Outlay	0.0
Debt Services	0.0
Cost Allocation	(84.3)
Transfers	0.0
<b>Program / Fund Total:</b>	(271.8)

<b>Program:</b>	SLI FY 2023 Salary Increase	<b>Calculated ERE:</b>	(\$226.20)
<b>Fund:</b>	EV4100-A Water Quality Fee Fund (Appropriated)	<b>Uniform Allowance:</b>	\$0.00

Expenditure Categories	FY 2024
FTE	(8.0)
Personal Services	(639.5)
Employee Related Expenses	(249.4)
<b>Subtotal Personal Services and ERE:</b>	(888.9)
Professional & Outside Services	0.0
Travel In-State	0.0
Travel Out-of-State	0.0
Food	0.0
Aid to Organizations & Individuals	0.0
Other Operating Expenditures	0.0
Equipment	0.0
Capital Outlay	0.0
Debt Services	0.0
Cost Allocation	(400.0)
Transfers	0.0
<b>Program / Fund Total:</b>	(1,288.9)

## Funding Issue Detail

**Agency:** Department of Environmental Quality

**Issue:** 5 FY24 Base Modification Budget FY23 Salary Increase

<b>Program:</b>	SLI FY 2023 Salary Increase	<b>Calculated ERE:</b>	(\$26.40)
<b>Fund:</b>	EV4150-A Safe Drinking Water Program Fund (Appropriated)	<b>Uniform Allowance:</b>	\$0.00

Expenditure Categories	FY 2024
FTE	(1.0)
Personal Services	(71.6)
Employee Related Expenses	(28.0)
<b>Subtotal Personal Services and ERE:</b>	(99.6)
Professional & Outside Services	0.0
Travel In-State	0.0
Travel Out-of-State	0.0
Food	0.0
Aid to Organizations & Individuals	0.0
Other Operating Expenditures	0.0
Equipment	0.0
Capital Outlay	0.0
Debt Services	0.0
Cost Allocation	(44.7)
Transfers	0.0
<b>Program / Fund Total:</b>	(144.3)

<b>Program:</b>	Hazardous Waste	<b>Calculated ERE:</b>	\$28.90
<b>Fund:</b>	EV2178-A Hazardous Waste Management Fund (Appropriated)	<b>Uniform Allowance:</b>	\$0.00

Expenditure Categories	FY 2024
FTE	1.0
Personal Services	82.5
Employee Related Expenses	32.3
<b>Subtotal Personal Services and ERE:</b>	114.8
Professional & Outside Services	0.0
Travel In-State	0.0
Travel Out-of-State	0.0
Food	0.0
Aid to Organizations & Individuals	0.0
Other Operating Expenditures	0.0
Equipment	0.0
Capital Outlay	0.0
Debt Services	0.0
Cost Allocation	51.7
Transfers	0.0
<b>Program / Fund Total:</b>	166.5

<b>Program:</b>	Monitoring & Assessment	<b>Calculated ERE:</b>	\$81.00
<b>Fund:</b>	EV2226-A Air Quality Fund (Appropriated)	<b>Uniform Allowance:</b>	\$0.00

Expenditure Categories	FY 2024
FTE	3.0
Personal Services	222.8
Employee Related Expenses	86.8
<b>Subtotal Personal Services and ERE:</b>	309.6
Professional & Outside Services	0.0
Travel In-State	0.0
Travel Out-of-State	0.0

## Funding Issue Detail

**Agency:** Department of Environmental Quality

**Issue:** 5 FY24 Base Modification Budget FY23 Salary Increase

Food	0.0
Aid to Organizations & Individuals	0.0
Other Operating Expenditures	0.0
Equipment	0.0
Capital Outlay	0.0
Debt Services	0.0
Cost Allocation	139.4
Transfers	0.0
<b>Program / Fund Total:</b>	449.0

<b>Program:</b>	Solid Waste	<b>Calculated ERE:</b>	\$0.00
<b>Fund:</b>	EV2289-A Recycling Fund (Appropriated)	<b>Uniform Allowance:</b>	\$0.00

Expenditure Categories	FY 2024
FTE	1.0
Personal Services	64.6
Employee Related Expenses	25.2
<b>Subtotal Personal Services and ERE:</b>	89.8
Professional & Outside Services	0.0
Travel In-State	0.0
Travel Out-of-State	0.0
Food	0.0
Aid to Organizations & Individuals	0.0
Other Operating Expenditures	0.0
Equipment	0.0
Capital Outlay	0.0
Debt Services	0.0
Cost Allocation	40.3
Transfers	0.0
<b>Program / Fund Total:</b>	130.1

<b>Program:</b>	Solid Waste	<b>Calculated ERE:</b>	\$0.00
<b>Fund:</b>	EV3110-A Solid Waste Fee Fund (Appropriated)	<b>Uniform Allowance:</b>	\$0.00

Expenditure Categories	FY 2024
FTE	2.0
Personal Services	134.9
Employee Related Expenses	52.6
<b>Subtotal Personal Services and ERE:</b>	187.5
Professional & Outside Services	0.0
Travel In-State	0.0
Travel Out-of-State	0.0
Food	0.0
Aid to Organizations & Individuals	0.0
Other Operating Expenditures	0.0
Equipment	0.0
Capital Outlay	0.0
Debt Services	0.0
Cost Allocation	84.3
Transfers	0.0
<b>Program / Fund Total:</b>	271.8



## Funding Issue Detail

**Agency:** Department of Environmental Quality

**Issue:** 5 FY24 Base Modification Budget FY23 Salary Increase

<b>Program:</b>	Groundwater Protection	<b>Calculated ERE:</b>	\$0.00
<b>Fund:</b>	EV4100-A Water Quality Fee Fund (Appropriated)	<b>Uniform Allowance:</b>	\$0.00

Expenditure Categories	FY 2024
FTE	8.0
Personal Services	639.5
Employee Related Expenses	249.4
<b>Subtotal Personal Services and ERE:</b>	<b>888.9</b>
Professional & Outside Services	0.0
Travel In-State	0.0
Travel Out-of-State	0.0
Food	0.0
Aid to Organizations & Individuals	0.0
Other Operating Expenditures	0.0
Equipment	0.0
Capital Outlay	0.0
Debt Services	0.0
Cost Allocation	400.0
Transfers	0.0
<b>Program / Fund Total:</b>	<b>1,288.9</b>

<b>Program:</b>	SLI Safe Drinking Water	<b>Calculated ERE:</b>	\$0.00
<b>Fund:</b>	EV4150-A Safe Drinking Water Program Fund (Appropriated)	<b>Uniform Allowance:</b>	\$0.00

Expenditure Categories	FY 2024
FTE	1.0
Personal Services	71.6
Employee Related Expenses	28.0
<b>Subtotal Personal Services and ERE:</b>	<b>99.6</b>
Professional & Outside Services	0.0
Travel In-State	0.0
Travel Out-of-State	0.0
Food	0.0
Aid to Organizations & Individuals	0.0
Other Operating Expenditures	0.0
Equipment	0.0
Capital Outlay	0.0
Debt Services	0.0
Cost Allocation	44.7
Transfers	0.0
<b>Program / Fund Total:</b>	<b>144.3</b>

## Issue Title: **Avoid Unilateral Federal Action Against Arizona for Clean Air Act**

### **Non-compliance**

Issue Number: 1

#### **Cost**

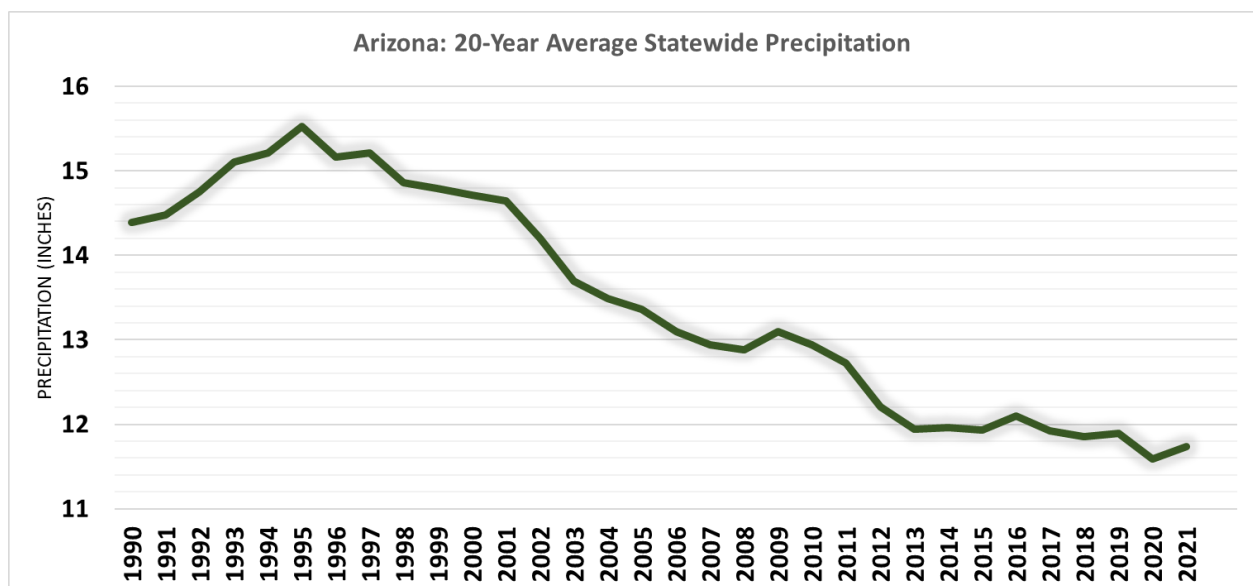
Air Quality Fund (AQF) Ongoing appropriation increase	\$ 567,100
<b>Total</b>	<b>\$ 567,100</b>

#### **Background**

The lack of rainfall, the increasing winds and wildfires and drought-related water restrictions are significantly impacting our state. Dust is regulated under the Clean Air Act as particulate matter of 10 microns or less (PM10) and if we do not accelerate our planning efforts, EPA will — at a very high cost.

#### Current Arizona environmental conditions:

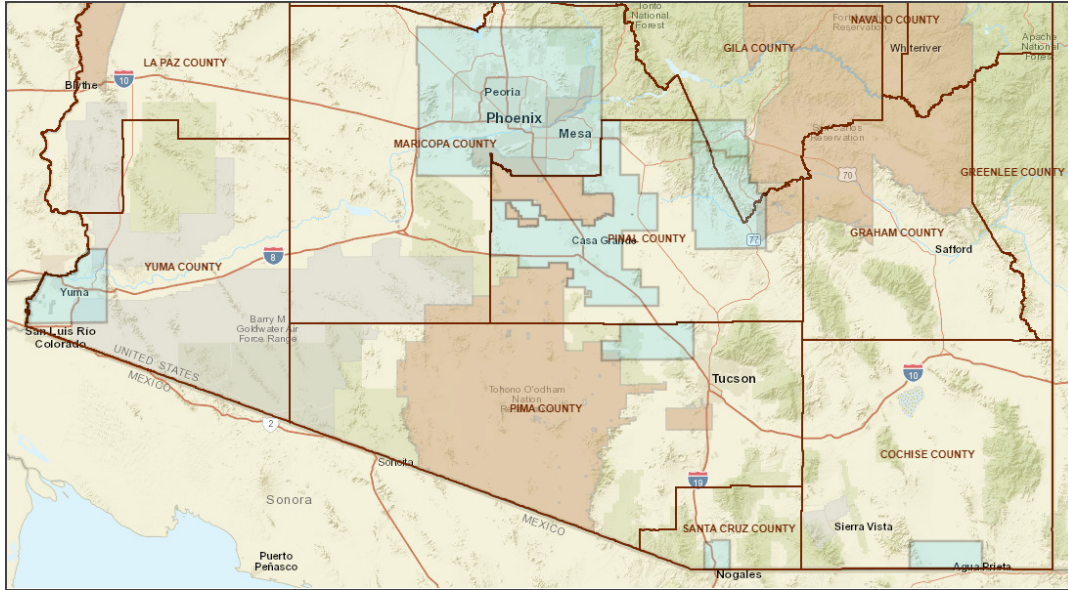
Statewide average rainfall has dropped by ~4" since 1995, winds are increasing, and long- and short-term drought continues to plague the state.



Arizona Statewide 20-Year Rolling Average Rainfall: A total of 34 long-term weather stations were used across the state of Arizona to determine the 20-year rolling statewide precipitation average from 1990 through 2021.

On average, 46% of the state, over the past five years, has been in exceptional drought. Wildfires, which produce large amounts of PM10, are also occurring more frequently, and have averaged over half a million acres in the past three years. The combined effect of these factors has resulted in a large portion of the population in Arizona breathing air that contains particulate matter above safe levels, called National Ambient Air Quality Standards.

The following map shows the eight (8) geographic areas (in light blue) where Arizona residents are currently breathing air that does not meet the NAAQS for PM10, also called PM10 nonattainment areas. PM10 levels in Maricopa and Pinal counties are the worst and are classified as serious nonattainment — the most severe level of nonattainment.



***Impacts if we do not fund:***

**Health Impacts** — PM10 is a class of inhalable particles with diameters that are generally 10 microns and smaller. PM10 is particulate matter so small that it can move deep into lungs and the bloodstream, and can cause or exacerbate heart or lung diseases such as asthma or chronic obstructive pulmonary disease (COPD). Children, whose lungs are still developing and maturing, are the most likely to be affected by exposure to PM10.

**Economic Impacts** — When Arizona is unable to meet the NAAQS for any air pollutant, the Federal Clean Air Act (Section 110) and Arizona law (A.R.S. § 49-404) require ADEQ and other delegated local air agencies to develop and enforce new restrictions on businesses and individuals intended to bring air quality back into compliance with NAAQS. These new restrictions, contained in statutes and rules, are compiled into State Implementation Plans (SIPs).

The biggest economic threat of failing to submit and obtain EPA approval for SIPs is the risk that EPA will utilize its authority to unilaterally promulgate Federal Implementation Plans (FIP) to take the place of Arizona’s missing SIPs. This outcome is not in the State’s best interest because FIPs almost always require businesses and individuals to spend more money and time, with no certainty that the increased expenditures and time will actually result in cleaner air. To illustrate this point, the following are examples of actions EPA could take if SIPs are not submitted on time or are not approved by EPA:

- Arizona could lose federal highway funding for infrastructure projects in nonattainment areas if EPA utilizes its authority to impose sanctions against the State for failing to submit the required SIPs. In fact, beginning December 10, 2022, federal highway funding

will not be available for projects in the Hayden, Arizona nonattainment area, because a SIP has not been submitted for that area.

- **Business Sanctions:** Companies doing business in Arizona will be subjected to the “2-for-1” offset sanction where EPA has implemented a FIP. This means that a company in a PM10 nonattainment area would be required to offset any increase in emissions with costly controls or reduced production.
- **Strict Federal Regulations:** The EPA would likely impose more stringent controls on the biggest PM10 generators — even minor sources — including home builders, commercial building construction companies, road construction, and sand and gravel companies. This happened following EPA’s partial disapproval of ADEQ’s Regional Haze Plan in 2012 where cost-prohibitive control technologies and unreasonably low emissions limits were imposed on Cholla Generating Station and three (3) coal-fired generating stations across Arizona.

Following aggressive negotiations with EPA and plant operators, Arizona was able to identify measures that resulted in equal or better environmental outcomes and also saved businesses \$533 Million.

In light of Arizona’s continued PM10 nonattainment status in multiple areas, backlogged SIPs for other contaminants such as sulfur dioxide, and ADEQ’s limited resources to process the backlog of required SIPs, companies hoping to expand or locate in the state will experience increased operating costs, imposition of stricter regulations, and a limited ability to grow their businesses in these non-attainment areas — or decide to forgo Arizona altogether.

### **How Will the Additional Appropriation Solve the Problem?**

In FY24 ADEQ would use these funds for the following activities:

Contractor funding for:

- Emissions inventory for Miami PM10 Area (~\$30k)
- Modeling for Miami PM10 Area (~\$25k)
- Emissions inventory for Hayden PM10 Area (~\$30k)
- Modeling for Hayden PM10 Area (~\$25k)
- Emissions inventory for Douglas PM10 Area (~\$30k)
- Modeling for Douglas PM10 Area (~\$25k)
- Controls analysis for Douglas PM10 Area (~\$30k)

Additional ADEQ Staff (2 FTE) to work on:

- Manage contractor work for Miami, Hayden and Douglas areas
- Interface with stakeholders for Miami, Hayden, Douglas, and Rillito Areas
- Emissions inventory for Rillito PM10 Area
- Modeling for Rillito PM10 Area
- Controls analysis for Rillito PM10 Area
- Controls analysis for Miami PM10 Area
- Controls analysis for Hayden PM10 Area
- Conduct rulemaking (as necessary) for Miami, Hayden, Douglas, and Rillito Areas

It is anticipated that new federal requirements will become effective in the next year (new PM2.5 standards, GHG programs, etc.) and this new appropriation should be ongoing to maintain the level of performance and keep new projects from falling behind.

### **Federal Funding Availability**

The ADEQ Air Quality Division has performed a thorough review of the Infrastructure Investment and Jobs Act (IIJA), American Rescue Plan Act (ARPA), and initial reviews of the potential Inflation Reduction Act (IRA), along with EPA's and other Federal Agencies' funding programs to fund this issue and has not discovered any funding opportunities.

### **Options Considered**

1. Ongoing increase of the Air Quality Fund appropriation. (Recommended Option)
2. Additional Federal funding through standard and IIJA / IRA grant programs.
3. Utilization of other ADEQ program funds.

### **Why is the recommended option the best option?**

1. Revenues from the Air Quality Fund are sufficient to support the ongoing increased appropriation. Federal grants to support this activity are not available.
2. Other ADEQ funds are either fully utilized for program mandates or the allowable use prevents funding transfers.

### **Strategic Initiatives Affected**

Strategically working on backlogged SIPs will reduce air pollution, help promote clear skies, and protect human health and the environment and aligns with the Governor's objectives of Protecting our Communities and 21st Century Economy.

### **Performance Measures that will be used to evaluate the outcome**

ADEQ has multiple performance measures that are designed to ensure the agency is meeting its mission. The performance measure affected by backlogged SIPs described in this request is as follows:

- Reduce the number of SIPs that are overdue for submission to the EPA — a targeted reduction of SIPs currently in backlog by two (2) in FY23, with an additional four (4) in FY24.

Issue Title: **Hazardous Waste Management Fund (HWMF) ongoing appropriation increase to allow expenditure of increase in HB2126 fee revenue**

Issue Number: 2

**Cost**

Hazardous Waste Management Fund Ongoing Appropriation Increase	\$383,400
<b>Total</b>	<b>\$383,400</b>

**Background**

Just 8 ounces of a hazardous waste like trichloroethylene that is released into the environment can pollute 18 million gallons of groundwater. Over the last 3 years, approximately 154,000 tons of hazardous waste was generated by businesses in Arizona. This hazardous waste is stored, treated and transported throughout Arizona. 340 (out of 608) hazardous waste Small Quantity Generators (SQGs) have never been inspected by ADEQ. To fulfill this mandate, ADEQ will need to increase its staffing by one FTE to perform inspections and provide compliance assistance and follow-up. Responsible management of this waste is critical to protecting human health and the environment, specifically surface and groundwater. Inspections and permitting also help to keep sites from becoming listed on the Water Quality Assurance Revolving Fund (WQARF) registry. Of the current WQARF sites in Arizona, 22 out of a total of 47 originated from SQGs.

During the 2022 Legislative Session, Governor Ducey signed HB2126, which authorized an increase in fees for certain categories of hazardous waste handlers. Fee increases, which will be deposited into the HWMF, will be identified in rule and are expected to take effect in March, 2023.

Without the appropriation increase, ADEQ will not be able to fully utilize the new fees that will be generated through ADEQ’s rulemaking efforts or be able to hire the additional resources needed to address inspections at SQGs, as well as, other generators of hazardous waste. Inspections at SQGs are preventative in ensuring hazardous waste is generated, stored and transported safely throughout the state and to ensure that sufficient inspections, compliance and permitting activities necessary for ADEQ to maintain EPA delegation are conducted. If ADEQ fails to maintain minimum program requirements, EPA would take over inspections and enforcement activities within the state and revoke ADEQ’s authorization for the hazardous waste program.

**How Will the Additional Appropriation Solve the Problem?**

The additional appropriation will be used to:

- Hire an additional FTE inspector with \$159,000 (salary, ERE, indirect) to conduct roughly 40 - 60 additional inspections per year.
- The additional \$224,400 will be used to accommodate existing and increasing Attorney General costs, travel, highly specialized fire protection review of hazardous waste facilities, and unexploded ordnance contractor support for permits at military installations.

### **Federal Funding Availability**

The ADEQ Hazardous Waste program has performed a thorough review of the Infrastructure Investment and Jobs Act (IIJA), American Rescue Plan Act (ARPA), potential Inflation Reduction Act (IRA) along with the Environmental Protection Agency and other Federal Agencies funding programs to fund this issue and has not discovered any funding opportunities.

### **Options Considered**

1. Increase the appropriation to hire an additional FTE and accommodate increasing outside services (Recommended Option)
2. By not adding new staff, current staff will be required to prioritize inspections of other generator categories to ensure we meet EPA requirements. This would delay ADEQ's completion of inspections at SQGs that have never been inspected. The longer it takes to address these unknown sites increases the risk of more sites becoming future WQARF sites.

### **Why is the recommended option the best option?**

Increasing the appropriation to accommodate the increase in fees and the hiring of an FTE maintains the integrity of the program by funding permitting, inspections and compliance activities at hazardous waste handlers. By increasing the appropriation we can not only maintain our current inspections, but also address the uninspected facilities within 2 years.

### **Strategic Initiatives Affected**

#5) Address Auditor General recommendations from 2021 sunset and water quality audits and continue securing sustainable program funding.

### **Performance Measures that will be used to evaluate the outcome**

- 1) Compliance Rate
- 2) Permit Lead Time
- 3) Complaint Response Time
- 4) Percent complete of HW rule making

Issue Title: **Address Sunset Audit findings for unimplemented statutory mandates in the Solid Waste Program**

Issue Number: 3

**Cost**

Solid Waste Fee Fund Ongoing Appropriation Increase	\$297,300
<b>Total</b>	<b>\$297,300</b>

**Background**

The 2022 Auditor General’s Sunset Report identified 16 critical statutory requirements the Department has not implemented, including financial assurance requirements for specific solid waste facilities. Having appropriate financial assurance for solid waste facilities limits the state’s liability for cleanup and/or disposal should a solid waste facility go out of business or abandon the site. Current financial responsibility for landfills also does not include impacts from per- and polyfluoroalkyl substances (PFAS), which is pending listing by the U.S. Environmental Protection Agency (EPA) as a hazardous substance. Reviewing and potentially updating financial responsibility for all types of solid waste facilities will ensure the state is protected.



Another critical unimplemented requirement involves operational requirements for recycling and composting facilities. Arizona has seen an increase in fires associated with recycling and composting operations, which present a health concern to responding firefighters and potentially those around the fire. In response to the Tempe compost fire on April 13, 2022, the Tempe Fire Department states that these types of fires can sometimes take days to completely put out because of the way mulch burns.

Operational requirements, along with routine inspections are necessary to ensure these facilities are operating in a safe manner with minimal impact on human health and the environment. Having operational rules in place for recycling/composting operations also encourages companies to relocate to Arizona as the regulatory structure is known, which factors into the business decision to relocate.



The Solid Waste Program regulated 1,482 entities in 2020 and by 2022 the number of regulated entities had increased by 6%. We anticipate the number of regulated entities to continue to grow as the state's industry expands, as we update all statutory mandates and as we begin to address emerging contaminants such as PFAS in the State. The average inspector can perform around 96 inspections per year. The 6% increase in regulated customers has necessitated the need for an additional FTE to manage this increase. And because of rising supplier and travel costs, without the appropriation increase, ADEQ will be forced to limit the number of inspections conducted at solid waste facilities.

Lastly, there are 10 solid waste landfills that are closed but do not have a groundwater monitoring program. Groundwater monitoring was suspended, in our view inappropriately, at these facilities in the 1990's. Given the importance of groundwater as Arizona's back-up drought water supply, additional study is required.

### **How Will the Additional Appropriation Solve the Problem?**

The additional appropriation will be used to:

- Hire an additional FTE at \$159,000 (salary, ERE and indirect) to support writing clear and concise rules that will assist industry in understanding what the regulatory expectations are when operating in Arizona and add capacity for inspections.
- The additional \$138,300 is to accommodate increasing Attorney General costs, travel, contractors that perform highly specialized fire protection review of solid waste facilities, and contractors to begin evaluating groundwater conditions at closed facilities.

### **Federal Funding Availability**

The ADEQ Solid Waste Program has performed a thorough review of the Infrastructure Investment and Jobs Act (IIJA), American Rescue Plan Act (ARPA) and initial reviews of the potential Inflation Reduction Act (IRA), along with the Environmental Protection Agency and other Federal Agencies funding programs to fund this issue and has not discovered any.

### **Options Considered**

1. Increase the appropriation to allow the Department to hire an additional FTE and cover outside services to conduct rulemaking, develop standards for recycling/composting operations, update the State's Solid Waste Management Plan, develop standards for addressing environmental nuisances and conduct additional inspections. Companies wanting to relocate to Arizona routinely contact the Department to understand the regulatory climate, which is a factor in their relocation decision. (Recommended Option)

2. Do not pursue rulemaking to address findings from the Auditor General's Sunset Audit. This would continue the gaps in regulatory authority for Solid Waste facilities, including financial responsibility for landfills with the inclusion of PFAS.

**Why is the recommended option the best option?**

Increasing the appropriation allows the Department to address current unfunded mandates in the Solid Waste Program that will increase the effectiveness of the overall program and add capacity for inspections. Without the appropriation increase, the Department would not be able to apply the resources necessary to fully pursue rule making efforts to address the Sunset Audit findings. In addition, ADEQ will be forced to reduce the number of inspections conducted at solid waste facilities increasing the potential for State liability for cleanup and/or disposal should a solid waste facility go out of business or abandon the site.

**Strategic Initiatives Affected**

#5) Address Auditor General recommendations from 2021 sunset and water quality audits and continue securing sustainable program funding.

**Performance Measures that will be used to evaluate the outcome**

- 1) Compliance Rate
- 2) Permit Lead Time
- 3) Complaint Response Time
- 4) Percent complete of HW rule making

Issue Title: **Continue restoration of 164 contaminated surface waters**

Issue Number: 4

**Cost**

Water Quality Fee Fund (WQFF) Ongoing appropriation increase	\$1,006,000
<b>Total</b>	<b>\$1,006,000</b>

**Background**

Water-based outdoor recreation brings an estimated \$13.5 billion dollars to Arizona’s economy every year, supporting 114,000 jobs.<sup>1</sup> In Arizona, 164 lakes, rivers and streams are contaminated

at levels above protective water quality standards, which can impact activities on and uses of the water. Like many other states<sup>2</sup> ADEQ's ability to identify impairments has substantially exceeded its resources to address impairments.

These impaired waters support a myriad of human and ecological uses including drinking water, food crop irrigation, livestock, industrial uses, tourism, recreation and habitat for many plant and animal species and include the Colorado River, Oak Creek (an Outstanding Arizona Water), the Little Colorado River, the San Pedro River, the Santa Cruz, the Verde River, and popular recreation lakes, among others.

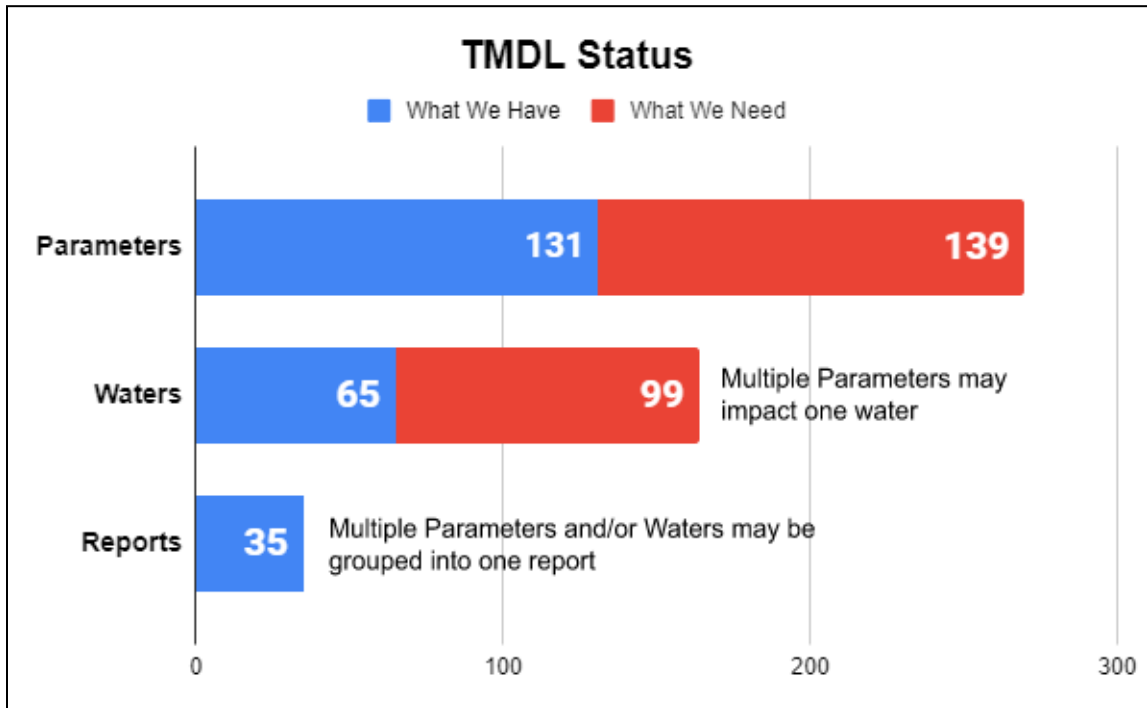
When a contaminant is identified in an Arizona surface water above safe water quality standards, the water is considered impaired. For each impairment, ADEQ is mandated by state and federal law to issue a report that identifies sources of contamination and establishes how much each source of contamination must be reduced in order for the surface water to meet water quality standards. This report includes a Total Maximum Daily Load (TMDL) for each pollutant source on each impaired water. Failing to efficiently identify pollutant sources, in many cases, impacts the agency’s ability to effectively address the problem.

Some of these waters are polluted with multiple contaminants with a total of 269 pollutants in surface waters state-wide that do not meet applicable standards. ADEQ has a backlog of 139 pollutant parameters on 99 impaired waters for which a TMDL must be developed by law. Additionally, ADEQ is required by law to review and update the existing TMDLs every 5 years. At present, every existing TMDL is more than 5 years old and has not been reviewed or updated.

---

<sup>1</sup> [The Economic Impact of Arizona's Rivers, Lakes, and Streams](#)

<sup>2</sup>ADEQ analyzed data for impaired waters and TMDLs in surrounding states and found that ADEQ has the most waters with existing TMDLs at 40 percent. [Colorado](#) has 783 impaired waters and [Utah](#) has 329 impaired waters. In both those states only 7 percent have a TMDL. In [New Mexico](#), there are 359 impaired waters and 20 percent of those have a TMDL. There are 258 impaired waters in [Nevada](#) and only 1 percent have a TMDL.



Because TMDLs are a critical step in the Clean Water Act to restore contaminated surface water, the backlog is hindering ADEQ’s ability to restore important sources of water used for drinking, recreation, industry and other activities across the state. And, as the drought worsens across the state, pollutants in surface waters can become more concentrated and compound existing issues.

There is also a legal risk of delaying action on TMDLs. The U.S. Environmental Protection Agency (EPA) and ADEQ were recently notified by five non-governmental organizations that they intend to take legal action against the EPA for failing to ensure a TMDL was established and promulgated for an Arizona surface water. EPA would then, in turn, take some mitigative action against ADEQ. Impacts of legal actions can extend beyond the agency and to industry in permitting and compliance activities.

In a September 2021 Performance Audit, the Arizona Auditor General found that ADEQ had not reduced the total number of impaired surface waters in the State and recommended that ADEQ increase efforts to identify and address pollutant sources through development of TMDLs. To address the Audit recommendation, new FY23 funding is being utilized to track the statutorily required TMDLs and create a new Unit to get the TMDL program back on track.

**How Will the Additional Appropriation Solve the Problem?**

Although the FY23 funding will facilitate recruitment of some of the technical expertise necessary to rebuild the TMDL Program, further analysis by ADEQ indicates that additional outside resources are needed to complete the required TMDLs in a reasonable amount of time. These additional resources will include annual expenditures of \$700,000 in contract services

and \$306,000 per year in equipment and lab work to conduct required monitoring and analysis, source identification, and establishing appropriate limits on contamination sources to restore the quality of the waterbody. These activities span 2 to 4 years per impaired water as multiple sampling events across different seasons are required; however, multiple waters can be assessed during each 2 to 4 year time period. Even at \$1.006 million additional funding annually, ADEQ estimates it would take 10 to 15 years to address the backlog.

### **Federal Funding Availability**

ADEQ relies on some federal grants to develop TMDLs, but funding levels are insufficient to complete the work and the funding ADEQ does receive could be in jeopardy if the backlog isn't addressed. ADEQ also performed a thorough review of the Infrastructure Investment and Jobs Act (IIJA), the American Rescue Plan Act (ARPA) and initial reviews of the potential Inflation Reduction Act (IRA), along with funding other programs from the EPA and other federal agencies, but has not identified additional funding opportunities in these areas.

### **Options Considered**

1. An ongoing Increase in WQFF appropriation to allow utilization of revenues from restructured fees (Recommended Option).
2. General Fund transfer to the WQFF along with an appropriation increase.
3. Reprioritization of WQFF allocation from other programs.
4. Utilization of other ADEQ program funds.

### **Why is the recommended option the best option?**

ADEQ's recommended approach is Option 1, an ongoing increase in WQFF appropriation to provide for sufficient revenues to be collected through fees to address the development of TMDLs. ADEQ, with recent statutory authority, is actively updating fees.

ADEQ considered reprioritization of WQFF, including which environmental programs could be reduced or eliminated and determined that all existing programs are necessary to satisfy statutory mandates, meet minimum EPA program delegation requirements and to achieve the agency's mission to protect public health and the environment. Current revenues in the WQFF are insufficient to support all mandated programs including TMDL development.

In addition, other ADEQ funds are either fully utilized for program mandates or the allowable use prevents funding transfers.

### **Strategic Initiatives Affected**

1. Address Auditor General recommendations from 2021 sunset and water quality audits:
  - a. Auditor General Finding 4, Recommendation 10: "The Department should reduce the number of impaired surface waters in the State."

- b. Auditor General Finding 4, Recommendation 11: “Develop TMDLs for pollutants contributing to surface waters that have been impaired for 15 years or more.”

**Performance Measures that will be used to evaluate the outcome**

- Number of impaired surface waters removed from the list
- Number of individual pollutant impairments removed from the list
- Known Ongoing Impacts to the Environment (KOUIs) removed from the list

Issue Title: **FY 2024 Base Modification Budget Issue to show how the FY 2023 Salary Increases will be spread throughout the agency**

Issue Number: 5

**Cost**

SLI FY 2023 Salary Increase Ongoing Appropriation	\$-2,450,600
Hazardous Waste Management Fund Ongoing Appropriation	\$166,500
Air Quality Fund Ongoing Appropriation	\$449,000
Recycling Fund Ongoing Appropriation	\$130,100
Solid Waste Fee Fund Ongoing Appropriation	\$271,800
Water Quality Fee Fund Ongoing Appropriation	\$1,288,900
Safe Drinking Water Program Fund Ongoing Appropriation	\$144,300
<b>Total</b>	<b>\$ 0</b>

**Background**

For agencies with more complicated appropriation formats, specifically agencies that are appropriated by program in the feed bill, and agencies with special-line-items, the pay increases are added in the new SLI FY 2023 Salary Increase line. Agencies included in this group are:

Department of Environmental Quality

For this group of agencies, a FY 2024 Base Modification Budget Issue is required to show how the FY 2023 Salary Increases will be spread throughout the agency, i.e., which programs, subprograms, or SLIs of the agency will actually be expending the funds.

To accomplish this, create a budget issue in the same way as any other funding issue. The major difference from most other issues is that there will be negative numbers displayed in the SLI for FY 2023 Salary Increases and positive numbers entered into the other areas of the agency where the salary increases are actually being utilized.

**Federal Funding Availability**

Does not apply

**Options Considered**

Ongoing Appropriation reallocation per OSPB instruction

**Why is the recommended option the best option?**

Ongoing Appropriation reallocation per OSPB instruction

**Strategic Initiatives Affected**

Does not apply

**Performance Measures that will be used to evaluate the outcome**

Does not apply

## Summary of Expenditure and Budget Request for All Funds

**Agency:** Department of Environmental Quality

<b>Appropriated</b>		<b>FY 2022 Actual</b>	<b>FY 2023 Expd. Plan</b>	<b>FY 2024 Fund. Issue</b>	<b>FY 2024 Total Request</b>
Cost Center/Program:					
1	Support	16,962.2	25,414.1	(2,450.6)	22,963.5
2	Air Quality	32,834.3	41,824.2	1,016.1	42,840.3
3	Waste Programs	4,342.7	21,445.4	1,249.1	22,694.5
4	Water Quality	8,840.4	24,464.8	2,439.2	26,904.0
		62,979.6	113,148.5	2,253.8	115,402.3
<b>Expenditure Categories</b>					
	FTE	322.0	355.7	4.0	359.7
	Personal Services	18,312.3	27,692.6	342.2	28,034.8
	Employee Related Expenses	6,395.5	9,961.9	133.6	10,095.5
	Professional and Outside Services	25,099.4	34,264.9	1,325.2	35,590.1
	Travel In-State	321.8	542.0	68.5	610.5
	Travel Out of State	16.0	105.0	0.0	105.0
	Food	0.0	0.0	0.0	0.0
	Aid to Organizations and Individuals	1,546.5	2,068.3	0.0	2,068.3
	Other Operating Expenses	4,030.3	7,935.9	0.0	7,935.9
	Equipment	24.1	82.0	90.0	172.0
	Capital Outlay	0.0	0.0	0.0	0.0
	Debt Service	0.0	0.0	0.0	0.0
	Cost Allocation	6,321.2	8,812.4	214.3	9,026.7
	Transfers	912.5	21,683.5	80.0	21,763.5
<b>Expenditure Categories Total:</b>		62,979.6	113,148.5	2,253.8	115,402.3



## Summary of Expenditure and Budget Request for All Funds

**Agency:** Department of Environmental Quality

<b>Non-Appropriated</b>		<b>FY 2022 Actual</b>	<b>FY 2023 Expd. Plan</b>	<b>FY 2024 Fund. Issue</b>	<b>FY 2024 Total Request</b>
Cost Center/Program:					
1	Support	8,228.4	10,071.9	0.0	10,071.9
2	Air Quality	5,109.9	6,981.5	0.0	6,981.5
3	Waste Programs	49,025.8	67,296.4	0.0	67,296.4
4	Water Quality	13,085.6	10,905.7	0.0	10,905.7
		75,449.7	95,255.5	0.0	95,255.5
<b>Expenditure Categories</b>					
	FTE	230.0	230.0	0.0	230.0
	Personal Services	13,185.4	14,806.1	0.0	14,806.1
	Employee Related Expenses	4,682.1	5,475.8	0.0	5,475.8
	Professional and Outside Services	25,963.0	34,040.8	0.0	34,040.8
	Travel In-State	210.4	163.5	0.0	163.5
	Travel Out of State	13.3	78.6	0.0	78.6
	Food	0.0	0.0	0.0	0.0
	Aid to Organizations and Individuals	15,521.9	25,110.9	0.0	25,110.9
	Other Operating Expenses	5,977.5	4,045.0	0.0	4,045.0
	Equipment	1,401.5	715.8	0.0	715.8
	Capital Outlay	0.0	0.0	0.0	0.0
	Debt Service	0.0	0.0	0.0	0.0
	Cost Allocation	8,225.2	10,535.9	0.0	10,535.9
	Transfers	269.4	283.1	0.0	283.1
	<b>Expenditure Categories Total:</b>	75,449.7	95,255.5	0.0	95,255.5

## Summary of Expenditure and Budget Request for All Funds

Agency: Department of Environmental Quality

<b>Agency Total for All Funds:</b>	138,429.3	208,404.0	2,253.8	210,657.8			
------------------------------------	-----------	-----------	---------	-----------	--	--	--

## Summary of Expenditure and Budget Request for Selected Funds

**Agency:** Department of Environmental Quality

**Fund:** AA1000 General Fund (Appropriated)

		FY 2022 Actual	FY 2023 Expd. Plan	FY 2024 Fund. Issue	FY 2024 Total Request
Cost Center/Program:					
3	Waste Programs	0.0	15,000.0	0.0	15,000.0
4	Water Quality	0.0	7,900.0	0.0	7,900.0
		0.0	22,900.0	0.0	22,900.0
<b>Expenditure Categories</b>					
	FTE	0.0	3.9	0.0	3.9
	Personal Services	0.0	349.4	0.0	349.4
	Employee Related Expenses	0.0	129.5	0.0	129.5
	Professional and Outside Services	0.0	800.6	0.0	800.6
	Travel In-State	0.0	0.0	0.0	0.0
	Travel Out of State	0.0	0.0	0.0	0.0
	Food	0.0	0.0	0.0	0.0
	Aid to Organizations and Individuals	0.0	0.0	0.0	0.0
	Other Operating Expenses	0.0	5.0	0.0	5.0
	Equipment	0.0	0.0	0.0	0.0
	Capital Outlay	0.0	0.0	0.0	0.0
	Debt Service	0.0	0.0	0.0	0.0
	Cost Allocation	0.0	215.5	0.0	215.5
	Transfers	0.0	21,400.0	0.0	21,400.0
<b>Expenditure Categories Total:</b>		0.0	22,900.0	0.0	22,900.0
<b>Fund Total:</b>		0.0	22,900.0	0.0	22,900.0

## Summary of Expenditure and Budget Request for Selected Funds

<b>Agency:</b>	Department of Environmental Quality
<b>Fund:</b>	EV2000 Federal Grants Fund (Non-Appropriated)

	FY 2022 Actual	FY 2023 Expd. Plan	FY 2024 Fund. Issue	FY 2024 Total Request
Cost Center/Program:				
1 Support	863.4	1,083.2	0.0	1,083.2
2 Air Quality	3,566.6	4,119.4	0.0	4,119.4
3 Waste Programs	4,891.4	8,060.9	0.0	8,060.9
4 Water Quality	5,858.2	6,118.8	0.0	6,118.8
	15,179.6	19,382.3	0.0	19,382.3
<b>Expenditure Categories</b>				
FTE	88.7	85.1	0.0	85.1
Personal Services	5,276.7	6,233.4	0.0	6,233.4
Employee Related Expenses	1,880.6	2,488.8	0.0	2,488.8
Professional and Outside Services	2,939.8	4,639.8	0.0	4,639.8
Travel In-State	124.3	71.9	0.0	71.9
Travel Out of State	9.9	32.6	0.0	32.6
Food	0.0	0.0	0.0	0.0
Aid to Organizations and Individuals	939.2	1,110.9	0.0	1,110.9
Other Operating Expenses	617.3	475.8	0.0	475.8
Equipment	101.7	313.1	0.0	313.1
Capital Outlay	0.0	0.0	0.0	0.0
Debt Service	0.0	0.0	0.0	0.0
Cost Allocation	3,220.8	3,904.9	0.0	3,904.9
Transfers	69.3	111.1	0.0	111.1
<b>Expenditure Categories Total:</b>	15,179.6	19,382.3	0.0	19,382.3
<b>Fund Total:</b>	15,179.6	19,382.3	0.0	19,382.3

## Summary of Expenditure and Budget Request for Selected Funds

<b>Agency:</b>	Department of Environmental Quality
<b>Fund:</b>	EV2082 DEQ Emissions Inspection Fund (Appropriated)

		FY 2022 Actual	FY 2023 Expd. Plan	FY 2024 Fund. Issue	FY 2024 Total Request
Cost Center/Program:					
1	Support	33.5	109.5	0.0	109.5
2	Air Quality	24,816.6	30,374.9	0.0	30,374.9
		24,850.1	30,484.4	0.0	30,484.4
<b>Expenditure Categories</b>					
	FTE	17.4	20.3	0.0	20.3
	Personal Services	1,027.1	1,367.4	0.0	1,367.4
	Employee Related Expenses	393.4	538.4	0.0	538.4
	Professional and Outside Services	21,571.5	26,633.1	0.0	26,633.1
	Travel In-State	17.3	30.0	0.0	30.0
	Travel Out of State	1.5	11.8	0.0	11.8
	Food	0.0	0.0	0.0	0.0
	Aid to Organizations and Individuals	1,084.3	915.2	0.0	915.2
	Other Operating Expenses	115.8	130.9	0.0	130.9
	Equipment	0.0	0.0	0.0	0.0
	Capital Outlay	0.0	0.0	0.0	0.0
	Debt Service	0.0	0.0	0.0	0.0
	Cost Allocation	639.2	857.6	0.0	857.6
	Transfers	0.0	0.0	0.0	0.0
	<b>Expenditure Categories Total:</b>	24,850.1	30,484.4	0.0	30,484.4
	<b>Fund Total:</b>	24,850.1	30,484.4	0.0	30,484.4

## Summary of Expenditure and Budget Request for Selected Funds

<b>Agency:</b>	Department of Environmental Quality
<b>Fund:</b>	EV2178 Hazardous Waste Management Fund (Appropriated)

	FY 2022 Actual	FY 2023 Expd. Plan	FY 2024 Fund. Issue	FY 2024 Total Request
Cost Center/Program:				
1 Support	348.0	700.5	(166.5)	534.0
3 Waste Programs	1,363.5	1,246.1	549.9	1,796.0
	1,711.5	1,946.6	383.4	2,330.0
<b>Expenditure Categories</b>				
FTE	14.0	10.6	1.0	11.6
Personal Services	673.3	872.4	78.8	951.2
Employee Related Expenses	250.6	331.3	30.8	362.1
Professional and Outside Services	157.7	280.8	203.4	484.2
Travel In-State	14.8	21.6	21.0	42.6
Travel Out of State	0.0	5.0	0.0	5.0
Food	0.0	0.0	0.0	0.0
Aid to Organizations and Individuals	0.0	0.0	0.0	0.0
Other Operating Expenses	124.9	38.8	0.0	38.8
Equipment	0.0	0.0	0.0	0.0
Capital Outlay	0.0	0.0	0.0	0.0
Debt Service	0.0	0.0	0.0	0.0
Cost Allocation	415.6	396.7	49.4	446.1
Transfers	74.6	0.0	0.0	0.0
<b>Expenditure Categories Total:</b>	1,711.5	1,946.6	383.4	2,330.0
<b>Fund Total:</b>	1,711.5	1,946.6	383.4	2,330.0

## Summary of Expenditure and Budget Request for Selected Funds

<b>Agency:</b>	Department of Environmental Quality
<b>Fund:</b>	EV2221 Water Quality Assurance Revolving Fund (Non-Appropriated)

		FY 2022 Actual	FY 2023 Expd. Plan	FY 2024 Fund. Issue	FY 2024 Total Request
Cost Center/Program:					
1	Support	242.1	696.9	0.0	696.9
3	Waste Programs	14,389.3	16,137.6	0.0	16,137.6
4	Water Quality	1,534.7	1,738.9	0.0	1,738.9
		16,166.1	18,573.4	0.0	18,573.4
<b>Expenditure Categories</b>					
	FTE	52.3	52.7	0.0	52.7
	Personal Services	2,722.2	3,248.0	0.0	3,248.0
	Employee Related Expenses	947.5	1,115.2	0.0	1,115.2
	Professional and Outside Services	10,191.4	11,976.8	0.0	11,976.8
	Travel In-State	37.4	6.5	0.0	6.5
	Travel Out of State	1.8	5.0	0.0	5.0
	Food	0.0	0.0	0.0	0.0
	Aid to Organizations and Individuals	0.0	0.0	0.0	0.0
	Other Operating Expenses	326.1	115.2	0.0	115.2
	Equipment	179.3	3.2	0.0	3.2
	Capital Outlay	0.0	0.0	0.0	0.0
	Debt Service	0.0	0.0	0.0	0.0
	Cost Allocation	1,620.4	1,963.5	0.0	1,963.5
	Transfers	140.0	140.0	0.0	140.0
	<b>Expenditure Categories Total:</b>	16,166.1	18,573.4	0.0	18,573.4
	<b>Fund Total:</b>	16,166.1	18,573.4	0.0	18,573.4

## Summary of Expenditure and Budget Request for Selected Funds

<b>Agency:</b>	Department of Environmental Quality
<b>Fund:</b>	EV2226 Air Quality Fund (Appropriated)

	FY 2022 Actual	FY 2023 Expd. Plan	FY 2024 Fund. Issue	FY 2024 Total Request
Cost Center/Program:				
1 Support	568.4	1,227.8	(449.0)	778.8
2 Air Quality	3,841.9	4,443.2	1,016.1	5,459.3
3 Waste Programs	76.0	159.9	0.0	159.9
	4,486.3	5,830.9	567.1	6,398.0
<b>Expenditure Categories</b>				
FTE	32.6	31.9	2.0	33.9
Personal Services	1,829.5	2,649.2	184.6	2,833.8
Employee Related Expenses	633.8	923.0	72.0	995.0
Professional and Outside Services	169.4	347.4	195.0	542.4
Travel In-State	69.3	83.4	0.0	83.4
Travel Out of State	1.9	13.6	0.0	13.6
Food	0.0	0.0	0.0	0.0
Aid to Organizations and Individuals	374.6	20.3	0.0	20.3
Other Operating Expenses	279.1	152.1	0.0	152.1
Equipment	20.3	34.5	0.0	34.5
Capital Outlay	0.0	0.0	0.0	0.0
Debt Service	0.0	0.0	0.0	0.0
Cost Allocation	1,108.4	1,607.4	115.5	1,722.9
Transfers	0.0	0.0	0.0	0.0
<b>Expenditure Categories Total:</b>	4,486.3	5,830.9	567.1	6,398.0
<b>Fund Total:</b>	4,486.3	5,830.9	567.1	6,398.0



## Summary of Expenditure and Budget Request for Selected Funds

<b>Agency:</b>	Department of Environmental Quality
<b>Fund:</b>	EV2271 Underground Storage Tank Revolving (Non-Appropriated)

	FY 2022 Actual	FY 2023 Expd. Plan	FY 2024 Fund. Issue	FY 2024 Total Request
Cost Center/Program:				
1 Support	6,861.1	7,721.0	0.0	7,721.0
3 Waste Programs	27,434.2	40,769.8	0.0	40,769.8
4 Water Quality	1,016.8	2,174.5	0.0	2,174.5
	35,312.1	50,665.3	0.0	50,665.3
<b>Expenditure Categories</b>				
FTE	60.7	60.5	0.0	60.5
Personal Services	3,431.0	4,766.8	0.0	4,766.8
Employee Related Expenses	1,222.2	1,669.8	0.0	1,669.8
Professional and Outside Services	8,000.8	11,863.4	0.0	11,863.4
Travel In-State	48.0	85.1	0.0	85.1
Travel Out of State	1.0	1.0	0.0	1.0
Food	0.0	0.0	0.0	0.0
Aid to Organizations and Individuals	14,582.7	24,000.0	0.0	24,000.0
Other Operating Expenses	5,024.8	3,443.8	0.0	3,443.8
Equipment	561.1	392.0	0.0	392.0
Capital Outlay	0.0	0.0	0.0	0.0
Debt Service	0.0	0.0	0.0	0.0
Cost Allocation	2,410.4	4,441.4	0.0	4,441.4
Transfers	30.1	2.0	0.0	2.0
<b>Expenditure Categories Total:</b>	35,312.1	50,665.3	0.0	50,665.3
<b>Fund Total:</b>	35,312.1	50,665.3	0.0	50,665.3

## Summary of Expenditure and Budget Request for Selected Funds

<b>Agency:</b>	Department of Environmental Quality
<b>Fund:</b>	EV2289 Recycling Fund (Appropriated)

	FY 2022 Actual	FY 2023 Expd. Plan	FY 2024 Fund. Issue	FY 2024 Total Request
Cost Center/Program:				
1 Support	0.0	239.2	(130.1)	109.1
3 Waste Programs	1,290.8	2,283.2	130.1	2,413.3
4 Water Quality	173.7	0.0	0.0	0.0
	1,464.5	2,522.4	0.0	2,522.4
<b>Expenditure Categories</b>				
FTE	10.7	8.5	0.0	8.5
Personal Services	576.3	731.7	0.0	731.7
Employee Related Expenses	225.1	286.8	0.0	286.8
Professional and Outside Services	205.4	34.8	0.0	34.8
Travel In-State	0.0	0.0	0.0	0.0
Travel Out of State	0.4	0.0	0.0	0.0
Food	0.0	0.0	0.0	0.0
Aid to Organizations and Individuals	0.0	1,000.0	0.0	1,000.0
Other Operating Expenses	96.7	10.7	0.0	10.7
Equipment	0.0	0.0	0.0	0.0
Capital Outlay	0.0	0.0	0.0	0.0
Debt Service	0.0	0.0	0.0	0.0
Cost Allocation	360.6	458.4	0.0	458.4
Transfers	0.0	0.0	0.0	0.0
<b>Expenditure Categories Total:</b>	1,464.5	2,522.4	0.0	2,522.4
<b>Fund Total:</b>	1,464.5	2,522.4	0.0	2,522.4

## Summary of Expenditure and Budget Request for Selected Funds

<b>Agency:</b>	Department of Environmental Quality
<b>Fund:</b>	EV2308 Monitoring Assistance Fund (Non-Appropriated)

	FY 2022 Actual	FY 2023 Expd. Plan	FY 2024 Fund. Issue	FY 2024 Total Request
Cost Center/Program:				
1 Support	0.0	62.7	0.0	62.7
4 Water Quality	514.6	773.5	0.0	773.5
	514.6	836.2	0.0	836.2
<b>Expenditure Categories</b>				
FTE	0.7	0.8	0.0	0.8
Personal Services	50.7	75.2	0.0	75.2
Employee Related Expenses	18.9	28.7	0.0	28.7
Professional and Outside Services	408.3	682.4	0.0	682.4
Travel In-State	0.0	0.0	0.0	0.0
Travel Out of State	0.0	0.0	0.0	0.0
Food	0.0	0.0	0.0	0.0
Aid to Organizations and Individuals	0.0	0.0	0.0	0.0
Other Operating Expenses	5.4	3.1	0.0	3.1
Equipment	0.0	0.0	0.0	0.0
Capital Outlay	0.0	0.0	0.0	0.0
Debt Service	0.0	0.0	0.0	0.0
Cost Allocation	31.3	46.8	0.0	46.8
Transfers	0.0	0.0	0.0	0.0
<b>Expenditure Categories Total:</b>	514.6	836.2	0.0	836.2
<b>Fund Total:</b>	514.6	836.2	0.0	836.2

## Summary of Expenditure and Budget Request for Selected Funds

<b>Agency:</b>	Department of Environmental Quality
<b>Fund:</b>	EV2328 Permit Administration Fund (Appropriated)

	FY 2022 Actual	FY 2023 Expd. Plan	FY 2024 Fund. Issue	FY 2024 Total Request
Cost Center/Program:				
1 Support	137.1	188.7	0.0	188.7
2 Air Quality	4,175.8	7,006.1	0.0	7,006.1
3 Waste Programs	62.6	90.8	0.0	90.8
	4,375.5	7,285.6	0.0	7,285.6
<b>Expenditure Categories</b>				
FTE	36.4	33.1	0.0	33.1
Personal Services	1,956.3	2,519.3	0.0	2,519.3
Employee Related Expenses	681.4	894.1	0.0	894.1
Professional and Outside Services	124.4	264.9	0.0	264.9
Travel In-State	94.3	123.1	0.0	123.1
Travel Out of State	3.3	21.8	0.0	21.8
Food	0.0	0.0	0.0	0.0
Aid to Organizations and Individuals	0.0	0.0	0.0	0.0
Other Operating Expenses	328.9	1,905.2	0.0	1,905.2
Equipment	0.0	21.0	0.0	21.0
Capital Outlay	0.0	0.0	0.0	0.0
Debt Service	0.0	0.0	0.0	0.0
Cost Allocation	1,186.9	1,536.2	0.0	1,536.2
Transfers	0.0	0.0	0.0	0.0
<b>Expenditure Categories Total:</b>	4,375.5	7,285.6	0.0	7,285.6
<b>Fund Total:</b>	4,375.5	7,285.6	0.0	7,285.6

## Summary of Expenditure and Budget Request for Selected Funds

<b>Agency:</b>	Department of Environmental Quality
<b>Fund:</b>	EV2365 Voluntary Vehicle Repair & Retrofit Program Fund (Appropriated)

	FY 2022 Actual	FY 2023 Expd. Plan	FY 2024 Fund. Issue	FY 2024 Total Request
Cost Center/Program:				
4 Water Quality	526.6	0.0	0.0	0.0
	526.6	0.0	0.0	0.0
<b>Expenditure Categories</b>				
FTE	3.4	0.0	0.0	0.0
Personal Services	252.5	0.0	0.0	0.0
Employee Related Expenses	88.7	0.0	0.0	0.0
Professional and Outside Services	31.9	0.0	0.0	0.0
Travel In-State	0.0	0.0	0.0	0.0
Travel Out of State	0.0	0.0	0.0	0.0
Food	0.0	0.0	0.0	0.0
Aid to Organizations and Individuals	0.0	0.0	0.0	0.0
Other Operating Expenses	0.0	0.0	0.0	0.0
Equipment	0.0	0.0	0.0	0.0
Capital Outlay	0.0	0.0	0.0	0.0
Debt Service	0.0	0.0	0.0	0.0
Cost Allocation	153.5	0.0	0.0	0.0
Transfers	0.0	0.0	0.0	0.0
<b>Expenditure Categories Total:</b>	526.6	0.0	0.0	0.0
<b>Fund Total:</b>	526.6	0.0	0.0	0.0

## Summary of Expenditure and Budget Request for Selected Funds

<b>Agency:</b>	Department of Environmental Quality
<b>Fund:</b>	EV2365 Voluntary Vehicle Repair & Retrofit Program Fund (Non-Appropriated)

	FY 2022 Actual	FY 2023 Expd. Plan	FY 2024 Fund. Issue	FY 2024 Total Request
Cost Center/Program:				
2     Air Quality	1,543.3	2,862.1	0.0	2,862.1
	1,543.3	2,862.1	0.0	2,862.1
<b>Expenditure Categories</b>				
Personal Services	4.9	0.0	0.0	0.0
Employee Related Expenses	0.5	0.0	0.0	0.0
Professional and Outside Services	1,535.5	2,862.1	0.0	2,862.1
Travel In-State	0.0	0.0	0.0	0.0
Travel Out of State	0.0	0.0	0.0	0.0
Food	0.0	0.0	0.0	0.0
Aid to Organizations and Individuals	0.0	0.0	0.0	0.0
Other Operating Expenses	0.0	0.0	0.0	0.0
Equipment	0.0	0.0	0.0	0.0
Capital Outlay	0.0	0.0	0.0	0.0
Debt Service	0.0	0.0	0.0	0.0
Cost Allocation	2.4	0.0	0.0	0.0
Transfers	0.0	0.0	0.0	0.0
<b>Expenditure Categories Total:</b>	1,543.3	2,862.1	0.0	2,862.1
<b>Fund Total:</b>	1,543.3	2,862.1	0.0	2,862.1

## Summary of Expenditure and Budget Request for Selected Funds

<b>Agency:</b>	Department of Environmental Quality
<b>Fund:</b>	EV2449 Employee Recognition Fund (Non-Appropriated)

	FY 2022 Actual	FY 2023 Expd. Plan	FY 2024 Fund. Issue	FY 2024 Total Request
Cost Center/Program:				
1 Support	1.3	1.0	0.0	1.0
	1.3	1.0	0.0	1.0
<b>Expenditure Categories</b>				
Personal Services	0.0	0.0	0.0	0.0
Employee Related Expenses	0.0	0.0	0.0	0.0
Professional and Outside Services	0.0	0.0	0.0	0.0
Travel In-State	0.0	0.0	0.0	0.0
Travel Out of State	0.0	0.0	0.0	0.0
Food	0.0	0.0	0.0	0.0
Aid to Organizations and Individuals	0.0	0.0	0.0	0.0
Other Operating Expenses	1.3	1.0	0.0	1.0
Equipment	0.0	0.0	0.0	0.0
Capital Outlay	0.0	0.0	0.0	0.0
Debt Service	0.0	0.0	0.0	0.0
Cost Allocation	0.0	0.0	0.0	0.0
Transfers	0.0	0.0	0.0	0.0
<b>Expenditure Categories Total:</b>	1.3	1.0	0.0	1.0
<b>Fund Total:</b>	1.3	1.0	0.0	1.0

## Summary of Expenditure and Budget Request for Selected Funds

<b>Agency:</b>	Department of Environmental Quality
<b>Fund:</b>	EV2500 IGA and ISA Fund (Non-Appropriated)

	FY 2022 Actual	FY 2023 Expd. Plan	FY 2024 Fund. Issue	FY 2024 Total Request
Cost Center/Program:				
1 Support	260.5	507.1	0.0	507.1
3 Waste Programs	1,684.0	1,675.1	0.0	1,675.1
4 Water Quality	4,161.3	100.0	0.0	100.0
	6,105.8	2,282.2	0.0	2,282.2
<b>Expenditure Categories</b>				
FTE	25.1	27.6	0.0	27.6
Personal Services	1,455.7	185.3	0.0	185.3
Employee Related Expenses	527.8	72.2	0.0	72.2
Professional and Outside Services	2,737.8	1,941.1	0.0	1,941.1
Travel In-State	0.0	0.0	0.0	0.0
Travel Out of State	0.6	40.0	0.0	40.0
Food	0.0	0.0	0.0	0.0
Aid to Organizations and Individuals	0.0	0.0	0.0	0.0
Other Operating Expenses	2.6	6.1	0.0	6.1
Equipment	559.4	7.5	0.0	7.5
Capital Outlay	0.0	0.0	0.0	0.0
Debt Service	0.0	0.0	0.0	0.0
Cost Allocation	791.9	0.0	0.0	0.0
Transfers	30.0	30.0	0.0	30.0
<b>Expenditure Categories Total:</b>	6,105.8	2,282.2	0.0	2,282.2
<b>Fund Total:</b>	6,105.8	2,282.2	0.0	2,282.2



## Summary of Expenditure and Budget Request for Selected Funds

<b>Agency:</b>	Department of Environmental Quality
<b>Fund:</b>	EV2563 Institutional & Engineering Control Fund (Non-Appropriated)

	FY 2022 Actual	FY 2023 Expd. Plan	FY 2024 Fund. Issue	FY 2024 Total Request
Cost Center/Program:				
3 Waste Programs	28.0	37.4	0.0	37.4
	28.0	37.4	0.0	37.4
<b>Expenditure Categories</b>				
FTE	0.2	0.2	0.0	0.2
Personal Services	14.0	18.7	0.0	18.7
Employee Related Expenses	5.3	7.1	0.0	7.1
Professional and Outside Services	0.0	0.0	0.0	0.0
Travel In-State	0.0	0.0	0.0	0.0
Travel Out of State	0.0	0.0	0.0	0.0
Food	0.0	0.0	0.0	0.0
Aid to Organizations and Individuals	0.0	0.0	0.0	0.0
Other Operating Expenses	0.0	0.0	0.0	0.0
Equipment	0.0	0.0	0.0	0.0
Capital Outlay	0.0	0.0	0.0	0.0
Debt Service	0.0	0.0	0.0	0.0
Cost Allocation	8.7	11.6	0.0	11.6
Transfers	0.0	0.0	0.0	0.0
<b>Expenditure Categories Total:</b>	28.0	37.4	0.0	37.4
<b>Fund Total:</b>	28.0	37.4	0.0	37.4

## Summary of Expenditure and Budget Request for Selected Funds

<b>Agency:</b>	Department of Environmental Quality
<b>Fund:</b>	EV2564 Voluntary Remediation Fund (Non-Appropriated)

	FY 2022 Actual	FY 2023 Expd. Plan	FY 2024 Fund. Issue	FY 2024 Total Request
Cost Center/Program:				
3 Waste Programs	598.9	615.4	0.0	615.4
	598.9	615.4	0.0	615.4
<b>Expenditure Categories</b>				
FTE	2.3	3.1	0.0	3.1
Personal Services	230.2	278.7	0.0	278.7
Employee Related Expenses	79.3	94.0	0.0	94.0
Professional and Outside Services	149.4	75.0	0.0	75.0
Travel In-State	0.7	0.0	0.0	0.0
Travel Out of State	0.0	0.0	0.0	0.0
Food	0.0	0.0	0.0	0.0
Aid to Organizations and Individuals	0.0	0.0	0.0	0.0
Other Operating Expenses	0.0	0.0	0.0	0.0
Equipment	0.0	0.0	0.0	0.0
Capital Outlay	0.0	0.0	0.0	0.0
Debt Service	0.0	0.0	0.0	0.0
Cost Allocation	139.3	167.7	0.0	167.7
Transfers	0.0	0.0	0.0	0.0
<b>Expenditure Categories Total:</b>	598.9	615.4	0.0	615.4
<b>Fund Total:</b>	598.9	615.4	0.0	615.4

## Summary of Expenditure and Budget Request for Selected Funds

<b>Agency:</b>	Department of Environmental Quality
<b>Fund:</b>	EV3006 Specific Site Judgment Fund (Non-Appropriated)

		FY 2022 Actual	FY 2023 Expd. Plan	FY 2024 Fund. Issue	FY 2024 Total Request
Cost Center/Program:					
3	Waste Programs	0.0	0.2	0.0	0.2
		0.0	0.2	0.0	0.2
<b>Expenditure Categories</b>					
	Personal Services	0.0	0.0	0.0	0.0
	Employee Related Expenses	0.0	0.0	0.0	0.0
	Professional and Outside Services	0.0	0.2	0.0	0.2
	Travel In-State	0.0	0.0	0.0	0.0
	Travel Out of State	0.0	0.0	0.0	0.0
	Food	0.0	0.0	0.0	0.0
	Aid to Organizations and Individuals	0.0	0.0	0.0	0.0
	Other Operating Expenses	0.0	0.0	0.0	0.0
	Equipment	0.0	0.0	0.0	0.0
	Capital Outlay	0.0	0.0	0.0	0.0
	Debt Service	0.0	0.0	0.0	0.0
	Cost Allocation	0.0	0.0	0.0	0.0
	Transfers	0.0	0.0	0.0	0.0
	<b>Expenditure Categories Total:</b>	0.0	0.2	0.0	0.2
	<b>Fund Total:</b>	0.0	0.2	0.0	0.2

## Summary of Expenditure and Budget Request for Selected Funds

<b>Agency:</b>	Department of Environmental Quality
<b>Fund:</b>	EV3031 Emergency Response Fund (Appropriated)

		FY 2022 Actual	FY 2023 Expd. Plan	FY 2024 Fund. Issue	FY 2024 Total Request
Cost Center/Program:					
3	Waste Programs	87.6	528.3	0.0	528.3
		87.6	528.3	0.0	528.3
<b>Expenditure Categories</b>					
	Personal Services	0.0	0.0	0.0	0.0
	Employee Related Expenses	0.0	0.0	0.0	0.0
	Professional and Outside Services	0.0	395.5	0.0	395.5
	Travel In-State	0.0	0.0	0.0	0.0
	Travel Out of State	0.0	0.0	0.0	0.0
	Food	0.0	0.0	0.0	0.0
	Aid to Organizations and Individuals	87.6	132.8	0.0	132.8
	Other Operating Expenses	0.0	0.0	0.0	0.0
	Equipment	0.0	0.0	0.0	0.0
	Capital Outlay	0.0	0.0	0.0	0.0
	Debt Service	0.0	0.0	0.0	0.0
	Cost Allocation	0.0	0.0	0.0	0.0
	Transfers	0.0	0.0	0.0	0.0
	<b>Expenditure Categories Total:</b>	87.6	528.3	0.0	528.3
	<b>Fund Total:</b>	87.6	528.3	0.0	528.3

## Summary of Expenditure and Budget Request for Selected Funds

<b>Agency:</b>	Department of Environmental Quality
<b>Fund:</b>	EV3110 Solid Waste Fee Fund (Appropriated)

	FY 2022 Actual	FY 2023 Expd. Plan	FY 2024 Fund. Issue	FY 2024 Total Request
Cost Center/Program:				
1 Support	258.4	671.2	(271.8)	399.4
3 Waste Programs	1,455.5	2,003.4	569.1	2,572.5
	1,713.9	2,674.6	297.3	2,971.9
<b>Expenditure Categories</b>				
FTE	10.6	16.2	1.0	17.2
Personal Services	498.0	1,093.8	78.8	1,172.6
Employee Related Expenses	176.8	411.8	30.8	442.6
Professional and Outside Services	75.2	228.6	106.8	335.4
Travel In-State	30.1	32.1	31.5	63.6
Travel Out of State	0.0	5.0	0.0	5.0
Food	0.0	0.0	0.0	0.0
Aid to Organizations and Individuals	0.0	0.0	0.0	0.0
Other Operating Expenses	26.2	225.8	0.0	225.8
Equipment	0.0	0.0	0.0	0.0
Capital Outlay	0.0	0.0	0.0	0.0
Debt Service	0.0	0.0	0.0	0.0
Cost Allocation	303.6	677.5	49.4	726.9
Transfers	604.0	0.0	0.0	0.0
<b>Expenditure Categories Total:</b>	1,713.9	2,674.6	297.3	2,971.9
<b>Fund Total:</b>	1,713.9	2,674.6	297.3	2,971.9

## Summary of Expenditure and Budget Request for Selected Funds

<b>Agency:</b>	Department of Environmental Quality
<b>Fund:</b>	EV4100 Water Quality Fee Fund (Appropriated)

	FY 2022 Actual	FY 2023 Expd. Plan	FY 2024 Fund. Issue	FY 2024 Total Request
Cost Center/Program:				
1 Support	1,412.0	2,779.7	(1,288.9)	1,490.8
3 Waste Programs	6.7	79.3	0.0	79.3
4 Water Quality	6,383.8	15,489.2	2,294.9	17,784.1
	7,802.5	18,348.2	1,006.0	19,354.2
<b>Expenditure Categories</b>				
FTE	56.8	91.1	0.0	91.1
Personal Services	3,222.6	6,477.5	0.0	6,477.5
Employee Related Expenses	1,145.9	2,357.0	0.0	2,357.0
Professional and Outside Services	1,708.1	4,134.2	820.0	4,954.2
Travel In-State	25.3	157.5	16.0	173.5
Travel Out of State	0.2	25.0	0.0	25.0
Food	0.0	0.0	0.0	0.0
Aid to Organizations and Individuals	0.0	0.0	0.0	0.0
Other Operating Expenses	60.3	2,616.6	0.0	2,616.6
Equipment	(9.4)	5.0	90.0	95.0
Capital Outlay	0.0	0.0	0.0	0.0
Debt Service	0.0	0.0	0.0	0.0
Cost Allocation	1,649.5	2,575.4	0.0	2,575.4
Transfers	0.0	0.0	80.0	80.0
<b>Expenditure Categories Total:</b>	7,802.5	18,348.2	1,006.0	19,354.2
<b>Fund Total:</b>	7,802.5	18,348.2	1,006.0	19,354.2

## Summary of Expenditure and Budget Request for Selected Funds

<b>Agency:</b>	Department of Environmental Quality
<b>Fund:</b>	EV4150 Safe Drinking Water Program Fund (Appropriated)

	FY 2022 Actual	FY 2023 Expd. Plan	FY 2024 Fund. Issue	FY 2024 Total Request
Cost Center/Program:				
1 Support	236.2	922.9	(144.3)	778.6
4 Water Quality	1,756.3	1,075.6	144.3	1,219.9
	1,992.5	1,998.5	0.0	1,998.5
<b>Expenditure Categories</b>				
FTE	14.9	10.8	0.0	10.8
Personal Services	822.4	794.7	0.0	794.7
Employee Related Expenses	297.2	288.8	0.0	288.8
Professional and Outside Services	241.9	162.8	0.0	162.8
Travel In-State	19.3	32.6	0.0	32.6
Travel Out of State	0.0	3.0	0.0	3.0
Food	0.0	0.0	0.0	0.0
Aid to Organizations and Individuals	0.0	0.0	0.0	0.0
Other Operating Expenses	107.6	228.9	0.0	228.9
Equipment	0.0	0.0	0.0	0.0
Capital Outlay	0.0	0.0	0.0	0.0
Debt Service	0.0	0.0	0.0	0.0
Cost Allocation	503.9	487.7	0.0	487.7
Transfers	0.2	0.0	0.0	0.0
<b>Expenditure Categories Total:</b>	1,992.5	1,998.5	0.0	1,998.5
<b>Fund Total:</b>	1,992.5	1,998.5	0.0	1,998.5

## Summary of Expenditure and Budget Request for Selected Funds

<b>Agency:</b>	Department of Environmental Quality
<b>Fund:</b>	EV9000 Indirect Cost Recovery Fund (Appropriated)

	FY 2022 Actual	FY 2023 Expd. Plan	FY 2024 Fund. Issue	FY 2024 Total Request
Cost Center/Program:				
1 Support	13,968.6	18,574.6	0.0	18,574.6
3 Waste Programs	0.0	54.4	0.0	54.4
4 Water Quality	0.0	0.0	0.0	0.0
	13,968.6	18,629.0	0.0	18,629.0
<b>Expenditure Categories</b>				
FTE	125.2	129.3	0.0	129.3
Personal Services	7,454.3	10,837.2	0.0	10,837.2
Employee Related Expenses	2,502.6	3,801.2	0.0	3,801.2
Professional and Outside Services	813.9	982.2	0.0	982.2
Travel In-State	51.4	61.7	0.0	61.7
Travel Out of State	8.7	19.8	0.0	19.8
Food	0.0	0.0	0.0	0.0
Aid to Organizations and Individuals	0.0	0.0	0.0	0.0
Other Operating Expenses	2,890.8	2,621.9	0.0	2,621.9
Equipment	13.2	21.5	0.0	21.5
Capital Outlay	0.0	0.0	0.0	0.0
Debt Service	0.0	0.0	0.0	0.0
Cost Allocation	0.0	0.0	0.0	0.0
Transfers	233.7	283.5	0.0	283.5
<b>Expenditure Categories Total:</b>	13,968.6	18,629.0	0.0	18,629.0
<b>Fund Total:</b>	13,968.6	18,629.0	0.0	18,629.0



## Summary of Expenditure and Budget Request for Selected Funds

<b>Agency:</b>	Department of Environmental Quality
<b>Fund:</b>	EV9000 Indirect Cost Recovery Fund (Appropriated)

	FY 2022 Actual	FY 2023 Expd. Plan	FY 2024 Fund. Issue	FY 2024 Total Request
<b>Agency Total for Selected Funds</b>	138,429.3	208,404.0	2,253.8	210,657.8

## Program Summary of Expenditures and Budget Request

<b>Agency:</b>	Department of Environmental Quality
<b>Program:</b>	Support

		FY 2022 Actual	FY 2023 Expd. Plan	FY 2024 Fund. Issue	FY 2024 Total Request
<b>Program Summary</b>					
1-1	Support	25,190.6	33,035.4	0.0	33,035.4
1-2	SLI FY 2023 Salary Increase	0.0	2,450.6	(2,450.6)	0.0
<b>Program Summary Total:</b>		25,190.6	35,486.0	(2,450.6)	33,035.4
<b>Expenditure Categories</b>					
0000	FTE Positions	172.4	196.3	(16.0)	180.3
6000	Personal Services	10,061.2	16,144.3	(1,215.9)	14,928.4
6100	Employee Related Expenses	3,404.6	5,697.2	(474.3)	5,222.9
6200	Professional and Outside Services	1,706.1	3,568.4	0.0	3,568.4
6500	Travel In-State	52.5	66.9	0.0	66.9
6600	Travel Out of State	9.7	60.3	0.0	60.3
6700	Food	0.0	0.0	0.0	0.0
6800	Aid to Organizations and Individuals	0.0	0.0	0.0	0.0
7000	Other Operating Expenses	7,620.2	6,076.3	0.0	6,076.3
8000	Equipment	564.4	409.0	0.0	409.0
8100	Capital Outlay	0.0	0.0	0.0	0.0
8600	Debt Service	0.0	0.0	0.0	0.0
9000	Cost Allocation	1,478.3	3,150.1	(760.4)	2,389.7
9100	Transfers	293.6	313.5	0.0	313.5
<b>Expenditure Categories Total:</b>		25,190.6	35,486.0	(2,450.6)	33,035.4
<b>Fund Source</b>					
<b>Appropriated Funds</b>					
EV2082-A	DEQ Emissions Inspection Fund (Appropriated)	33.5	109.5	0.0	109.5
EV2178-A	Hazardous Waste Management Fund (Appropriat	348.0	700.5	(166.5)	534.0
EV2226-A	Air Quality Fund (Appropriated)	568.4	1,227.8	(449.0)	778.8
EV2289-A	Recycling Fund (Appropriated)	0.0	239.2	(130.1)	109.1
EV2328-A	Permit Administration Fund (Appropriated)	137.1	188.7	0.0	188.7
EV3110-A	Solid Waste Fee Fund (Appropriated)	258.4	671.2	(271.8)	399.4
EV4100-A	Water Quality Fee Fund (Appropriated)	1,412.0	2,779.7	(1,288.9)	1,490.8
EV4150-A	Safe Drinking Water Program Fund (Appropriated)	236.2	922.9	(144.3)	778.6
EV9000-A	Indirect Cost Recovery Fund (Appropriated)	13,968.6	18,574.6	0.0	18,574.6
		16,962.2	25,414.1	(2,450.6)	22,963.5
<b>Non-Appropriated Funds</b>					
EV2000-N	Federal Grants Fund (Non-Appropriated)	863.4	1,083.2	0.0	1,083.2
EV2221-N	Water Quality Assurance Revolving Fund (Non-Ap	242.1	696.9	0.0	696.9

## Program Summary of Expenditures and Budget Request

<b>Agency:</b>	<b>Department of Environmental Quality</b>
<b>Program:</b>	<b>Support</b>

	FY 2022 Actual	FY 2023 Expd. Plan	FY 2024 Fund. Issue	FY 2024 Total Request
EV2271-N Underground Storage Tank Revolving (Non-Appro	6,861.1	7,721.0	0.0	7,721.0
EV2308-N Monitoring Assistance Fund (Non-Appropriated)	0.0	62.7	0.0	62.7
EV2449-N Employee Recognition Fund (Non-Appropriated)	1.3	1.0	0.0	1.0
EV2500-N IGA and ISA Fund (Non-Appropriated)	260.5	507.1	0.0	507.1
	8,228.4	10,071.9	0.0	10,071.9
<b>Fund Source Total:</b>	25,190.6	35,486.0	(2,450.6)	33,035.4

## Program Group Summary of Expenditures and Budget Request for Selected Funds

<b>Agency:</b>	Department of Environmental Quality
<b>Program:</b>	Support

	FY 2022 Actual	FY 2023 Expd. Plan	FY 2024 Fund. Issue	FY 2024 Total Request
--	-------------------	-----------------------	------------------------	--------------------------

<b>Fund:</b>	EV2000-N Federal Grants Fund (Non-Appropriated)
--------------	---

### Program Expenditures

COST CENTER/PROGRAM BUDGET UNIT					
1-1	Support	863.4	1,083.2	0.0	1,083.2
	Total	863.4	1,083.2	0.0	1,083.2

### Non-Appropriated Funding

#### Expenditure Categories

	FTE Positions	5.6	7.1	0.0	7.1
	Personal Services	299.7	387.3	0.0	387.3
	Employee Related Expenses	107.7	151.0	0.0	151.0
	Professional and Outside Services	1.6	0.0	0.0	0.0
	Travel In-State	0.0	0.0	0.0	0.0
	Travel Out of State	0.0	0.5	0.0	0.5
	Food	0.0	0.0	0.0	0.0
	Aid to Organizations and Individuals	0.0	0.0	0.0	0.0
	Other Operating Expenses	271.1	302.2	0.0	302.2
	Equipment	0.0	0.0	0.0	0.0
	Capital Outlay	0.0	0.0	0.0	0.0
	Debt Service	0.0	0.0	0.0	0.0
	Cost Allocation	183.3	242.2	0.0	242.2
	Transfers	0.0	0.0	0.0	0.0
<b>Expenditure Categories Total:</b>		863.4	1,083.2	0.0	1,083.2
<b>Fund EV2000-N Total:</b>		863.4	1,083.2	0.0	1,083.2

## Program Group Summary of Expenditures and Budget Request for Selected Funds

<b>Agency:</b>	Department of Environmental Quality
<b>Program:</b>	Support

	FY 2022 Actual	FY 2023 Expd. Plan	FY 2024 Fund. Issue	FY 2024 Total Request
--	-------------------	-----------------------	------------------------	--------------------------

<b>Fund:</b>	EV2082-A DEQ Emissions Inspection Fund (Appropriated)
--------------	---

### Program Expenditures

COST CENTER/PROGRAM BUDGET UNIT					
1-1	Support	33.5	109.5	0.0	109.5
	Total	33.5	109.5	0.0	109.5

### Appropriated Funding

#### Expenditure Categories

FTE Positions	0.3	0.4	0.0	0.4
Personal Services	15.9	27.2	0.0	27.2
Employee Related Expenses	5.2	8.9	0.0	8.9
Professional and Outside Services	0.1	0.1	0.0	0.1
Travel In-State	0.0	0.0	0.0	0.0
Travel Out of State	0.0	0.0	0.0	0.0
Food	0.0	0.0	0.0	0.0
Aid to Organizations and Individuals	0.0	0.0	0.0	0.0
Other Operating Expenses	2.8	57.0	0.0	57.0
Equipment	0.0	0.0	0.0	0.0
Capital Outlay	0.0	0.0	0.0	0.0
Debt Service	0.0	0.0	0.0	0.0
Cost Allocation	9.5	16.3	0.0	16.3
Transfers	0.0	0.0	0.0	0.0
<b>Expenditure Categories Total:</b>	<b>33.5</b>	<b>109.5</b>	<b>0.0</b>	<b>109.5</b>
<b>Fund EV2082-A Total:</b>	<b>33.5</b>	<b>109.5</b>	<b>0.0</b>	<b>109.5</b>

## Program Group Summary of Expenditures and Budget Request for Selected Funds

<b>Agency:</b>	Department of Environmental Quality
<b>Program:</b>	Support

	FY 2022 Actual	FY 2023 Expd. Plan	FY 2024 Fund. Issue	FY 2024 Total Request
--	-------------------	-----------------------	------------------------	--------------------------

<b>Fund:</b>	EV2178-A Hazardous Waste Management Fund (Appropriated)
--------------	---

### Program Expenditures

COST CENTER/PROGRAM BUDGET UNIT					
1-1	Support	348.0	534.0	0.0	534.0
1-2	SLI FY 2023 Salary Increase	0.0	166.5	(166.5)	0.0
	Total	348.0	700.5	(166.5)	534.0

### Appropriated Funding

#### Expenditure Categories

	FTE Positions	2.7	4.2	(1.0)	3.2
	Personal Services	161.3	351.6	(82.5)	269.1
	Employee Related Expenses	55.9	130.1	(32.3)	97.8
	Professional and Outside Services	1.4	1.4	0.0	1.4
	Travel In-State	0.1	0.6	0.0	0.6
	Travel Out of State	0.0	0.0	0.0	0.0
	Food	0.0	0.0	0.0	0.0
	Aid to Organizations and Individuals	0.0	0.0	0.0	0.0
	Other Operating Expenses	31.6	0.0	0.0	0.0
	Equipment	0.0	0.0	0.0	0.0
	Capital Outlay	0.0	0.0	0.0	0.0
	Debt Service	0.0	0.0	0.0	0.0
	Cost Allocation	97.7	216.8	(51.7)	165.1
	Transfers	0.0	0.0	0.0	0.0
<b>Expenditure Categories Total:</b>		348.0	700.5	(166.5)	534.0
<b>Fund EV2178-A Total:</b>		348.0	700.5	(166.5)	534.0

## Program Group Summary of Expenditures and Budget Request for Selected Funds

<b>Agency:</b>	Department of Environmental Quality
<b>Program:</b>	Support

	FY 2022 Actual	FY 2023 Expd. Plan	FY 2024 Fund. Issue	FY 2024 Total Request
--	-------------------	-----------------------	------------------------	--------------------------

<b>Fund:</b>	EV2221-N Water Quality Assurance Revolving Fund (Non-Appropriated)
--------------	--

### Program Expenditures

COST CENTER/PROGRAM BUDGET UNIT					
1-1	Support	242.1	696.9	0.0	696.9
	Total	242.1	696.9	0.0	696.9

### Non-Appropriated Funding

#### Expenditure Categories

FTE Positions	2.5	4.3	0.0	4.3
Personal Services	111.2	358.3	0.0	358.3
Employee Related Expenses	41.4	118.9	0.0	118.9
Professional and Outside Services	0.3	0.6	0.0	0.6
Travel In-State	0.0	0.0	0.0	0.0
Travel Out of State	0.0	0.0	0.0	0.0
Food	0.0	0.0	0.0	0.0
Aid to Organizations and Individuals	0.0	0.0	0.0	0.0
Other Operating Expenses	20.5	4.3	0.0	4.3
Equipment	0.0	0.0	0.0	0.0
Capital Outlay	0.0	0.0	0.0	0.0
Debt Service	0.0	0.0	0.0	0.0
Cost Allocation	68.7	214.8	0.0	214.8
Transfers	0.0	0.0	0.0	0.0
<b>Expenditure Categories Total:</b>	<b>242.1</b>	<b>696.9</b>	<b>0.0</b>	<b>696.9</b>
<b>Fund EV2221-N Total:</b>	<b>242.1</b>	<b>696.9</b>	<b>0.0</b>	<b>696.9</b>

## Program Group Summary of Expenditures and Budget Request for Selected Funds

<b>Agency:</b>	Department of Environmental Quality
<b>Program:</b>	Support

	FY 2022 Actual	FY 2023 Expd. Plan	FY 2024 Fund. Issue	FY 2024 Total Request
--	-------------------	-----------------------	------------------------	--------------------------

<b>Fund:</b>	EV2226-A Air Quality Fund (Appropriated)
--------------	--

### Program Expenditures

COST CENTER/PROGRAM BUDGET UNIT					
1-1	Support	568.4	778.8	0.0	778.8
1-2	SLI FY 2023 Salary Increase	0.0	449.0	(449.0)	0.0
	Total	568.4	1,227.8	(449.0)	778.8

### Appropriated Funding

#### Expenditure Categories

FTE Positions		4.6	7.0	(3.0)	4.0
Personal Services		281.7	595.8	(222.8)	373.0
Employee Related Expenses		92.3	211.4	(86.8)	124.6
Professional and Outside Services		2.9	0.4	0.0	0.4
Travel In-State		0.2	1.5	0.0	1.5
Travel Out of State		0.0	0.0	0.0	0.0
Food		0.0	0.0	0.0	0.0
Aid to Organizations and Individuals		0.0	0.0	0.0	0.0
Other Operating Expenses		23.0	55.4	0.0	55.4
Equipment		0.0	0.0	0.0	0.0
Capital Outlay		0.0	0.0	0.0	0.0
Debt Service		0.0	0.0	0.0	0.0
Cost Allocation		168.3	363.3	(139.4)	223.9
Transfers		0.0	0.0	0.0	0.0
<b>Expenditure Categories Total:</b>		568.4	1,227.8	(449.0)	778.8
<b>Fund EV2226-A Total:</b>		568.4	1,227.8	(449.0)	778.8



## Program Group Summary of Expenditures and Budget Request for Selected Funds

<b>Agency:</b>	Department of Environmental Quality
<b>Program:</b>	Support

	FY 2022 Actual	FY 2023 Expd. Plan	FY 2024 Fund. Issue	FY 2024 Total Request
--	-------------------	-----------------------	------------------------	--------------------------

<b>Fund:</b>	EV2271-N Underground Storage Tank Revolving (Non-Appropriated)
--------------	--

### Program Expenditures

COST CENTER/PROGRAM BUDGET UNIT					
1-1	Support	6,861.1	7,721.0	0.0	7,721.0
	Total	6,861.1	7,721.0	0.0	7,721.0

### Non-Appropriated Funding

#### Expenditure Categories

	FTE Positions	13.1	13.7	0.0	13.7
	Personal Services	572.0	1,182.5	0.0	1,182.5
	Employee Related Expenses	202.7	407.5	0.0	407.5
	Professional and Outside Services	874.7	2,351.5	0.0	2,351.5
	Travel In-State	0.1	0.6	0.0	0.6
	Travel Out of State	0.4	0.0	0.0	0.0
	Food	0.0	0.0	0.0	0.0
	Aid to Organizations and Individuals	0.0	0.0	0.0	0.0
	Other Operating Expenses	4,284.9	2,683.4	0.0	2,683.4
	Equipment	547.8	380.0	0.0	380.0
	Capital Outlay	0.0	0.0	0.0	0.0
	Debt Service	0.0	0.0	0.0	0.0
	Cost Allocation	348.6	715.5	0.0	715.5
	Transfers	29.9	0.0	0.0	0.0
<b>Expenditure Categories Total:</b>		6,861.1	7,721.0	0.0	7,721.0
<b>Fund EV2271-N Total:</b>		6,861.1	7,721.0	0.0	7,721.0

## Program Group Summary of Expenditures and Budget Request for Selected Funds

<b>Agency:</b>	Department of Environmental Quality
<b>Program:</b>	Support

	FY 2022 Actual	FY 2023 Expd. Plan	FY 2024 Fund. Issue	FY 2024 Total Request
--	-------------------	-----------------------	------------------------	--------------------------

<b>Fund:</b>	EV2289-A Recycling Fund (Appropriated)
--------------	--

### Program Expenditures

COST CENTER/PROGRAM BUDGET UNIT					
1-1	Support	0.0	109.1	0.0	109.1
1-2	SLI FY 2023 Salary Increase	0.0	130.1	(130.1)	0.0
	Total	0.0	239.2	(130.1)	109.1

### Appropriated Funding

#### Expenditure Categories

FTE Positions		0.0	1.6	(1.0)	0.6
Personal Services		0.0	118.7	(64.6)	54.1
Employee Related Expenses		0.0	46.3	(25.2)	21.1
Professional and Outside Services		0.0	0.0	0.0	0.0
Travel In-State		0.0	0.0	0.0	0.0
Travel Out of State		0.0	0.0	0.0	0.0
Food		0.0	0.0	0.0	0.0
Aid to Organizations and Individuals		0.0	0.0	0.0	0.0
Other Operating Expenses		0.0	0.0	0.0	0.0
Equipment		0.0	0.0	0.0	0.0
Capital Outlay		0.0	0.0	0.0	0.0
Debt Service		0.0	0.0	0.0	0.0
Cost Allocation		0.0	74.2	(40.3)	33.9
Transfers		0.0	0.0	0.0	0.0
<b>Expenditure Categories Total:</b>		0.0	239.2	(130.1)	109.1
<b>Fund EV2289-A Total:</b>		0.0	239.2	(130.1)	109.1

## Program Group Summary of Expenditures and Budget Request for Selected Funds

<b>Agency:</b>	Department of Environmental Quality
<b>Program:</b>	Support

	FY 2022 Actual	FY 2023 Expd. Plan	FY 2024 Fund. Issue	FY 2024 Total Request
--	-------------------	-----------------------	------------------------	--------------------------

<b>Fund:</b>	EV2308-N Monitoring Assistance Fund (Non-Appropriated)
--------------	--

### Program Expenditures

COST CENTER/PROGRAM BUDGET UNIT					
1-1	Support	0.0	62.7	0.0	62.7
	Total	0.0	62.7	0.0	62.7

### Non-Appropriated Funding

#### Expenditure Categories

	FTE Positions	0.0	0.3	0.0	0.3
	Personal Services	0.0	31.1	0.0	31.1
	Employee Related Expenses	0.0	12.1	0.0	12.1
	Professional and Outside Services	0.0	0.0	0.0	0.0
	Travel In-State	0.0	0.0	0.0	0.0
	Travel Out of State	0.0	0.0	0.0	0.0
	Food	0.0	0.0	0.0	0.0
	Aid to Organizations and Individuals	0.0	0.0	0.0	0.0
	Other Operating Expenses	0.0	0.0	0.0	0.0
	Equipment	0.0	0.0	0.0	0.0
	Capital Outlay	0.0	0.0	0.0	0.0
	Debt Service	0.0	0.0	0.0	0.0
	Cost Allocation	0.0	19.5	0.0	19.5
	Transfers	0.0	0.0	0.0	0.0
<b>Expenditure Categories Total:</b>		0.0	62.7	0.0	62.7
<b>Fund EV2308-N Total:</b>		0.0	62.7	0.0	62.7

## Program Group Summary of Expenditures and Budget Request for Selected Funds

<b>Agency:</b>	Department of Environmental Quality
<b>Program:</b>	Support

	FY 2022 Actual	FY 2023 Expd. Plan	FY 2024 Fund. Issue	FY 2024 Total Request
--	-------------------	-----------------------	------------------------	--------------------------

<b>Fund:</b>	EV2328-A Permit Administration Fund (Appropriated)
--------------	--

### Program Expenditures

COST CENTER/PROGRAM BUDGET UNIT					
1-1	Support	137.1	188.7	0.0	188.7
	Total	137.1	188.7	0.0	188.7

### Appropriated Funding

#### Expenditure Categories

FTE Positions	0.8	0.4	0.0	0.4
Personal Services	36.5	29.7	0.0	29.7
Employee Related Expenses	13.0	10.9	0.0	10.9
Professional and Outside Services	0.0	0.6	0.0	0.6
Travel In-State	0.0	0.2	0.0	0.2
Travel Out of State	0.0	0.0	0.0	0.0
Food	0.0	0.0	0.0	0.0
Aid to Organizations and Individuals	0.0	0.0	0.0	0.0
Other Operating Expenses	65.3	129.0	0.0	129.0
Equipment	0.0	0.0	0.0	0.0
Capital Outlay	0.0	0.0	0.0	0.0
Debt Service	0.0	0.0	0.0	0.0
Cost Allocation	22.3	18.3	0.0	18.3
Transfers	0.0	0.0	0.0	0.0
<b>Expenditure Categories Total:</b>	<b>137.1</b>	<b>188.7</b>	<b>0.0</b>	<b>188.7</b>
<b>Fund EV2328-A Total:</b>	<b>137.1</b>	<b>188.7</b>	<b>0.0</b>	<b>188.7</b>

## Program Group Summary of Expenditures and Budget Request for Selected Funds

<b>Agency:</b>	Department of Environmental Quality
<b>Program:</b>	Support

	FY 2022 Actual	FY 2023 Expd. Plan	FY 2024 Fund. Issue	FY 2024 Total Request
--	-------------------	-----------------------	------------------------	--------------------------

<b>Fund:</b>	EV2449-N Employee Recognition Fund (Non-Appropriated)
--------------	---

### Program Expenditures

COST CENTER/PROGRAM BUDGET UNIT					
1-1	Support	1.3	1.0	0.0	1.0
	Total	1.3	1.0	0.0	1.0

### Non-Appropriated Funding

#### Expenditure Categories

Personal Services	0.0	0.0	0.0	0.0
Employee Related Expenses	0.0	0.0	0.0	0.0
Professional and Outside Services	0.0	0.0	0.0	0.0
Travel In-State	0.0	0.0	0.0	0.0
Travel Out of State	0.0	0.0	0.0	0.0
Food	0.0	0.0	0.0	0.0
Aid to Organizations and Individuals	0.0	0.0	0.0	0.0
Other Operating Expenses	1.3	1.0	0.0	1.0
Equipment	0.0	0.0	0.0	0.0
Capital Outlay	0.0	0.0	0.0	0.0
Debt Service	0.0	0.0	0.0	0.0
Cost Allocation	0.0	0.0	0.0	0.0
Transfers	0.0	0.0	0.0	0.0
<b>Expenditure Categories Total:</b>	<b>1.3</b>	<b>1.0</b>	<b>0.0</b>	<b>1.0</b>
<b>Fund EV2449-N Total:</b>	<b>1.3</b>	<b>1.0</b>	<b>0.0</b>	<b>1.0</b>

## Program Group Summary of Expenditures and Budget Request for Selected Funds

<b>Agency:</b>	Department of Environmental Quality
<b>Program:</b>	Support

	FY 2022 Actual	FY 2023 Expd. Plan	FY 2024 Fund. Issue	FY 2024 Total Request
--	-------------------	-----------------------	------------------------	--------------------------

<b>Fund:</b>	EV2500-N IGA and ISA Fund (Non-Appropriated)
--------------	--

### Program Expenditures

COST CENTER/PROGRAM BUDGET UNIT					
1-1	Support	260.5	507.1	0.0	507.1
	Total	260.5	507.1	0.0	507.1

### Non-Appropriated Funding

#### Expenditure Categories

	FTE Positions	2.0	2.0	0.0	2.0
	Personal Services	163.4	185.3	0.0	185.3
	Employee Related Expenses	60.4	72.2	0.0	72.2
	Professional and Outside Services	0.7	166.0	0.0	166.0
	Travel In-State	0.0	0.0	0.0	0.0
	Travel Out of State	0.6	40.0	0.0	40.0
	Food	0.0	0.0	0.0	0.0
	Aid to Organizations and Individuals	0.0	0.0	0.0	0.0
	Other Operating Expenses	2.0	6.1	0.0	6.1
	Equipment	3.4	7.5	0.0	7.5
	Capital Outlay	0.0	0.0	0.0	0.0
	Debt Service	0.0	0.0	0.0	0.0
	Cost Allocation	0.0	0.0	0.0	0.0
	Transfers	30.0	30.0	0.0	30.0
<b>Expenditure Categories Total:</b>		260.5	507.1	0.0	507.1
<b>Fund EV2500-N Total:</b>		260.5	507.1	0.0	507.1

## Program Group Summary of Expenditures and Budget Request for Selected Funds

<b>Agency:</b>	Department of Environmental Quality
<b>Program:</b>	Support

	FY 2022 Actual	FY 2023 Expd. Plan	FY 2024 Fund. Issue	FY 2024 Total Request
--	-------------------	-----------------------	------------------------	--------------------------

<b>Fund:</b>	EV3110-A Solid Waste Fee Fund (Appropriated)
--------------	--

### Program Expenditures

COST CENTER/PROGRAM BUDGET UNIT					
1-1	Support	258.4	399.4	0.0	399.4
1-2	SLI FY 2023 Salary Increase	0.0	271.8	(271.8)	0.0
	Total	258.4	671.2	(271.8)	399.4

### Appropriated Funding

#### Expenditure Categories

	FTE Positions	2.2	4.8	(2.0)	2.8
	Personal Services	127.4	342.6	(134.9)	207.7
	Employee Related Expenses	41.8	118.8	(52.6)	66.2
	Professional and Outside Services	0.7	0.5	0.0	0.5
	Travel In-State	0.3	0.6	0.0	0.6
	Travel Out of State	0.0	0.0	0.0	0.0
	Food	0.0	0.0	0.0	0.0
	Aid to Organizations and Individuals	0.0	0.0	0.0	0.0
	Other Operating Expenses	12.1	1.2	0.0	1.2
	Equipment	0.0	0.0	0.0	0.0
	Capital Outlay	0.0	0.0	0.0	0.0
	Debt Service	0.0	0.0	0.0	0.0
	Cost Allocation	76.1	207.5	(84.3)	123.2
	Transfers	0.0	0.0	0.0	0.0
<b>Expenditure Categories Total:</b>		258.4	671.2	(271.8)	399.4
<b>Fund EV3110-A Total:</b>		258.4	671.2	(271.8)	399.4

## Program Group Summary of Expenditures and Budget Request for Selected Funds

<b>Agency:</b>	Department of Environmental Quality
<b>Program:</b>	Support

	FY 2022 Actual	FY 2023 Expd. Plan	FY 2024 Fund. Issue	FY 2024 Total Request
--	-------------------	-----------------------	------------------------	--------------------------

<b>Fund:</b>	EV4100-A Water Quality Fee Fund (Appropriated)
--------------	--

### Program Expenditures

COST CENTER/PROGRAM BUDGET UNIT					
1-1	Support	1,412.0	1,490.8	0.0	1,490.8
1-2	SLI FY 2023 Salary Increase	0.0	1,288.9	(1,288.9)	0.0
	Total	1,412.0	2,779.7	(1,288.9)	1,490.8

### Appropriated Funding

#### Expenditure Categories

FTE Positions		11.8	17.6	(8.0)	9.6
Personal Services		718.0	1,370.4	(639.5)	730.9
Employee Related Expenses		244.0	495.3	(249.4)	245.9
Professional and Outside Services		9.0	64.8	0.0	64.8
Travel In-State		0.0	1.1	0.0	1.1
Travel Out of State		0.0	0.0	0.0	0.0
Food		0.0	0.0	0.0	0.0
Aid to Organizations and Individuals		0.0	0.0	0.0	0.0
Other Operating Expenses		8.0	8.5	0.0	8.5
Equipment		0.0	0.0	0.0	0.0
Capital Outlay		0.0	0.0	0.0	0.0
Debt Service		0.0	0.0	0.0	0.0
Cost Allocation		433.0	839.6	(400.0)	439.6
Transfers		0.0	0.0	0.0	0.0
<b>Expenditure Categories Total:</b>		1,412.0	2,779.7	(1,288.9)	1,490.8
<b>Fund EV4100-A Total:</b>		1,412.0	2,779.7	(1,288.9)	1,490.8



## Program Group Summary of Expenditures and Budget Request for Selected Funds

<b>Agency:</b>	Department of Environmental Quality
<b>Program:</b>	Support

	FY 2022 Actual	FY 2023 Expd. Plan	FY 2024 Fund. Issue	FY 2024 Total Request
--	-------------------	-----------------------	------------------------	--------------------------

<b>Fund:</b>	EV4150-A Safe Drinking Water Program Fund (Appropriated)
--------------	--

### Program Expenditures

COST CENTER/PROGRAM BUDGET UNIT					
1-1	Support	236.2	778.6	0.0	778.6
1-2	SLI FY 2023 Salary Increase	0.0	144.3	(144.3)	0.0
	Total	236.2	922.9	(144.3)	778.6

### Appropriated Funding

#### Expenditure Categories

FTE Positions		1.6	3.9	(1.0)	2.9
Personal Services		119.8	365.7	(71.6)	294.1
Employee Related Expenses		37.6	127.9	(28.0)	99.9
Professional and Outside Services		0.8	0.3	0.0	0.3
Travel In-State		0.4	0.6	0.0	0.6
Travel Out of State		0.0	0.0	0.0	0.0
Food		0.0	0.0	0.0	0.0
Aid to Organizations and Individuals		0.0	0.0	0.0	0.0
Other Operating Expenses		6.8	206.3	0.0	206.3
Equipment		0.0	0.0	0.0	0.0
Capital Outlay		0.0	0.0	0.0	0.0
Debt Service		0.0	0.0	0.0	0.0
Cost Allocation		70.8	222.1	(44.7)	177.4
Transfers		0.0	0.0	0.0	0.0
<b>Expenditure Categories Total:</b>		236.2	922.9	(144.3)	778.6
<b>Fund EV4150-A Total:</b>		236.2	922.9	(144.3)	778.6

## Program Group Summary of Expenditures and Budget Request for Selected Funds

<b>Agency:</b>	Department of Environmental Quality
<b>Program:</b>	Support

	FY 2022 Actual	FY 2023 Expd. Plan	FY 2024 Fund. Issue	FY 2024 Total Request
--	-------------------	-----------------------	------------------------	--------------------------

<b>Fund:</b>	EV9000-A Indirect Cost Recovery Fund (Appropriated)
--------------	---

### Program Expenditures

COST CENTER/PROGRAM BUDGET UNIT					
1-1	Support	13,968.6	18,574.6	0.0	18,574.6
	Total	13,968.6	18,574.6	0.0	18,574.6

### Appropriated Funding

#### Expenditure Categories

	FTE Positions	125.2	129.0	0.0	129.0
	Personal Services	7,454.3	10,798.1	0.0	10,798.1
	Employee Related Expenses	2,502.6	3,785.9	0.0	3,785.9
	Professional and Outside Services	813.9	982.2	0.0	982.2
	Travel In-State	51.4	61.7	0.0	61.7
	Travel Out of State	8.7	19.8	0.0	19.8
	Food	0.0	0.0	0.0	0.0
	Aid to Organizations and Individuals	0.0	0.0	0.0	0.0
	Other Operating Expenses	2,890.8	2,621.9	0.0	2,621.9
	Equipment	13.2	21.5	0.0	21.5
	Capital Outlay	0.0	0.0	0.0	0.0
	Debt Service	0.0	0.0	0.0	0.0
	Cost Allocation	0.0	0.0	0.0	0.0
	Transfers	233.7	283.5	0.0	283.5
<b>Expenditure Categories Total:</b>		13,968.6	18,574.6	0.0	18,574.6
<b>Fund EV9000-A Total:</b>		13,968.6	18,574.6	0.0	18,574.6
<b>Program 1 Total:</b>		25,190.6	35,486.0	(2,450.6)	33,035.4

## Program Budget Unit Summary of Expenditures and Budget Request for All Funds

<b>Agency:</b>	Department of Environmental Quality
<b>Program:</b>	Support

Expenditure Categories	FY 2022 Actual	FY 2023 Expd. Plan	FY 2024 Fund. Issue	FY 2024 Total Request
0000 FTE	172.4	180.3	0.0	180.3
6000 Personal Services	10,061.2	14,928.4	0.0	14,928.4
6100 Employee Related Expenses	3,404.6	5,222.9	0.0	5,222.9
6200 Professional and Outside Services	1,706.1	3,568.4	0.0	3,568.4
6500 Travel In-State	52.5	66.9	0.0	66.9
6600 Travel Out of State	9.7	60.3	0.0	60.3
6700 Food	0.0	0.0	0.0	0.0
6800 Aid to Organizations and Individuals	0.0	0.0	0.0	0.0
7000 Other Operating Expenses	7,620.2	6,076.3	0.0	6,076.3
8000 Equipment	564.4	409.0	0.0	409.0
8100 Capital Outlay	0.0	0.0	0.0	0.0
8600 Debt Service	0.0	0.0	0.0	0.0
9000 Cost Allocation	1,478.3	2,389.7	0.0	2,389.7
9100 Transfers	293.6	313.5	0.0	313.5
<b>Expenditure Categories Total:</b>	25,190.6	33,035.4	0.0	33,035.4

### Fund Source

#### Appropriated Funds

EV2082-A DEQ Emissions Inspection Fund (Appropriated)	33.5	109.5	0.0	109.5
EV2178-A Hazardous Waste Management Fund (Appropriate)	348.0	534.0	0.0	534.0
EV2226-A Air Quality Fund (Appropriated)	568.4	778.8	0.0	778.8
EV2289-A Recycling Fund (Appropriated)	0.0	109.1	0.0	109.1
EV2328-A Permit Administration Fund (Appropriated)	137.1	188.7	0.0	188.7
EV3110-A Solid Waste Fee Fund (Appropriated)	258.4	399.4	0.0	399.4
EV4100-A Water Quality Fee Fund (Appropriated)	1,412.0	1,490.8	0.0	1,490.8
EV4150-A Safe Drinking Water Program Fund (Appropriated)	236.2	778.6	0.0	778.6
EV9000-A Indirect Cost Recovery Fund (Appropriated)	13,968.6	18,574.6	0.0	18,574.6
	16,962.2	22,963.5	0.0	22,963.5

#### Non-Appropriated Funds

EV2000-N Federal Grants Fund (Non-Appropriated)	863.4	1,083.2	0.0	1,083.2
EV2221-N Water Quality Assurance Revolving Fund (Non-Appropriated)	242.1	696.9	0.0	696.9
EV2271-N Underground Storage Tank Revolving (Non-Appropriated)	6,861.1	7,721.0	0.0	7,721.0
EV2308-N Monitoring Assistance Fund (Non-Appropriated)	0.0	62.7	0.0	62.7
EV2449-N Employee Recognition Fund (Non-Appropriated)	1.3	1.0	0.0	1.0
EV2500-N IGA and ISA Fund (Non-Appropriated)	260.5	507.1	0.0	507.1

## Program Budget Unit Summary of Expenditures and Budget Request for All Funds

<b>Agency:</b>	Department of Environmental Quality
<b>Program:</b>	Support

<b>Expenditure Categories</b>	<b>FY 2022 Actual</b>	<b>FY 2023 Expd. Plan</b>	<b>FY 2024 Fund. Issue</b>	<b>FY 2024 Total Request</b>
<b>Fund Source Total:</b>	8,228.4	10,071.9	0.0	10,071.9
	25,190.6	33,035.4	0.0	33,035.4

## Program Budget Unit Summary of Expenditures and Budget Request for Selected Funds

<b>Agency:</b>	Department of Environmental Quality				
	<b>FY 2022</b>	<b>FY 2023</b>	<b>FY 2024</b>	<b>FY 2024</b>	
	<b>Actual</b>	<b>Expd. Plan</b>	<b>Fund. Issue</b>	<b>Total Request</b>	
<b>Program:</b>	Support				
<b>Fund:</b>	EV2000-N Federal Grants Fund				
<b>Non-Appropriated</b>					
0000	FTE	5.6	7.1	0.0	7.1
6000	Personal Services	299.7	387.3	0.0	387.3
6100	Employee Related Expenses	107.7	151.0	0.0	151.0
6200	Professional and Outside Services	1.6	0.0	0.0	0.0
6500	Travel In-State	0.0	0.0	0.0	0.0
6600	Travel Out of State	0.0	0.5	0.0	0.5
6700	Food	0.0	0.0	0.0	0.0
6800	Aid to Organizations and Individuals	0.0	0.0	0.0	0.0
7000	Other Operating Expenses	271.1	302.2	0.0	302.2
8000	Equipment	0.0	0.0	0.0	0.0
8100	Capital Outlay	0.0	0.0	0.0	0.0
8600	Debt Service	0.0	0.0	0.0	0.0
9000	Cost Allocation	183.3	242.2	0.0	242.2
9100	Transfers	0.0	0.0	0.0	0.0
<b>Non-Appropriated Total:</b>		863.4	1,083.2	0.0	1,083.2
<b>Fund Total:</b>		863.4	1,083.2	0.0	1,083.2
<b>Fund:</b>	EV2082-A DEQ Emissions Inspection Fund				
<b>Appropriated</b>					
0000	FTE	0.3	0.4	0.0	0.4
6000	Personal Services	15.9	27.2	0.0	27.2
6100	Employee Related Expenses	5.2	8.9	0.0	8.9
6200	Professional and Outside Services	0.1	0.1	0.0	0.1
6500	Travel In-State	0.0	0.0	0.0	0.0
6600	Travel Out of State	0.0	0.0	0.0	0.0
6700	Food	0.0	0.0	0.0	0.0
6800	Aid to Organizations and Individuals	0.0	0.0	0.0	0.0
7000	Other Operating Expenses	2.8	57.0	0.0	57.0
8000	Equipment	0.0	0.0	0.0	0.0
8100	Capital Outlay	0.0	0.0	0.0	0.0

## Program Budget Unit Summary of Expenditures and Budget Request for Selected Funds

Agency:	Department of Environmental Quality			
	FY 2022 Actual	FY 2023 Expd. Plan	FY 2024 Fund. Issue	FY 2024 Total Request
<b>Program:</b>	<b>Support</b>			
<b>Fund:</b>	<b>EV2082-A DEQ Emissions Inspection Fund</b>			
<b>Appropriated</b>				
8600 Debt Service	0.0	0.0	0.0	0.0
9000 Cost Allocation	9.5	16.3	0.0	16.3
9100 Transfers	0.0	0.0	0.0	0.0
<b>Appropriated Total:</b>	<b>33.5</b>	<b>109.5</b>	<b>0.0</b>	<b>109.5</b>
<b>Fund Total:</b>	<b>33.5</b>	<b>109.5</b>	<b>0.0</b>	<b>109.5</b>
<b>Fund:</b>	<b>EV2178-A Hazardous Waste Management Fund</b>			
<b>Appropriated</b>				
0000 FTE	2.7	3.2	0.0	3.2
6000 Personal Services	161.3	269.1	0.0	269.1
6100 Employee Related Expenses	55.9	97.8	0.0	97.8
6200 Professional and Outside Services	1.4	1.4	0.0	1.4
6500 Travel In-State	0.1	0.6	0.0	0.6
6600 Travel Out of State	0.0	0.0	0.0	0.0
6700 Food	0.0	0.0	0.0	0.0
6800 Aid to Organizations and Individuals	0.0	0.0	0.0	0.0
7000 Other Operating Expenses	31.6	0.0	0.0	0.0
8000 Equipment	0.0	0.0	0.0	0.0
8100 Capital Outlay	0.0	0.0	0.0	0.0
8600 Debt Service	0.0	0.0	0.0	0.0
9000 Cost Allocation	97.7	165.1	0.0	165.1
9100 Transfers	0.0	0.0	0.0	0.0
<b>Appropriated Total:</b>	<b>348.0</b>	<b>534.0</b>	<b>0.0</b>	<b>534.0</b>
<b>Fund Total:</b>	<b>348.0</b>	<b>534.0</b>	<b>0.0</b>	<b>534.0</b>
<b>Fund:</b>	<b>EV2221-N Water Quality Assurance Revolving Fund</b>			
<b>Non-Appropriated</b>				
0000 FTE	2.5	4.3	0.0	4.3
6000 Personal Services	111.2	358.3	0.0	358.3
6100 Employee Related Expenses	41.4	118.9	0.0	118.9

## Program Budget Unit Summary of Expenditures and Budget Request for Selected Funds

Agency:	Department of Environmental Quality				
	FY 2022	FY 2023	FY 2024	FY 2024	
	Actual	Expd. Plan	Fund. Issue	Total Request	
<b>Program:</b>	<b>Support</b>				
<b>Fund:</b>	<b>EV2221-N Water Quality Assurance Revolving Fund</b>				
<b>Non-Appropriated</b>					
6200	Professional and Outside Services	0.3	0.6	0.0	0.6
6500	Travel In-State	0.0	0.0	0.0	0.0
6600	Travel Out of State	0.0	0.0	0.0	0.0
6700	Food	0.0	0.0	0.0	0.0
6800	Aid to Organizations and Individuals	0.0	0.0	0.0	0.0
7000	Other Operating Expenses	20.5	4.3	0.0	4.3
8000	Equipment	0.0	0.0	0.0	0.0
8100	Capital Outlay	0.0	0.0	0.0	0.0
8600	Debt Service	0.0	0.0	0.0	0.0
9000	Cost Allocation	68.7	214.8	0.0	214.8
9100	Transfers	0.0	0.0	0.0	0.0
<b>Non-Appropriated Total:</b>		242.1	696.9	0.0	696.9
<b>Fund Total:</b>		242.1	696.9	0.0	696.9
<b>Fund:</b>	<b>EV2226-A Air Quality Fund</b>				
<b>Appropriated</b>					
0000	FTE	4.6	4.0	0.0	4.0
6000	Personal Services	281.7	373.0	0.0	373.0
6100	Employee Related Expenses	92.3	124.6	0.0	124.6
6200	Professional and Outside Services	2.9	0.4	0.0	0.4
6500	Travel In-State	0.2	1.5	0.0	1.5
6600	Travel Out of State	0.0	0.0	0.0	0.0
6700	Food	0.0	0.0	0.0	0.0
6800	Aid to Organizations and Individuals	0.0	0.0	0.0	0.0
7000	Other Operating Expenses	23.0	55.4	0.0	55.4
8000	Equipment	0.0	0.0	0.0	0.0
8100	Capital Outlay	0.0	0.0	0.0	0.0
8600	Debt Service	0.0	0.0	0.0	0.0
9000	Cost Allocation	168.3	223.9	0.0	223.9
9100	Transfers	0.0	0.0	0.0	0.0

## Program Budget Unit Summary of Expenditures and Budget Request for Selected Funds

Agency:	Department of Environmental Quality			
	FY 2022 Actual	FY 2023 Expd. Plan	FY 2024 Fund. Issue	FY 2024 Total Request
<b>Program:</b>	Support			
<b>Fund:</b>	EV2226-A Air Quality Fund			
<b>Appropriated</b>				
<b>Appropriated Total:</b>	568.4	778.8	0.0	778.8
<b>Fund Total:</b>	568.4	778.8	0.0	778.8
<b>Fund:</b>	EV2271-N Underground Storage Tank Revolving			
<b>Non-Appropriated</b>				
0000 FTE	13.1	13.7	0.0	13.7
6000 Personal Services	572.0	1,182.5	0.0	1,182.5
6100 Employee Related Expenses	202.7	407.5	0.0	407.5
6200 Professional and Outside Services	874.7	2,351.5	0.0	2,351.5
6500 Travel In-State	0.1	0.6	0.0	0.6
6600 Travel Out of State	0.4	0.0	0.0	0.0
6700 Food	0.0	0.0	0.0	0.0
6800 Aid to Organizations and Individuals	0.0	0.0	0.0	0.0
7000 Other Operating Expenses	4,284.9	2,683.4	0.0	2,683.4
8000 Equipment	547.8	380.0	0.0	380.0
8100 Capital Outlay	0.0	0.0	0.0	0.0
8600 Debt Service	0.0	0.0	0.0	0.0
9000 Cost Allocation	348.6	715.5	0.0	715.5
9100 Transfers	29.9	0.0	0.0	0.0
<b>Non-Appropriated Total:</b>	6,861.1	7,721.0	0.0	7,721.0
<b>Fund Total:</b>	6,861.1	7,721.0	0.0	7,721.0
<b>Fund:</b>	EV2289-A Recycling Fund			
<b>Appropriated</b>				
0000 FTE	0.0	0.6	0.0	0.6
6000 Personal Services	0.0	54.1	0.0	54.1
6100 Employee Related Expenses	0.0	21.1	0.0	21.1
6200 Professional and Outside Services	0.0	0.0	0.0	0.0
6500 Travel In-State	0.0	0.0	0.0	0.0
6600 Travel Out of State	0.0	0.0	0.0	0.0



## Program Budget Unit Summary of Expenditures and Budget Request for Selected Funds

<b>Agency:</b>	Department of Environmental Quality				
	<b>FY 2022</b>	<b>FY 2023</b>	<b>FY 2024</b>	<b>FY 2024</b>	
	<b>Actual</b>	<b>Expd. Plan</b>	<b>Fund. Issue</b>	<b>Total Request</b>	
<b>Program:</b>	Support				
<b>Fund:</b>	EV2289-A Recycling Fund				
<b>Appropriated</b>					
6700	Food	0.0	0.0	0.0	0.0
6800	Aid to Organizations and Individuals	0.0	0.0	0.0	0.0
7000	Other Operating Expenses	0.0	0.0	0.0	0.0
8000	Equipment	0.0	0.0	0.0	0.0
8100	Capital Outlay	0.0	0.0	0.0	0.0
8600	Debt Service	0.0	0.0	0.0	0.0
9000	Cost Allocation	0.0	33.9	0.0	33.9
9100	Transfers	0.0	0.0	0.0	0.0
<b>Appropriated Total:</b>		0.0	109.1	0.0	109.1
<b>Fund Total:</b>		0.0	109.1	0.0	109.1
<b>Fund:</b>	EV2308-N Monitoring Assistance Fund				
<b>Non-Appropriated</b>					
0000	FTE	0.0	0.3	0.0	0.3
6000	Personal Services	0.0	31.1	0.0	31.1
6100	Employee Related Expenses	0.0	12.1	0.0	12.1
6200	Professional and Outside Services	0.0	0.0	0.0	0.0
6500	Travel In-State	0.0	0.0	0.0	0.0
6600	Travel Out of State	0.0	0.0	0.0	0.0
6700	Food	0.0	0.0	0.0	0.0
6800	Aid to Organizations and Individuals	0.0	0.0	0.0	0.0
7000	Other Operating Expenses	0.0	0.0	0.0	0.0
8000	Equipment	0.0	0.0	0.0	0.0
8100	Capital Outlay	0.0	0.0	0.0	0.0
8600	Debt Service	0.0	0.0	0.0	0.0
9000	Cost Allocation	0.0	19.5	0.0	19.5
9100	Transfers	0.0	0.0	0.0	0.0
<b>Non-Appropriated Total:</b>		0.0	62.7	0.0	62.7
<b>Fund Total:</b>		0.0	62.7	0.0	62.7

## Program Budget Unit Summary of Expenditures and Budget Request for Selected Funds

<b>Agency:</b>	Department of Environmental Quality				
	<b>FY 2022</b>	<b>FY 2023</b>	<b>FY 2024</b>	<b>FY 2024</b>	
	<b>Actual</b>	<b>Expd. Plan</b>	<b>Fund. Issue</b>	<b>Total Request</b>	
<b>Program:</b>	Support				
<b>Fund:</b>	EV2328-A Permit Administration Fund				
<b>Appropriated</b>					
0000	FTE	0.8	0.4	0.0	0.4
6000	Personal Services	36.5	29.7	0.0	29.7
6100	Employee Related Expenses	13.0	10.9	0.0	10.9
6200	Professional and Outside Services	0.0	0.6	0.0	0.6
6500	Travel In-State	0.0	0.2	0.0	0.2
6600	Travel Out of State	0.0	0.0	0.0	0.0
6700	Food	0.0	0.0	0.0	0.0
6800	Aid to Organizations and Individuals	0.0	0.0	0.0	0.0
7000	Other Operating Expenses	65.3	129.0	0.0	129.0
8000	Equipment	0.0	0.0	0.0	0.0
8100	Capital Outlay	0.0	0.0	0.0	0.0
8600	Debt Service	0.0	0.0	0.0	0.0
9000	Cost Allocation	22.3	18.3	0.0	18.3
9100	Transfers	0.0	0.0	0.0	0.0
<b>Appropriated Total:</b>		137.1	188.7	0.0	188.7
<b>Fund Total:</b>		137.1	188.7	0.0	188.7
<b>Fund:</b>	EV2449-N Employee Recognition Fund				
<b>Non-Appropriated</b>					
6000	Personal Services	0.0	0.0	0.0	0.0
6100	Employee Related Expenses	0.0	0.0	0.0	0.0
6200	Professional and Outside Services	0.0	0.0	0.0	0.0
6500	Travel In-State	0.0	0.0	0.0	0.0
6600	Travel Out of State	0.0	0.0	0.0	0.0
6700	Food	0.0	0.0	0.0	0.0
6800	Aid to Organizations and Individuals	0.0	0.0	0.0	0.0
7000	Other Operating Expenses	1.3	1.0	0.0	1.0
8000	Equipment	0.0	0.0	0.0	0.0
8100	Capital Outlay	0.0	0.0	0.0	0.0

## Program Budget Unit Summary of Expenditures and Budget Request for Selected Funds

Agency:	Department of Environmental Quality			
	FY 2022 Actual	FY 2023 Expd. Plan	FY 2024 Fund. Issue	FY 2024 Total Request
<b>Program:</b>	<b>Support</b>			
<b>Fund:</b>	<b>EV2449-N Employee Recognition Fund</b>			
<b>Non-Appropriated</b>				
8600 Debt Service	0.0	0.0	0.0	0.0
9000 Cost Allocation	0.0	0.0	0.0	0.0
9100 Transfers	0.0	0.0	0.0	0.0
<b>Non-Appropriated Total:</b>	1.3	1.0	0.0	1.0
<b>Fund Total:</b>	1.3	1.0	0.0	1.0
<b>Fund:</b>	<b>EV2500-N IGA and ISA Fund</b>			
<b>Non-Appropriated</b>				
0000 FTE	2.0	2.0	0.0	2.0
6000 Personal Services	163.4	185.3	0.0	185.3
6100 Employee Related Expenses	60.4	72.2	0.0	72.2
6200 Professional and Outside Services	0.7	166.0	0.0	166.0
6500 Travel In-State	0.0	0.0	0.0	0.0
6600 Travel Out of State	0.6	40.0	0.0	40.0
6700 Food	0.0	0.0	0.0	0.0
6800 Aid to Organizations and Individuals	0.0	0.0	0.0	0.0
7000 Other Operating Expenses	2.0	6.1	0.0	6.1
8000 Equipment	3.4	7.5	0.0	7.5
8100 Capital Outlay	0.0	0.0	0.0	0.0
8600 Debt Service	0.0	0.0	0.0	0.0
9000 Cost Allocation	0.0	0.0	0.0	0.0
9100 Transfers	30.0	30.0	0.0	30.0
<b>Non-Appropriated Total:</b>	260.5	507.1	0.0	507.1
<b>Fund Total:</b>	260.5	507.1	0.0	507.1
<b>Fund:</b>	<b>EV3110-A Solid Waste Fee Fund</b>			
<b>Appropriated</b>				
0000 FTE	2.2	2.8	0.0	2.8
6000 Personal Services	127.4	207.7	0.0	207.7
6100 Employee Related Expenses	41.8	66.2	0.0	66.2

## Program Budget Unit Summary of Expenditures and Budget Request for Selected Funds

<b>Agency:</b>	Department of Environmental Quality				
	<b>FY 2022</b>	<b>FY 2023</b>	<b>FY 2024</b>	<b>FY 2024</b>	
	<b>Actual</b>	<b>Expd. Plan</b>	<b>Fund. Issue</b>	<b>Total Request</b>	
<b>Program:</b>	Support				
<b>Fund:</b>	EV3110-A Solid Waste Fee Fund				
<b>Appropriated</b>					
6200	Professional and Outside Services	0.7	0.5	0.0	0.5
6500	Travel In-State	0.3	0.6	0.0	0.6
6600	Travel Out of State	0.0	0.0	0.0	0.0
6700	Food	0.0	0.0	0.0	0.0
6800	Aid to Organizations and Individuals	0.0	0.0	0.0	0.0
7000	Other Operating Expenses	12.1	1.2	0.0	1.2
8000	Equipment	0.0	0.0	0.0	0.0
8100	Capital Outlay	0.0	0.0	0.0	0.0
8600	Debt Service	0.0	0.0	0.0	0.0
9000	Cost Allocation	76.1	123.2	0.0	123.2
9100	Transfers	0.0	0.0	0.0	0.0
<b>Appropriated Total:</b>		258.4	399.4	0.0	399.4
<b>Fund Total:</b>		258.4	399.4	0.0	399.4
<b>Fund:</b>	EV4100-A Water Quality Fee Fund				
<b>Appropriated</b>					
0000	FTE	11.8	9.6	0.0	9.6
6000	Personal Services	718.0	730.9	0.0	730.9
6100	Employee Related Expenses	244.0	245.9	0.0	245.9
6200	Professional and Outside Services	9.0	64.8	0.0	64.8
6500	Travel In-State	0.0	1.1	0.0	1.1
6600	Travel Out of State	0.0	0.0	0.0	0.0
6700	Food	0.0	0.0	0.0	0.0
6800	Aid to Organizations and Individuals	0.0	0.0	0.0	0.0
7000	Other Operating Expenses	8.0	8.5	0.0	8.5
8000	Equipment	0.0	0.0	0.0	0.0
8100	Capital Outlay	0.0	0.0	0.0	0.0
8600	Debt Service	0.0	0.0	0.0	0.0
9000	Cost Allocation	433.0	439.6	0.0	439.6
9100	Transfers	0.0	0.0	0.0	0.0

## Program Budget Unit Summary of Expenditures and Budget Request for Selected Funds

<b>Agency:</b>	Department of Environmental Quality			
	<b>FY 2022</b>	<b>FY 2023</b>	<b>FY 2024</b>	<b>FY 2024</b>
	<b>Actual</b>	<b>Expd. Plan</b>	<b>Fund. Issue</b>	<b>Total Request</b>
<b>Program:</b>	Support			
<b>Fund:</b>	EV4100-A Water Quality Fee Fund			
	<b>Appropriated</b>			
	<b>Appropriated Total:</b>	1,412.0	1,490.8	0.0
	<b>Fund Total:</b>	1,412.0	1,490.8	0.0
<b>Fund:</b>	EV4150-A Safe Drinking Water Program Fund			
	<b>Appropriated</b>			
0000	FTE	1.6	2.9	0.0
6000	Personal Services	119.8	294.1	0.0
6100	Employee Related Expenses	37.6	99.9	0.0
6200	Professional and Outside Services	0.8	0.3	0.0
6500	Travel In-State	0.4	0.6	0.0
6600	Travel Out of State	0.0	0.0	0.0
6700	Food	0.0	0.0	0.0
6800	Aid to Organizations and Individuals	0.0	0.0	0.0
7000	Other Operating Expenses	6.8	206.3	0.0
8000	Equipment	0.0	0.0	0.0
8100	Capital Outlay	0.0	0.0	0.0
8600	Debt Service	0.0	0.0	0.0
9000	Cost Allocation	70.8	177.4	0.0
9100	Transfers	0.0	0.0	0.0
	<b>Appropriated Total:</b>	236.2	778.6	0.0
	<b>Fund Total:</b>	236.2	778.6	0.0
<b>Fund:</b>	EV9000-A Indirect Cost Recovery Fund			
	<b>Appropriated</b>			
0000	FTE	125.2	129.0	0.0
6000	Personal Services	7,454.3	10,798.1	0.0
6100	Employee Related Expenses	2,502.6	3,785.9	0.0
6200	Professional and Outside Services	813.9	982.2	0.0
6500	Travel In-State	51.4	61.7	0.0
6600	Travel Out of State	8.7	19.8	0.0

## Program Budget Unit Summary of Expenditures and Budget Request for Selected Funds

<b>Agency:</b>	Department of Environmental Quality				
	<b>FY 2022</b>	<b>FY 2023</b>	<b>FY 2024</b>	<b>FY 2024</b>	
	<b>Actual</b>	<b>Expd. Plan</b>	<b>Fund. Issue</b>	<b>Total Request</b>	
<b>Program:</b>	Support				
<b>Fund:</b>	EV9000-A Indirect Cost Recovery Fund				
	<b>Appropriated</b>				
6700	Food	0.0	0.0	0.0	0.0
6800	Aid to Organizations and Individuals	0.0	0.0	0.0	0.0
7000	Other Operating Expenses	2,890.8	2,621.9	0.0	2,621.9
8000	Equipment	13.2	21.5	0.0	21.5
8100	Capital Outlay	0.0	0.0	0.0	0.0
8600	Debt Service	0.0	0.0	0.0	0.0
9000	Cost Allocation	0.0	0.0	0.0	0.0
9100	Transfers	233.7	283.5	0.0	283.5
	<b>Appropriated Total:</b>	13,968.6	18,574.6	0.0	18,574.6
	<b>Fund Total:</b>	13,968.6	18,574.6	0.0	18,574.6
	<b>Program Total For Selected Funds:</b>	25,190.6	33,035.4	0.0	33,035.4

## Program Expenditure Schedule

Agency:	Department of Environmental Quality	
Program:	Support	
	FY 2022 Actual	FY 2023 Expd. Plan
FTE	172.4	180.3
<b>Expenditure Category Total</b>	<b>172.4</b>	<b>180.3</b>
<b>Appropriated</b>		
EV2082-A DEQ Emissions Inspection Fund (Appropriated)	0.3	0.4
EV2178-A Hazardous Waste Management Fund (Appropriated)	2.7	3.2
EV2226-A Air Quality Fund (Appropriated)	4.6	4.0
EV2289-A Recycling Fund (Appropriated)	0.0	0.6
EV2328-A Permit Administration Fund (Appropriated)	0.8	0.4
EV3110-A Solid Waste Fee Fund (Appropriated)	2.2	2.8
EV4100-A Water Quality Fee Fund (Appropriated)	11.8	9.6
EV4150-A Safe Drinking Water Program Fund (Appropriated)	1.6	2.9
EV9000-A Indirect Cost Recovery Fund (Appropriated)	125.2	129.0
	<b>149.2</b>	<b>152.9</b>
<b>Non-Appropriated</b>		
EV2000-N Federal Grants Fund (Non-Appropriated)	5.6	7.1
EV2221-N Water Quality Assurance Revolving Fund (Non-Appropriat	2.5	4.3
EV2271-N Underground Storage Tank Revolving (Non-Appropriated)	13.1	13.7
EV2308-N Monitoring Assistance Fund (Non-Appropriated)	0.0	0.3
EV2500-N IGA and ISA Fund (Non-Appropriated)	2.0	2.0
	<b>23.2</b>	<b>27.4</b>
<b>Fund Source Total</b>	<b>172.4</b>	<b>180.3</b>
<hr/>		
Personal Services	10,061.2	14,928.4
Boards and Commissions	0.0	0.0
<b>Expenditure Category Total</b>	<b>10,061.2</b>	<b>14,928.4</b>
<b>Appropriated</b>		
EV2082-A DEQ Emissions Inspection Fund (Appropriated)	15.9	27.2
EV2178-A Hazardous Waste Management Fund (Appropriated)	161.3	269.1
EV2226-A Air Quality Fund (Appropriated)	281.7	373.0
EV2289-A Recycling Fund (Appropriated)	0.0	54.1
EV2328-A Permit Administration Fund (Appropriated)	36.5	29.7
EV3110-A Solid Waste Fee Fund (Appropriated)	127.4	207.7
EV4100-A Water Quality Fee Fund (Appropriated)	718.0	730.9
EV4150-A Safe Drinking Water Program Fund (Appropriated)	119.8	294.1
EV9000-A Indirect Cost Recovery Fund (Appropriated)	7,454.3	10,798.1
	<b>8,914.9</b>	<b>12,783.9</b>
<b>Non-Appropriated</b>		
EV2000-N Federal Grants Fund (Non-Appropriated)	299.7	387.3
EV2221-N Water Quality Assurance Revolving Fund (Non-Appropriat	111.2	358.3
EV2271-N Underground Storage Tank Revolving (Non-Appropriated)	572.0	1,182.5
EV2308-N Monitoring Assistance Fund (Non-Appropriated)	0.0	31.1
EV2500-N IGA and ISA Fund (Non-Appropriated)	163.4	185.3
	<b>1,146.3</b>	<b>2,144.5</b>
<b>Fund Source Total</b>	<b>10,061.2</b>	<b>14,928.4</b>
<hr/>		
Employee Related Expenses	3,404.6	5,222.9

## Program Expenditure Schedule

<b>Agency:</b>	<b>Department of Environmental Quality</b>
<b>Program:</b>	<b>Support</b>

	FY 2022 Actual	FY 2023 Expd. Plan
<b>Expenditure Category Total</b>	<b>3,404.6</b>	<b>5,222.9</b>
<b>Appropriated</b>		
EV2082-A DEQ Emissions Inspection Fund (Appropriated)	5.2	8.9
EV2178-A Hazardous Waste Management Fund (Appropriated)	55.9	97.8
EV2226-A Air Quality Fund (Appropriated)	92.3	124.6
EV2289-A Recycling Fund (Appropriated)	0.0	21.1
EV2328-A Permit Administration Fund (Appropriated)	13.0	10.9
EV3110-A Solid Waste Fee Fund (Appropriated)	41.8	66.2
EV4100-A Water Quality Fee Fund (Appropriated)	244.0	245.9
EV4150-A Safe Drinking Water Program Fund (Appropriated)	37.6	99.9
EV9000-A Indirect Cost Recovery Fund (Appropriated)	2,502.6	3,785.9
	<b>2,992.4</b>	<b>4,461.2</b>
<b>Non-Appropriated</b>		
EV2000-N Federal Grants Fund (Non-Appropriated)	107.7	151.0
EV2221-N Water Quality Assurance Revolving Fund (Non-Appropriat	41.4	118.9
EV2271-N Underground Storage Tank Revolving (Non-Appropriated)	202.7	407.5
EV2308-N Monitoring Assistance Fund (Non-Appropriated)	0.0	12.1
EV2500-N IGA and ISA Fund (Non-Appropriated)	60.4	72.2
	<b>412.2</b>	<b>761.7</b>
<b>Fund Source Total</b>	<b>3,404.6</b>	<b>5,222.9</b>

Professional and Outside Services		3,568.4
External Prof/Outside Serv Budg And Appn	0.0	
External Investment Services	0.0	
Other External Financial Services	0.0	
Attorney General Legal Services	0.0	
External Legal Services	0.0	
External Engineer/Architect Cost - Exp	0.0	
External Engineer/Architect Cost- Cap	0.0	
Other Design	0.0	
Temporary Agency Services	0.0	
Hospital Services	0.0	
Other Medical Services	0.0	
Institutional Care	0.0	
Education And Training	0.0	
Vendor Travel	0.0	
Professional & Outside Services Excluded from Cost Alloca	0.0	
Vendor Travel - Non Reportable	0.0	
External Telecom Consulting Services	0.0	
Costs related to those in custody of the State	0.0	
Non - Confidential Specialist Fees	0.0	
Confidential Specialist Fees	0.0	
Outside Actuarial Costs	0.0	
Other Professional And Outside Services	1,706.1	



## Program Expenditure Schedule

<b>Agency:</b>	Department of Environmental Quality		
<b>Program:</b>	Support		
		<b>FY 2022 Actual</b>	<b>FY 2023 Expd. Plan</b>
<b>Expenditure Category Total</b>		<b>1,706.1</b>	<b>3,568.4</b>
<b>Appropriated</b>			
EV2082-A	DEQ Emissions Inspection Fund (Appropriated)	0.1	0.1
EV2178-A	Hazardous Waste Management Fund (Appropriated)	1.4	1.4
EV2226-A	Air Quality Fund (Appropriated)	2.9	0.4
EV2328-A	Permit Administration Fund (Appropriated)	0.0	0.6
EV3110-A	Solid Waste Fee Fund (Appropriated)	0.7	0.5
EV4100-A	Water Quality Fee Fund (Appropriated)	9.0	64.8
EV4150-A	Safe Drinking Water Program Fund (Appropriated)	0.8	0.3
EV9000-A	Indirect Cost Recovery Fund (Appropriated)	813.9	982.2
		<b>828.8</b>	<b>1,050.3</b>
<b>Non-Appropriated</b>			
EV2000-N	Federal Grants Fund (Non-Appropriated)	1.6	0.0
EV2221-N	Water Quality Assurance Revolving Fund (Non-Appropriated)	0.3	0.6
EV2271-N	Underground Storage Tank Revolving (Non-Appropriated)	874.7	2,351.5
EV2500-N	IGA and ISA Fund (Non-Appropriated)	0.7	166.0
		<b>877.3</b>	<b>2,518.1</b>
<b>Fund Source Total</b>		<b>1,706.1</b>	<b>3,568.4</b>
<hr/>			
Travel In-State		52.5	66.9
<b>Expenditure Category Total</b>		<b>52.5</b>	<b>66.9</b>
<b>Appropriated</b>			
EV2178-A	Hazardous Waste Management Fund (Appropriated)	0.1	0.6
EV2226-A	Air Quality Fund (Appropriated)	0.2	1.5
EV2328-A	Permit Administration Fund (Appropriated)	0.0	0.2
EV3110-A	Solid Waste Fee Fund (Appropriated)	0.3	0.6
EV4100-A	Water Quality Fee Fund (Appropriated)	0.0	1.1
EV4150-A	Safe Drinking Water Program Fund (Appropriated)	0.4	0.6
EV9000-A	Indirect Cost Recovery Fund (Appropriated)	51.4	61.7
		<b>52.4</b>	<b>66.3</b>
<b>Non-Appropriated</b>			
EV2271-N	Underground Storage Tank Revolving (Non-Appropriated)	0.1	0.6
		<b>0.1</b>	<b>0.6</b>
<b>Fund Source Total</b>		<b>52.5</b>	<b>66.9</b>
<hr/>			
Travel Out of State		9.7	60.3
<b>Expenditure Category Total</b>		<b>9.7</b>	<b>60.3</b>
<b>Appropriated</b>			
EV9000-A	Indirect Cost Recovery Fund (Appropriated)	8.7	19.8
		<b>8.7</b>	<b>19.8</b>
<b>Non-Appropriated</b>			
EV2000-N	Federal Grants Fund (Non-Appropriated)	0.0	0.5
EV2271-N	Underground Storage Tank Revolving (Non-Appropriated)	0.4	0.0
EV2500-N	IGA and ISA Fund (Non-Appropriated)	0.6	40.0
		<b>1.0</b>	<b>40.5</b>
<b>Fund Source Total</b>		<b>9.7</b>	<b>60.3</b>
<hr/>			
Food		0.0	0.0
<b>Expenditure Category Total</b>		<b>0.0</b>	<b>0.0</b>

## Program Expenditure Schedule

<b>Agency:</b>	<b>Department of Environmental Quality</b>
<b>Program:</b>	<b>Support</b>

	FY 2022 Actual	FY 2023 Expd. Plan
Aid to Organizations and Individuals	0.0	0.0
<b>Expenditure Category Total</b>	<b>0.0</b>	<b>0.0</b>
<hr/>		
Other Operating Expenses		6,076.3
Other Operating Expenditures Budg Approp	0.0	
Other Operating Expenditures Excluded from Cost Allocati	0.0	
Risk Management Charges To State Agency	0.0	
Risk Management Deductible - Indemnity	0.0	
Risk Management Deductible - Legal	0.0	
Risk Management Deductible - Medical	0.0	
Risk Management Deductible - Other	0.0	
Gen Liab- Non Physical-Taxable- Self Ins	0.0	
Gross Proceeds Payments To Attorneys	0.0	
General Liability- Non-Taxable- Self Ins	0.0	
Medical Malpractice - Self-Insured	0.0	
Automobile Liability - Self Insured	0.0	
General Property Damage - Self- Insured	0.0	
Automobile Physical Damage-Self Insured	0.0	
Liability Insurance Premiums	0.0	
Property Insurance Premiums	0.0	
Workers Compensation Benefit Payments	0.0	
Self Insurance - Administrative Fees	0.0	
Self Insurance - Premiums	0.0	
Self Insurance - Claim Payments	0.0	
Self Insurance - Pharmacy Claims	0.0	
Premium Tax On Altcs	0.0	
Other Insurance-Related Charges	0.0	
Internal Service Data Processing	0.0	
Internal Service Data Proc- Pc/Lan	0.0	
External Programming-Mainframe/Legacy	0.0	
External Programming- Pc/Lan/Serv/Web	0.0	
External Data Entry	0.0	
Othr External Data Proc-Mainframe/Legacy	0.0	
Othr External Data Proc-Pc/Lan/Serv/Web	0.0	
Pmt for AFIS Development & Usage	0.0	
Internal Service Telecommunications	0.0	
External Telecom Long Distance-In-State	0.0	
External Telecom Long Distance-Out-State	0.0	
Other External Telecommunication Service	0.0	
Electricity	0.0	
Sanitation Waste Disposal	0.0	
Water	0.0	
Gas And Fuel Oil For Buildings	0.0	
Other Utilities	0.0	
Building Rent Charges To State Agencies	0.0	
Priv Lease To Own Bld Rent Chrgs To Agy	0.0	
Cert Of Part Bld Rent Chrgs To Agy	0.0	
Rental Of Land And Buildings	0.0	
Rental Of Computer Equipment	0.0	
Rental Of Other Machinery And Equipment	0.0	

## Program Expenditure Schedule

<b>Agency:</b>	<b>Department of Environmental Quality</b>
<b>Program:</b>	<b>Support</b>

	FY 2022 Actual	FY 2023 Expd. Plan
Miscellaneous Rent	0.0	
Interest On Overdue Payments	0.0	
All Other Interest Payments	0.0	
Internal Acct/Budg/Financial Svcs	0.0	
Other Internal Services	0.0	
Repair And Maintenance - Buildings	0.0	
Repair And Maintenance - Vehicles	0.0	
Repair And Maint - Mainframe And Legacy	0.0	
Repair And Maint-Pc/Lan/Serv/Web	0.0	
Repair And Maintenance - Other Equipment	0.0	
Other Repair And Maintenance	0.0	
Software Support And Maintenance	0.0	
Uniforms	0.0	
Inmate Clothing	0.0	
Security Supplies	0.0	
Office Supplies	0.0	
Computer Supplies	0.0	
Housekeeping Supplies	0.0	
Bedding And Bath Supplies	0.0	
Drugs And Medicine Supplies	0.0	
Medical Supplies	0.0	
Dental Supplies	0.0	
Automotive And Transportation Fuels	0.0	
Automotive Lubricants And Supplies	0.0	
Rpr And Maint Supplies-Not Auto Or Build	0.0	
Repair And Maintenance Supplies-Building	0.0	
Other Operating Supplies	0.0	
Publications	0.0	
Aggregate Withheld Or Paid Commissions	0.0	
Lottery Prizes	0.0	
Lottery Distribution Costs	0.0	
Material for Further Processing	0.0	
Other Resale Supplies	0.0	
Loss On Sales Of Capital Assets	0.0	
Loss on Sales of Investments	0.0	
Employee Tuition Reimbursement-Graduate	0.0	
Employee Tuition Reimb Under-Grad/Other	0.0	
Conference Registration-Attendance Fees	0.0	
Other Education And Training Costs	0.0	
Advertising	0.0	
Sponsorships	0.0	
Internal Printing	0.0	
External Printing	0.0	
Photography	0.0	
Postage And Delivery	0.0	
Document shredding and Destruction Services	0.0	
Translation and Sign Language Services	0.0	
Distribution To State Universities	0.0	
Other Intrastate Distributions	0.0	
Awards	0.0	
Entertainment And Promotional Items	0.0	

## Program Expenditure Schedule

<b>Agency:</b>	<b>Department of Environmental Quality</b>
<b>Program:</b>	<b>Support</b>

	FY 2022 Actual	FY 2023 Expd. Plan
Dues	0.0	
Books- Subscriptions And Publications	0.0	
Costs For Digital Image Or Microfilm	0.0	
Revolving Fund Advances	0.0	
Credit Card Fees Over Approved Limit	0.0	
Relief Bill Expenditures	0.0	
Surplus Property Distr To State Agencies	0.0	
Security Services	0.0	
Judgments - Damages	0.0	
ICA Payments to Claimants Confidential	0.0	
Jdgmnt-Confidential Restitution To Indiv	0.0	
Judgments - Non-Confidential Restitution	0.0	
Judgments - Punitive And Compensatory	0.0	
Pmts Made to Resolve/Disputes/Avoid Costs of Litigation	0.0	
Pmts For Contracted State Inmate Labor	0.0	
Payments To State Inmates	0.0	
Bad Debt Expense	0.0	
Interview Expense	0.0	
Employee Relocations-Nontaxable	0.0	
Employee Relocations-Taxable	0.0	
Non-Confidential Invest/Legal/Law Enf	0.0	
Conf/Sensitive Invest/Legal/Undercover	0.0	
Fingerprinting, Background Checks, Etc.	0.0	
Other Miscellaneous Operating	7,620.2	
<b>Expenditure Category Total</b>	<b>7,620.2</b>	<b>6,076.3</b>
<b>Appropriated</b>		
EV2082-A DEQ Emissions Inspection Fund (Appropriated)	2.8	57.0
EV2178-A Hazardous Waste Management Fund (Appropriated)	31.6	0.0
EV2226-A Air Quality Fund (Appropriated)	23.0	55.4
EV2328-A Permit Administration Fund (Appropriated)	65.3	129.0
EV3110-A Solid Waste Fee Fund (Appropriated)	12.1	1.2
EV4100-A Water Quality Fee Fund (Appropriated)	8.0	8.5
EV4150-A Safe Drinking Water Program Fund (Appropriated)	6.8	206.3
EV9000-A Indirect Cost Recovery Fund (Appropriated)	2,890.8	2,621.9
	<b>3,040.4</b>	<b>3,079.3</b>
<b>Non-Appropriated</b>		
EV2000-N Federal Grants Fund (Non-Appropriated)	271.1	302.2
EV2221-N Water Quality Assurance Revolving Fund (Non-Appropriat	20.5	4.3
EV2271-N Underground Storage Tank Revolving (Non-Appropriated)	4,284.9	2,683.4
EV2449-N Employee Recognition Fund (Non-Appropriated)	1.3	1.0
EV2500-N IGA and ISA Fund (Non-Appropriated)	2.0	6.1
	<b>4,579.8</b>	<b>2,997.0</b>
<b>Fund Source Total</b>	<b>7,620.2</b>	<b>6,076.3</b>
<hr/>		
Current Year Expenditures		409.0
Capital Equipment Budget And Approp	0.0	
Vehicles Capital Purchase	0.0	
Vehicles Capital Leases	0.0	
Furniture Capital Purchase	0.0	
Depreciable Works Of Art & Hist Treas/Coll Capital Purcha	0.0	
Non Depr Works Of Art & Hist Treas/Coll Cap Purchase	0.0	

## Program Expenditure Schedule

<b>Agency:</b>	<b>Department of Environmental Quality</b>
<b>Program:</b>	<b>Support</b>

	FY 2022 Actual	FY 2023 Expd. Plan
Furniture Capital Leases	0.0	
Computer Equipment Capital Purchase	0.0	
Computer Equipment Capital Lease	0.0	
Telecommunication Equip-Capital Purchase	0.0	
Telecommunication Equip-Capital Lease	0.0	
Other Equipment Capital Purchase	24.9	
Other Equipment Capital Leases	0.0	
Purchased Or Licensed Software-Website	0.0	
Internally Generated Software-Website	0.0	
Development in Progress	0.0	
Right-Of-Way/Easement/Extraction Rights	0.0	
Oth Int Assets purchased, licensed or internally generate	0.0	
Other intangible assets acquired by capital lease	0.0	
Other Capital Asset Purchases	539.5	
Leasehold Improvement-Capital Purchase	0.0	
Other Capital Asset Leases	0.0	
Non-Capital Equip Budget And Approp	0.0	
Vehicles Non-Capital Purchase	0.0	
Vehicles Non-Capital Leases	0.0	
Furniture Non-Capital Purchase	0.0	
Works Of Art And Hist Treas-Non Capital	0.0	
Furniture Non-Capital Leases	0.0	
Computer Equipment Non-Capital Purchase	0.0	
Computer Equipment Non-Capital Lease	0.0	
Telecomm Equip Non-Capital Purchase	0.0	
Telecomm Equip Non-Capital Leases	0.0	
Other Equipment Non-Capital Purchase	0.0	
Weapons Non-Capital Purchase	0.0	
Other Equipment Non-Capital Lease	0.0	
Purchased Or Licensed Software/Website	0.0	
Internally Generated Software/Website	0.0	
LICENSES AND PERMITS	0.0	
Right-Of-Way/Easement/Extraction Exp	0.0	
Other Intangible Assets - Purchased, Licensed or Internall	0.0	
Noncapital Software/Web By Capital Lease	0.0	
Other Intangible Assets Acquired by Capital Lease	0.0	
Other Long Lived Tangible Assets to be Expenses	0.0	
Non-Capital Equipment Excluded from Cost Allocation	0.0	
<b>Expenditure Category Total</b>	<b>564.4</b>	<b>409.0</b>
<b>Appropriated</b>		
EV9000-A Indirect Cost Recovery Fund (Appropriated)	13.2	21.5
	<b>13.2</b>	<b>21.5</b>
<b>Non-Appropriated</b>		
EV2271-N Underground Storage Tank Revolving (Non-Appropriated)	547.8	380.0
EV2500-N IGA and ISA Fund (Non-Appropriated)	3.4	7.5
	<b>551.2</b>	<b>387.5</b>
<b>Fund Source Total</b>	<b>564.4</b>	<b>409.0</b>
Capital Outlay	0.0	0.0

## Program Expenditure Schedule

<b>Agency:</b>	Department of Environmental Quality
<b>Program:</b>	Support

	FY 2022 Actual	FY 2023 Expd. Plan
<b>Expenditure Category Total</b>	<b>0.0</b>	<b>0.0</b>
<hr/>		
Debt Service	0.0	0.0
<b>Expenditure Category Total</b>	<b>0.0</b>	<b>0.0</b>
<hr/>		
Cost Allocation	1,478.3	2,389.7
<b>Expenditure Category Total</b>	<b>1,478.3</b>	<b>2,389.7</b>
<hr/>		
<b>Appropriated</b>		
EV2082-A DEQ Emissions Inspection Fund (Appropriated)	9.5	16.3
EV2178-A Hazardous Waste Management Fund (Appropriated)	97.7	165.1
EV2226-A Air Quality Fund (Appropriated)	168.3	223.9
EV2289-A Recycling Fund (Appropriated)	0.0	33.9
EV2328-A Permit Administration Fund (Appropriated)	22.3	18.3
EV3110-A Solid Waste Fee Fund (Appropriated)	76.1	123.2
EV4100-A Water Quality Fee Fund (Appropriated)	433.0	439.6
EV4150-A Safe Drinking Water Program Fund (Appropriated)	70.8	177.4
	<b>877.7</b>	<b>1,197.7</b>
<b>Non-Appropriated</b>		
EV2000-N Federal Grants Fund (Non-Appropriated)	183.3	242.2
EV2221-N Water Quality Assurance Revolving Fund (Non-Appropriated)	68.7	214.8
EV2271-N Underground Storage Tank Revolving (Non-Appropriated)	348.6	715.5
EV2308-N Monitoring Assistance Fund (Non-Appropriated)	0.0	19.5
	<b>600.6</b>	<b>1,192.0</b>
<b>Fund Source Total</b>	<b>1,478.3</b>	<b>2,389.7</b>
<hr/>		
Transfers	293.6	313.5
<b>Expenditure Category Total</b>	<b>293.6</b>	<b>313.5</b>
<hr/>		
<b>Appropriated</b>		
EV9000-A Indirect Cost Recovery Fund (Appropriated)	233.7	283.5
	<b>233.7</b>	<b>283.5</b>
<b>Non-Appropriated</b>		
EV2271-N Underground Storage Tank Revolving (Non-Appropriated)	29.9	0.0
EV2500-N IGA and ISA Fund (Non-Appropriated)	30.0	30.0
	<b>59.9</b>	<b>30.0</b>
<b>Fund Source Total</b>	<b>293.6</b>	<b>313.5</b>

<b>Employee Retirement Coverage</b>			
<b>Retirement System</b>	<b>FTE</b>	<b>Personal Services</b>	<b>Fund#</b>
Arizona State Retirement System	4.0	373.0	EV2226-A
Arizona State Retirement System	0.4	29.7	EV2328-A
Arizona State Retirement System	0.4	27.2	EV2082-A
Arizona State Retirement System	2.8	207.7	EV3110-A
Arizona State Retirement System	3.2	269.1	EV2178-A
Arizona State Retirement System	13.7	1,182.5	EV2271-N
Arizona State Retirement System	4.3	358.3	EV2221-N
Arizona State Retirement System	9.6	730.9	EV4100-A

# Program Expenditure Schedule

<b>Agency:</b>	<b>Department of Environmental Quality</b>
<b>Program:</b>	<b>Support</b>

		<u>FY 2022 Actual</u>	<u>FY 2023 Expd. Plan</u>	
Arizona State Retirement System	2.9	294.1		EV4150-A
Arizona State Retirement System	7.1	387.3		EV2000-N
Arizona State Retirement System	129.0	10,798.1		EV9000-A
Arizona State Retirement System	2.0	185.3		EV2500-N
Arizona State Retirement System	0.6	54.1		EV2289-A
Arizona State Retirement System	0.3	31.1		EV2308-N

<b>Combined Regular &amp; Elected Positions At/Above FICA Maximum of \$147,000</b>
--

<b>Total FTE</b>	<b>Personal Services</b>	<b>FTE's not eligible for Health, Dental &amp; Life</b>
3.0	491.7	0.0

## Program Budget Unit Summary of Expenditures and Budget Request for All Funds

<b>Agency:</b>	Department of Environmental Quality
<b>Program:</b>	SLI FY 2023 Salary Increase

Expenditure Categories	FY 2022 Actual	FY 2023 Expd. Plan	FY 2024 Fund. Issue	FY 2024 Total Request
0000 FTE	0.0	16.0	(16.0)	0.0
6000 Personal Services	0.0	1,215.9	(1,215.9)	0.0
6100 Employee Related Expenses	0.0	474.3	(474.3)	0.0
6200 Professional and Outside Services	0.0	0.0	0.0	0.0
6500 Travel In-State	0.0	0.0	0.0	0.0
6600 Travel Out of State	0.0	0.0	0.0	0.0
6700 Food	0.0	0.0	0.0	0.0
6800 Aid to Organizations and Individuals	0.0	0.0	0.0	0.0
7000 Other Operating Expenses	0.0	0.0	0.0	0.0
8000 Equipment	0.0	0.0	0.0	0.0
8100 Capital Outlay	0.0	0.0	0.0	0.0
8600 Debt Service	0.0	0.0	0.0	0.0
9000 Cost Allocation	0.0	760.4	(760.4)	0.0
9100 Transfers	0.0	0.0	0.0	0.0
<b>Expenditure Categories Total:</b>	0.0	2,450.6	(2,450.6)	0.0
<b>Fund Source</b>				
<b>Appropriated Funds</b>				
EV2178-A Hazardous Waste Management Fund (Appropriate)	0.0	166.5	(166.5)	0.0
EV2226-A Air Quality Fund (Appropriated)	0.0	449.0	(449.0)	0.0
EV2289-A Recycling Fund (Appropriated)	0.0	130.1	(130.1)	0.0
EV3110-A Solid Waste Fee Fund (Appropriated)	0.0	271.8	(271.8)	0.0
EV4100-A Water Quality Fee Fund (Appropriated)	0.0	1,288.9	(1,288.9)	0.0
EV4150-A Safe Drinking Water Program Fund (Appropriated)	0.0	144.3	(144.3)	0.0
<b>Fund Source Total:</b>	0.0	2,450.6	(2,450.6)	0.0



## Program Budget Unit Summary of Expenditures and Budget Request for Selected Funds

<b>Agency:</b>	Department of Environmental Quality				
	<b>FY 2022</b>	<b>FY 2023</b>	<b>FY 2024</b>	<b>FY 2024</b>	
	<b>Actual</b>	<b>Expd. Plan</b>	<b>Fund. Issue</b>	<b>Total Request</b>	
<b>Program:</b>	SLI FY 2023 Salary Increase				
<b>Fund:</b>	EV2178-A Hazardous Waste Management Fund				
<b>Appropriated</b>					
0000	FTE	0.0	1.0	(1.0)	0.0
6000	Personal Services	0.0	82.5	(82.5)	0.0
6100	Employee Related Expenses	0.0	32.3	(32.3)	0.0
6200	Professional and Outside Services	0.0	0.0	0.0	0.0
6500	Travel In-State	0.0	0.0	0.0	0.0
6600	Travel Out of State	0.0	0.0	0.0	0.0
6700	Food	0.0	0.0	0.0	0.0
6800	Aid to Organizations and Individuals	0.0	0.0	0.0	0.0
7000	Other Operating Expenses	0.0	0.0	0.0	0.0
8000	Equipment	0.0	0.0	0.0	0.0
8100	Capital Outlay	0.0	0.0	0.0	0.0
8600	Debt Service	0.0	0.0	0.0	0.0
9000	Cost Allocation	0.0	51.7	(51.7)	0.0
9100	Transfers	0.0	0.0	0.0	0.0
<b>Appropriated Total:</b>		0.0	166.5	(166.5)	0.0
<b>Fund Total:</b>		0.0	166.5	(166.5)	0.0
<b>Fund:</b>	EV2226-A Air Quality Fund				
<b>Appropriated</b>					
0000	FTE	0.0	3.0	(3.0)	0.0
6000	Personal Services	0.0	222.8	(222.8)	0.0
6100	Employee Related Expenses	0.0	86.8	(86.8)	0.0
6200	Professional and Outside Services	0.0	0.0	0.0	0.0
6500	Travel In-State	0.0	0.0	0.0	0.0
6600	Travel Out of State	0.0	0.0	0.0	0.0
6700	Food	0.0	0.0	0.0	0.0
6800	Aid to Organizations and Individuals	0.0	0.0	0.0	0.0
7000	Other Operating Expenses	0.0	0.0	0.0	0.0
8000	Equipment	0.0	0.0	0.0	0.0
8100	Capital Outlay	0.0	0.0	0.0	0.0

## Program Budget Unit Summary of Expenditures and Budget Request for Selected Funds

Agency:	Department of Environmental Quality			
Program:	FY 2022 Actual	FY 2023 Expd. Plan	FY 2024 Fund. Issue	FY 2024 Total Request
<b>Program:</b> SLI FY 2023 Salary Increase				
<b>Fund:</b> EV2226-A Air Quality Fund				
<b>Appropriated</b>				
8600 Debt Service	0.0	0.0	0.0	0.0
9000 Cost Allocation	0.0	139.4	(139.4)	0.0
9100 Transfers	0.0	0.0	0.0	0.0
<b>Appropriated Total:</b>	0.0	449.0	(449.0)	0.0
<b>Fund Total:</b>	0.0	449.0	(449.0)	0.0
<b>Fund:</b> EV2289-A Recycling Fund				
<b>Appropriated</b>				
0000 FTE	0.0	1.0	(1.0)	0.0
6000 Personal Services	0.0	64.6	(64.6)	0.0
6100 Employee Related Expenses	0.0	25.2	(25.2)	0.0
6200 Professional and Outside Services	0.0	0.0	0.0	0.0
6500 Travel In-State	0.0	0.0	0.0	0.0
6600 Travel Out of State	0.0	0.0	0.0	0.0
6700 Food	0.0	0.0	0.0	0.0
6800 Aid to Organizations and Individuals	0.0	0.0	0.0	0.0
7000 Other Operating Expenses	0.0	0.0	0.0	0.0
8000 Equipment	0.0	0.0	0.0	0.0
8100 Capital Outlay	0.0	0.0	0.0	0.0
8600 Debt Service	0.0	0.0	0.0	0.0
9000 Cost Allocation	0.0	40.3	(40.3)	0.0
9100 Transfers	0.0	0.0	0.0	0.0
<b>Appropriated Total:</b>	0.0	130.1	(130.1)	0.0
<b>Fund Total:</b>	0.0	130.1	(130.1)	0.0
<b>Fund:</b> EV3110-A Solid Waste Fee Fund				
<b>Appropriated</b>				
0000 FTE	0.0	2.0	(2.0)	0.0
6000 Personal Services	0.0	134.9	(134.9)	0.0
6100 Employee Related Expenses	0.0	52.6	(52.6)	0.0

## Program Budget Unit Summary of Expenditures and Budget Request for Selected Funds

<b>Agency:</b>	Department of Environmental Quality				
	<b>FY 2022</b>	<b>FY 2023</b>	<b>FY 2024</b>	<b>FY 2024</b>	
	<b>Actual</b>	<b>Expd. Plan</b>	<b>Fund. Issue</b>	<b>Total Request</b>	
<b>Program:</b>	SLI FY 2023 Salary Increase				
<b>Fund:</b>	EV3110-A Solid Waste Fee Fund				
<b>Appropriated</b>					
6200	Professional and Outside Services	0.0	0.0	0.0	0.0
6500	Travel In-State	0.0	0.0	0.0	0.0
6600	Travel Out of State	0.0	0.0	0.0	0.0
6700	Food	0.0	0.0	0.0	0.0
6800	Aid to Organizations and Individuals	0.0	0.0	0.0	0.0
7000	Other Operating Expenses	0.0	0.0	0.0	0.0
8000	Equipment	0.0	0.0	0.0	0.0
8100	Capital Outlay	0.0	0.0	0.0	0.0
8600	Debt Service	0.0	0.0	0.0	0.0
9000	Cost Allocation	0.0	84.3	(84.3)	0.0
9100	Transfers	0.0	0.0	0.0	0.0
<b>Appropriated Total:</b>		0.0	271.8	(271.8)	0.0
<b>Fund Total:</b>		0.0	271.8	(271.8)	0.0
<b>Fund:</b>	EV4100-A Water Quality Fee Fund				
<b>Appropriated</b>					
0000	FTE	0.0	8.0	(8.0)	0.0
6000	Personal Services	0.0	639.5	(639.5)	0.0
6100	Employee Related Expenses	0.0	249.4	(249.4)	0.0
6200	Professional and Outside Services	0.0	0.0	0.0	0.0
6500	Travel In-State	0.0	0.0	0.0	0.0
6600	Travel Out of State	0.0	0.0	0.0	0.0
6700	Food	0.0	0.0	0.0	0.0
6800	Aid to Organizations and Individuals	0.0	0.0	0.0	0.0
7000	Other Operating Expenses	0.0	0.0	0.0	0.0
8000	Equipment	0.0	0.0	0.0	0.0
8100	Capital Outlay	0.0	0.0	0.0	0.0
8600	Debt Service	0.0	0.0	0.0	0.0
9000	Cost Allocation	0.0	400.0	(400.0)	0.0
9100	Transfers	0.0	0.0	0.0	0.0

## Program Budget Unit Summary of Expenditures and Budget Request for Selected Funds

Agency:	Department of Environmental Quality			
	FY 2022 Actual	FY 2023 Expd. Plan	FY 2024 Fund. Issue	FY 2024 Total Request
<b>Program:</b>	SLI FY 2023 Salary Increase			
<b>Fund:</b>	EV4100-A Water Quality Fee Fund			
<b>Appropriated</b>				
<b>Appropriated Total:</b>	0.0	1,288.9	(1,288.9)	0.0
<b>Fund Total:</b>	0.0	1,288.9	(1,288.9)	0.0
<b>Fund:</b>	EV4150-A Safe Drinking Water Program Fund			
<b>Appropriated</b>				
0000 FTE	0.0	1.0	(1.0)	0.0
6000 Personal Services	0.0	71.6	(71.6)	0.0
6100 Employee Related Expenses	0.0	28.0	(28.0)	0.0
6200 Professional and Outside Services	0.0	0.0	0.0	0.0
6500 Travel In-State	0.0	0.0	0.0	0.0
6600 Travel Out of State	0.0	0.0	0.0	0.0
6700 Food	0.0	0.0	0.0	0.0
6800 Aid to Organizations and Individuals	0.0	0.0	0.0	0.0
7000 Other Operating Expenses	0.0	0.0	0.0	0.0
8000 Equipment	0.0	0.0	0.0	0.0
8100 Capital Outlay	0.0	0.0	0.0	0.0
8600 Debt Service	0.0	0.0	0.0	0.0
9000 Cost Allocation	0.0	44.7	(44.7)	0.0
9100 Transfers	0.0	0.0	0.0	0.0
<b>Appropriated Total:</b>	0.0	144.3	(144.3)	0.0
<b>Fund Total:</b>	0.0	144.3	(144.3)	0.0
<b>Program Total For Selected Funds:</b>	0.0	2,450.6	(2,450.6)	0.0

## Program Expenditure Schedule

<b>Agency:</b>	<b>Department of Environmental Quality</b>
<b>Program:</b>	<b>SLI FY 2023 Salary Increase</b>

	FY 2022 Actual	FY 2023 Expd. Plan
FTE	0.0	16.0
<b>Expenditure Category Total</b>	<b>0.0</b>	<b>16.0</b>
<b>Appropriated</b>		
EV2178-A Hazardous Waste Management Fund (Appropriated)	0.0	1.0
EV2226-A Air Quality Fund (Appropriated)	0.0	3.0
EV2289-A Recycling Fund (Appropriated)	0.0	1.0
EV3110-A Solid Waste Fee Fund (Appropriated)	0.0	2.0
EV4100-A Water Quality Fee Fund (Appropriated)	0.0	8.0
EV4150-A Safe Drinking Water Program Fund (Appropriated)	0.0	1.0
	<b>0.0</b>	<b>16.0</b>
<b>Fund Source Total</b>	<b>0.0</b>	<b>16.0</b>
<hr/>		
Personal Services	0.0	1,215.9
Boards and Commissions	0.0	0.0
<b>Expenditure Category Total</b>	<b>0.0</b>	<b>1,215.9</b>
<b>Appropriated</b>		
EV2178-A Hazardous Waste Management Fund (Appropriated)	0.0	82.5
EV2226-A Air Quality Fund (Appropriated)	0.0	222.8
EV2289-A Recycling Fund (Appropriated)	0.0	64.6
EV3110-A Solid Waste Fee Fund (Appropriated)	0.0	134.9
EV4100-A Water Quality Fee Fund (Appropriated)	0.0	639.5
EV4150-A Safe Drinking Water Program Fund (Appropriated)	0.0	71.6
	<b>0.0</b>	<b>1,215.9</b>
<b>Fund Source Total</b>	<b>0.0</b>	<b>1,215.9</b>
<hr/>		
Employee Related Expenses	0.0	474.3
<b>Expenditure Category Total</b>	<b>0.0</b>	<b>474.3</b>
<b>Appropriated</b>		
EV2178-A Hazardous Waste Management Fund (Appropriated)	0.0	32.3
EV2226-A Air Quality Fund (Appropriated)	0.0	86.8
EV2289-A Recycling Fund (Appropriated)	0.0	25.2
EV3110-A Solid Waste Fee Fund (Appropriated)	0.0	52.6
EV4100-A Water Quality Fee Fund (Appropriated)	0.0	249.4
EV4150-A Safe Drinking Water Program Fund (Appropriated)	0.0	28.0
	<b>0.0</b>	<b>474.3</b>
<b>Fund Source Total</b>	<b>0.0</b>	<b>474.3</b>
<hr/>		
Professional and Outside Services		0.0
External Prof/Outside Serv Budg And Appn	0.0	
External Investment Services	0.0	
Other External Financial Services	0.0	
Attorney General Legal Services	0.0	
External Legal Services	0.0	
External Engineer/Architect Cost - Exp	0.0	
External Engineer/Architect Cost- Cap	0.0	
Other Design	0.0	
Temporary Agency Services	0.0	
Hospital Services	0.0	
Other Medical Services	0.0	
Institutional Care	0.0	

## Program Expenditure Schedule

<b>Agency:</b>	<b>Department of Environmental Quality</b>
<b>Program:</b>	<b>SLI FY 2023 Salary Increase</b>

	FY 2022 Actual	FY 2023 Expd. Plan
Education And Training	0.0	
Vendor Travel	0.0	
Professional & Outside Services Excluded from Cost Alloca	0.0	
Vendor Travel - Non Reportable	0.0	
External Telecom Consulting Services	0.0	
Costs related to those in custody of the State	0.0	
Non - Confidential Specialist Fees	0.0	
Confidential Specialist Fees	0.0	
Outside Actuarial Costs	0.0	
Other Professional And Outside Services	0.0	
<b>Expenditure Category Total</b>	<b>0.0</b>	<b>0.0</b>
<hr/>		
Travel In-State	0.0	0.0
<b>Expenditure Category Total</b>	<b>0.0</b>	<b>0.0</b>
<hr/>		
Travel Out of State	0.0	0.0
<b>Expenditure Category Total</b>	<b>0.0</b>	<b>0.0</b>
<hr/>		
Food	0.0	0.0
<b>Expenditure Category Total</b>	<b>0.0</b>	<b>0.0</b>
<hr/>		
Aid to Organizations and Individuals	0.0	0.0
<b>Expenditure Category Total</b>	<b>0.0</b>	<b>0.0</b>
<hr/>		
Other Operating Expenses		0.0
Other Operating Expenditures Budg Approp	0.0	
Other Operating Expenditures Excluded from Cost Allocati	0.0	
Risk Management Charges To State Agency	0.0	
Risk Management Deductible - Indemnity	0.0	
Risk Management Deductible - Legal	0.0	
Risk Management Deductible - Medical	0.0	
Risk Management Deductible - Other	0.0	
Gen Liab- Non Physical-Taxable- Self Ins	0.0	
Gross Proceeds Payments To Attorneys	0.0	
General Liability- Non-Taxable- Self Ins	0.0	
Medical Malpractice - Self-Insured	0.0	
Automobile Liability - Self Insured	0.0	
General Property Damage - Self- Insured	0.0	
Automobile Physical Damage-Self Insured	0.0	
Liability Insurance Premiums	0.0	
Property Insurance Premiums	0.0	
Workers Compensation Benefit Payments	0.0	
Self Insurance - Administrative Fees	0.0	
Self Insurance - Premiums	0.0	
Self Insurance - Claim Payments	0.0	
Self Insurance - Pharmacy Claims	0.0	
Premium Tax On Altcs	0.0	
Other Insurance-Related Charges	0.0	

## Program Expenditure Schedule

<b>Agency:</b>	<b>Department of Environmental Quality</b>
<b>Program:</b>	<b>SLI FY 2023 Salary Increase</b>

	FY 2022 Actual	FY 2023 Expd. Plan
Internal Service Data Processing	0.0	
Internal Service Data Proc- Pc/Lan	0.0	
External Programming-Mainframe/Legacy	0.0	
External Programming- Pc/Lan/Serv/Web	0.0	
External Data Entry	0.0	
Othr External Data Proc-Mainframe/Legacy	0.0	
Othr External Data Proc-Pc/Lan/Serv/Web	0.0	
Pmt for AFIS Development & Usage	0.0	
Internal Service Telecommunications	0.0	
External Telecom Long Distance-In-State	0.0	
External Telecom Long Distance-Out-State	0.0	
Other External Telecommunication Service	0.0	
Electricity	0.0	
Sanitation Waste Disposal	0.0	
Water	0.0	
Gas And Fuel Oil For Buildings	0.0	
Other Utilities	0.0	
Building Rent Charges To State Agencies	0.0	
Priv Lease To Own Bld Rent Chrgs To Agy	0.0	
Cert Of Part Bld Rent Chrgs To Agy	0.0	
Rental Of Land And Buildings	0.0	
Rental Of Computer Equipment	0.0	
Rental Of Other Machinery And Equipment	0.0	
Miscellaneous Rent	0.0	
Interest On Overdue Payments	0.0	
All Other Interest Payments	0.0	
Internal Acct/Budg/Financial Svcs	0.0	
Other Internal Services	0.0	
Repair And Maintenance - Buildings	0.0	
Repair And Maintenance - Vehicles	0.0	
Repair And Maint - Mainframe And Legacy	0.0	
Repair And Maint-Pc/Lan/Serv/Web	0.0	
Repair And Maintenance - Other Equipment	0.0	
Other Repair And Maintenance	0.0	
Software Support And Maintenance	0.0	
Uniforms	0.0	
Inmate Clothing	0.0	
Security Supplies	0.0	
Office Supplies	0.0	
Computer Supplies	0.0	
Housekeeping Supplies	0.0	
Bedding And Bath Supplies	0.0	
Drugs And Medicine Supplies	0.0	
Medical Supplies	0.0	
Dental Supplies	0.0	
Automotive And Transportation Fuels	0.0	
Automotive Lubricants And Supplies	0.0	
Rpr And Maint Supplies-Not Auto Or Build	0.0	
Repair And Maintenance Supplies-Building	0.0	
Other Operating Supplies	0.0	
Publications	0.0	

## Program Expenditure Schedule

<b>Agency:</b>	<b>Department of Environmental Quality</b>
<b>Program:</b>	<b>SLI FY 2023 Salary Increase</b>

	FY 2022 Actual	FY 2023 Expd. Plan
Aggregate Withheld Or Paid Commissions	0.0	
Lottery Prizes	0.0	
Lottery Distribution Costs	0.0	
Material for Further Processing	0.0	
Other Resale Supplies	0.0	
Loss On Sales Of Capital Assets	0.0	
Loss on Sales of Investments	0.0	
Employee Tuition Reimbursement-Graduate	0.0	
Employee Tuition Reimb Under-Grad/Other	0.0	
Conference Registration-Attendance Fees	0.0	
Other Education And Training Costs	0.0	
Advertising	0.0	
Sponsorships	0.0	
Internal Printing	0.0	
External Printing	0.0	
Photography	0.0	
Postage And Delivery	0.0	
Document shredding and Destruction Services	0.0	
Translation and Sign Language Services	0.0	
Distribution To State Universities	0.0	
Other Intrastate Distributions	0.0	
Awards	0.0	
Entertainment And Promotional Items	0.0	
Dues	0.0	
Books- Subscriptions And Publications	0.0	
Costs For Digital Image Or Microfilm	0.0	
Revolving Fund Advances	0.0	
Credit Card Fees Over Approved Limit	0.0	
Relief Bill Expenditures	0.0	
Surplus Property Distr To State Agencies	0.0	
Security Services	0.0	
Judgments - Damages	0.0	
ICA Payments to Claimants Confidential	0.0	
Jdgmnt-Confidential Restitution To Indiv	0.0	
Judgments - Non-Confidential Restitution	0.0	
Judgments - Punitive And Compensatory	0.0	
Pmts Made to Resolve/Disputes/Avoid Costs of Litigation	0.0	
Pmts For Contracted State Inmate Labor	0.0	
Payments To State Inmates	0.0	
Bad Debt Expense	0.0	
Interview Expense	0.0	
Employee Relocations-Nontaxable	0.0	
Employee Relocations-Taxable	0.0	
Non-Confidential Invest/Legal/Law Enf	0.0	
Conf/Sensitive Invest/Legal/Undercover	0.0	
Fingerprinting, Background Checks, Etc.	0.0	
Other Miscellaneous Operating	0.0	
<b>Expenditure Category Total</b>	<b>0.0</b>	<b>0.0</b>

Current Year Expenditures

0.0



## Program Expenditure Schedule

<b>Agency:</b>	<b>Department of Environmental Quality</b>
<b>Program:</b>	<b>SLI FY 2023 Salary Increase</b>

	FY 2022 Actual	FY 2023 Expd. Plan
Capital Equipment Budget And Approp	0.0	
Vehicles Capital Purchase	0.0	
Vehicles Capital Leases	0.0	
Furniture Capital Purchase	0.0	
Depreciable Works Of Art & Hist Treas/Coll Capital Purcha	0.0	
Non Depr Works Of Art & Hist Treas/Coll Cap Purchase	0.0	
Furniture Capital Leases	0.0	
Computer Equipment Capital Purchase	0.0	
Computer Equipment Capital Lease	0.0	
Telecommunication Equip-Capital Purchase	0.0	
Telecommunication Equip-Capital Lease	0.0	
Other Equipment Capital Purchase	0.0	
Other Equipment Capital Leases	0.0	
Purchased Or Licensed Software-Website	0.0	
Internally Generated Software-Website	0.0	
Development in Progress	0.0	
Right-Of-Way/Easement/Extraction Rights	0.0	
Oth Int Assets purchased, licensed or internally generate	0.0	
Other intangible assets acquired by capital lease	0.0	
Other Capital Asset Purchases	0.0	
Leasehold Improvement-Capital Purchase	0.0	
Other Capital Asset Leases	0.0	
Non-Capital Equip Budget And Approp	0.0	
Vehicles Non-Capital Purchase	0.0	
Vehicles Non-Capital Leases	0.0	
Furniture Non-Capital Purchase	0.0	
Works Of Art And Hist Treas-Non Capital	0.0	
Furniture Non-Capital Leases	0.0	
Computer Equipment Non-Capital Purchase	0.0	
Computer Equipment Non-Capital Lease	0.0	
Telecomm Equip Non-Capital Purchase	0.0	
Telecomm Equip Non-Capital Leases	0.0	
Other Equipment Non-Capital Purchase	0.0	
Weapons Non-Capital Purchase	0.0	
Other Equipment Non-Capital Lease	0.0	
Purchased Or Licensed Software/Website	0.0	
Internally Generated Software/Website	0.0	
LICENSES AND PERMITS	0.0	
Right-Of-Way/Easement/Extraction Exp	0.0	
Other Intangible Assets - Purchased, Licensed or Internall	0.0	
Noncapital Software/Web By Capital Lease	0.0	
Other Intangible Assets Acquired by Capital Lease	0.0	
Other Long Lived Tangible Assets to be Expenses	0.0	
Non-Capital Equipment Excluded from Cost Allocation	0.0	
<b>Expenditure Category Total</b>	<b>0.0</b>	<b>0.0</b>
<hr/>		
Capital Outlay	0.0	0.0
<b>Expenditure Category Total</b>	<b>0.0</b>	<b>0.0</b>
<hr/>		
Debt Service	0.0	0.0

## Program Expenditure Schedule

<b>Agency:</b>	Department of Environmental Quality
<b>Program:</b>	SLI FY 2023 Salary Increase

	<u>FY 2022 Actual</u>	<u>FY 2023 Expd. Plan</u>
<b>Expenditure Category Total</b>	<b>0.0</b>	<b>0.0</b>
<hr/>		
Cost Allocation	0.0	760.4
<b>Expenditure Category Total</b>	<b>0.0</b>	<b>760.4</b>
<b>Appropriated</b>		
EV2178-A Hazardous Waste Management Fund (Appropriated)	0.0	51.7
EV2226-A Air Quality Fund (Appropriated)	0.0	139.4
EV2289-A Recycling Fund (Appropriated)	0.0	40.3
EV3110-A Solid Waste Fee Fund (Appropriated)	0.0	84.3
EV4100-A Water Quality Fee Fund (Appropriated)	0.0	400.0
EV4150-A Safe Drinking Water Program Fund (Appropriated)	0.0	44.7
	<u>0.0</u>	<u>760.4</u>
<b>Fund Source Total</b>	<b>0.0</b>	<b>760.4</b>
<hr/>		
Transfers	0.0	0.0
<b>Expenditure Category Total</b>	<b>0.0</b>	<b>0.0</b>

<b>Employee Retirement Coverage</b>			
<b>Retirement System</b>	<b>FTE</b>	<b>Personal Services</b>	<b>Fund#</b>
Arizona State Retirement System	1.0	82.5	EV2178-A
Arizona State Retirement System	3.0	222.8	EV2226-A
Arizona State Retirement System	1.0	64.6	EV2289-A
Arizona State Retirement System	2.0	134.9	EV3110-A
Arizona State Retirement System	8.0	639.5	EV4100-A
Arizona State Retirement System	1.0	71.6	EV4150-A

## Program Summary of Expenditures and Budget Request

<b>Agency:</b>	Department of Environmental Quality
<b>Program:</b>	Air Quality

	FY 2022 Actual	FY 2023 Expd. Plan	FY 2024 Fund. Issue	FY 2024 Total Request
<b>Program Summary</b>				
2-1 Monitoring & Assessment	3,921.4	4,333.6	449.0	4,782.6
2-2 Facility Emissions Control	3,812.3	6,416.6	0.0	6,416.6
2-3 Air Improvement Planning	3,617.3	4,338.2	567.1	4,905.3
2-4 Oil & Gas	197.6	420.3	0.0	420.3
2-5 Vehicle Emissions Control	5,261.4	7,077.5	0.0	7,077.5
2-6 SLI Emissions Control Contractor Payments	21,134.2	26,219.5	0.0	26,219.5
<b>Program Summary Total:</b>	37,944.2	48,805.7	1,016.1	49,821.8
<b>Expenditure Categories</b>				
0000 FTE Positions	105.6	100.5	5.0	105.5
6000 Personal Services	5,841.1	7,256.9	407.4	7,664.3
6100 Employee Related Expenses	2,072.8	2,684.7	158.8	2,843.5
6200 Professional and Outside Services	23,486.5	30,134.0	195.0	30,329.0
6500 Travel In-State	199.5	257.3	0.0	257.3
6600 Travel Out of State	6.7	53.2	0.0	53.2
6700 Food	0.0	0.0	0.0	0.0
6800 Aid to Organizations and Individuals	1,864.4	1,475.3	0.0	1,475.3
7000 Other Operating Expenses	801.8	2,102.5	0.0	2,102.5
8000 Equipment	110.2	368.0	0.0	368.0
8100 Capital Outlay	0.0	0.0	0.0	0.0
8600 Debt Service	0.0	0.0	0.0	0.0
9000 Cost Allocation	3,561.2	4,473.8	254.9	4,728.7
9100 Transfers	0.0	0.0	0.0	0.0
<b>Expenditure Categories Total:</b>	37,944.2	48,805.7	1,016.1	49,821.8
<b>Fund Source</b>				
<b>Appropriated Funds</b>				
EV2082-A DEQ Emissions Inspection Fund (Appropriated)	24,816.6	30,374.9	0.0	30,374.9
EV2226-A Air Quality Fund (Appropriated)	3,841.9	4,443.2	1,016.1	5,459.3
EV2328-A Permit Administration Fund (Appropriated)	4,175.8	7,006.1	0.0	7,006.1
	32,834.3	41,824.2	1,016.1	42,840.3
<b>Non-Appropriated Funds</b>				
EV2000-N Federal Grants Fund (Non-Appropriated)	3,566.6	4,119.4	0.0	4,119.4
EV2365-N Voluntary Vehicle Repair & Retrofit Program Fund	1,543.3	2,862.1	0.0	2,862.1
	5,109.9	6,981.5	0.0	6,981.5

## Program Summary of Expenditures and Budget Request

<b>Agency:</b>	Department of Environmental Quality
<b>Program:</b>	Air Quality

	FY 2022 Actual	FY 2023 Expd. Plan	FY 2024 Fund. Issue	FY 2024 Total Request
<b>Fund Source Total:</b>	37,944.2	48,805.7	1,016.1	49,821.8

## Program Group Summary of Expenditures and Budget Request for Selected Funds

<b>Agency:</b>	Department of Environmental Quality
<b>Program:</b>	Air Quality

	FY 2022 Actual	FY 2023 Expd. Plan	FY 2024 Fund. Issue	FY 2024 Total Request
--	-------------------	-----------------------	------------------------	--------------------------

<b>Fund:</b>	EV2000-N Federal Grants Fund (Non-Appropriated)
--------------	---

### Program Expenditures

COST CENTER/PROGRAM BUDGET UNIT					
2-1	Monitoring & Assessment	1,849.3	2,282.8	0.0	2,282.8
2-2	Facility Emissions Control	180.1	184.5	0.0	184.5
2-3	Air Improvement Planning	1,510.6	1,652.1	0.0	1,652.1
2-5	Vehicle Emissions Control	26.6	0.0	0.0	0.0
<b>Total</b>		3,566.6	4,119.4	0.0	4,119.4

### Non-Appropriated Funding

#### Expenditure Categories

FTE Positions		26.3	24.8	0.0	24.8
Personal Services		1,431.0	1,515.8	0.0	1,515.8
Employee Related Expenses		491.5	591.2	0.0	591.2
Professional and Outside Services		88.7	27.6	0.0	27.6
Travel In-State		18.8	22.5	0.0	22.5
Travel Out of State		0.0	6.0	0.0	6.0
Food		0.0	0.0	0.0	0.0
Aid to Organizations and Individuals		405.5	539.8	0.0	539.8
Other Operating Expenses		176.0	155.7	0.0	155.7
Equipment		89.9	312.5	0.0	312.5
Capital Outlay		0.0	0.0	0.0	0.0
Debt Service		0.0	0.0	0.0	0.0
Cost Allocation		865.2	948.3	0.0	948.3
Transfers		0.0	0.0	0.0	0.0

<b>Expenditure Categories Total:</b>	3,566.6	4,119.4	0.0	4,119.4
--------------------------------------	---------	---------	-----	---------

<b>Fund EV2000-N Total:</b>	3,566.6	4,119.4	0.0	4,119.4
-----------------------------	---------	---------	-----	---------

## Program Group Summary of Expenditures and Budget Request for Selected Funds

<b>Agency:</b>	Department of Environmental Quality
<b>Program:</b>	Air Quality

	FY 2022 Actual	FY 2023 Expd. Plan	FY 2024 Fund. Issue	FY 2024 Total Request
--	-------------------	-----------------------	------------------------	--------------------------

<b>Fund:</b>	EV2082-A DEQ Emissions Inspection Fund (Appropriated)
--------------	---

### Program Expenditures

COST CENTER/PROGRAM BUDGET UNIT					
2-5	Vehicle Emissions Control	3,682.4	4,155.4	0.0	4,155.4
2-6	SLI Emissions Control Contractor Payments	21,134.2	26,219.5	0.0	26,219.5
	Total	24,816.6	30,374.9	0.0	30,374.9

### Appropriated Funding

#### Expenditure Categories

	FTE Positions	17.1	19.9	0.0	19.9
	Personal Services	1,011.2	1,340.2	0.0	1,340.2
	Employee Related Expenses	388.2	529.5	0.0	529.5
	Professional and Outside Services	21,571.4	26,633.0	0.0	26,633.0
	Travel In-State	17.3	30.0	0.0	30.0
	Travel Out of State	1.5	11.8	0.0	11.8
	Food	0.0	0.0	0.0	0.0
	Aid to Organizations and Individuals	1,084.3	915.2	0.0	915.2
	Other Operating Expenses	113.0	73.9	0.0	73.9
	Equipment	0.0	0.0	0.0	0.0
	Capital Outlay	0.0	0.0	0.0	0.0
	Debt Service	0.0	0.0	0.0	0.0
	Cost Allocation	629.7	841.3	0.0	841.3
	Transfers	0.0	0.0	0.0	0.0
<b>Expenditure Categories Total:</b>		<b>24,816.6</b>	<b>30,374.9</b>	<b>0.0</b>	<b>30,374.9</b>
<b>Fund EV2082-A Total:</b>		<b>24,816.6</b>	<b>30,374.9</b>	<b>0.0</b>	<b>30,374.9</b>

## Program Group Summary of Expenditures and Budget Request for Selected Funds

<b>Agency:</b>	Department of Environmental Quality
<b>Program:</b>	Air Quality

	FY 2022 Actual	FY 2023 Expd. Plan	FY 2024 Fund. Issue	FY 2024 Total Request
<b>Fund:</b> EV2226-A Air Quality Fund (Appropriated)				
<b>Program Expenditures</b>				
COST CENTER/PROGRAM BUDGET UNIT				
2-1 Monitoring & Assessment	1,887.7	1,788.9	449.0	2,237.9
2-2 Facility Emissions Control	135.6	170.6	0.0	170.6
2-3 Air Improvement Planning	1,809.5	2,423.7	567.1	2,990.8
2-5 Vehicle Emissions Control	9.1	60.0	0.0	60.0
Total	3,841.9	4,443.2	1,016.1	5,459.3

### Appropriated Funding

#### Expenditure Categories

FTE Positions	27.2	23.7	5.0	28.7
Personal Services	1,507.8	1,962.2	407.4	2,369.6
Employee Related Expenses	532.3	692.5	158.8	851.3
Professional and Outside Services	166.5	347.0	195.0	542.0
Travel In-State	69.1	81.9	0.0	81.9
Travel Out of State	1.9	13.6	0.0	13.6
Food	0.0	0.0	0.0	0.0
Aid to Organizations and Individuals	374.6	20.3	0.0	20.3
Other Operating Expenses	251.4	96.7	0.0	96.7
Equipment	20.3	34.5	0.0	34.5
Capital Outlay	0.0	0.0	0.0	0.0
Debt Service	0.0	0.0	0.0	0.0
Cost Allocation	918.0	1,194.5	254.9	1,449.4
Transfers	0.0	0.0	0.0	0.0
<b>Expenditure Categories Total:</b>	3,841.9	4,443.2	1,016.1	5,459.3
<b>Fund EV2226-A Total:</b>	3,841.9	4,443.2	1,016.1	5,459.3

## Program Group Summary of Expenditures and Budget Request for Selected Funds

<b>Agency:</b>	Department of Environmental Quality
<b>Program:</b>	Air Quality

	FY 2022 Actual	FY 2023 Expd. Plan	FY 2024 Fund. Issue	FY 2024 Total Request
--	-------------------	-----------------------	------------------------	--------------------------

<b>Fund:</b>	EV2328-A Permit Administration Fund (Appropriated)
--------------	--

### Program Expenditures

COST CENTER/PROGRAM BUDGET UNIT					
2-1	Monitoring & Assessment	184.4	261.9	0.0	261.9
2-2	Facility Emissions Control	3,496.6	6,061.5	0.0	6,061.5
2-3	Air Improvement Planning	297.2	262.4	0.0	262.4
2-4	Oil & Gas	197.6	420.3	0.0	420.3
	Total	4,175.8	7,006.1	0.0	7,006.1

### Appropriated Funding

#### Expenditure Categories

FTE Positions		35.0	32.1	0.0	32.1
Personal Services		1,886.2	2,438.7	0.0	2,438.7
Employee Related Expenses		660.3	871.5	0.0	871.5
Professional and Outside Services		124.4	264.3	0.0	264.3
Travel In-State		94.3	122.9	0.0	122.9
Travel Out of State		3.3	21.8	0.0	21.8
Food		0.0	0.0	0.0	0.0
Aid to Organizations and Individuals		0.0	0.0	0.0	0.0
Other Operating Expenses		261.4	1,776.2	0.0	1,776.2
Equipment		0.0	21.0	0.0	21.0
Capital Outlay		0.0	0.0	0.0	0.0
Debt Service		0.0	0.0	0.0	0.0
Cost Allocation		1,145.9	1,489.7	0.0	1,489.7
Transfers		0.0	0.0	0.0	0.0
<b>Expenditure Categories Total:</b>		4,175.8	7,006.1	0.0	7,006.1
<b>Fund EV2328-A Total:</b>		4,175.8	7,006.1	0.0	7,006.1



## Program Group Summary of Expenditures and Budget Request for Selected Funds

<b>Agency:</b>	Department of Environmental Quality
<b>Program:</b>	Air Quality

	FY 2022 Actual	FY 2023 Expd. Plan	FY 2024 Fund. Issue	FY 2024 Total Request
--	-------------------	-----------------------	------------------------	--------------------------

<b>Fund:</b>	EV2365-N Voluntary Vehicle Repair & Retrofit Program Fund (Non-Appropriated)
--------------	--

### Program Expenditures

COST CENTER/PROGRAM BUDGET UNIT					
2-5	Vehicle Emissions Control	1,543.3	2,862.1	0.0	2,862.1
	Total	1,543.3	2,862.1	0.0	2,862.1

### Non-Appropriated Funding

#### Expenditure Categories

Personal Services	4.9	0.0	0.0	0.0
Employee Related Expenses	0.5	0.0	0.0	0.0
Professional and Outside Services	1,535.5	2,862.1	0.0	2,862.1
Travel In-State	0.0	0.0	0.0	0.0
Travel Out of State	0.0	0.0	0.0	0.0
Food	0.0	0.0	0.0	0.0
Aid to Organizations and Individuals	0.0	0.0	0.0	0.0
Other Operating Expenses	0.0	0.0	0.0	0.0
Equipment	0.0	0.0	0.0	0.0
Capital Outlay	0.0	0.0	0.0	0.0
Debt Service	0.0	0.0	0.0	0.0
Cost Allocation	2.4	0.0	0.0	0.0
Transfers	0.0	0.0	0.0	0.0
<b>Expenditure Categories Total:</b>	<b>1,543.3</b>	<b>2,862.1</b>	<b>0.0</b>	<b>2,862.1</b>
<b>Fund EV2365-N Total:</b>	<b>1,543.3</b>	<b>2,862.1</b>	<b>0.0</b>	<b>2,862.1</b>
<b>Program 2 Total:</b>	<b>37,944.2</b>	<b>48,805.7</b>	<b>1,016.1</b>	<b>49,821.8</b>

## Program Budget Unit Summary of Expenditures and Budget Request for All Funds

<b>Agency:</b>	Department of Environmental Quality
<b>Program:</b>	Monitoring & Assessment

Expenditure Categories	FY 2022 Actual	FY 2023 Expd. Plan	FY 2024 Fund. Issue	FY 2024 Total Request
0000 FTE	29.3	22.5	3.0	25.5
6000 Personal Services	1,437.0	1,540.9	222.8	1,763.7
6100 Employee Related Expenses	521.2	583.2	86.8	670.0
6200 Professional and Outside Services	160.5	184.0	0.0	184.0
6500 Travel In-State	62.2	85.5	0.0	85.5
6600 Travel Out of State	1.6	9.8	0.0	9.8
6700 Food	0.0	0.0	0.0	0.0
6800 Aid to Organizations and Individuals	426.7	381.2	0.0	381.2
7000 Other Operating Expenses	320.8	228.6	0.0	228.6
8000 Equipment	110.2	364.5	0.0	364.5
8100 Capital Outlay	0.0	0.0	0.0	0.0
8600 Debt Service	0.0	0.0	0.0	0.0
9000 Cost Allocation	881.2	955.9	139.4	1,095.3
9100 Transfers	0.0	0.0	0.0	0.0
<b>Expenditure Categories Total:</b>	3,921.4	4,333.6	449.0	4,782.6
<b>Fund Source</b>				
<b>Appropriated Funds</b>				
EV2226-A Air Quality Fund (Appropriated)	1,887.7	1,788.9	449.0	2,237.9
EV2328-A Permit Administration Fund (Appropriated)	184.4	261.9	0.0	261.9
	2,072.1	2,050.8	449.0	2,499.8
<b>Non-Appropriated Funds</b>				
EV2000-N Federal Grants Fund (Non-Appropriated)	1,849.3	2,282.8	0.0	2,282.8
	1,849.3	2,282.8	0.0	2,282.8
<b>Fund Source Total:</b>	3,921.4	4,333.6	449.0	4,782.6

## Program Budget Unit Summary of Expenditures and Budget Request for Selected Funds

<b>Agency:</b>	Department of Environmental Quality				
	<b>FY 2022</b>	<b>FY 2023</b>	<b>FY 2024</b>	<b>FY 2024</b>	
	<b>Actual</b>	<b>Expd. Plan</b>	<b>Fund. Issue</b>	<b>Total Request</b>	
<b>Program:</b>	Monitoring & Assessment				
<b>Fund:</b>	EV2000-N Federal Grants Fund				
<b>Non-Appropriated</b>					
0000	FTE	13.0	11.7	0.0	11.7
6000	Personal Services	627.2	683.3	0.0	683.3
6100	Employee Related Expenses	226.3	266.5	0.0	266.5
6200	Professional and Outside Services	54.4	27.6	0.0	27.6
6500	Travel In-State	18.8	22.5	0.0	22.5
6600	Travel Out of State	0.0	6.0	0.0	6.0
6700	Food	0.0	0.0	0.0	0.0
6800	Aid to Organizations and Individuals	301.7	381.2	0.0	381.2
7000	Other Operating Expenses	146.9	155.7	0.0	155.7
8000	Equipment	89.9	312.5	0.0	312.5
8100	Capital Outlay	0.0	0.0	0.0	0.0
8600	Debt Service	0.0	0.0	0.0	0.0
9000	Cost Allocation	384.1	427.5	0.0	427.5
9100	Transfers	0.0	0.0	0.0	0.0
	<b>Non-Appropriated Total:</b>	1,849.3	2,282.8	0.0	2,282.8
<b>Fund Total:</b>		1,849.3	2,282.8	0.0	2,282.8
<b>Fund:</b>	EV2226-A Air Quality Fund				
<b>Appropriated</b>					
0000	FTE	14.4	9.3	3.0	12.3
6000	Personal Services	738.8	758.8	222.8	981.6
6100	Employee Related Expenses	273.5	285.2	86.8	372.0
6200	Professional and Outside Services	92.6	140.1	0.0	140.1
6500	Travel In-State	34.8	50.6	0.0	50.6
6600	Travel Out of State	1.6	3.8	0.0	3.8
6700	Food	0.0	0.0	0.0	0.0
6800	Aid to Organizations and Individuals	125.0	0.0	0.0	0.0
7000	Other Operating Expenses	145.6	47.7	0.0	47.7
8000	Equipment	20.3	33.0	0.0	33.0
8100	Capital Outlay	0.0	0.0	0.0	0.0

## Program Budget Unit Summary of Expenditures and Budget Request for Selected Funds

<b>Agency:</b>	Department of Environmental Quality			
	<b>FY 2022</b>	<b>FY 2023</b>	<b>FY 2024</b>	<b>FY 2024</b>
	<b>Actual</b>	<b>Expd. Plan</b>	<b>Fund. Issue</b>	<b>Total Request</b>
<b>Program:</b>	Monitoring & Assessment			
<b>Fund:</b>	EV2226-A Air Quality Fund			
<b>Appropriated</b>				
8600 Debt Service	0.0	0.0	0.0	0.0
9000 Cost Allocation	455.5	469.7	139.4	609.1
9100 Transfers	0.0	0.0	0.0	0.0
<b>Appropriated Total:</b>	<b>1,887.7</b>	<b>1,788.9</b>	<b>449.0</b>	<b>2,237.9</b>
<b>Fund Total:</b>	<b>1,887.7</b>	<b>1,788.9</b>	<b>449.0</b>	<b>2,237.9</b>
<b>Fund:</b>	EV2328-A Permit Administration Fund			
<b>Appropriated</b>				
0000 FTE	1.9	1.5	0.0	1.5
6000 Personal Services	71.0	98.8	0.0	98.8
6100 Employee Related Expenses	21.4	31.5	0.0	31.5
6200 Professional and Outside Services	13.5	16.3	0.0	16.3
6500 Travel In-State	8.6	12.4	0.0	12.4
6600 Travel Out of State	0.0	0.0	0.0	0.0
6700 Food	0.0	0.0	0.0	0.0
6800 Aid to Organizations and Individuals	0.0	0.0	0.0	0.0
7000 Other Operating Expenses	28.3	25.2	0.0	25.2
8000 Equipment	0.0	19.0	0.0	19.0
8100 Capital Outlay	0.0	0.0	0.0	0.0
8600 Debt Service	0.0	0.0	0.0	0.0
9000 Cost Allocation	41.6	58.7	0.0	58.7
9100 Transfers	0.0	0.0	0.0	0.0
<b>Appropriated Total:</b>	<b>184.4</b>	<b>261.9</b>	<b>0.0</b>	<b>261.9</b>
<b>Fund Total:</b>	<b>184.4</b>	<b>261.9</b>	<b>0.0</b>	<b>261.9</b>
<b>Program Total For Selected Funds:</b>	<b>3,921.4</b>	<b>4,333.6</b>	<b>449.0</b>	<b>4,782.6</b>

## Program Expenditure Schedule

Agency:	Department of Environmental Quality	
Program:	Monitoring & Assessment	
	FY 2022 Actual	FY 2023 Expd. Plan
FTE	29.3	23.5
<b>Expenditure Category Total</b>	<b>29.3</b>	<b>23.5</b>
<b>Appropriated</b>		
EV2226-A Air Quality Fund (Appropriated)	14.4	9.3
EV2328-A Permit Administration Fund (Appropriated)	1.9	1.5
	<b>16.3</b>	<b>10.8</b>
<b>Non-Appropriated</b>		
EV2000-N Federal Grants Fund (Non-Appropriated)	13.0	11.7
	<b>13.0</b>	<b>11.7</b>
<b>Fund Source Total</b>	<b>29.3</b>	<b>22.5</b>
<hr/>		
Personal Services	1,437.0	1,540.9
Boards and Commissions	0.0	0.0
<b>Expenditure Category Total</b>	<b>1,437.0</b>	<b>1,540.9</b>
<b>Appropriated</b>		
EV2226-A Air Quality Fund (Appropriated)	738.8	758.8
EV2328-A Permit Administration Fund (Appropriated)	71.0	98.8
	<b>809.8</b>	<b>857.6</b>
<b>Non-Appropriated</b>		
EV2000-N Federal Grants Fund (Non-Appropriated)	627.2	683.3
	<b>627.2</b>	<b>683.3</b>
<b>Fund Source Total</b>	<b>1,437.0</b>	<b>1,540.9</b>
<hr/>		
Employee Related Expenses	521.2	583.2
<b>Expenditure Category Total</b>	<b>521.2</b>	<b>583.2</b>
<b>Appropriated</b>		
EV2226-A Air Quality Fund (Appropriated)	273.5	285.2
EV2328-A Permit Administration Fund (Appropriated)	21.4	31.5
	<b>294.9</b>	<b>316.7</b>
<b>Non-Appropriated</b>		
EV2000-N Federal Grants Fund (Non-Appropriated)	226.3	266.5
	<b>226.3</b>	<b>266.5</b>
<b>Fund Source Total</b>	<b>521.2</b>	<b>583.2</b>
<hr/>		
Professional and Outside Services		184.0
External Prof/Outside Serv Budg And Appn	0.0	
External Investment Services	0.0	
Other External Financial Services	0.0	
Attorney General Legal Services	0.0	
External Legal Services	0.0	
External Engineer/Architect Cost - Exp	0.0	
External Engineer/Architect Cost- Cap	0.0	
Other Design	0.0	
Temporary Agency Services	0.0	
Hospital Services	0.0	
Other Medical Services	0.0	
Institutional Care	0.0	
Education And Training	0.0	
Vendor Travel	0.0	
Professional & Outside Services Excluded from Cost Alloca	0.0	

## Program Expenditure Schedule

<b>Agency:</b>	<b>Department of Environmental Quality</b>
<b>Program:</b>	<b>Monitoring &amp; Assessment</b>

	FY 2022 Actual	FY 2023 Expd. Plan
Vendor Travel - Non Reportable	0.0	
External Telecom Consulting Services	0.0	
Costs related to those in custody of the State	0.0	
Non - Confidential Specialist Fees	0.0	
Confidential Specialist Fees	0.0	
Outside Actuarial Costs	0.0	
Other Professional And Outside Services	160.5	
<b>Expenditure Category Total</b>	<b>160.5</b>	<b>184.0</b>
<b>Appropriated</b>		
EV2226-A Air Quality Fund (Appropriated)	92.6	140.1
EV2328-A Permit Administration Fund (Appropriated)	13.5	16.3
	<b>106.1</b>	<b>156.4</b>
<b>Non-Appropriated</b>		
EV2000-N Federal Grants Fund (Non-Appropriated)	54.4	27.6
	<b>54.4</b>	<b>27.6</b>
<b>Fund Source Total</b>	<b>160.5</b>	<b>184.0</b>
<hr/>		
Travel In-State	62.2	85.5
<b>Expenditure Category Total</b>	<b>62.2</b>	<b>85.5</b>
<b>Appropriated</b>		
EV2226-A Air Quality Fund (Appropriated)	34.8	50.6
EV2328-A Permit Administration Fund (Appropriated)	8.6	12.4
	<b>43.4</b>	<b>63.0</b>
<b>Non-Appropriated</b>		
EV2000-N Federal Grants Fund (Non-Appropriated)	18.8	22.5
	<b>18.8</b>	<b>22.5</b>
<b>Fund Source Total</b>	<b>62.2</b>	<b>85.5</b>
<hr/>		
Travel Out of State	1.6	9.8
<b>Expenditure Category Total</b>	<b>1.6</b>	<b>9.8</b>
<b>Appropriated</b>		
EV2226-A Air Quality Fund (Appropriated)	1.6	3.8
	<b>1.6</b>	<b>3.8</b>
<b>Non-Appropriated</b>		
EV2000-N Federal Grants Fund (Non-Appropriated)	0.0	6.0
	<b>0.0</b>	<b>6.0</b>
<b>Fund Source Total</b>	<b>1.6</b>	<b>9.8</b>
<hr/>		
Food	0.0	0.0
<b>Expenditure Category Total</b>	<b>0.0</b>	<b>0.0</b>
<hr/>		
Aid to Organizations and Individuals	426.7	381.2

## Program Expenditure Schedule

<b>Agency:</b>	<b>Department of Environmental Quality</b>
<b>Program:</b>	<b>Monitoring &amp; Assessment</b>

	FY 2022 Actual	FY 2023 Expd. Plan
<b>Expenditure Category Total</b>	<b>426.7</b>	<b>381.2</b>
<b>Appropriated</b>		
EV2226-A Air Quality Fund (Appropriated)	125.0	0.0
	<b>125.0</b>	<b>0.0</b>
<b>Non-Appropriated</b>		
EV2000-N Federal Grants Fund (Non-Appropriated)	301.7	381.2
	<b>301.7</b>	<b>381.2</b>
<b>Fund Source Total</b>	<b>426.7</b>	<b>381.2</b>

		228.6
Other Operating Expenses		
Other Operating Expenditures Budg Approp	0.0	
Other Operating Expenditures Excluded from Cost Allocati	0.0	
Risk Management Charges To State Agency	0.0	
Risk Management Deductible - Indemnity	0.0	
Risk Management Deductible - Legal	0.0	
Risk Management Deductible - Medical	0.0	
Risk Management Deductible - Other	0.0	
Gen Liab- Non Physical-Taxable- Self Ins	0.0	
Gross Proceeds Payments To Attorneys	0.0	
General Liability- Non-Taxable- Self Ins	0.0	
Medical Malpractice - Self-Insured	0.0	
Automobile Liability - Self Insured	0.0	
General Property Damage - Self- Insured	0.0	
Automobile Physical Damage-Self Insured	0.0	
Liability Insurance Premiums	0.0	
Property Insurance Premiums	0.0	
Workers Compensation Benefit Payments	0.0	
Self Insurance - Administrative Fees	0.0	
Self Insurance - Premiums	0.0	
Self Insurance - Claim Payments	0.0	
Self Insurance - Pharmacy Claims	0.0	
Premium Tax On Altcs	0.0	
Other Insurance-Related Charges	0.0	
Internal Service Data Processing	0.0	
Internal Service Data Proc- Pc/Lan	0.0	
External Programming-Mainframe/Legacy	0.0	
External Programming- Pc/Lan/Serv/Web	0.0	
External Data Entry	0.0	
Othr External Data Proc-Mainframe/Legacy	0.0	
Othr External Data Proc-Pc/Lan/Serv/Web	0.0	
Pmt for AFIS Development & Usage	0.0	
Internal Service Telecommunications	0.0	
External Telecom Long Distance-In-State	42.4	
External Telecom Long Distance-Out-State	0.0	
Other External Telecommunication Service	0.0	
Electricity	16.2	
Sanitation Waste Disposal	0.0	
Water	0.0	
Gas And Fuel Oil For Buildings	0.0	
Other Utilities	0.0	
Building Rent Charges To State Agencies	0.0	

## Program Expenditure Schedule

<b>Agency:</b>	<b>Department of Environmental Quality</b>
<b>Program:</b>	<b>Monitoring &amp; Assessment</b>

	FY 2022 Actual	FY 2023 Expd. Plan
Priv Lease To Own Bld Rent Chrgs To Agy	0.0	
Cert Of Part Bld Rent Chrgs To Agy	130.8	
Rental Of Land And Buildings	1.2	
Rental Of Computer Equipment	0.0	
Rental Of Other Machinery And Equipment	0.0	
Miscellaneous Rent	0.0	
Interest On Overdue Payments	0.0	
All Other Interest Payments	0.0	
Internal Acct/Budg/Financial Svcs	0.0	
Other Internal Services	0.0	
Repair And Maintenance - Buildings	0.0	
Repair And Maintenance - Vehicles	0.0	
Repair And Maint - Mainframe And Legacy	0.0	
Repair And Maint-Pc/Lan/Serv/Web	0.0	
Repair And Maintenance - Other Equipment	36.1	
Other Repair And Maintenance	14.4	
Software Support And Maintenance	1.0	
Uniforms	0.5	
Inmate Clothing	0.0	
Security Supplies	0.0	
Office Supplies	0.1	
Computer Supplies	0.0	
Housekeeping Supplies	0.0	
Bedding And Bath Supplies	0.0	
Drugs And Medicine Supplies	0.0	
Medical Supplies	0.0	
Dental Supplies	0.0	
Automotive And Transportation Fuels	0.9	
Automotive Lubricants And Supplies	0.0	
Rpr And Maint Supplies-Not Auto Or Build	0.0	
Repair And Maintenance Supplies-Building	0.0	
Other Operating Supplies	66.7	
Publications	0.0	
Aggregate Withheld Or Paid Commissions	0.0	
Lottery Prizes	0.0	
Lottery Distribution Costs	0.0	
Material for Further Processing	0.0	
Other Resale Supplies	0.0	
Loss On Sales Of Capital Assets	0.0	
Loss on Sales of Investments	0.0	
Employee Tuition Reimbursement-Graduate	0.0	
Employee Tuition Reimb Under-Grad/Other	1.5	
Conference Registration-Attendance Fees	0.0	
Other Education And Training Costs	0.0	
Advertising	0.0	
Sponsorships	0.0	
Internal Printing	0.0	
External Printing	0.7	
Photography	0.0	
Postage And Delivery	7.9	
Document shredding and Destruction Services	0.1	



## Program Expenditure Schedule

<b>Agency:</b>	<b>Department of Environmental Quality</b>
<b>Program:</b>	<b>Monitoring &amp; Assessment</b>

	FY 2022 Actual	FY 2023 Expd. Plan
Translation and Sign Language Services	0.0	
Distribution To State Universities	0.0	
Other Intrastate Distributions	0.0	
Awards	0.0	
Entertainment And Promotional Items	0.0	
Dues	0.0	
Books- Subscriptions And Publications	0.1	
Costs For Digital Image Or Microfilm	0.0	
Revolving Fund Advances	0.0	
Credit Card Fees Over Approved Limit	0.0	
Relief Bill Expenditures	0.0	
Surplus Property Distr To State Agencies	0.0	
Security Services	0.0	
Judgments - Damages	0.0	
ICA Payments to Claimants Confidential	0.0	
Jdgmnt-Confidential Restitution To Indiv	0.0	
Judgments - Non-Confidential Restitution	0.0	
Judgments - Punitive And Compensatory	0.0	
Pmts Made to Resolve/Disputes/Avoid Costs of Litigation	0.0	
Pmts For Contracted State Inmate Labor	0.0	
Payments To State Inmates	0.0	
Bad Debt Expense	0.0	
Interview Expense	0.0	
Employee Relocations-Nontaxable	0.0	
Employee Relocations-Taxable	0.0	
Non-Confidential Invest/Legal/Law Enf	0.0	
Conf/Sensitive Invest/Legal/Undercover	0.0	
Fingerprinting, Background Checks, Etc.	0.0	
Other Miscellaneous Operating	0.2	
<b>Expenditure Category Total</b>	<b>320.8</b>	<b>228.6</b>
<b>Appropriated</b>		
EV2226-A Air Quality Fund (Appropriated)	145.6	47.7
EV2328-A Permit Administration Fund (Appropriated)	28.3	25.2
	<b>173.9</b>	<b>72.9</b>
<b>Non-Appropriated</b>		
EV2000-N Federal Grants Fund (Non-Appropriated)	146.9	155.7
	<b>146.9</b>	<b>155.7</b>
<b>Fund Source Total</b>	<b>320.8</b>	<b>228.6</b>
<hr/>		
Current Year Expenditures		364.5
Capital Equipment Budget And Approp	0.0	
Vehicles Capital Purchase	0.0	
Vehicles Capital Leases	0.0	
Furniture Capital Purchase	0.0	
Depreciable Works Of Art & Hist Treas/Coll Capital Purcha	0.0	
Non Depr Works Of Art & Hist Treas/Coll Cap Purchase	0.0	
Furniture Capital Leases	0.0	
Computer Equipment Capital Purchase	0.0	
Computer Equipment Capital Lease	0.0	
Telecommunication Equip-Capital Purchase	0.0	
Telecommunication Equip-Capital Lease	0.0	

## Program Expenditure Schedule

<b>Agency:</b>	<b>Department of Environmental Quality</b>
<b>Program:</b>	<b>Monitoring &amp; Assessment</b>

	FY 2022 Actual	FY 2023 Expd. Plan
Other Equipment Capital Purchase	44.1	
Other Equipment Capital Leases	0.0	
Purchased Or Licensed Software-Website	0.0	
Internally Generated Software-Website	0.0	
Development in Progress	0.0	
Right-Of-Way/Easement/Extraction Rights	0.0	
Oth Int Assets purchased, licensed or internally generate	0.0	
Other intangible assets acquired by capital lease	0.0	
Other Capital Asset Purchases	54.5	
Leasehold Improvement-Capital Purchase	0.0	
Other Capital Asset Leases	0.0	
Non-Capital Equip Budget And Approp	0.0	
Vehicles Non-Capital Purchase	0.0	
Vehicles Non-Capital Leases	0.0	
Furniture Non-Capital Purchase	0.0	
Works Of Art And Hist Treas-Non Capital	0.0	
Furniture Non-Capital Leases	0.0	
Computer Equipment Non-Capital Purchase	0.0	
Computer Equipment Non-Capital Lease	0.0	
Telecomm Equip Non-Capital Purchase	0.0	
Telecomm Equip Non-Capital Leases	0.0	
Other Equipment Non-Capital Purchase	11.6	
Weapons Non-Capital Purchase	0.0	
Other Equipment Non-Capital Lease	0.0	
Purchased Or Licensed Software/Website	0.0	
Internally Generated Software/Website	0.0	
LICENSES AND PERMITS	0.0	
Right-Of-Way/Easement/Extraction Exp	0.0	
Other Intangible Assets - Purchased, Licensed or Internall	0.0	
Noncapital Software/Web By Capital Lease	0.0	
Other Intangible Assets Acquired by Capital Lease	0.0	
Other Long Lived Tangible Assets to be Expenses	0.0	
Non-Capital Equipment Excluded from Cost Allocation	0.0	
<b>Expenditure Category Total</b>	<b>110.2</b>	<b>364.5</b>
<b>Appropriated</b>		
EV2226-A Air Quality Fund (Appropriated)	20.3	33.0
EV2328-A Permit Administration Fund (Appropriated)	0.0	19.0
	<b>20.3</b>	<b>52.0</b>
<b>Non-Appropriated</b>		
EV2000-N Federal Grants Fund (Non-Appropriated)	89.9	312.5
	<b>89.9</b>	<b>312.5</b>
<b>Fund Source Total</b>	<b>110.2</b>	<b>364.5</b>
<hr/>		
Capital Outlay	0.0	0.0
<b>Expenditure Category Total</b>	<b>0.0</b>	<b>0.0</b>
<hr/>		
Debt Service	0.0	0.0
<b>Expenditure Category Total</b>	<b>0.0</b>	<b>0.0</b>
<hr/>		
Cost Allocation	881.2	955.9

## Program Expenditure Schedule

<b>Agency:</b>	Department of Environmental Quality
<b>Program:</b>	Monitoring & Assessment

	FY 2022 Actual	FY 2023 Expd. Plan
<b>Expenditure Category Total</b>	<b>881.2</b>	<b>955.9</b>
<b>Appropriated</b>		
EV2226-A Air Quality Fund (Appropriated)	455.5	469.7
EV2328-A Permit Administration Fund (Appropriated)	41.6	58.7
	<b>497.1</b>	<b>528.4</b>
<b>Non-Appropriated</b>		
EV2000-N Federal Grants Fund (Non-Appropriated)	384.1	427.5
	<b>384.1</b>	<b>427.5</b>
<b>Fund Source Total</b>	<b>881.2</b>	<b>955.9</b>
<hr/>		
Transfers	0.0	0.0
<b>Expenditure Category Total</b>	<b>0.0</b>	<b>0.0</b>

<b>Employee Retirement Coverage</b>			
Retirement System	FTE	Personal Services	Fund#
Arizona State Retirement System	11.7	683.3	EV2000-N
Arizona State Retirement System	11.3	758.8	EV2226-A
Arizona State Retirement System	1.5	98.8	EV2328-A

<b>Combined Regular &amp; Elected Positions At/Above FICA Maximum of \$147,000</b>		
Total FTE	Personal Services	FTE's not eligible for Health, Dental & Life
0.0	0.0	0.0

## Program Budget Unit Summary of Expenditures and Budget Request for All Funds

<b>Agency:</b>	Department of Environmental Quality
<b>Program:</b>	Facility Emissions Control

Expenditure Categories	FY 2022 Actual	FY 2023 Expd. Plan	FY 2024 Fund. Issue	FY 2024 Total Request
0000 FTE	31.8	27.6	0.0	27.6
6000 Personal Services	1,755.9	2,212.3	0.0	2,212.3
6100 Employee Related Expenses	611.6	789.7	0.0	789.7
6200 Professional and Outside Services	45.5	164.5	0.0	164.5
6500 Travel In-State	120.0	139.0	0.0	139.0
6600 Travel Out of State	0.8	22.8	0.0	22.8
6700 Food	0.0	0.0	0.0	0.0
6800 Aid to Organizations and Individuals	0.0	0.0	0.0	0.0
7000 Other Operating Expenses	213.2	1,735.8	0.0	1,735.8
8000 Equipment	0.0	1.5	0.0	1.5
8100 Capital Outlay	0.0	0.0	0.0	0.0
8600 Debt Service	0.0	0.0	0.0	0.0
9000 Cost Allocation	1,065.3	1,351.0	0.0	1,351.0
9100 Transfers	0.0	0.0	0.0	0.0
<b>Expenditure Categories Total:</b>	3,812.3	6,416.6	0.0	6,416.6
<b>Fund Source</b>				
<b>Appropriated Funds</b>				
EV2226-A Air Quality Fund (Appropriated)	135.6	170.6	0.0	170.6
EV2328-A Permit Administration Fund (Appropriated)	3,496.6	6,061.5	0.0	6,061.5
	3,632.2	6,232.1	0.0	6,232.1
<b>Non-Appropriated Funds</b>				
EV2000-N Federal Grants Fund (Non-Appropriated)	180.1	184.5	0.0	184.5
	180.1	184.5	0.0	184.5
<b>Fund Source Total:</b>	3,812.3	6,416.6	0.0	6,416.6

## Program Budget Unit Summary of Expenditures and Budget Request for Selected Funds

Agency:	Department of Environmental Quality			
	FY 2022 Actual	FY 2023 Expd. Plan	FY 2024 Fund. Issue	FY 2024 Total Request
<b>Program:</b>	Facility Emissions Control			
<b>Fund:</b>	EV2000-N Federal Grants Fund			
<b>Non-Appropriated</b>				
0000 FTE	2.6	2.4	0.0	2.4
6000 Personal Services	94.3	91.5	0.0	91.5
6100 Employee Related Expenses	29.9	35.7	0.0	35.7
6200 Professional and Outside Services	0.0	0.0	0.0	0.0
6500 Travel In-State	0.0	0.0	0.0	0.0
6600 Travel Out of State	0.0	0.0	0.0	0.0
6700 Food	0.0	0.0	0.0	0.0
6800 Aid to Organizations and Individuals	0.0	0.0	0.0	0.0
7000 Other Operating Expenses	0.0	0.0	0.0	0.0
8000 Equipment	0.0	0.0	0.0	0.0
8100 Capital Outlay	0.0	0.0	0.0	0.0
8600 Debt Service	0.0	0.0	0.0	0.0
9000 Cost Allocation	55.9	57.3	0.0	57.3
9100 Transfers	0.0	0.0	0.0	0.0
<b>Non-Appropriated Total:</b>	180.1	184.5	0.0	184.5
<b>Fund Total:</b>	180.1	184.5	0.0	184.5
<b>Fund:</b>	EV2226-A Air Quality Fund			
<b>Appropriated</b>				
0000 FTE	0.5	0.9	0.0	0.9
6000 Personal Services	45.8	64.3	0.0	64.3
6100 Employee Related Expenses	14.7	20.6	0.0	20.6
6200 Professional and Outside Services	0.3	6.5	0.0	6.5
6500 Travel In-State	34.3	31.0	0.0	31.0
6600 Travel Out of State	0.0	5.0	0.0	5.0
6700 Food	0.0	0.0	0.0	0.0
6800 Aid to Organizations and Individuals	0.0	0.0	0.0	0.0
7000 Other Operating Expenses	13.3	3.5	0.0	3.5
8000 Equipment	0.0	1.5	0.0	1.5
8100 Capital Outlay	0.0	0.0	0.0	0.0

## Program Budget Unit Summary of Expenditures and Budget Request for Selected Funds

<b>Agency:</b>	Department of Environmental Quality				
	<b>FY 2022</b>	<b>FY 2023</b>	<b>FY 2024</b>	<b>FY 2024</b>	
	<b>Actual</b>	<b>Expd. Plan</b>	<b>Fund. Issue</b>	<b>Total Request</b>	
<b>Program:</b>	Facility Emissions Control				
<b>Fund:</b>	EV2226-A Air Quality Fund				
<b>Appropriated</b>					
8600	Debt Service	0.0	0.0	0.0	0.0
9000	Cost Allocation	27.2	38.2	0.0	38.2
9100	Transfers	0.0	0.0	0.0	0.0
<b>Appropriated Total:</b>		135.6	170.6	0.0	170.6
<b>Fund Total:</b>		135.6	170.6	0.0	170.6
<b>Fund:</b>	EV2328-A Permit Administration Fund				
<b>Appropriated</b>					
0000	FTE	28.7	24.3	0.0	24.3
6000	Personal Services	1,615.8	2,056.5	0.0	2,056.5
6100	Employee Related Expenses	567.0	733.4	0.0	733.4
6200	Professional and Outside Services	45.2	158.0	0.0	158.0
6500	Travel In-State	85.7	108.0	0.0	108.0
6600	Travel Out of State	0.8	17.8	0.0	17.8
6700	Food	0.0	0.0	0.0	0.0
6800	Aid to Organizations and Individuals	0.0	0.0	0.0	0.0
7000	Other Operating Expenses	199.9	1,732.3	0.0	1,732.3
8000	Equipment	0.0	0.0	0.0	0.0
8100	Capital Outlay	0.0	0.0	0.0	0.0
8600	Debt Service	0.0	0.0	0.0	0.0
9000	Cost Allocation	982.2	1,255.5	0.0	1,255.5
9100	Transfers	0.0	0.0	0.0	0.0
<b>Appropriated Total:</b>		3,496.6	6,061.5	0.0	6,061.5
<b>Fund Total:</b>		3,496.6	6,061.5	0.0	6,061.5
<b>Program Total For Selected Funds:</b>		3,812.3	6,416.6	0.0	6,416.6

## Program Expenditure Schedule

Agency:	Department of Environmental Quality	
Program:	Facility Emissions Control	
	FY 2022 Actual	FY 2023 Expd. Plan
FTE	31.8	27.6
<b>Expenditure Category Total</b>	<b>31.8</b>	<b>27.6</b>
<b>Appropriated</b>		
EV2226-A Air Quality Fund (Appropriated)	0.5	0.9
EV2328-A Permit Administration Fund (Appropriated)	28.7	24.3
	<b>29.2</b>	<b>25.2</b>
<b>Non-Appropriated</b>		
EV2000-N Federal Grants Fund (Non-Appropriated)	2.6	2.4
	<b>2.6</b>	<b>2.4</b>
<b>Fund Source Total</b>	<b>31.8</b>	<b>27.6</b>
<hr/>		
Personal Services	1,755.9	2,212.3
Boards and Commissions	0.0	0.0
<b>Expenditure Category Total</b>	<b>1,755.9</b>	<b>2,212.3</b>
<b>Appropriated</b>		
EV2226-A Air Quality Fund (Appropriated)	45.8	64.3
EV2328-A Permit Administration Fund (Appropriated)	1,615.8	2,056.5
	<b>1,661.6</b>	<b>2,120.8</b>
<b>Non-Appropriated</b>		
EV2000-N Federal Grants Fund (Non-Appropriated)	94.3	91.5
	<b>94.3</b>	<b>91.5</b>
<b>Fund Source Total</b>	<b>1,755.9</b>	<b>2,212.3</b>
<hr/>		
Employee Related Expenses	611.6	789.7
<b>Expenditure Category Total</b>	<b>611.6</b>	<b>789.7</b>
<b>Appropriated</b>		
EV2226-A Air Quality Fund (Appropriated)	14.7	20.6
EV2328-A Permit Administration Fund (Appropriated)	567.0	733.4
	<b>581.7</b>	<b>754.0</b>
<b>Non-Appropriated</b>		
EV2000-N Federal Grants Fund (Non-Appropriated)	29.9	35.7
	<b>29.9</b>	<b>35.7</b>
<b>Fund Source Total</b>	<b>611.6</b>	<b>789.7</b>
<hr/>		
Professional and Outside Services		164.5
External Prof/Outside Serv Budg And Appn	0.0	
External Investment Services	0.0	
Other External Financial Services	0.0	
Attorney General Legal Services	28.8	
External Legal Services	0.0	
External Engineer/Architect Cost - Exp	0.0	
External Engineer/Architect Cost- Cap	0.0	
Other Design	0.0	
Temporary Agency Services	0.0	
Hospital Services	0.0	
Other Medical Services	0.0	
Institutional Care	0.0	
Education And Training	13.7	
Vendor Travel	0.0	
Professional & Outside Services Excluded from Cost Alloca	0.0	

## Program Expenditure Schedule

<b>Agency:</b>	<b>Department of Environmental Quality</b>
<b>Program:</b>	<b>Facility Emissions Control</b>

	FY 2022 Actual	FY 2023 Expd. Plan
Vendor Travel - Non Reportable	0.0	
External Telecom Consulting Services	0.0	
Costs related to those in custody of the State	0.0	
Non - Confidential Specialist Fees	0.0	
Confidential Specialist Fees	0.0	
Outside Actuarial Costs	0.0	
Other Professional And Outside Services	3.0	
<b>Expenditure Category Total</b>	<b>45.5</b>	<b>164.5</b>
<b>Appropriated</b>		
EV2226-A Air Quality Fund (Appropriated)	0.3	6.5
EV2328-A Permit Administration Fund (Appropriated)	45.2	158.0
<b>Fund Source Total</b>	<b>45.5</b>	<b>164.5</b>
<hr/>		
Travel In-State	120.0	139.0
<b>Expenditure Category Total</b>	<b>120.0</b>	<b>139.0</b>
<b>Appropriated</b>		
EV2226-A Air Quality Fund (Appropriated)	34.3	31.0
EV2328-A Permit Administration Fund (Appropriated)	85.7	108.0
<b>Fund Source Total</b>	<b>120.0</b>	<b>139.0</b>
<hr/>		
Travel Out of State	0.8	22.8
<b>Expenditure Category Total</b>	<b>0.8</b>	<b>22.8</b>
<b>Appropriated</b>		
EV2226-A Air Quality Fund (Appropriated)	0.0	5.0
EV2328-A Permit Administration Fund (Appropriated)	0.8	17.8
<b>Fund Source Total</b>	<b>0.8</b>	<b>22.8</b>
<hr/>		
Food	0.0	0.0
<b>Expenditure Category Total</b>	<b>0.0</b>	<b>0.0</b>
<hr/>		
Aid to Organizations and Individuals	0.0	0.0
<b>Expenditure Category Total</b>	<b>0.0</b>	<b>0.0</b>
<hr/>		
Other Operating Expenses		1,735.8
Other Operating Expenditures Budg Approp	0.0	
Other Operating Expenditures Excluded from Cost Allocati	0.0	
Risk Management Charges To State Agency	0.0	
Risk Management Deductible - Indemnity	0.0	
Risk Management Deductible - Legal	0.0	
Risk Management Deductible - Medical	0.0	
Risk Management Deductible - Other	0.0	
Gen Liab- Non Physical-Taxable- Self Ins	0.0	
Gross Proceeds Payments To Attorneys	0.0	
General Liability- Non-Taxable- Self Ins	0.0	
Medical Malpractice - Self-Insured	0.0	
Automobile Liability - Self Insured	0.0	



## Program Expenditure Schedule

<b>Agency:</b>	<b>Department of Environmental Quality</b>
<b>Program:</b>	<b>Facility Emissions Control</b>

	FY 2022 Actual	FY 2023 Expd. Plan
General Property Damage - Self- Insured	0.0	
Automobile Physical Damage-Self Insured	0.0	
Liability Insurance Premiums	0.0	
Property Insurance Premiums	0.0	
Workers Compensation Benefit Payments	0.0	
Self Insurance - Administrative Fees	0.0	
Self Insurance - Premiums	0.0	
Self Insurance - Claim Payments	0.0	
Self Insurance - Pharmacy Claims	0.0	
Premium Tax On Altcs	0.0	
Other Insurance-Related Charges	0.0	
Internal Service Data Processing	0.0	
Internal Service Data Proc- Pc/Lan	0.0	
External Programming-Mainframe/Legacy	0.0	
External Programming- Pc/Lan/Serv/Web	0.0	
External Data Entry	0.0	
Othr External Data Proc-Mainframe/Legacy	0.0	
Othr External Data Proc-Pc/Lan/Serv/Web	0.0	
Pmt for AFIS Development & Usage	0.0	
Internal Service Telecommunications	0.0	
External Telecom Long Distance-In-State	6.8	
External Telecom Long Distance-Out-State	0.0	
Other External Telecommunication Service	0.0	
Electricity	0.0	
Sanitation Waste Disposal	0.0	
Water	0.0	
Gas And Fuel Oil For Buildings	0.0	
Other Utilities	0.0	
Building Rent Charges To State Agencies	0.0	
Priv Lease To Own Bld Rent Chrgs To Agy	0.0	
Cert Of Part Bld Rent Chrgs To Agy	174.0	
Rental Of Land And Buildings	0.0	
Rental Of Computer Equipment	0.0	
Rental Of Other Machinery And Equipment	0.0	
Miscellaneous Rent	0.4	
Interest On Overdue Payments	0.0	
All Other Interest Payments	0.0	
Internal Acct/Budg/Financial Svcs	0.0	
Other Internal Services	0.0	
Repair And Maintenance - Buildings	0.0	
Repair And Maintenance - Vehicles	0.0	
Repair And Maint - Mainframe And Legacy	0.0	
Repair And Maint-Pc/Lan/Serv/Web	0.0	
Repair And Maintenance - Other Equipment	0.0	
Other Repair And Maintenance	0.0	
Software Support And Maintenance	0.0	
Uniforms	0.3	
Inmate Clothing	0.0	
Security Supplies	0.0	
Office Supplies	0.3	
Computer Supplies	0.0	

## Program Expenditure Schedule

<b>Agency:</b>	<b>Department of Environmental Quality</b>
<b>Program:</b>	<b>Facility Emissions Control</b>

	FY 2022 Actual	FY 2023 Expd. Plan
Housekeeping Supplies	0.0	
Bedding And Bath Supplies	0.0	
Drugs And Medicine Supplies	0.0	
Medical Supplies	0.0	
Dental Supplies	0.0	
Automotive And Transportation Fuels	0.0	
Automotive Lubricants And Supplies	0.0	
Rpr And Maint Supplies-Not Auto Or Build	0.0	
Repair And Maintenance Supplies-Building	0.0	
Other Operating Supplies	0.2	
Publications	0.0	
Aggregate Withheld Or Paid Commissions	0.0	
Lottery Prizes	0.0	
Lottery Distribution Costs	0.0	
Material for Further Processing	0.0	
Other Resale Supplies	0.0	
Loss On Sales Of Capital Assets	0.0	
Loss on Sales of Investments	0.0	
Employee Tuition Reimbursement-Graduate	0.0	
Employee Tuition Reimb Under-Grad/Other	0.2	
Conference Registration-Attendance Fees	0.7	
Other Education And Training Costs	0.1	
Advertising	21.0	
Sponsorships	0.0	
Internal Printing	0.0	
External Printing	3.3	
Photography	0.0	
Postage And Delivery	0.0	
Document shredding and Destruction Services	0.2	
Translation and Sign Language Services	0.0	
Distribution To State Universities	0.0	
Other Intrastate Distributions	0.0	
Awards	0.0	
Entertainment And Promotional Items	0.0	
Dues	1.4	
Books- Subscriptions And Publications	4.3	
Costs For Digital Image Or Microfilm	0.0	
Revolving Fund Advances	0.0	
Credit Card Fees Over Approved Limit	0.0	
Relief Bill Expenditures	0.0	
Surplus Property Distr To State Agencies	0.0	
Security Services	0.0	
Judgments - Damages	0.0	
ICA Payments to Claimants Confidential	0.0	
Jdgmnt-Confidential Restitution To Indiv	0.0	
Judgments - Non-Confidential Restitution	0.0	
Judgments - Punitive And Compensatory	0.0	
Pmts Made to Resolve/Disputes/Avoid Costs of Litigation	0.0	
Pmts For Contracted State Inmate Labor	0.0	
Payments To State Inmates	0.0	
Bad Debt Expense	0.0	

## Program Expenditure Schedule

<b>Agency:</b>	<b>Department of Environmental Quality</b>
<b>Program:</b>	<b>Facility Emissions Control</b>

	FY 2022 Actual	FY 2023 Expd. Plan
Interview Expense	0.0	
Employee Relocations-Nontaxable	0.0	
Employee Relocations-Taxable	0.0	
Non-Confidential Invest/Legal/Law Enf	0.0	
Conf/Sensitive Invest/Legal/Undercover	0.0	
Fingerprinting, Background Checks, Etc.	0.0	
Other Miscellaneous Operating	0.0	
<b>Expenditure Category Total</b>	<b>213.2</b>	<b>1,735.8</b>
<b>Appropriated</b>		
EV2226-A Air Quality Fund (Appropriated)	13.3	3.5
EV2328-A Permit Administration Fund (Appropriated)	199.9	1,732.3
<b>Fund Source Total</b>	<b>213.2</b>	<b>1,735.8</b>
<hr/>		
Current Year Expenditures		1.5
Capital Equipment Budget And Approp	0.0	
Vehicles Capital Purchase	0.0	
Vehicles Capital Leases	0.0	
Furniture Capital Purchase	0.0	
Depreciable Works Of Art & Hist Treas/Coll Capital Purcha	0.0	
Non Depr Works Of Art & Hist Treas/Coll Cap Purchase	0.0	
Furniture Capital Leases	0.0	
Computer Equipment Capital Purchase	0.0	
Computer Equipment Capital Lease	0.0	
Telecommunication Equip-Capital Purchase	0.0	
Telecommunication Equip-Capital Lease	0.0	
Other Equipment Capital Purchase	0.0	
Other Equipment Capital Leases	0.0	
Purchased Or Licensed Software-Website	0.0	
Internally Generated Software-Website	0.0	
Development in Progress	0.0	
Right-Of-Way/Easement/Extraction Rights	0.0	
Oth Int Assets purchased, licensed or internally generate	0.0	
Other intangible assets acquired by capital lease	0.0	
Other Capital Asset Purchases	0.0	
Leasehold Improvement-Capital Purchase	0.0	
Other Capital Asset Leases	0.0	
Non-Capital Equip Budget And Approp	0.0	
Vehicles Non-Capital Purchase	0.0	
Vehicles Non-Capital Leases	0.0	
Furniture Non-Capital Purchase	0.0	
Works Of Art And Hist Treas-Non Capital	0.0	
Furniture Non-Capital Leases	0.0	
Computer Equipment Non-Capital Purchase	0.0	
Computer Equipment Non-Capital Lease	0.0	
Telecomm Equip Non-Capital Purchase	0.0	
Telecomm Equip Non-Capital Leases	0.0	
Other Equipment Non-Capital Purchase	0.0	
Weapons Non-Capital Purchase	0.0	
Other Equipment Non-Capital Lease	0.0	
Purchased Or Licensed Software/Website	0.0	

## Program Expenditure Schedule

<b>Agency:</b>	<b>Department of Environmental Quality</b>
<b>Program:</b>	<b>Facility Emissions Control</b>

	FY 2022 Actual	FY 2023 Expd. Plan
Internally Generated Software/Website	0.0	
LICENSES AND PERMITS	0.0	
Right-Of-Way/Easement/Extraction Exp	0.0	
Other Intangible Assets - Purchased, Licensed or Internall	0.0	
Noncapital Software/Web By Capital Lease	0.0	
Other Intangible Assets Acquired by Capital Lease	0.0	
Other Long Lived Tangible Assets to be Expenses	0.0	
Non-Capital Equipment Excluded from Cost Allocation	0.0	
<b>Expenditure Category Total</b>	<b>0.0</b>	<b>1.5</b>
<b>Appropriated</b>		
EV2226-A Air Quality Fund (Appropriated)	0.0	1.5
<b>Fund Source Total</b>	<b>0.0</b>	<b>1.5</b>
<hr/>		
Capital Outlay	0.0	0.0
<b>Expenditure Category Total</b>	<b>0.0</b>	<b>0.0</b>
<hr/>		
Debt Service	0.0	0.0
<b>Expenditure Category Total</b>	<b>0.0</b>	<b>0.0</b>
<hr/>		
Cost Allocation	1,065.3	1,351.0
<b>Expenditure Category Total</b>	<b>1,065.3</b>	<b>1,351.0</b>
<b>Appropriated</b>		
EV2226-A Air Quality Fund (Appropriated)	27.2	38.2
EV2328-A Permit Administration Fund (Appropriated)	982.2	1,255.5
<b>Fund Source Total</b>	<b>1,009.4</b>	<b>1,293.7</b>
<b>Non-Appropriated</b>		
EV2000-N Federal Grants Fund (Non-Appropriated)	55.9	57.3
<b>Fund Source Total</b>	<b>55.9</b>	<b>57.3</b>
<b>Fund Source Total</b>	<b>1,065.3</b>	<b>1,351.0</b>
<hr/>		
Transfers	0.0	0.0
<b>Expenditure Category Total</b>	<b>0.0</b>	<b>0.0</b>

<b>Employee Retirement Coverage</b>			
<b>Retirement System</b>	<b>FTE</b>	<b>Personal Services</b>	<b>Fund#</b>
Arizona State Retirement System	2.4	91.5	EV2000-N
Arizona State Retirement System	0.9	64.3	EV2226-A
Arizona State Retirement System	24.3	2,056.5	EV2328-A

## Program Budget Unit Summary of Expenditures and Budget Request for All Funds

<b>Agency:</b>	Department of Environmental Quality
<b>Program:</b>	Air Improvement Planning

Expenditure Categories	FY 2022 Actual	FY 2023 Expd. Plan	FY 2024 Fund. Issue	FY 2024 Total Request
0000 FTE	25.4	25.3	2.0	27.3
6000 Personal Services	1,553.3	1,981.6	184.6	2,166.2
6100 Employee Related Expenses	522.2	713.8	72.0	785.8
6200 Professional and Outside Services	159.6	220.4	195.0	415.4
6500 Travel In-State	0.0	0.3	0.0	0.3
6600 Travel Out of State	0.3	4.8	0.0	4.8
6700 Food	0.0	0.0	0.0	0.0
6800 Aid to Organizations and Individuals	345.4	158.9	0.0	158.9
7000 Other Operating Expenses	102.5	45.5	0.0	45.5
8000 Equipment	0.0	0.0	0.0	0.0
8100 Capital Outlay	0.0	0.0	0.0	0.0
8600 Debt Service	0.0	0.0	0.0	0.0
9000 Cost Allocation	934.0	1,212.9	115.5	1,328.4
9100 Transfers	0.0	0.0	0.0	0.0
<b>Expenditure Categories Total:</b>	3,617.3	4,338.2	567.1	4,905.3
<b>Fund Source</b>				
<b>Appropriated Funds</b>				
EV2226-A Air Quality Fund (Appropriated)	1,809.5	2,423.7	567.1	2,990.8
EV2328-A Permit Administration Fund (Appropriated)	297.2	262.4	0.0	262.4
	2,106.7	2,686.1	567.1	3,253.2
<b>Non-Appropriated Funds</b>				
EV2000-N Federal Grants Fund (Non-Appropriated)	1,510.6	1,652.1	0.0	1,652.1
	1,510.6	1,652.1	0.0	1,652.1
<b>Fund Source Total:</b>	3,617.3	4,338.2	567.1	4,905.3

## Program Budget Unit Summary of Expenditures and Budget Request for Selected Funds

<b>Agency:</b>	Department of Environmental Quality				
	<b>FY 2022</b>	<b>FY 2023</b>	<b>FY 2024</b>	<b>FY 2024</b>	
	<b>Actual</b>	<b>Expd. Plan</b>	<b>Fund. Issue</b>	<b>Total Request</b>	
<b>Program:</b>	Air Improvement Planning				
<b>Fund:</b>	EV2000-N Federal Grants Fund				
	<b>Non-Appropriated</b>				
0000	FTE	10.7	10.7	0.0	10.7
6000	Personal Services	709.5	741.0	0.0	741.0
6100	Employee Related Expenses	235.3	289.0	0.0	289.0
6200	Professional and Outside Services	34.3	0.0	0.0	0.0
6500	Travel In-State	0.0	0.0	0.0	0.0
6600	Travel Out of State	0.0	0.0	0.0	0.0
6700	Food	0.0	0.0	0.0	0.0
6800	Aid to Organizations and Individuals	103.8	158.6	0.0	158.6
7000	Other Operating Expenses	2.5	0.0	0.0	0.0
8000	Equipment	0.0	0.0	0.0	0.0
8100	Capital Outlay	0.0	0.0	0.0	0.0
8600	Debt Service	0.0	0.0	0.0	0.0
9000	Cost Allocation	425.2	463.5	0.0	463.5
9100	Transfers	0.0	0.0	0.0	0.0
	<b>Non-Appropriated Total:</b>	1,510.6	1,652.1	0.0	1,652.1
<b>Fund Total:</b>		1,510.6	1,652.1	0.0	1,652.1
<b>Fund:</b>	EV2226-A Air Quality Fund				
	<b>Appropriated</b>				
0000	FTE	12.3	13.5	2.0	15.5
6000	Personal Services	723.2	1,139.1	184.6	1,323.7
6100	Employee Related Expenses	244.1	386.7	72.0	458.7
6200	Professional and Outside Services	73.6	160.4	195.0	355.4
6500	Travel In-State	0.0	0.3	0.0	0.3
6600	Travel Out of State	0.3	4.8	0.0	4.8
6700	Food	0.0	0.0	0.0	0.0
6800	Aid to Organizations and Individuals	241.6	0.3	0.0	0.3
7000	Other Operating Expenses	91.4	45.5	0.0	45.5
8000	Equipment	0.0	0.0	0.0	0.0
8100	Capital Outlay	0.0	0.0	0.0	0.0

## Program Budget Unit Summary of Expenditures and Budget Request for Selected Funds

<b>Agency:</b>	Department of Environmental Quality				
	<b>FY 2022</b>	<b>FY 2023</b>	<b>FY 2024</b>	<b>FY 2024</b>	
	<b>Actual</b>	<b>Expd. Plan</b>	<b>Fund. Issue</b>	<b>Total Request</b>	
<b>Program:</b>	Air Improvement Planning				
<b>Fund:</b>	EV2226-A Air Quality Fund				
<b>Appropriated</b>					
8600	Debt Service	0.0	0.0	0.0	0.0
9000	Cost Allocation	435.3	686.6	115.5	802.1
9100	Transfers	0.0	0.0	0.0	0.0
<b>Appropriated Total:</b>		1,809.5	2,423.7	567.1	2,990.8
<b>Fund Total:</b>		1,809.5	2,423.7	567.1	2,990.8
<b>Fund:</b>	EV2328-A Permit Administration Fund				
<b>Appropriated</b>					
0000	FTE	2.4	1.1	0.0	1.1
6000	Personal Services	120.6	101.5	0.0	101.5
6100	Employee Related Expenses	42.8	38.1	0.0	38.1
6200	Professional and Outside Services	51.7	60.0	0.0	60.0
6500	Travel In-State	0.0	0.0	0.0	0.0
6600	Travel Out of State	0.0	0.0	0.0	0.0
6700	Food	0.0	0.0	0.0	0.0
6800	Aid to Organizations and Individuals	0.0	0.0	0.0	0.0
7000	Other Operating Expenses	8.6	0.0	0.0	0.0
8000	Equipment	0.0	0.0	0.0	0.0
8100	Capital Outlay	0.0	0.0	0.0	0.0
8600	Debt Service	0.0	0.0	0.0	0.0
9000	Cost Allocation	73.5	62.8	0.0	62.8
9100	Transfers	0.0	0.0	0.0	0.0
<b>Appropriated Total:</b>		297.2	262.4	0.0	262.4
<b>Fund Total:</b>		297.2	262.4	0.0	262.4
<b>Program Total For Selected Funds:</b>		3,617.3	4,338.2	567.1	4,905.3

## Program Expenditure Schedule

Agency:	Department of Environmental Quality	
Program:	Air Improvement Planning	
	FY 2022 Actual	FY 2023 Expd. Plan
FTE	25.4	25.3
<b>Expenditure Category Total</b>	<b>25.4</b>	<b>25.3</b>
<b>Appropriated</b>		
EV2226-A Air Quality Fund (Appropriated)	12.3	13.5
EV2328-A Permit Administration Fund (Appropriated)	2.4	1.1
	<b>14.7</b>	<b>14.6</b>
<b>Non-Appropriated</b>		
EV2000-N Federal Grants Fund (Non-Appropriated)	10.7	10.7
	<b>10.7</b>	<b>10.7</b>
<b>Fund Source Total</b>	<b>25.4</b>	<b>25.3</b>
<hr/>		
Personal Services	1,553.3	1,981.6
Boards and Commissions	0.0	0.0
<b>Expenditure Category Total</b>	<b>1,553.3</b>	<b>1,981.6</b>
<b>Appropriated</b>		
EV2226-A Air Quality Fund (Appropriated)	723.2	1,139.1
EV2328-A Permit Administration Fund (Appropriated)	120.6	101.5
	<b>843.8</b>	<b>1,240.6</b>
<b>Non-Appropriated</b>		
EV2000-N Federal Grants Fund (Non-Appropriated)	709.5	741.0
	<b>709.5</b>	<b>741.0</b>
<b>Fund Source Total</b>	<b>1,553.3</b>	<b>1,981.6</b>
<hr/>		
Employee Related Expenses	522.2	713.8
<b>Expenditure Category Total</b>	<b>522.2</b>	<b>713.8</b>
<b>Appropriated</b>		
EV2226-A Air Quality Fund (Appropriated)	244.1	386.7
EV2328-A Permit Administration Fund (Appropriated)	42.8	38.1
	<b>286.9</b>	<b>424.8</b>
<b>Non-Appropriated</b>		
EV2000-N Federal Grants Fund (Non-Appropriated)	235.3	289.0
	<b>235.3</b>	<b>289.0</b>
<b>Fund Source Total</b>	<b>522.2</b>	<b>713.8</b>
<hr/>		
Professional and Outside Services		220.4
External Prof/Outside Serv Budg And Appn	0.0	
External Investment Services	0.0	
Other External Financial Services	0.0	
Attorney General Legal Services	56.1	
External Legal Services	0.0	
External Engineer/Architect Cost - Exp	0.0	
External Engineer/Architect Cost- Cap	0.0	
Other Design	0.0	
Temporary Agency Services	19.8	
Hospital Services	0.0	
Other Medical Services	0.0	
Institutional Care	0.0	
Education And Training	1.4	
Vendor Travel	0.0	
Professional & Outside Services Excluded from Cost Alloca	0.0	



## Program Expenditure Schedule

Agency:	Department of Environmental Quality	
Program:	Air Improvement Planning	
	FY 2022 Actual	FY 2023 Expd. Plan
Vendor Travel - Non Reportable	0.0	
External Telecom Consulting Services	0.0	
Costs related to those in custody of the State	0.0	
Non - Confidential Specialist Fees	0.0	
Confidential Specialist Fees	0.0	
Outside Actuarial Costs	0.0	
Other Professional And Outside Services	82.3	
<b>Expenditure Category Total</b>	<b>159.6</b>	<b>220.4</b>
<b>Appropriated</b>		
EV2226-A Air Quality Fund (Appropriated)	73.6	160.4
EV2328-A Permit Administration Fund (Appropriated)	51.7	60.0
	<b>125.3</b>	<b>220.4</b>
<b>Non-Appropriated</b>		
EV2000-N Federal Grants Fund (Non-Appropriated)	34.3	0.0
	<b>34.3</b>	<b>0.0</b>
<b>Fund Source Total</b>	<b>159.6</b>	<b>220.4</b>
<hr/>		
Travel In-State	0.0	0.3
<b>Expenditure Category Total</b>	<b>0.0</b>	<b>0.3</b>
<b>Appropriated</b>		
EV2226-A Air Quality Fund (Appropriated)	0.0	0.3
	<b>0.0</b>	<b>0.3</b>
<b>Fund Source Total</b>	<b>0.0</b>	<b>0.3</b>
<hr/>		
Travel Out of State	0.3	4.8
<b>Expenditure Category Total</b>	<b>0.3</b>	<b>4.8</b>
<b>Appropriated</b>		
EV2226-A Air Quality Fund (Appropriated)	0.3	4.8
	<b>0.3</b>	<b>4.8</b>
<b>Fund Source Total</b>	<b>0.3</b>	<b>4.8</b>
<hr/>		
Food	0.0	0.0
<b>Expenditure Category Total</b>	<b>0.0</b>	<b>0.0</b>
<hr/>		
Aid to Organizations and Individuals	345.4	158.9
<b>Expenditure Category Total</b>	<b>345.4</b>	<b>158.9</b>
<b>Appropriated</b>		
EV2226-A Air Quality Fund (Appropriated)	241.6	0.3
	<b>241.6</b>	<b>0.3</b>
<b>Non-Appropriated</b>		
EV2000-N Federal Grants Fund (Non-Appropriated)	103.8	158.6
	<b>103.8</b>	<b>158.6</b>
<b>Fund Source Total</b>	<b>345.4</b>	<b>158.9</b>
<hr/>		
Other Operating Expenses		45.5
Other Operating Expenditures Budg Approp	0.0	
Other Operating Expenditures Excluded from Cost Allocati	0.0	
Risk Management Charges To State Agency	0.0	
Risk Management Deductible - Indemnity	0.0	
Risk Management Deductible - Legal	0.0	

## Program Expenditure Schedule

<b>Agency:</b>	<b>Department of Environmental Quality</b>
<b>Program:</b>	<b>Air Improvement Planning</b>

	FY 2022 Actual	FY 2023 Expd. Plan
Risk Management Deductible - Medical	0.0	
Risk Management Deductible - Other	0.0	
Gen Liab- Non Physical-Taxable- Self Ins	0.0	
Gross Proceeds Payments To Attorneys	0.0	
General Liability- Non-Taxable- Self Ins	0.0	
Medical Malpractice - Self-Insured	0.0	
Automobile Liability - Self Insured	0.0	
General Property Damage - Self- Insured	0.0	
Automobile Physical Damage-Self Insured	0.0	
Liability Insurance Premiums	0.0	
Property Insurance Premiums	0.0	
Workers Compensation Benefit Payments	0.0	
Self Insurance - Administrative Fees	0.0	
Self Insurance - Premiums	0.0	
Self Insurance - Claim Payments	0.0	
Self Insurance - Pharmacy Claims	0.0	
Premium Tax On Altcs	0.0	
Other Insurance-Related Charges	0.0	
Internal Service Data Processing	0.0	
Internal Service Data Proc- Pc/Lan	0.0	
External Programming-Mainframe/Legacy	0.0	
External Programming- Pc/Lan/Serv/Web	0.0	
External Data Entry	0.0	
Othr External Data Proc-Mainframe/Legacy	0.0	
Othr External Data Proc-Pc/Lan/Serv/Web	0.0	
Pmt for AFIS Development & Usage	0.0	
Internal Service Telecommunications	0.0	
External Telecom Long Distance-In-State	0.3	
External Telecom Long Distance-Out-State	0.0	
Other External Telecommunication Service	0.0	
Electricity	0.0	
Sanitation Waste Disposal	0.0	
Water	0.0	
Gas And Fuel Oil For Buildings	0.0	
Other Utilities	0.0	
Building Rent Charges To State Agencies	0.0	
Priv Lease To Own Bld Rent Chrgs To Agy	0.0	
Cert Of Part Bld Rent Chrgs To Agy	87.1	
Rental Of Land And Buildings	0.0	
Rental Of Computer Equipment	0.0	
Rental Of Other Machinery And Equipment	0.0	
Miscellaneous Rent	0.0	
Interest On Overdue Payments	0.0	
All Other Interest Payments	0.0	
Internal Acct/Budg/Financial Svcs	0.0	
Other Internal Services	0.0	
Repair And Maintenance - Buildings	0.0	
Repair And Maintenance - Vehicles	0.0	
Repair And Maint - Mainframe And Legacy	0.0	
Repair And Maint-Pc/Lan/Serv/Web	0.0	
Repair And Maintenance - Other Equipment	0.0	

## Program Expenditure Schedule

<b>Agency:</b>	<b>Department of Environmental Quality</b>
<b>Program:</b>	<b>Air Improvement Planning</b>

	FY 2022 Actual	FY 2023 Expd. Plan
Other Repair And Maintenance	0.0	
Software Support And Maintenance	0.0	
Uniforms	0.0	
Inmate Clothing	0.0	
Security Supplies	0.0	
Office Supplies	0.0	
Computer Supplies	0.0	
Housekeeping Supplies	0.0	
Bedding And Bath Supplies	0.0	
Drugs And Medicine Supplies	0.0	
Medical Supplies	0.0	
Dental Supplies	0.0	
Automotive And Transportation Fuels	0.0	
Automotive Lubricants And Supplies	0.0	
Rpr And Maint Supplies-Not Auto Or Build	0.0	
Repair And Maintenance Supplies-Building	0.0	
Other Operating Supplies	0.7	
Publications	0.0	
Aggregate Withheld Or Paid Commissions	0.0	
Lottery Prizes	0.0	
Lottery Distribution Costs	0.0	
Material for Further Processing	0.0	
Other Resale Supplies	0.0	
Loss On Sales Of Capital Assets	0.0	
Loss on Sales of Investments	0.0	
Employee Tuition Reimbursement-Graduate	0.0	
Employee Tuition Reimb Under-Grad/Other	0.0	
Conference Registration-Attendance Fees	3.5	
Other Education And Training Costs	0.5	
Advertising	4.3	
Sponsorships	0.0	
Internal Printing	0.0	
External Printing	1.0	
Photography	0.0	
Postage And Delivery	0.0	
Document shredding and Destruction Services	0.1	
Translation and Sign Language Services	0.0	
Distribution To State Universities	0.0	
Other Intrastate Distributions	0.0	
Awards	0.0	
Entertainment And Promotional Items	0.0	
Dues	1.1	
Books- Subscriptions And Publications	3.9	
Costs For Digital Image Or Microfilm	0.0	
Revolving Fund Advances	0.0	
Credit Card Fees Over Approved Limit	0.0	
Relief Bill Expenditures	0.0	
Surplus Property Distr To State Agencies	0.0	
Security Services	0.0	
Judgments - Damages	0.0	
ICA Payments to Claimants Confidential	0.0	

## Program Expenditure Schedule

<b>Agency:</b>	<b>Department of Environmental Quality</b>
<b>Program:</b>	<b>Air Improvement Planning</b>

	FY 2022 Actual	FY 2023 Expd. Plan
Jdgmnt-Confidential Restitution To Indiv	0.0	
Judgments - Non-Confidential Restitution	0.0	
Judgments - Punitive And Compensatory	0.0	
Pmts Made to Resolve/Disputes/Avoid Costs of Litigation	0.0	
Pmts For Contracted State Inmate Labor	0.0	
Payments To State Inmates	0.0	
Bad Debt Expense	0.0	
Interview Expense	0.0	
Employee Relocations-Nontaxable	0.0	
Employee Relocations-Taxable	0.0	
Non-Confidential Invest/Legal/Law Enf	0.0	
Conf/Sensitive Invest/Legal/Undercover	0.0	
Fingerprinting, Background Checks, Etc.	0.0	
Other Miscellaneous Operating	0.0	
<b>Expenditure Category Total</b>	<b>102.5</b>	<b>45.5</b>
<b>Appropriated</b>		
EV2226-A Air Quality Fund (Appropriated)	91.4	45.5
EV2328-A Permit Administration Fund (Appropriated)	8.6	0.0
	<b>100.0</b>	<b>45.5</b>
<b>Non-Appropriated</b>		
EV2000-N Federal Grants Fund (Non-Appropriated)	2.5	0.0
	<b>2.5</b>	<b>0.0</b>
<b>Fund Source Total</b>	<b>102.5</b>	<b>45.5</b>

Current Year Expenditures		0.0
Capital Equipment Budget And Approp	0.0	
Vehicles Capital Purchase	0.0	
Vehicles Capital Leases	0.0	
Furniture Capital Purchase	0.0	
Depreciable Works Of Art & Hist Treas/Coll Capital Purcha	0.0	
Non Depr Works Of Art & Hist Treas/Coll Cap Purchase	0.0	
Furniture Capital Leases	0.0	
Computer Equipment Capital Purchase	0.0	
Computer Equipment Capital Lease	0.0	
Telecommunication Equip-Capital Purchase	0.0	
Telecommunication Equip-Capital Lease	0.0	
Other Equipment Capital Purchase	0.0	
Other Equipment Capital Leases	0.0	
Purchased Or Licensed Software-Website	0.0	
Internally Generated Software-Website	0.0	
Development in Progress	0.0	
Right-Of-Way/Easement/Extraction Rights	0.0	
Oth Int Assets purchased, licensed or internally generate	0.0	
Other intangible assets acquired by capital lease	0.0	
Other Capital Asset Purchases	0.0	
Leasehold Improvement-Capital Purchase	0.0	
Other Capital Asset Leases	0.0	
Non-Capital Equip Budget And Approp	0.0	
Vehicles Non-Capital Purchase	0.0	
Vehicles Non-Capital Leases	0.0	
Furniture Non-Capital Purchase	0.0	

## Program Expenditure Schedule

<b>Agency:</b>	<b>Department of Environmental Quality</b>
<b>Program:</b>	<b>Air Improvement Planning</b>

	FY 2022 Actual	FY 2023 Expd. Plan
Works Of Art And Hist Treas-Non Capital	0.0	
Furniture Non-Capital Leases	0.0	
Computer Equipment Non-Capital Purchase	0.0	
Computer Equipment Non-Capital Lease	0.0	
Telecomm Equip Non-Capital Purchase	0.0	
Telecomm Equip Non-Capital Leases	0.0	
Other Equipment Non-Capital Purchase	0.0	
Weapons Non-Capital Purchase	0.0	
Other Equipment Non-Capital Lease	0.0	
Purchased Or Licensed Software/Website	0.0	
Internally Generated Software/Website	0.0	
LICENSES AND PERMITS	0.0	
Right-Of-Way/Easement/Extraction Exp	0.0	
Other Intangible Assets - Purchased, Licensed or Internall	0.0	
Noncapital Software/Web By Capital Lease	0.0	
Other Intangible Assets Acquired by Capital Lease	0.0	
Other Long Lived Tangible Assets to be Expenses	0.0	
Non-Capital Equipment Excluded from Cost Allocation	0.0	
<b>Expenditure Category Total</b>	<b>0.0</b>	<b>0.0</b>
<hr/>		
Capital Outlay	0.0	0.0
<b>Expenditure Category Total</b>	<b>0.0</b>	<b>0.0</b>
<hr/>		
Debt Service	0.0	0.0
<b>Expenditure Category Total</b>	<b>0.0</b>	<b>0.0</b>
<hr/>		
Cost Allocation	934.0	1,212.9
<b>Expenditure Category Total</b>	<b>934.0</b>	<b>1,212.9</b>
<hr/>		
<b>Appropriated</b>		
EV2226-A Air Quality Fund (Appropriated)	435.3	686.6
EV2328-A Permit Administration Fund (Appropriated)	73.5	62.8
	<b>508.8</b>	<b>749.4</b>
<hr/>		
<b>Non-Appropriated</b>		
EV2000-N Federal Grants Fund (Non-Appropriated)	425.2	463.5
	<b>425.2</b>	<b>463.5</b>
<b>Fund Source Total</b>	<b>934.0</b>	<b>1,212.9</b>
<hr/>		
Transfers	0.0	0.0
<b>Expenditure Category Total</b>	<b>0.0</b>	<b>0.0</b>

<b>Employee Retirement Coverage</b>			
<b>Retirement System</b>	<b>FTE</b>	<b>Personal Services</b>	<b>Fund#</b>
Arizona State Retirement System	10.7	741.0	EV2000-N
Arizona State Retirement System	13.5	1,139.1	EV2226-A
Arizona State Retirement System	1.1	101.5	EV2328-A

**Combined Regular & Elected Positions At/Above FICA Maximum of \$147,000**

# Program Expenditure Schedule

<b>Agency:</b>	Department of Environmental Quality
<b>Program:</b>	Air Improvement Planning

	FY 2022 Actual	FY 2023 Expd. Plan	
<b>Total FTE</b>	0.0		
<b>Personal Services</b>	0.0		
<b>FTE's not eligible for Health, Dental &amp; Life</b>	0.0		

## Program Budget Unit Summary of Expenditures and Budget Request for All Funds

<b>Agency:</b>	Department of Environmental Quality
<b>Program:</b>	Oil & Gas

Expenditure Categories	FY 2022 Actual	FY 2023 Expd. Plan	FY 2024 Fund. Issue	FY 2024 Total Request
0000 FTE	2.0	5.2	0.0	5.2
6000 Personal Services	78.8	181.9	0.0	181.9
6100 Employee Related Expenses	29.1	68.5	0.0	68.5
6200 Professional and Outside Services	14.0	30.0	0.0	30.0
6500 Travel In-State	0.0	2.5	0.0	2.5
6600 Travel Out of State	2.5	4.0	0.0	4.0
6700 Food	0.0	0.0	0.0	0.0
6800 Aid to Organizations and Individuals	0.0	0.0	0.0	0.0
7000 Other Operating Expenses	24.6	18.7	0.0	18.7
8000 Equipment	0.0	2.0	0.0	2.0
8100 Capital Outlay	0.0	0.0	0.0	0.0
8600 Debt Service	0.0	0.0	0.0	0.0
9000 Cost Allocation	48.6	112.7	0.0	112.7
9100 Transfers	0.0	0.0	0.0	0.0
<b>Expenditure Categories Total:</b>	197.6	420.3	0.0	420.3
<b>Fund Source</b>				
<b>Appropriated Funds</b>				
EV2328-A Permit Administration Fund (Appropriated)	197.6	420.3	0.0	420.3
<b>Fund Source Total:</b>	197.6	420.3	0.0	420.3

## Program Budget Unit Summary of Expenditures and Budget Request for Selected Funds

<b>Agency:</b>	Department of Environmental Quality				
	<b>FY 2022</b>	<b>FY 2023</b>	<b>FY 2024</b>	<b>FY 2024</b>	
	<b>Actual</b>	<b>Expd. Plan</b>	<b>Fund. Issue</b>	<b>Total Request</b>	
<b>Program:</b>	Oil & Gas				
<b>Fund:</b>	EV2328-A Permit Administration Fund				
	<b>Appropriated</b>				
0000	FTE	2.0	5.2	0.0	5.2
6000	Personal Services	78.8	181.9	0.0	181.9
6100	Employee Related Expenses	29.1	68.5	0.0	68.5
6200	Professional and Outside Services	14.0	30.0	0.0	30.0
6500	Travel In-State	0.0	2.5	0.0	2.5
6600	Travel Out of State	2.5	4.0	0.0	4.0
6700	Food	0.0	0.0	0.0	0.0
6800	Aid to Organizations and Individuals	0.0	0.0	0.0	0.0
7000	Other Operating Expenses	24.6	18.7	0.0	18.7
8000	Equipment	0.0	2.0	0.0	2.0
8100	Capital Outlay	0.0	0.0	0.0	0.0
8600	Debt Service	0.0	0.0	0.0	0.0
9000	Cost Allocation	48.6	112.7	0.0	112.7
9100	Transfers	0.0	0.0	0.0	0.0
	<b>Appropriated Total:</b>	197.6	420.3	0.0	420.3
	<b>Fund Total:</b>	197.6	420.3	0.0	420.3
	<b>Program Total For Selected Funds:</b>	197.6	420.3	0.0	420.3



## Program Expenditure Schedule

<b>Agency:</b>	<b>Department of Environmental Quality</b>
<b>Program:</b>	<b>Oil &amp; Gas</b>

	FY 2022 Actual	FY 2023 Expd. Plan
FTE	2.0	5.2
<b>Expenditure Category Total</b>	<b>2.0</b>	<b>5.2</b>
<b>Appropriated</b>		
EV2328-A Permit Administration Fund (Appropriated)	2.0	5.2
<b>Fund Source Total</b>	<b>2.0</b>	<b>5.2</b>
<hr/>		
Personal Services	78.8	181.9
Boards and Commissions	0.0	0.0
<b>Expenditure Category Total</b>	<b>78.8</b>	<b>181.9</b>
<b>Appropriated</b>		
EV2328-A Permit Administration Fund (Appropriated)	78.8	181.9
<b>Fund Source Total</b>	<b>78.8</b>	<b>181.9</b>
<hr/>		
Employee Related Expenses	29.1	68.5
<b>Expenditure Category Total</b>	<b>29.1</b>	<b>68.5</b>
<b>Appropriated</b>		
EV2328-A Permit Administration Fund (Appropriated)	29.1	68.5
<b>Fund Source Total</b>	<b>29.1</b>	<b>68.5</b>
<hr/>		
Professional and Outside Services		30.0
External Prof/Outside Serv Budg And Appn	0.0	
External Investment Services	0.0	
Other External Financial Services	0.0	
Attorney General Legal Services	14.0	
External Legal Services	0.0	
External Engineer/Architect Cost - Exp	0.0	
External Engineer/Architect Cost- Cap	0.0	
Other Design	0.0	
Temporary Agency Services	0.0	
Hospital Services	0.0	
Other Medical Services	0.0	
Institutional Care	0.0	
Education And Training	0.0	
Vendor Travel	0.0	
Professional & Outside Services Excluded from Cost Alloca	0.0	
Vendor Travel - Non Reportable	0.0	
External Telecom Consulting Services	0.0	
Costs related to those in custody of the State	0.0	
Non - Confidential Specialist Fees	0.0	
Confidential Specialist Fees	0.0	
Outside Actuarial Costs	0.0	
Other Professional And Outside Services	0.0	

## Program Expenditure Schedule

Agency:	Department of Environmental Quality	
Program:	Oil & Gas	
	FY 2022 Actual	FY 2023 Expd. Plan
<b>Expenditure Category Total</b>	<b>14.0</b>	<b>30.0</b>
<b>Appropriated</b>		
EV2328-A Permit Administration Fund (Appropriated)	14.0	30.0
<b>Fund Source Total</b>	<b>14.0</b>	<b>30.0</b>
<hr/>		
Travel In-State	0.0	2.5
<b>Expenditure Category Total</b>	<b>0.0</b>	<b>2.5</b>
<b>Appropriated</b>		
EV2328-A Permit Administration Fund (Appropriated)	0.0	2.5
<b>Fund Source Total</b>	<b>0.0</b>	<b>2.5</b>
<hr/>		
Travel Out of State	2.5	4.0
<b>Expenditure Category Total</b>	<b>2.5</b>	<b>4.0</b>
<b>Appropriated</b>		
EV2328-A Permit Administration Fund (Appropriated)	2.5	4.0
<b>Fund Source Total</b>	<b>2.5</b>	<b>4.0</b>
<hr/>		
Food	0.0	0.0
<b>Expenditure Category Total</b>	<b>0.0</b>	<b>0.0</b>
<hr/>		
Aid to Organizations and Individuals	0.0	0.0
<b>Expenditure Category Total</b>	<b>0.0</b>	<b>0.0</b>
<hr/>		
Other Operating Expenses		18.7
Other Operating Expenditures Budg Approp	0.0	
Other Operating Expenditures Excluded from Cost Allocati	0.0	
Risk Management Charges To State Agency	0.0	
Risk Management Deductible - Indemnity	0.0	
Risk Management Deductible - Legal	0.0	
Risk Management Deductible - Medical	0.0	
Risk Management Deductible - Other	0.0	
Gen Liab- Non Physical-Taxable- Self Ins	0.0	
Gross Proceeds Payments To Attorneys	0.0	
General Liability- Non-Taxable- Self Ins	0.0	
Medical Malpractice - Self-Insured	0.0	
Automobile Liability - Self Insured	0.0	
General Property Damage - Self- Insured	0.0	
Automobile Physical Damage-Self Insured	0.0	
Liability Insurance Premiums	0.0	
Property Insurance Premiums	0.0	
Workers Compensation Benefit Payments	0.0	
Self Insurance - Administrative Fees	0.0	
Self Insurance - Premiums	0.0	
Self Insurance - Claim Payments	0.0	
Self Insurance - Pharmacy Claims	0.0	
Premium Tax On Altcs	0.0	

## Program Expenditure Schedule

<b>Agency:</b>	<b>Department of Environmental Quality</b>
<b>Program:</b>	<b>Oil &amp; Gas</b>

	FY 2022 Actual	FY 2023 Expd. Plan
Other Insurance-Related Charges	0.0	
Internal Service Data Processing	0.0	
Internal Service Data Proc- Pc/Lan	0.0	
External Programming-Mainframe/Legacy	0.0	
External Programming- Pc/Lan/Serv/Web	0.0	
External Data Entry	0.0	
Othr External Data Proc-Mainframe/Legacy	0.0	
Othr External Data Proc-Pc/Lan/Serv/Web	0.0	
Pmt for AFIS Development & Usage	0.0	
Internal Service Telecommunications	0.0	
External Telecom Long Distance-In-State	0.1	
External Telecom Long Distance-Out-State	0.0	
Other External Telecommunication Service	0.0	
Electricity	0.0	
Sanitation Waste Disposal	0.0	
Water	0.0	
Gas And Fuel Oil For Buildings	0.0	
Other Utilities	0.0	
Building Rent Charges To State Agencies	7.2	
Priv Lease To Own Bld Rent Chrgs To Agy	0.0	
Cert Of Part Bld Rent Chrgs To Agy	8.9	
Rental Of Land And Buildings	0.0	
Rental Of Computer Equipment	0.0	
Rental Of Other Machinery And Equipment	0.0	
Miscellaneous Rent	0.0	
Interest On Overdue Payments	0.0	
All Other Interest Payments	0.0	
Internal Acct/Budg/Financial Svcs	0.0	
Other Internal Services	0.0	
Repair And Maintenance - Buildings	0.0	
Repair And Maintenance - Vehicles	0.0	
Repair And Maint - Mainframe And Legacy	0.0	
Repair And Maint-Pc/Lan/Serv/Web	0.0	
Repair And Maintenance - Other Equipment	0.0	
Other Repair And Maintenance	0.0	
Software Support And Maintenance	0.0	
Uniforms	0.0	
Inmate Clothing	0.0	
Security Supplies	0.0	
Office Supplies	0.0	
Computer Supplies	0.0	
Housekeeping Supplies	0.0	
Bedding And Bath Supplies	0.0	
Drugs And Medicine Supplies	0.0	
Medical Supplies	0.0	
Dental Supplies	0.0	
Automotive And Transportation Fuels	0.0	
Automotive Lubricants And Supplies	0.0	
Rpr And Maint Supplies-Not Auto Or Build	0.0	
Repair And Maintenance Supplies-Building	0.0	
Other Operating Supplies	0.0	

## Program Expenditure Schedule

<b>Agency:</b>	<b>Department of Environmental Quality</b>
<b>Program:</b>	<b>Oil &amp; Gas</b>

	FY 2022 Actual	FY 2023 Expd. Plan
Publications	0.0	
Aggregate Withheld Or Paid Commissions	0.0	
Lottery Prizes	0.0	
Lottery Distribution Costs	0.0	
Material for Further Processing	0.0	
Other Resale Supplies	0.0	
Loss On Sales Of Capital Assets	0.0	
Loss on Sales of Investments	0.0	
Employee Tuition Reimbursement-Graduate	0.0	
Employee Tuition Reimb Under-Grad/Other	0.0	
Conference Registration-Attendance Fees	0.9	
Other Education And Training Costs	0.0	
Advertising	0.0	
Sponsorships	0.0	
Internal Printing	0.0	
External Printing	0.0	
Photography	0.0	
Postage And Delivery	0.0	
Document shredding and Destruction Services	0.0	
Translation and Sign Language Services	0.0	
Distribution To State Universities	0.0	
Other Intrastate Distributions	0.0	
Awards	0.0	
Entertainment And Promotional Items	0.0	
Dues	7.5	
Books- Subscriptions And Publications	0.0	
Costs For Digital Image Or Microfilm	0.0	
Revolving Fund Advances	0.0	
Credit Card Fees Over Approved Limit	0.0	
Relief Bill Expenditures	0.0	
Surplus Property Distr To State Agencies	0.0	
Security Services	0.0	
Judgments - Damages	0.0	
ICA Payments to Claimants Confidential	0.0	
Jdgmnt-Confidential Restitution To Indiv	0.0	
Judgments - Non-Confidential Restitution	0.0	
Judgments - Punitive And Compensatory	0.0	
Pmts Made to Resolve/Disputes/Avoid Costs of Litigation	0.0	
Pmts For Contracted State Inmate Labor	0.0	
Payments To State Inmates	0.0	
Bad Debt Expense	0.0	
Interview Expense	0.0	
Employee Relocations-Nontaxable	0.0	
Employee Relocations-Taxable	0.0	
Non-Confidential Invest/Legal/Law Enf	0.0	
Conf/Sensitive Invest/Legal/Undercover	0.0	
Fingerprinting, Background Checks, Etc.	0.0	
Other Miscellaneous Operating	0.0	

## Program Expenditure Schedule

<b>Agency:</b>	<b>Department of Environmental Quality</b>
<b>Program:</b>	<b>Oil &amp; Gas</b>

	FY 2022 Actual	FY 2023 Expd. Plan
<b>Expenditure Category Total</b>	<b>24.6</b>	<b>18.7</b>
<b>Appropriated</b>		
EV2328-A Permit Administration Fund (Appropriated)	24.6	18.7
<b>Fund Source Total</b>	<b>24.6</b>	<b>18.7</b>
<hr/>		
Current Year Expenditures		2.0
Capital Equipment Budget And Approp	0.0	
Vehicles Capital Purchase	0.0	
Vehicles Capital Leases	0.0	
Furniture Capital Purchase	0.0	
Depreciable Works Of Art & Hist Treas/Coll Capital Purcha	0.0	
Non Depr Works Of Art & Hist Treas/Coll Cap Purchase	0.0	
Furniture Capital Leases	0.0	
Computer Equipment Capital Purchase	0.0	
Computer Equipment Capital Lease	0.0	
Telecommunication Equip-Capital Purchase	0.0	
Telecommunication Equip-Capital Lease	0.0	
Other Equipment Capital Purchase	0.0	
Other Equipment Capital Leases	0.0	
Purchased Or Licensed Software-Website	0.0	
Internally Generated Software-Website	0.0	
Development in Progress	0.0	
Right-Of-Way/Easement/Extraction Rights	0.0	
Oth Int Assets purchased, licensed or internally generate	0.0	
Other intangible assets acquired by capital lease	0.0	
Other Capital Asset Purchases	0.0	
Leasehold Improvement-Capital Purchase	0.0	
Other Capital Asset Leases	0.0	
Non-Capital Equip Budget And Approp	0.0	
Vehicles Non-Capital Purchase	0.0	
Vehicles Non-Capital Leases	0.0	
Furniture Non-Capital Purchase	0.0	
Works Of Art And Hist Treas-Non Capital	0.0	
Furniture Non-Capital Leases	0.0	
Computer Equipment Non-Capital Purchase	0.0	
Computer Equipment Non-Capital Lease	0.0	
Telecomm Equip Non-Capital Purchase	0.0	
Telecomm Equip Non-Capital Leases	0.0	
Other Equipment Non-Capital Purchase	0.0	
Weapons Non-Capital Purchase	0.0	
Other Equipment Non-Capital Lease	0.0	
Purchased Or Licensed Software/Website	0.0	
Internally Generated Software/Website	0.0	
LICENSES AND PERMITS	0.0	
Right-Of-Way/Easement/Extraction Exp	0.0	
Other Intangible Assets - Purchased, Licensed or Internall	0.0	
Noncapital Software/Web By Capital Lease	0.0	
Other Intangible Assets Acquired by Capital Lease	0.0	
Other Long Lived Tangible Assets to be Expenses	0.0	
Non-Capital Equipment Excluded from Cost Allocation	0.0	

## Program Expenditure Schedule

<b>Agency:</b>	Department of Environmental Quality
<b>Program:</b>	Oil & Gas

	FY 2022 Actual	FY 2023 Expd. Plan
<b>Expenditure Category Total</b>	<u>0.0</u>	<u>2.0</u>
<b>Appropriated</b>		
EV2328-A Permit Administration Fund (Appropriated)	<u>0.0</u>	<u>2.0</u>
<b>Fund Source Total</b>	<u>0.0</u>	<u>2.0</u>
<hr/>		
Capital Outlay	<u>0.0</u>	<u>0.0</u>
<b>Expenditure Category Total</b>	<u>0.0</u>	<u>0.0</u>
<hr/>		
Debt Service	<u>0.0</u>	<u>0.0</u>
<b>Expenditure Category Total</b>	<u>0.0</u>	<u>0.0</u>
<hr/>		
Cost Allocation	<u>48.6</u>	<u>112.7</u>
<b>Expenditure Category Total</b>	<u>48.6</u>	<u>112.7</u>
<b>Appropriated</b>		
EV2328-A Permit Administration Fund (Appropriated)	<u>48.6</u>	<u>112.7</u>
<b>Fund Source Total</b>	<u>48.6</u>	<u>112.7</u>
<hr/>		
Transfers	<u>0.0</u>	<u>0.0</u>
<b>Expenditure Category Total</b>	<u>0.0</u>	<u>0.0</u>

**Employee Retirement Coverage**

	FTE	Personal Services	Fund#
Arizona State Retirement System	5.2	181.9	EV2328-A

**Combined Regular & Elected Positions At/Above  
FICA Maximum of \$147,000**

Total FTE	Personal Services	FTE's not eligible for Health, Dental & Life
0.0	0.0	0.0

## Program Budget Unit Summary of Expenditures and Budget Request for All Funds

<b>Agency:</b>	Department of Environmental Quality
<b>Program:</b>	Vehicle Emissions Control

Expenditure Categories	FY 2022 Actual	FY 2023 Expd. Plan	FY 2024 Fund. Issue	FY 2024 Total Request
0000 FTE	17.1	19.9	0.0	19.9
6000 Personal Services	1,016.1	1,340.2	0.0	1,340.2
6100 Employee Related Expenses	388.7	529.5	0.0	529.5
6200 Professional and Outside Services	1,972.7	3,315.6	0.0	3,315.6
6500 Travel In-State	17.3	30.0	0.0	30.0
6600 Travel Out of State	1.5	11.8	0.0	11.8
6700 Food	0.0	0.0	0.0	0.0
6800 Aid to Organizations and Individuals	1,092.3	935.2	0.0	935.2
7000 Other Operating Expenses	140.7	73.9	0.0	73.9
8000 Equipment	0.0	0.0	0.0	0.0
8100 Capital Outlay	0.0	0.0	0.0	0.0
8600 Debt Service	0.0	0.0	0.0	0.0
9000 Cost Allocation	632.1	841.3	0.0	841.3
9100 Transfers	0.0	0.0	0.0	0.0
<b>Expenditure Categories Total:</b>				
	5,261.4	7,077.5	0.0	7,077.5
<b>Fund Source</b>				
<b>Appropriated Funds</b>				
EV2082-A DEQ Emissions Inspection Fund (Appropriated)	3,682.4	4,155.4	0.0	4,155.4
EV2226-A Air Quality Fund (Appropriated)	9.1	60.0	0.0	60.0
	3,691.5	4,215.4	0.0	4,215.4
<b>Non-Appropriated Funds</b>				
EV2000-N Federal Grants Fund (Non-Appropriated)	26.6	0.0	0.0	0.0
EV2365-N Voluntary Vehicle Repair & Retrofit Program Fund	1,543.3	2,862.1	0.0	2,862.1
	1,569.9	2,862.1	0.0	2,862.1
<b>Fund Source Total:</b>				
	5,261.4	7,077.5	0.0	7,077.5

## Program Budget Unit Summary of Expenditures and Budget Request for Selected Funds

<b>Agency:</b>	Department of Environmental Quality				
	<b>FY 2022</b>	<b>FY 2023</b>	<b>FY 2024</b>	<b>FY 2024</b>	
	<b>Actual</b>	<b>Expd. Plan</b>	<b>Fund. Issue</b>	<b>Total Request</b>	
<b>Program:</b>	Vehicle Emissions Control				
<b>Fund:</b>	EV2000-N Federal Grants Fund				
	<b>Non-Appropriated</b>				
6000	Personal Services	0.0	0.0	0.0	0.0
6100	Employee Related Expenses	0.0	0.0	0.0	0.0
6200	Professional and Outside Services	0.0	0.0	0.0	0.0
6500	Travel In-State	0.0	0.0	0.0	0.0
6600	Travel Out of State	0.0	0.0	0.0	0.0
6700	Food	0.0	0.0	0.0	0.0
6800	Aid to Organizations and Individuals	0.0	0.0	0.0	0.0
7000	Other Operating Expenses	26.6	0.0	0.0	0.0
8000	Equipment	0.0	0.0	0.0	0.0
8100	Capital Outlay	0.0	0.0	0.0	0.0
8600	Debt Service	0.0	0.0	0.0	0.0
9000	Cost Allocation	0.0	0.0	0.0	0.0
9100	Transfers	0.0	0.0	0.0	0.0
	<b>Non-Appropriated Total:</b>	26.6	0.0	0.0	0.0
<b>Fund Total:</b>		26.6	0.0	0.0	0.0
<b>Fund:</b>	EV2082-A DEQ Emissions Inspection Fund				
	<b>Appropriated</b>				
0000	FTE	17.1	19.9	0.0	19.9
6000	Personal Services	1,011.2	1,340.2	0.0	1,340.2
6100	Employee Related Expenses	388.2	529.5	0.0	529.5
6200	Professional and Outside Services	437.2	413.5	0.0	413.5
6500	Travel In-State	17.3	30.0	0.0	30.0
6600	Travel Out of State	1.5	11.8	0.0	11.8
6700	Food	0.0	0.0	0.0	0.0
6800	Aid to Organizations and Individuals	1,084.3	915.2	0.0	915.2
7000	Other Operating Expenses	113.0	73.9	0.0	73.9
8000	Equipment	0.0	0.0	0.0	0.0
8100	Capital Outlay	0.0	0.0	0.0	0.0



## Program Budget Unit Summary of Expenditures and Budget Request for Selected Funds

Agency:	Department of Environmental Quality			
	FY 2022 Actual	FY 2023 Expd. Plan	FY 2024 Fund. Issue	FY 2024 Total Request
<b>Program:</b>	Vehicle Emissions Control			
<b>Fund:</b>	EV2082-A DEQ Emissions Inspection Fund			
<b>Appropriated</b>				
8600 Debt Service	0.0	0.0	0.0	0.0
9000 Cost Allocation	629.7	841.3	0.0	841.3
9100 Transfers	0.0	0.0	0.0	0.0
<b>Appropriated Total:</b>	3,682.4	4,155.4	0.0	4,155.4
<b>Fund Total:</b>	3,682.4	4,155.4	0.0	4,155.4
<b>Fund:</b>	EV2226-A Air Quality Fund			
<b>Appropriated</b>				
6000 Personal Services	0.0	0.0	0.0	0.0
6100 Employee Related Expenses	0.0	0.0	0.0	0.0
6200 Professional and Outside Services	0.0	40.0	0.0	40.0
6500 Travel In-State	0.0	0.0	0.0	0.0
6600 Travel Out of State	0.0	0.0	0.0	0.0
6700 Food	0.0	0.0	0.0	0.0
6800 Aid to Organizations and Individuals	8.0	20.0	0.0	20.0
7000 Other Operating Expenses	1.1	0.0	0.0	0.0
8000 Equipment	0.0	0.0	0.0	0.0
8100 Capital Outlay	0.0	0.0	0.0	0.0
8600 Debt Service	0.0	0.0	0.0	0.0
9000 Cost Allocation	0.0	0.0	0.0	0.0
9100 Transfers	0.0	0.0	0.0	0.0
<b>Appropriated Total:</b>	9.1	60.0	0.0	60.0
<b>Fund Total:</b>	9.1	60.0	0.0	60.0
<b>Fund:</b>	EV2365-N Voluntary Vehicle Repair & Retrofit Program Fund			
<b>Non-Appropriated</b>				
6000 Personal Services	4.9	0.0	0.0	0.0
6100 Employee Related Expenses	0.5	0.0	0.0	0.0

## Program Budget Unit Summary of Expenditures and Budget Request for Selected Funds

<b>Agency:</b> Department of Environmental Quality					
		<b>FY 2022</b>	<b>FY 2023</b>	<b>FY 2024</b>	<b>FY 2024</b>
		<b>Actual</b>	<b>Expd. Plan</b>	<b>Fund. Issue</b>	<b>Total Request</b>
<b>Program:</b> Vehicle Emissions Control					
<b>Fund:</b> EV2365-N Voluntary Vehicle Repair & Retrofit Program Fund					
<b>Non-Appropriated</b>					
6200	Professional and Outside Services	1,535.5	2,862.1	0.0	2,862.1
6500	Travel In-State	0.0	0.0	0.0	0.0
6600	Travel Out of State	0.0	0.0	0.0	0.0
6700	Food	0.0	0.0	0.0	0.0
6800	Aid to Organizations and Individuals	0.0	0.0	0.0	0.0
7000	Other Operating Expenses	0.0	0.0	0.0	0.0
8000	Equipment	0.0	0.0	0.0	0.0
8100	Capital Outlay	0.0	0.0	0.0	0.0
8600	Debt Service	0.0	0.0	0.0	0.0
9000	Cost Allocation	2.4	0.0	0.0	0.0
9100	Transfers	0.0	0.0	0.0	0.0
<b>Non-Appropriated Total:</b>		1,543.3	2,862.1	0.0	2,862.1
<b>Fund Total:</b>		1,543.3	2,862.1	0.0	2,862.1
<b>Program Total For Selected Funds:</b>		5,261.4	7,077.5	0.0	7,077.5

## Program Expenditure Schedule

Agency:	Department of Environmental Quality	
Program:	Vehicle Emissions Control	
	FY 2022 Actual	FY 2023 Expd. Plan
FTE	17.1	19.9
<b>Expenditure Category Total</b>	<b>17.1</b>	<b>19.9</b>
<b>Appropriated</b>		
EV2082-A DEQ Emissions Inspection Fund (Appropriated)	17.1	19.9
<b>Fund Source Total</b>	<b>17.1</b>	<b>19.9</b>
<hr/>		
Personal Services	1,016.1	1,340.2
Boards and Commissions	0.0	0.0
<b>Expenditure Category Total</b>	<b>1,016.1</b>	<b>1,340.2</b>
<b>Appropriated</b>		
EV2082-A DEQ Emissions Inspection Fund (Appropriated)	1,011.2	1,340.2
<b>Fund Source Total</b>	<b>1,011.2</b>	<b>1,340.2</b>
<b>Non-Appropriated</b>		
EV2365-N Voluntary Vehicle Repair & Retrofit Program Fund (Non-A)	4.9	0.0
<b>Fund Source Total</b>	<b>4.9</b>	<b>0.0</b>
<hr/>		
Employee Related Expenses	388.7	529.5
<b>Expenditure Category Total</b>	<b>388.7</b>	<b>529.5</b>
<b>Appropriated</b>		
EV2082-A DEQ Emissions Inspection Fund (Appropriated)	388.2	529.5
<b>Fund Source Total</b>	<b>388.2</b>	<b>529.5</b>
<b>Non-Appropriated</b>		
EV2365-N Voluntary Vehicle Repair & Retrofit Program Fund (Non-A)	0.5	0.0
<b>Fund Source Total</b>	<b>0.5</b>	<b>0.0</b>
<hr/>		
Professional and Outside Services		3,315.6
External Prof/Outside Serv Budg And Appn	0.0	
External Investment Services	0.0	
Other External Financial Services	0.0	
Attorney General Legal Services	0.0	
External Legal Services	0.0	
External Engineer/Architect Cost - Exp	0.0	
External Engineer/Architect Cost- Cap	0.0	
Other Design	0.0	
Temporary Agency Services	0.0	
Hospital Services	0.0	
Other Medical Services	0.0	
Institutional Care	0.0	
Education And Training	0.0	
Vendor Travel	0.0	
Professional & Outside Services Excluded from Cost Alloca	0.0	
Vendor Travel - Non Reportable	0.0	
External Telecom Consulting Services	0.0	
Costs related to those in custody of the State	0.0	
Non - Confidential Specialist Fees	0.0	
Confidential Specialist Fees	0.0	
Outside Actuarial Costs	0.0	

## Program Expenditure Schedule

Agency:	Department of Environmental Quality	
Program:	Vehicle Emissions Control	
	FY 2022 Actual	FY 2023 Expd. Plan
Other Professional And Outside Services	1,972.7	
<b>Expenditure Category Total</b>	<b>1,972.7</b>	<b>3,315.6</b>
<b>Appropriated</b>		
EV2082-A DEQ Emissions Inspection Fund (Appropriated)	437.2	413.5
EV2226-A Air Quality Fund (Appropriated)	0.0	40.0
	<b>437.2</b>	<b>453.5</b>
<b>Non-Appropriated</b>		
EV2365-N Voluntary Vehicle Repair & Retrofit Program Fund (Non-A)	1,535.5	2,862.1
	<b>1,535.5</b>	<b>2,862.1</b>
<b>Fund Source Total</b>	<b>1,972.7</b>	<b>3,315.6</b>
<hr/>		
Travel In-State	17.3	30.0
<b>Expenditure Category Total</b>	<b>17.3</b>	<b>30.0</b>
<b>Appropriated</b>		
EV2082-A DEQ Emissions Inspection Fund (Appropriated)	17.3	30.0
	<b>17.3</b>	<b>30.0</b>
<b>Fund Source Total</b>	<b>17.3</b>	<b>30.0</b>
<hr/>		
Travel Out of State	1.5	11.8
<b>Expenditure Category Total</b>	<b>1.5</b>	<b>11.8</b>
<b>Appropriated</b>		
EV2082-A DEQ Emissions Inspection Fund (Appropriated)	1.5	11.8
	<b>1.5</b>	<b>11.8</b>
<b>Fund Source Total</b>	<b>1.5</b>	<b>11.8</b>
<hr/>		
Food	0.0	0.0
<b>Expenditure Category Total</b>	<b>0.0</b>	<b>0.0</b>
<hr/>		
Aid to Organizations and Individuals	1,092.3	935.2
<b>Expenditure Category Total</b>	<b>1,092.3</b>	<b>935.2</b>
<b>Appropriated</b>		
EV2082-A DEQ Emissions Inspection Fund (Appropriated)	1,084.3	915.2
EV2226-A Air Quality Fund (Appropriated)	8.0	20.0
	<b>1,092.3</b>	<b>935.2</b>
<b>Fund Source Total</b>	<b>1,092.3</b>	<b>935.2</b>
<hr/>		
Other Operating Expenses		73.9
Other Operating Expenditures Budg Approp	0.0	
Other Operating Expenditures Excluded from Cost Allocati	0.0	
Risk Management Charges To State Agency	0.0	
Risk Management Deductible - Indemnity	0.0	
Risk Management Deductible - Legal	0.0	
Risk Management Deductible - Medical	0.0	
Risk Management Deductible - Other	0.0	
Gen Liab- Non Physical-Taxable- Self Ins	0.0	
Gross Proceeds Payments To Attorneys	0.0	
General Liability- Non-Taxable- Self Ins	0.0	
Medical Malpractice - Self-Insured	0.0	
Automobile Liability - Self Insured	0.0	
General Property Damage - Self- Insured	0.0	

## Program Expenditure Schedule

<b>Agency:</b>	<b>Department of Environmental Quality</b>
<b>Program:</b>	<b>Vehicle Emissions Control</b>

	FY 2022 Actual	FY 2023 Expd. Plan
Automobile Physical Damage-Self Insured	0.0	
Liability Insurance Premiums	0.0	
Property Insurance Premiums	0.0	
Workers Compensation Benefit Payments	0.0	
Self Insurance - Administrative Fees	0.0	
Self Insurance - Premiums	0.0	
Self Insurance - Claim Payments	0.0	
Self Insurance - Pharmacy Claims	0.0	
Premium Tax On Altcs	0.0	
Other Insurance-Related Charges	0.0	
Internal Service Data Processing	0.0	
Internal Service Data Proc- Pc/Lan	0.0	
External Programming-Mainframe/Legacy	0.0	
External Programming- Pc/Lan/Serv/Web	0.0	
External Data Entry	0.0	
Othr External Data Proc-Mainframe/Legacy	0.0	
Othr External Data Proc-Pc/Lan/Serv/Web	0.0	
Pmt for AFIS Development & Usage	0.0	
Internal Service Telecommunications	0.0	
External Telecom Long Distance-In-State	4.4	
External Telecom Long Distance-Out-State	0.0	
Other External Telecommunication Service	0.0	
Electricity	0.0	
Sanitation Waste Disposal	0.0	
Water	0.0	
Gas And Fuel Oil For Buildings	0.0	
Other Utilities	0.0	
Building Rent Charges To State Agencies	0.0	
Priv Lease To Own Bld Rent Chrgs To Agy	0.0	
Cert Of Part Bld Rent Chrgs To Agy	97.1	
Rental Of Land And Buildings	0.0	
Rental Of Computer Equipment	0.0	
Rental Of Other Machinery And Equipment	0.0	
Miscellaneous Rent	0.0	
Interest On Overdue Payments	0.0	
All Other Interest Payments	0.0	
Internal Acct/Budg/Financial Svcs	0.0	
Other Internal Services	0.0	
Repair And Maintenance - Buildings	0.0	
Repair And Maintenance - Vehicles	0.0	
Repair And Maint - Mainframe And Legacy	0.0	
Repair And Maint-Pc/Lan/Serv/Web	0.0	
Repair And Maintenance - Other Equipment	0.0	
Other Repair And Maintenance	0.0	
Software Support And Maintenance	0.0	
Uniforms	0.5	
Inmate Clothing	0.0	
Security Supplies	0.0	
Office Supplies	0.0	
Computer Supplies	0.0	
Housekeeping Supplies	0.0	

## Program Expenditure Schedule

<b>Agency:</b>	<b>Department of Environmental Quality</b>
<b>Program:</b>	<b>Vehicle Emissions Control</b>

	FY 2022 Actual	FY 2023 Expd. Plan
Bedding And Bath Supplies	0.0	
Drugs And Medicine Supplies	0.0	
Medical Supplies	0.0	
Dental Supplies	0.0	
Automotive And Transportation Fuels	2.0	
Automotive Lubricants And Supplies	0.0	
Rpr And Maint Supplies-Not Auto Or Build	0.0	
Repair And Maintenance Supplies-Building	0.0	
Other Operating Supplies	21.2	
Publications	0.0	
Aggregate Withheld Or Paid Commissions	0.0	
Lottery Prizes	0.0	
Lottery Distribution Costs	0.0	
Material for Further Processing	0.0	
Other Resale Supplies	0.0	
Loss On Sales Of Capital Assets	0.0	
Loss on Sales of Investments	0.0	
Employee Tuition Reimbursement-Graduate	0.0	
Employee Tuition Reimb Under-Grad/Other	0.0	
Conference Registration-Attendance Fees	1.9	
Other Education And Training Costs	0.0	
Advertising	0.6	
Sponsorships	0.0	
Internal Printing	0.0	
External Printing	10.9	
Photography	0.0	
Postage And Delivery	0.1	
Document shredding and Destruction Services	0.0	
Translation and Sign Language Services	0.0	
Distribution To State Universities	0.0	
Other Intrastate Distributions	0.0	
Awards	0.7	
Entertainment And Promotional Items	0.0	
Dues	0.8	
Books- Subscriptions And Publications	0.5	
Costs For Digital Image Or Microfilm	0.0	
Revolving Fund Advances	0.0	
Credit Card Fees Over Approved Limit	0.0	
Relief Bill Expenditures	0.0	
Surplus Property Distr To State Agencies	0.0	
Security Services	0.0	
Judgments - Damages	0.0	
ICA Payments to Claimants Confidential	0.0	
Jdgmnt-Confidential Restitution To Indiv	0.0	
Judgments - Non-Confidential Restitution	0.0	
Judgments - Punitive And Compensatory	0.0	
Pmts Made to Resolve/Disputes/Avoid Costs of Litigation	0.0	
Pmts For Contracted State Inmate Labor	0.0	
Payments To State Inmates	0.0	
Bad Debt Expense	0.0	
Interview Expense	0.0	

## Program Expenditure Schedule

<b>Agency:</b>	<b>Department of Environmental Quality</b>
<b>Program:</b>	<b>Vehicle Emissions Control</b>

	FY 2022 Actual	FY 2023 Expd. Plan
Employee Relocations-Nontaxable	0.0	
Employee Relocations-Taxable	0.0	
Non-Confidential Invest/Legal/Law Enf	0.0	
Conf/Sensitive Invest/Legal/Undercover	0.0	
Fingerprinting, Background Checks, Etc.	0.0	
Other Miscellaneous Operating	0.0	
<b>Expenditure Category Total</b>	<b>140.7</b>	<b>73.9</b>
<b>Appropriated</b>		
EV2082-A DEQ Emissions Inspection Fund (Appropriated)	113.0	73.9
EV2226-A Air Quality Fund (Appropriated)	1.1	0.0
	<b>114.1</b>	<b>73.9</b>
<b>Non-Appropriated</b>		
EV2000-N Federal Grants Fund (Non-Appropriated)	26.6	0.0
	<b>26.6</b>	<b>0.0</b>
<b>Fund Source Total</b>	<b>140.7</b>	<b>73.9</b>

Current Year Expenditures		0.0
Capital Equipment Budget And Approp	0.0	
Vehicles Capital Purchase	0.0	
Vehicles Capital Leases	0.0	
Furniture Capital Purchase	0.0	
Depreciable Works Of Art & Hist Treas/Coll Capital Purcha	0.0	
Non Depr Works Of Art & Hist Treas/Coll Cap Purchase	0.0	
Furniture Capital Leases	0.0	
Computer Equipment Capital Purchase	0.0	
Computer Equipment Capital Lease	0.0	
Telecommunication Equip-Capital Purchase	0.0	
Telecommunication Equip-Capital Lease	0.0	
Other Equipment Capital Purchase	0.0	
Other Equipment Capital Leases	0.0	
Purchased Or Licensed Software-Website	0.0	
Internally Generated Software-Website	0.0	
Development in Progress	0.0	
Right-Of-Way/Easement/Extraction Rights	0.0	
Oth Int Assets purchased, licensed or internally generate	0.0	
Other intangible assets acquired by capital lease	0.0	
Other Capital Asset Purchases	0.0	
Leasehold Improvement-Capital Purchase	0.0	
Other Capital Asset Leases	0.0	
Non-Capital Equip Budget And Approp	0.0	
Vehicles Non-Capital Purchase	0.0	
Vehicles Non-Capital Leases	0.0	
Furniture Non-Capital Purchase	0.0	
Works Of Art And Hist Treas-Non Capital	0.0	
Furniture Non-Capital Leases	0.0	
Computer Equipment Non-Capital Purchase	0.0	
Computer Equipment Non-Capital Lease	0.0	
Telecomm Equip Non-Capital Purchase	0.0	
Telecomm Equip Non-Capital Leases	0.0	
Other Equipment Non-Capital Purchase	0.0	
Weapons Non-Capital Purchase	0.0	

## Program Expenditure Schedule

<b>Agency:</b>	<b>Department of Environmental Quality</b>
<b>Program:</b>	<b>Vehicle Emissions Control</b>

	FY 2022 Actual	FY 2023 Expd. Plan
Other Equipment Non-Capital Lease	0.0	
Purchased Or Licensed Software/Website	0.0	
Internally Generated Software/Website	0.0	
LICENSES AND PERMITS	0.0	
Right-Of-Way/Easement/Extraction Exp	0.0	
Other Intangible Assets - Purchased, Licensed or Internall	0.0	
Noncapital Software/Web By Capital Lease	0.0	
Other Intangible Assets Acquired by Capital Lease	0.0	
Other Long Lived Tangible Assets to be Expenses	0.0	
Non-Capital Equipment Excluded from Cost Allocation	0.0	
<b>Expenditure Category Total</b>	<b>0.0</b>	<b>0.0</b>
<hr/>		
Capital Outlay	0.0	0.0
<b>Expenditure Category Total</b>	<b>0.0</b>	<b>0.0</b>
<hr/>		
Debt Service	0.0	0.0
<b>Expenditure Category Total</b>	<b>0.0</b>	<b>0.0</b>
<hr/>		
Cost Allocation	632.1	841.3
<b>Expenditure Category Total</b>	<b>632.1</b>	<b>841.3</b>
<b>Appropriated</b>		
EV2082-A DEQ Emissions Inspection Fund (Appropriated)	629.7	841.3
	<b>629.7</b>	<b>841.3</b>
<b>Non-Appropriated</b>		
EV2365-N Voluntary Vehicle Repair & Retrofit Program Fund (Non-A	2.4	0.0
	<b>2.4</b>	<b>0.0</b>
<b>Fund Source Total</b>	<b>632.1</b>	<b>841.3</b>
<hr/>		
Transfers	0.0	0.0
<b>Expenditure Category Total</b>	<b>0.0</b>	<b>0.0</b>

<b>Employee Retirement Coverage</b>			
<b>Retirement System</b>	<b>FTE</b>	<b>Personal Services</b>	<b>Fund#</b>
Arizona State Retirement System	19.9	1,340.2	EV2082-A



## Program Budget Unit Summary of Expenditures and Budget Request for All Funds

<b>Agency:</b>	Department of Environmental Quality
<b>Program:</b>	SLI Emissions Control Contractor Payments

Expenditure Categories	FY 2022 Actual	FY 2023 Expd. Plan	FY 2024 Fund. Issue	FY 2024 Total Request
6000 Personal Services	0.0	0.0	0.0	0.0
6100 Employee Related Expenses	0.0	0.0	0.0	0.0
6200 Professional and Outside Services	21,134.2	26,219.5	0.0	26,219.5
6500 Travel In-State	0.0	0.0	0.0	0.0
6600 Travel Out of State	0.0	0.0	0.0	0.0
6700 Food	0.0	0.0	0.0	0.0
6800 Aid to Organizations and Individuals	0.0	0.0	0.0	0.0
7000 Other Operating Expenses	0.0	0.0	0.0	0.0
8000 Equipment	0.0	0.0	0.0	0.0
8100 Capital Outlay	0.0	0.0	0.0	0.0
8600 Debt Service	0.0	0.0	0.0	0.0
9000 Cost Allocation	0.0	0.0	0.0	0.0
9100 Transfers	0.0	0.0	0.0	0.0
<b>Expenditure Categories Total:</b>				
	21,134.2	26,219.5	0.0	26,219.5
<b>Fund Source</b>				
<b>Appropriated Funds</b>				
EV2082-A DEQ Emissions Inspection Fund (Appropriated)	21,134.2	26,219.5	0.0	26,219.5
	21,134.2	26,219.5	0.0	26,219.5
<b>Fund Source Total:</b>				
	21,134.2	26,219.5	0.0	26,219.5

## Program Budget Unit Summary of Expenditures and Budget Request for Selected Funds

<b>Agency:</b> Department of Environmental Quality					
		<b>FY 2022</b>	<b>FY 2023</b>	<b>FY 2024</b>	<b>FY 2024</b>
		<b>Actual</b>	<b>Expd. Plan</b>	<b>Fund. Issue</b>	<b>Total Request</b>
<b>Program:</b> SLI Emissions Control Contractor Payments					
<b>Fund:</b> EV2082-A DEQ Emissions Inspection Fund					
<b>Appropriated</b>					
6000	Personal Services	0.0	0.0	0.0	0.0
6100	Employee Related Expenses	0.0	0.0	0.0	0.0
6200	Professional and Outside Services	21,134.2	26,219.5	0.0	26,219.5
6500	Travel In-State	0.0	0.0	0.0	0.0
6600	Travel Out of State	0.0	0.0	0.0	0.0
6700	Food	0.0	0.0	0.0	0.0
6800	Aid to Organizations and Individuals	0.0	0.0	0.0	0.0
7000	Other Operating Expenses	0.0	0.0	0.0	0.0
8000	Equipment	0.0	0.0	0.0	0.0
8100	Capital Outlay	0.0	0.0	0.0	0.0
8600	Debt Service	0.0	0.0	0.0	0.0
9000	Cost Allocation	0.0	0.0	0.0	0.0
9100	Transfers	0.0	0.0	0.0	0.0
<b>Appropriated Total:</b>		21,134.2	26,219.5	0.0	26,219.5
<b>Fund Total:</b>		21,134.2	26,219.5	0.0	26,219.5
<b>Program Total For Selected Funds:</b>		21,134.2	26,219.5	0.0	26,219.5

## Program Expenditure Schedule

Agency:	Department of Environmental Quality	
Program:	SLI Emissions Control Contractor Payments	
	FY 2022 Actual	FY 2023 Expd. Plan
FTE	0.0	0.0
<b>Expenditure Category Total</b>	<b>0.0</b>	<b>0.0</b>
<hr/>		
Personal Services	0.0	0.0
Boards and Commissions	0.0	0.0
<b>Expenditure Category Total</b>	<b>0.0</b>	<b>0.0</b>
<hr/>		
Employee Related Expenses	0.0	0.0
<b>Expenditure Category Total</b>	<b>0.0</b>	<b>0.0</b>
<hr/>		
Professional and Outside Services		26,219.5
External Prof/Outside Serv Budg And Appn	0.0	
External Investment Services	0.0	
Other External Financial Services	0.0	
Attorney General Legal Services	0.0	
External Legal Services	0.0	
External Engineer/Architect Cost - Exp	0.0	
External Engineer/Architect Cost- Cap	0.0	
Other Design	0.0	
Temporary Agency Services	0.0	
Hospital Services	0.0	
Other Medical Services	0.0	
Institutional Care	0.0	
Education And Training	0.0	
Vendor Travel	0.0	
Professional & Outside Services Excluded from Cost Alloca	0.0	
Vendor Travel - Non Reportable	0.0	
External Telecom Consulting Services	0.0	
Costs related to those in custody of the State	0.0	
Non - Confidential Specialist Fees	0.0	
Confidential Specialist Fees	0.0	
Outside Actuarial Costs	0.0	
Other Professional And Outside Services	21,134.2	
<b>Expenditure Category Total</b>	<b>21,134.2</b>	<b>26,219.5</b>
<b>Appropriated</b>		
EV2082-A DEQ Emissions Inspection Fund (Appropriated)	21,134.2	26,219.5
<b>Fund Source Total</b>	<b>21,134.2</b>	<b>26,219.5</b>
<hr/>		
Travel In-State	0.0	0.0
<b>Expenditure Category Total</b>	<b>0.0</b>	<b>0.0</b>
<hr/>		
Travel Out of State	0.0	0.0
<b>Expenditure Category Total</b>	<b>0.0</b>	<b>0.0</b>
<hr/>		
Food	0.0	0.0
<b>Expenditure Category Total</b>	<b>0.0</b>	<b>0.0</b>

## Program Expenditure Schedule

<b>Agency:</b>	<b>Department of Environmental Quality</b>
<b>Program:</b>	<b>SLI Emissions Control Contractor Payments</b>

	FY 2022 Actual	FY 2023 Expd. Plan
Aid to Organizations and Individuals	0.0	0.0
<b>Expenditure Category Total</b>	<b>0.0</b>	<b>0.0</b>

Other Operating Expenses		0.0
Other Operating Expenditures Budg Approp	0.0	
Other Operating Expenditures Excluded from Cost Allocati	0.0	
Risk Management Charges To State Agency	0.0	
Risk Management Deductible - Indemnity	0.0	
Risk Management Deductible - Legal	0.0	
Risk Management Deductible - Medical	0.0	
Risk Management Deductible - Other	0.0	
Gen Liab- Non Physical-Taxable- Self Ins	0.0	
Gross Proceeds Payments To Attorneys	0.0	
General Liability- Non-Taxable- Self Ins	0.0	
Medical Malpractice - Self-Insured	0.0	
Automobile Liability - Self Insured	0.0	
General Property Damage - Self- Insured	0.0	
Automobile Physical Damage-Self Insured	0.0	
Liability Insurance Premiums	0.0	
Property Insurance Premiums	0.0	
Workers Compensation Benefit Payments	0.0	
Self Insurance - Administrative Fees	0.0	
Self Insurance - Premiums	0.0	
Self Insurance - Claim Payments	0.0	
Self Insurance - Pharmacy Claims	0.0	
Premium Tax On Altcs	0.0	
Other Insurance-Related Charges	0.0	
Internal Service Data Processing	0.0	
Internal Service Data Proc- Pc/Lan	0.0	
External Programming-Mainframe/Legacy	0.0	
External Programming- Pc/Lan/Serv/Web	0.0	
External Data Entry	0.0	
Othr External Data Proc-Mainframe/Legacy	0.0	
Othr External Data Proc-Pc/Lan/Serv/Web	0.0	
Pmt for AFIS Development & Usage	0.0	
Internal Service Telecommunications	0.0	
External Telecom Long Distance-In-State	0.0	
External Telecom Long Distance-Out-State	0.0	
Other External Telecommunication Service	0.0	
Electricity	0.0	
Sanitation Waste Disposal	0.0	
Water	0.0	
Gas And Fuel Oil For Buildings	0.0	
Other Utilities	0.0	
Building Rent Charges To State Agencies	0.0	
Priv Lease To Own Bld Rent Chrgs To Agy	0.0	
Cert Of Part Bld Rent Chrgs To Agy	0.0	
Rental Of Land And Buildings	0.0	
Rental Of Computer Equipment	0.0	
Rental Of Other Machinery And Equipment	0.0	

## Program Expenditure Schedule

<b>Agency:</b>	<b>Department of Environmental Quality</b>
<b>Program:</b>	<b>SLI Emissions Control Contractor Payments</b>

	FY 2022 Actual	FY 2023 Expd. Plan
Miscellaneous Rent	0.0	
Interest On Overdue Payments	0.0	
All Other Interest Payments	0.0	
Internal Acct/Budg/Financial Svcs	0.0	
Other Internal Services	0.0	
Repair And Maintenance - Buildings	0.0	
Repair And Maintenance - Vehicles	0.0	
Repair And Maint - Mainframe And Legacy	0.0	
Repair And Maint-Pc/Lan/Serv/Web	0.0	
Repair And Maintenance - Other Equipment	0.0	
Other Repair And Maintenance	0.0	
Software Support And Maintenance	0.0	
Uniforms	0.0	
Inmate Clothing	0.0	
Security Supplies	0.0	
Office Supplies	0.0	
Computer Supplies	0.0	
Housekeeping Supplies	0.0	
Bedding And Bath Supplies	0.0	
Drugs And Medicine Supplies	0.0	
Medical Supplies	0.0	
Dental Supplies	0.0	
Automotive And Transportation Fuels	0.0	
Automotive Lubricants And Supplies	0.0	
Rpr And Maint Supplies-Not Auto Or Build	0.0	
Repair And Maintenance Supplies-Building	0.0	
Other Operating Supplies	0.0	
Publications	0.0	
Aggregate Withheld Or Paid Commissions	0.0	
Lottery Prizes	0.0	
Lottery Distribution Costs	0.0	
Material for Further Processing	0.0	
Other Resale Supplies	0.0	
Loss On Sales Of Capital Assets	0.0	
Loss on Sales of Investments	0.0	
Employee Tuition Reimbursement-Graduate	0.0	
Employee Tuition Reimb Under-Grad/Other	0.0	
Conference Registration-Attendance Fees	0.0	
Other Education And Training Costs	0.0	
Advertising	0.0	
Sponsorships	0.0	
Internal Printing	0.0	
External Printing	0.0	
Photography	0.0	
Postage And Delivery	0.0	
Document shredding and Destruction Services	0.0	
Translation and Sign Language Services	0.0	
Distribution To State Universities	0.0	
Other Intrastate Distributions	0.0	
Awards	0.0	
Entertainment And Promotional Items	0.0	

## Program Expenditure Schedule

<b>Agency:</b>	<b>Department of Environmental Quality</b>
<b>Program:</b>	<b>SLI Emissions Control Contractor Payments</b>

	FY 2022 Actual	FY 2023 Expd. Plan
Dues	0.0	
Books- Subscriptions And Publications	0.0	
Costs For Digital Image Or Microfilm	0.0	
Revolving Fund Advances	0.0	
Credit Card Fees Over Approved Limit	0.0	
Relief Bill Expenditures	0.0	
Surplus Property Distr To State Agencies	0.0	
Security Services	0.0	
Judgments - Damages	0.0	
ICA Payments to Claimants Confidential	0.0	
Jdgmnt-Confidential Restitution To Indiv	0.0	
Judgments - Non-Confidential Restitution	0.0	
Judgments - Punitive And Compensatory	0.0	
Pmts Made to Resolve/Disputes/Avoid Costs of Litigation	0.0	
Pmts For Contracted State Inmate Labor	0.0	
Payments To State Inmates	0.0	
Bad Debt Expense	0.0	
Interview Expense	0.0	
Employee Relocations-Nontaxable	0.0	
Employee Relocations-Taxable	0.0	
Non-Confidential Invest/Legal/Law Enf	0.0	
Conf/Sensitive Invest/Legal/Undercover	0.0	
Fingerprinting, Background Checks, Etc.	0.0	
Other Miscellaneous Operating	0.0	
<b>Expenditure Category Total</b>	<b>0.0</b>	<b>0.0</b>

		0.0
Current Year Expenditures		
Capital Equipment Budget And Approp	0.0	
Vehicles Capital Purchase	0.0	
Vehicles Capital Leases	0.0	
Furniture Capital Purchase	0.0	
Depreciable Works Of Art & Hist Treas/Coll Capital Purcha	0.0	
Non Depr Works Of Art & Hist Treas/Coll Cap Purchase	0.0	
Furniture Capital Leases	0.0	
Computer Equipment Capital Purchase	0.0	
Computer Equipment Capital Lease	0.0	
Telecommunication Equip-Capital Purchase	0.0	
Telecommunication Equip-Capital Lease	0.0	
Other Equipment Capital Purchase	0.0	
Other Equipment Capital Leases	0.0	
Purchased Or Licensed Software-Website	0.0	
Internally Generated Software-Website	0.0	
Development in Progress	0.0	
Right-Of-Way/Easement/Extraction Rights	0.0	
Oth Int Assets purchased, licensed or internally generate	0.0	
Other intangible assets acquired by capital lease	0.0	
Other Capital Asset Purchases	0.0	
Leasehold Improvement-Capital Purchase	0.0	
Other Capital Asset Leases	0.0	
Non-Capital Equip Budget And Approp	0.0	

## Program Expenditure Schedule

<b>Agency:</b>	<b>Department of Environmental Quality</b>
<b>Program:</b>	<b>SLI Emissions Control Contractor Payments</b>

	FY 2022 Actual	FY 2023 Expd. Plan
Vehicles Non-Capital Purchase	0.0	
Vehicles Non-Capital Leases	0.0	
Furniture Non-Capital Purchase	0.0	
Works Of Art And Hist Treas-Non Capital	0.0	
Furniture Non-Capital Leases	0.0	
Computer Equipment Non-Capital Purchase	0.0	
Computer Equipment Non-Capital Lease	0.0	
Telecomm Equip Non-Capital Purchase	0.0	
Telecomm Equip Non-Capital Leases	0.0	
Other Equipment Non-Capital Purchase	0.0	
Weapons Non-Capital Purchase	0.0	
Other Equipment Non-Capital Lease	0.0	
Purchased Or Licensed Software/Website	0.0	
Internally Generated Software/Website	0.0	
LICENSES AND PERMITS	0.0	
Right-Of-Way/Easement/Extraction Exp	0.0	
Other Intangible Assets - Purchased, Licensed or Internall	0.0	
Noncapital Software/Web By Capital Lease	0.0	
Other Intangible Assets Acquired by Capital Lease	0.0	
Other Long Lived Tangible Assets to be Expenses	0.0	
Non-Capital Equipment Excluded from Cost Allocation	0.0	
<b>Expenditure Category Total</b>	<b>0.0</b>	<b>0.0</b>
<hr/>		
Capital Outlay	0.0	0.0
<b>Expenditure Category Total</b>	<b>0.0</b>	<b>0.0</b>
<hr/>		
Debt Service	0.0	0.0
<b>Expenditure Category Total</b>	<b>0.0</b>	<b>0.0</b>
<hr/>		
Cost Allocation	0.0	0.0
<b>Expenditure Category Total</b>	<b>0.0</b>	<b>0.0</b>
<hr/>		
Transfers	0.0	0.0
<b>Expenditure Category Total</b>	<b>0.0</b>	<b>0.0</b>
<hr/>		

## Program Summary of Expenditures and Budget Request

<b>Agency:</b>	Department of Environmental Quality
<b>Program:</b>	Waste Programs

	FY 2022 Actual	FY 2023 Expd. Plan	FY 2024 Fund. Issue	FY 2024 Total Request
<b>Program Summary</b>				
3-1 Solid Waste	2,803.9	4,290.5	699.2	4,989.7
3-2 Hazardous Waste	2,508.5	2,689.3	549.9	3,239.2
3-3 Emergency Response	853.8	2,039.2	0.0	2,039.2
3-4 UST and Leaking UST	28,761.6	41,932.0	0.0	41,932.0
3-5 WQARF	6,547.0	21,745.5	0.0	21,745.5
3-6 Voluntary Remediation	815.1	1,034.7	0.0	1,034.7
3-7 Brownfields	643.1	596.4	0.0	596.4
3-8 Federal Projects	1,390.2	3,954.2	0.0	3,954.2
3-9 SLI WQARF Priority Site Remediation	9,045.3	10,460.0	0.0	10,460.0
<b>Program Summary Total:</b>	53,368.5	88,741.8	1,249.1	89,990.9

<b>Expenditure Categories</b>				
0000 FTE Positions	145.3	136.6	6.0	142.6
6000 Personal Services	8,310.6	10,316.0	439.6	10,755.6
6100 Employee Related Expenses	2,985.1	3,822.8	171.7	3,994.5
6200 Professional and Outside Services	19,500.3	26,669.3	310.2	26,979.5
6500 Travel In-State	139.1	169.8	52.5	222.3
6600 Travel Out of State	6.5	42.1	0.0	42.1
6700 Food	0.0	0.0	0.0	0.0
6800 Aid to Organizations and Individuals	14,901.4	25,282.6	0.0	25,282.6
7000 Other Operating Expenses	802.9	852.3	0.0	852.3
8000 Equipment	751.8	15.8	0.0	15.8
8100 Capital Outlay	0.0	0.0	0.0	0.0
8600 Debt Service	0.0	0.0	0.0	0.0
9000 Cost Allocation	5,082.7	6,318.0	275.1	6,593.1
9100 Transfers	888.1	15,253.1	0.0	15,253.1
<b>Expenditure Categories Total:</b>	53,368.5	88,741.8	1,249.1	89,990.9

<b>Fund Source</b>				
<b>Appropriated Funds</b>				
AA1000-A General Fund (Appropriated)	0.0	15,000.0	0.0	15,000.0
EV2178-A Hazardous Waste Management Fund (Appropriat	1,363.5	1,246.1	549.9	1,796.0
EV2226-A Air Quality Fund (Appropriated)	76.0	159.9	0.0	159.9
EV2289-A Recycling Fund (Appropriated)	1,290.8	2,283.2	130.1	2,413.3
EV2328-A Permit Administration Fund (Appropriated)	62.6	90.8	0.0	90.8
EV3031-A Emergency Response Fund (Appropriated)	87.6	528.3	0.0	528.3



## Program Summary of Expenditures and Budget Request

<b>Agency:</b>	Department of Environmental Quality
<b>Program:</b>	Waste Programs

	FY 2022 Actual	FY 2023 Expd. Plan	FY 2024 Fund. Issue	FY 2024 Total Request
EV3110-A Solid Waste Fee Fund (Appropriated)	1,455.5	2,003.4	569.1	2,572.5
EV4100-A Water Quality Fee Fund (Appropriated)	6.7	79.3	0.0	79.3
EV9000-A Indirect Cost Recovery Fund (Appropriated)	0.0	54.4	0.0	54.4
	4,342.7	21,445.4	1,249.1	22,694.5
<b>Non-Appropriated Funds</b>				
EV2000-N Federal Grants Fund (Non-Appropriated)	4,891.4	8,060.9	0.0	8,060.9
EV2221-N Water Quality Assurance Revolving Fund (Non-Appropriated)	14,389.3	16,137.6	0.0	16,137.6
EV2271-N Underground Storage Tank Revolving (Non-Appropriated)	27,434.2	40,769.8	0.0	40,769.8
EV2500-N IGA and ISA Fund (Non-Appropriated)	1,684.0	1,675.1	0.0	1,675.1
EV2563-N Institutional & Engineering Control Fund (Non-Appropriated)	28.0	37.4	0.0	37.4
EV2564-N Voluntary Remediation Fund (Non-Appropriated)	598.9	615.4	0.0	615.4
EV3006-N Specific Site Judgment Fund (Non-Appropriated)	0.0	0.2	0.0	0.2
	49,025.8	67,296.4	0.0	67,296.4
<b>Fund Source Total:</b>	53,368.5	88,741.8	1,249.1	89,990.9

## Program Group Summary of Expenditures and Budget Request for Selected Funds

<b>Agency:</b>	Department of Environmental Quality
<b>Program:</b>	Waste Programs

	FY 2022 Actual	FY 2023 Expd. Plan	FY 2024 Fund. Issue	FY 2024 Total Request
--	-------------------	-----------------------	------------------------	--------------------------

<b>Fund:</b>	AA1000-A General Fund (Appropriated)
--------------	--------------------------------------

### Program Expenditures

COST CENTER/PROGRAM BUDGET UNIT					
3-5	WQARF	0.0	15,000.0	0.0	15,000.0
	Total	0.0	15,000.0	0.0	15,000.0

### Appropriated Funding

#### Expenditure Categories

Personal Services	0.0	0.0	0.0	0.0
Employee Related Expenses	0.0	0.0	0.0	0.0
Professional and Outside Services	0.0	0.0	0.0	0.0
Travel In-State	0.0	0.0	0.0	0.0
Travel Out of State	0.0	0.0	0.0	0.0
Food	0.0	0.0	0.0	0.0
Aid to Organizations and Individuals	0.0	0.0	0.0	0.0
Other Operating Expenses	0.0	0.0	0.0	0.0
Equipment	0.0	0.0	0.0	0.0
Capital Outlay	0.0	0.0	0.0	0.0
Debt Service	0.0	0.0	0.0	0.0
Cost Allocation	0.0	0.0	0.0	0.0
Transfers	0.0	15,000.0	0.0	15,000.0
<b>Expenditure Categories Total:</b>	0.0	15,000.0	0.0	15,000.0
<b>Fund AA1000-A Total:</b>	0.0	15,000.0	0.0	15,000.0

## Program Group Summary of Expenditures and Budget Request for Selected Funds

<b>Agency:</b>	Department of Environmental Quality
<b>Program:</b>	Waste Programs

	FY 2022 Actual	FY 2023 Expd. Plan	FY 2024 Fund. Issue	FY 2024 Total Request
--	-------------------	-----------------------	------------------------	--------------------------

<b>Fund:</b>	EV2000-N Federal Grants Fund (Non-Appropriated)
--------------	---

### Program Expenditures

#### COST CENTER/PROGRAM BUDGET UNIT

3-1	Solid Waste	9.6	3.9	0.0	3.9
3-2	Hazardous Waste	1,142.0	1,062.5	0.0	1,062.5
3-3	Emergency Response	200.8	407.0	0.0	407.0
3-4	UST and Leaking UST	1,488.1	1,903.1	0.0	1,903.1
3-6	Voluntary Remediation	188.2	381.9	0.0	381.9
3-7	Brownfields	643.1	596.4	0.0	596.4
3-8	Federal Projects	1,219.6	3,706.1	0.0	3,706.1
	Total	4,891.4	8,060.9	0.0	8,060.9

### Non-Appropriated Funding

#### Expenditure Categories

FTE Positions	24.0	20.7	0.0	20.7
Personal Services	1,562.1	2,154.5	0.0	2,154.5
Employee Related Expenses	561.5	898.0	0.0	898.0
Professional and Outside Services	1,482.8	3,323.1	0.0	3,323.1
Travel In-State	9.6	26.3	0.0	26.3
Travel Out of State	3.7	26.1	0.0	26.1
Food	0.0	0.0	0.0	0.0
Aid to Organizations and Individuals	231.1	149.8	0.0	149.8
Other Operating Expenses	12.5	17.9	0.0	17.9
Equipment	3.2	0.6	0.0	0.6
Capital Outlay	0.0	0.0	0.0	0.0
Debt Service	0.0	0.0	0.0	0.0
Cost Allocation	955.6	1,353.5	0.0	1,353.5
Transfers	69.3	111.1	0.0	111.1

<b>Expenditure Categories Total:</b>	4,891.4	8,060.9	0.0	8,060.9
--------------------------------------	---------	---------	-----	---------

<b>Fund EV2000-N Total:</b>	4,891.4	8,060.9	0.0	8,060.9
-----------------------------	---------	---------	-----	---------

## Program Group Summary of Expenditures and Budget Request for Selected Funds

<b>Agency:</b>	Department of Environmental Quality
<b>Program:</b>	Waste Programs

	FY 2022 Actual	FY 2023 Expd. Plan	FY 2024 Fund. Issue	FY 2024 Total Request
--	-------------------	-----------------------	------------------------	--------------------------

<b>Fund:</b>	EV2178-A Hazardous Waste Management Fund (Appropriated)
--------------	---

### Program Expenditures

COST CENTER/PROGRAM BUDGET UNIT					
3-2	Hazardous Waste	1,295.9	1,171.8	549.9	1,721.7
3-3	Emergency Response	67.6	74.3	0.0	74.3
	Total	1,363.5	1,246.1	549.9	1,796.0

### Appropriated Funding

#### Expenditure Categories

FTE Positions		11.3	6.4	2.0	8.4
Personal Services		512.0	520.8	161.3	682.1
Employee Related Expenses		194.7	201.2	63.1	264.3
Professional and Outside Services		156.3	279.4	203.4	482.8
Travel In-State		14.7	21.0	21.0	42.0
Travel Out of State		0.0	5.0	0.0	5.0
Food		0.0	0.0	0.0	0.0
Aid to Organizations and Individuals		0.0	0.0	0.0	0.0
Other Operating Expenses		93.3	38.8	0.0	38.8
Equipment		0.0	0.0	0.0	0.0
Capital Outlay		0.0	0.0	0.0	0.0
Debt Service		0.0	0.0	0.0	0.0
Cost Allocation		317.9	179.9	101.1	281.0
Transfers		74.6	0.0	0.0	0.0
<b>Expenditure Categories Total:</b>		1,363.5	1,246.1	549.9	1,796.0
<b>Fund EV2178-A Total:</b>		1,363.5	1,246.1	549.9	1,796.0

## Program Group Summary of Expenditures and Budget Request for Selected Funds

<b>Agency:</b>	Department of Environmental Quality
<b>Program:</b>	Waste Programs

	FY 2022 Actual	FY 2023 Expd. Plan	FY 2024 Fund. Issue	FY 2024 Total Request
--	-------------------	-----------------------	------------------------	--------------------------

<b>Fund:</b>	EV2221-N Water Quality Assurance Revolving Fund (Non-Appropriated)
--------------	--

### Program Expenditures

COST CENTER/PROGRAM BUDGET UNIT					
3-3	Emergency Response	310.4	359.3	0.0	359.3
3-5	WQARF	4,863.0	5,070.2	0.0	5,070.2
3-8	Federal Projects	170.6	248.1	0.0	248.1
3-9	SLI WQARF Priority Site Remediation	9,045.3	10,460.0	0.0	10,460.0
	Total	14,389.3	16,137.6	0.0	16,137.6

### Non-Appropriated Funding

#### Expenditure Categories

FTE Positions		39.7	38.5	0.0	38.5
Personal Services		2,110.3	2,174.2	0.0	2,174.2
Employee Related Expenses		746.9	765.3	0.0	765.3
Professional and Outside Services		9,665.7	11,646.2	0.0	11,646.2
Travel In-State		36.4	6.5	0.0	6.5
Travel Out of State		1.8	5.0	0.0	5.0
Food		0.0	0.0	0.0	0.0
Aid to Organizations and Individuals		0.0	0.0	0.0	0.0
Other Operating Expenses		223.3	74.4	0.0	74.4
Equipment		179.3	3.2	0.0	3.2
Capital Outlay		0.0	0.0	0.0	0.0
Debt Service		0.0	0.0	0.0	0.0
Cost Allocation		1,285.6	1,322.8	0.0	1,322.8
Transfers		140.0	140.0	0.0	140.0

<b>Expenditure Categories Total:</b>	14,389.3	16,137.6	0.0	16,137.6
--------------------------------------	----------	----------	-----	----------

<b>Fund EV2221-N Total:</b>	14,389.3	16,137.6	0.0	16,137.6
-----------------------------	----------	----------	-----	----------

## Program Group Summary of Expenditures and Budget Request for Selected Funds

<b>Agency:</b>	Department of Environmental Quality
<b>Program:</b>	Waste Programs

	FY 2022 Actual	FY 2023 Expd. Plan	FY 2024 Fund. Issue	FY 2024 Total Request
--	-------------------	-----------------------	------------------------	--------------------------

<b>Fund:</b>	EV2226-A Air Quality Fund (Appropriated)
--------------	--

### Program Expenditures

COST CENTER/PROGRAM BUDGET UNIT					
3-3	Emergency Response	76.0	159.9	0.0	159.9
	Total	76.0	159.9	0.0	159.9

### Appropriated Funding

#### Expenditure Categories

	FTE Positions	0.8	1.2	0.0	1.2
	Personal Services	40.0	91.2	0.0	91.2
	Employee Related Expenses	9.2	19.1	0.0	19.1
	Professional and Outside Services	0.0	0.0	0.0	0.0
	Travel In-State	0.0	0.0	0.0	0.0
	Travel Out of State	0.0	0.0	0.0	0.0
	Food	0.0	0.0	0.0	0.0
	Aid to Organizations and Individuals	0.0	0.0	0.0	0.0
	Other Operating Expenses	4.7	0.0	0.0	0.0
	Equipment	0.0	0.0	0.0	0.0
	Capital Outlay	0.0	0.0	0.0	0.0
	Debt Service	0.0	0.0	0.0	0.0
	Cost Allocation	22.1	49.6	0.0	49.6
	Transfers	0.0	0.0	0.0	0.0
<b>Expenditure Categories Total:</b>		76.0	159.9	0.0	159.9
<b>Fund EV2226-A Total:</b>		76.0	159.9	0.0	159.9

## Program Group Summary of Expenditures and Budget Request for Selected Funds

<b>Agency:</b>	Department of Environmental Quality
<b>Program:</b>	Waste Programs

	FY 2022 Actual	FY 2023 Expd. Plan	FY 2024 Fund. Issue	FY 2024 Total Request
--	-------------------	-----------------------	------------------------	--------------------------

<b>Fund:</b>	EV2271-N Underground Storage Tank Revolving (Non-Appropriated)
--------------	--

### Program Expenditures

COST CENTER/PROGRAM BUDGET UNIT					
3-1	Solid Waste	48.0	0.0	0.0	0.0
3-2	Hazardous Waste	70.6	455.0	0.0	455.0
3-3	Emergency Response	42.1	285.9	0.0	285.9
3-4	UST and Leaking UST	27,273.5	40,028.9	0.0	40,028.9
Total		27,434.2	40,769.8	0.0	40,769.8

### Non-Appropriated Funding

#### Expenditure Categories

FTE Positions		47.2	46.8	0.0	46.8
Personal Services		2,859.0	3,584.3	0.0	3,584.3
Employee Related Expenses		1,019.5	1,262.3	0.0	1,262.3
Professional and Outside Services		6,811.9	9,011.9	0.0	9,011.9
Travel In-State		47.9	84.5	0.0	84.5
Travel Out of State		0.6	1.0	0.0	1.0
Food		0.0	0.0	0.0	0.0
Aid to Organizations and Individuals		14,582.7	24,000.0	0.0	24,000.0
Other Operating Expenses		353.8	485.9	0.0	485.9
Equipment		13.3	12.0	0.0	12.0
Capital Outlay		0.0	0.0	0.0	0.0
Debt Service		0.0	0.0	0.0	0.0
Cost Allocation		1,745.3	2,325.9	0.0	2,325.9
Transfers		0.2	2.0	0.0	2.0

<b>Expenditure Categories Total:</b>	27,434.2	40,769.8	0.0	40,769.8
--------------------------------------	----------	----------	-----	----------

<b>Fund EV2271-N Total:</b>	27,434.2	40,769.8	0.0	40,769.8
-----------------------------	----------	----------	-----	----------

## Program Group Summary of Expenditures and Budget Request for Selected Funds

<b>Agency:</b>	Department of Environmental Quality
<b>Program:</b>	Waste Programs

	FY 2022 Actual	FY 2023 Expd. Plan	FY 2024 Fund. Issue	FY 2024 Total Request
--	-------------------	-----------------------	------------------------	--------------------------

<b>Fund:</b>	EV2289-A Recycling Fund (Appropriated)
--------------	--

### Program Expenditures

COST CENTER/PROGRAM BUDGET UNIT					
3-1	Solid Waste	1,290.8	2,283.2	130.1	2,413.3
	Total	1,290.8	2,283.2	130.1	2,413.3

### Appropriated Funding

#### Expenditure Categories

	FTE Positions	10.7	6.9	1.0	7.9
	Personal Services	576.3	613.0	64.6	677.6
	Employee Related Expenses	225.1	240.5	25.2	265.7
	Professional and Outside Services	31.7	34.8	0.0	34.8
	Travel In-State	0.0	0.0	0.0	0.0
	Travel Out of State	0.4	0.0	0.0	0.0
	Food	0.0	0.0	0.0	0.0
	Aid to Organizations and Individuals	0.0	1,000.0	0.0	1,000.0
	Other Operating Expenses	96.7	10.7	0.0	10.7
	Equipment	0.0	0.0	0.0	0.0
	Capital Outlay	0.0	0.0	0.0	0.0
	Debt Service	0.0	0.0	0.0	0.0
	Cost Allocation	360.6	384.2	40.3	424.5
	Transfers	0.0	0.0	0.0	0.0
<b>Expenditure Categories Total:</b>		1,290.8	2,283.2	130.1	2,413.3
<b>Fund EV2289-A Total:</b>		1,290.8	2,283.2	130.1	2,413.3



## Program Group Summary of Expenditures and Budget Request for Selected Funds

<b>Agency:</b>	Department of Environmental Quality
<b>Program:</b>	Waste Programs

	FY 2022 Actual	FY 2023 Expd. Plan	FY 2024 Fund. Issue	FY 2024 Total Request
--	-------------------	-----------------------	------------------------	--------------------------

<b>Fund:</b>	EV2328-A Permit Administration Fund (Appropriated)
--------------	--

### Program Expenditures

COST CENTER/PROGRAM BUDGET UNIT					
3-3	Emergency Response	62.6	90.8	0.0	90.8
	Total	62.6	90.8	0.0	90.8

### Appropriated Funding

#### Expenditure Categories

	FTE Positions	0.6	0.6	0.0	0.6
	Personal Services	33.6	50.9	0.0	50.9
	Employee Related Expenses	8.1	11.7	0.0	11.7
	Professional and Outside Services	0.0	0.0	0.0	0.0
	Travel In-State	0.0	0.0	0.0	0.0
	Travel Out of State	0.0	0.0	0.0	0.0
	Food	0.0	0.0	0.0	0.0
	Aid to Organizations and Individuals	0.0	0.0	0.0	0.0
	Other Operating Expenses	2.2	0.0	0.0	0.0
	Equipment	0.0	0.0	0.0	0.0
	Capital Outlay	0.0	0.0	0.0	0.0
	Debt Service	0.0	0.0	0.0	0.0
	Cost Allocation	18.7	28.2	0.0	28.2
	Transfers	0.0	0.0	0.0	0.0
<b>Expenditure Categories Total:</b>		62.6	90.8	0.0	90.8
<b>Fund EV2328-A Total:</b>		62.6	90.8	0.0	90.8

## Program Group Summary of Expenditures and Budget Request for Selected Funds

<b>Agency:</b>	Department of Environmental Quality
<b>Program:</b>	Waste Programs

	FY 2022 Actual	FY 2023 Expd. Plan	FY 2024 Fund. Issue	FY 2024 Total Request
--	-------------------	-----------------------	------------------------	--------------------------

<b>Fund:</b>	EV2500-N IGA and ISA Fund (Non-Appropriated)
--------------	--

### Program Expenditures

COST CENTER/PROGRAM BUDGET UNIT					
3-5	WQARF	1,684.0	1,675.1	0.0	1,675.1
	Total	1,684.0	1,675.1	0.0	1,675.1

### Non-Appropriated Funding

#### Expenditure Categories

Personal Services	0.0	0.0	0.0	0.0
Employee Related Expenses	0.0	0.0	0.0	0.0
Professional and Outside Services	1,128.0	1,675.1	0.0	1,675.1
Travel In-State	0.0	0.0	0.0	0.0
Travel Out of State	0.0	0.0	0.0	0.0
Food	0.0	0.0	0.0	0.0
Aid to Organizations and Individuals	0.0	0.0	0.0	0.0
Other Operating Expenses	0.0	0.0	0.0	0.0
Equipment	556.0	0.0	0.0	0.0
Capital Outlay	0.0	0.0	0.0	0.0
Debt Service	0.0	0.0	0.0	0.0
Cost Allocation	0.0	0.0	0.0	0.0
Transfers	0.0	0.0	0.0	0.0
<b>Expenditure Categories Total:</b>	<b>1,684.0</b>	<b>1,675.1</b>	<b>0.0</b>	<b>1,675.1</b>
<b>Fund EV2500-N Total:</b>	<b>1,684.0</b>	<b>1,675.1</b>	<b>0.0</b>	<b>1,675.1</b>

## Program Group Summary of Expenditures and Budget Request for Selected Funds

<b>Agency:</b>	Department of Environmental Quality
<b>Program:</b>	Waste Programs

	FY 2022 Actual	FY 2023 Expd. Plan	FY 2024 Fund. Issue	FY 2024 Total Request
--	-------------------	-----------------------	------------------------	--------------------------

<b>Fund:</b>	EV2563-N Institutional & Engineering Control Fund (Non-Appropriated)
--------------	--

### Program Expenditures

COST CENTER/PROGRAM BUDGET UNIT					
3-6	Voluntary Remediation	28.0	37.4	0.0	37.4
	Total	28.0	37.4	0.0	37.4

### Non-Appropriated Funding

#### Expenditure Categories

	FTE Positions	0.2	0.2	0.0	0.2
	Personal Services	14.0	18.7	0.0	18.7
	Employee Related Expenses	5.3	7.1	0.0	7.1
	Professional and Outside Services	0.0	0.0	0.0	0.0
	Travel In-State	0.0	0.0	0.0	0.0
	Travel Out of State	0.0	0.0	0.0	0.0
	Food	0.0	0.0	0.0	0.0
	Aid to Organizations and Individuals	0.0	0.0	0.0	0.0
	Other Operating Expenses	0.0	0.0	0.0	0.0
	Equipment	0.0	0.0	0.0	0.0
	Capital Outlay	0.0	0.0	0.0	0.0
	Debt Service	0.0	0.0	0.0	0.0
	Cost Allocation	8.7	11.6	0.0	11.6
	Transfers	0.0	0.0	0.0	0.0
<b>Expenditure Categories Total:</b>		28.0	37.4	0.0	37.4
<b>Fund EV2563-N Total:</b>		28.0	37.4	0.0	37.4

## Program Group Summary of Expenditures and Budget Request for Selected Funds

<b>Agency:</b>	Department of Environmental Quality
<b>Program:</b>	Waste Programs

	FY 2022 Actual	FY 2023 Expd. Plan	FY 2024 Fund. Issue	FY 2024 Total Request
--	-------------------	-----------------------	------------------------	--------------------------

<b>Fund:</b>	EV2564-N Voluntary Remediation Fund (Non-Appropriated)
--------------	--

### Program Expenditures

COST CENTER/PROGRAM BUDGET UNIT					
3-6	Voluntary Remediation	598.9	615.4	0.0	615.4
	Total	598.9	615.4	0.0	615.4

### Non-Appropriated Funding

#### Expenditure Categories

	FTE Positions	2.3	3.1	0.0	3.1
	Personal Services	230.2	278.7	0.0	278.7
	Employee Related Expenses	79.3	94.0	0.0	94.0
	Professional and Outside Services	149.4	75.0	0.0	75.0
	Travel In-State	0.7	0.0	0.0	0.0
	Travel Out of State	0.0	0.0	0.0	0.0
	Food	0.0	0.0	0.0	0.0
	Aid to Organizations and Individuals	0.0	0.0	0.0	0.0
	Other Operating Expenses	0.0	0.0	0.0	0.0
	Equipment	0.0	0.0	0.0	0.0
	Capital Outlay	0.0	0.0	0.0	0.0
	Debt Service	0.0	0.0	0.0	0.0
	Cost Allocation	139.3	167.7	0.0	167.7
	Transfers	0.0	0.0	0.0	0.0
<b>Expenditure Categories Total:</b>		598.9	615.4	0.0	615.4
<b>Fund EV2564-N Total:</b>		598.9	615.4	0.0	615.4

## Program Group Summary of Expenditures and Budget Request for Selected Funds

<b>Agency:</b>	Department of Environmental Quality
<b>Program:</b>	Waste Programs

	FY 2022 Actual	FY 2023 Expd. Plan	FY 2024 Fund. Issue	FY 2024 Total Request
--	-------------------	-----------------------	------------------------	--------------------------

<b>Fund:</b>	EV3006-N Specific Site Judgment Fund (Non-Appropriated)
--------------	---

### Program Expenditures

COST CENTER/PROGRAM BUDGET UNIT					
3-5	WQARF	0.0	0.2	0.0	0.2
	Total	0.0	0.2	0.0	0.2

### Non-Appropriated Funding

#### Expenditure Categories

	0.0	0.0	0.0	0.0
Personal Services	0.0	0.0	0.0	0.0
Employee Related Expenses	0.0	0.2	0.0	0.2
Professional and Outside Services	0.0	0.0	0.0	0.0
Travel In-State	0.0	0.0	0.0	0.0
Travel Out of State	0.0	0.0	0.0	0.0
Food	0.0	0.0	0.0	0.0
Aid to Organizations and Individuals	0.0	0.0	0.0	0.0
Other Operating Expenses	0.0	0.0	0.0	0.0
Equipment	0.0	0.0	0.0	0.0
Capital Outlay	0.0	0.0	0.0	0.0
Debt Service	0.0	0.0	0.0	0.0
Cost Allocation	0.0	0.0	0.0	0.0
Transfers	0.0	0.0	0.0	0.0
<b>Expenditure Categories Total:</b>	<b>0.0</b>	<b>0.2</b>	<b>0.0</b>	<b>0.2</b>
<b>Fund EV3006-N Total:</b>	<b>0.0</b>	<b>0.2</b>	<b>0.0</b>	<b>0.2</b>

## Program Group Summary of Expenditures and Budget Request for Selected Funds

<b>Agency:</b>	Department of Environmental Quality
<b>Program:</b>	Waste Programs

	FY 2022 Actual	FY 2023 Expd. Plan	FY 2024 Fund. Issue	FY 2024 Total Request
--	-------------------	-----------------------	------------------------	--------------------------

<b>Fund:</b>	EV3031-A Emergency Response Fund (Appropriated)
--------------	---

### Program Expenditures

COST CENTER/PROGRAM BUDGET UNIT					
3-3	Emergency Response	87.6	528.3	0.0	528.3
	Total	87.6	528.3	0.0	528.3

### Appropriated Funding

#### Expenditure Categories

Personal Services	0.0	0.0	0.0	0.0
Employee Related Expenses	0.0	0.0	0.0	0.0
Professional and Outside Services	0.0	395.5	0.0	395.5
Travel In-State	0.0	0.0	0.0	0.0
Travel Out of State	0.0	0.0	0.0	0.0
Food	0.0	0.0	0.0	0.0
Aid to Organizations and Individuals	87.6	132.8	0.0	132.8
Other Operating Expenses	0.0	0.0	0.0	0.0
Equipment	0.0	0.0	0.0	0.0
Capital Outlay	0.0	0.0	0.0	0.0
Debt Service	0.0	0.0	0.0	0.0
Cost Allocation	0.0	0.0	0.0	0.0
Transfers	0.0	0.0	0.0	0.0
<b>Expenditure Categories Total:</b>	<b>87.6</b>	<b>528.3</b>	<b>0.0</b>	<b>528.3</b>
<b>Fund EV3031-A Total:</b>	<b>87.6</b>	<b>528.3</b>	<b>0.0</b>	<b>528.3</b>

## Program Group Summary of Expenditures and Budget Request for Selected Funds

<b>Agency:</b>	Department of Environmental Quality
<b>Program:</b>	Waste Programs

	FY 2022 Actual	FY 2023 Expd. Plan	FY 2024 Fund. Issue	FY 2024 Total Request
--	-------------------	-----------------------	------------------------	--------------------------

<b>Fund:</b>	EV3110-A Solid Waste Fee Fund (Appropriated)
--------------	--

### Program Expenditures

COST CENTER/PROGRAM BUDGET UNIT					
3-1	Solid Waste	1,455.5	2,003.4	569.1	2,572.5
3-3	Emergency Response	0.0	0.0	0.0	0.0
	Total	1,455.5	2,003.4	569.1	2,572.5

### Appropriated Funding

#### Expenditure Categories

FTE Positions		8.4	11.4	3.0	14.4
Personal Services		370.6	751.2	213.7	964.9
Employee Related Expenses		135.0	293.0	83.4	376.4
Professional and Outside Services		74.5	228.1	106.8	334.9
Travel In-State		29.8	31.5	31.5	63.0
Travel Out of State		0.0	5.0	0.0	5.0
Food		0.0	0.0	0.0	0.0
Aid to Organizations and Individuals		0.0	0.0	0.0	0.0
Other Operating Expenses		14.1	224.6	0.0	224.6
Equipment		0.0	0.0	0.0	0.0
Capital Outlay		0.0	0.0	0.0	0.0
Debt Service		0.0	0.0	0.0	0.0
Cost Allocation		227.5	470.0	133.7	603.7
Transfers		604.0	0.0	0.0	0.0
<b>Expenditure Categories Total:</b>		1,455.5	2,003.4	569.1	2,572.5
<b>Fund EV3110-A Total:</b>		1,455.5	2,003.4	569.1	2,572.5

## Program Group Summary of Expenditures and Budget Request for Selected Funds

<b>Agency:</b>	Department of Environmental Quality
<b>Program:</b>	Waste Programs

	FY 2022 Actual	FY 2023 Expd. Plan	FY 2024 Fund. Issue	FY 2024 Total Request
--	-------------------	-----------------------	------------------------	--------------------------

<b>Fund:</b>	EV4100-A Water Quality Fee Fund (Appropriated)
--------------	--

### Program Expenditures

COST CENTER/PROGRAM BUDGET UNIT					
3-3	Emergency Response	6.7	79.3	0.0	79.3
	Total	6.7	79.3	0.0	79.3

### Appropriated Funding

#### Expenditure Categories

	FTE Positions	0.1	0.5	0.0	0.5
	Personal Services	2.5	39.4	0.0	39.4
	Employee Related Expenses	0.5	15.3	0.0	15.3
	Professional and Outside Services	0.0	0.0	0.0	0.0
	Travel In-State	0.0	0.0	0.0	0.0
	Travel Out of State	0.0	0.0	0.0	0.0
	Food	0.0	0.0	0.0	0.0
	Aid to Organizations and Individuals	0.0	0.0	0.0	0.0
	Other Operating Expenses	2.3	0.0	0.0	0.0
	Equipment	0.0	0.0	0.0	0.0
	Capital Outlay	0.0	0.0	0.0	0.0
	Debt Service	0.0	0.0	0.0	0.0
	Cost Allocation	1.4	24.6	0.0	24.6
	Transfers	0.0	0.0	0.0	0.0
<b>Expenditure Categories Total:</b>		6.7	79.3	0.0	79.3
<b>Fund EV4100-A Total:</b>		6.7	79.3	0.0	79.3



## Program Group Summary of Expenditures and Budget Request for Selected Funds

<b>Agency:</b>	Department of Environmental Quality
<b>Program:</b>	Waste Programs

	FY 2022 Actual	FY 2023 Expd. Plan	FY 2024 Fund. Issue	FY 2024 Total Request
--	-------------------	-----------------------	------------------------	--------------------------

<b>Fund:</b>	EV9000-A Indirect Cost Recovery Fund (Appropriated)
--------------	---

### Program Expenditures

COST CENTER/PROGRAM BUDGET UNIT					
3-3	Emergency Response	0.0	54.4	0.0	54.4
	Total	0.0	54.4	0.0	54.4

### Appropriated Funding

#### Expenditure Categories

	FTE Positions	0.0	0.3	0.0	0.3
	Personal Services	0.0	39.1	0.0	39.1
	Employee Related Expenses	0.0	15.3	0.0	15.3
	Professional and Outside Services	0.0	0.0	0.0	0.0
	Travel In-State	0.0	0.0	0.0	0.0
	Travel Out of State	0.0	0.0	0.0	0.0
	Food	0.0	0.0	0.0	0.0
	Aid to Organizations and Individuals	0.0	0.0	0.0	0.0
	Other Operating Expenses	0.0	0.0	0.0	0.0
	Equipment	0.0	0.0	0.0	0.0
	Capital Outlay	0.0	0.0	0.0	0.0
	Debt Service	0.0	0.0	0.0	0.0
	Cost Allocation	0.0	0.0	0.0	0.0
	Transfers	0.0	0.0	0.0	0.0
<b>Expenditure Categories Total:</b>		<b>0.0</b>	<b>54.4</b>	<b>0.0</b>	<b>54.4</b>
<b>Fund EV9000-A Total:</b>		<b>0.0</b>	<b>54.4</b>	<b>0.0</b>	<b>54.4</b>
<b>Program 3 Total:</b>		<b>53,368.5</b>	<b>88,741.8</b>	<b>1,249.1</b>	<b>89,990.9</b>

## Program Budget Unit Summary of Expenditures and Budget Request for All Funds

<b>Agency:</b>	Department of Environmental Quality
<b>Program:</b>	Solid Waste

Expenditure Categories	FY 2022 Actual	FY 2023 Expd. Plan	FY 2024 Fund. Issue	FY 2024 Total Request
0000 FTE	18.9	18.4	4.0	22.4
6000 Personal Services	951.5	1,366.1	278.3	1,644.4
6100 Employee Related Expenses	362.1	534.3	108.6	642.9
6200 Professional and Outside Services	106.2	262.9	106.8	369.7
6500 Travel In-State	29.8	31.5	31.5	63.0
6600 Travel Out of State	0.4	5.0	0.0	5.0
6700 Food	0.0	0.0	0.0	0.0
6800 Aid to Organizations and Individuals	0.0	1,000.0	0.0	1,000.0
7000 Other Operating Expenses	158.8	235.3	0.0	235.3
8000 Equipment	0.0	0.0	0.0	0.0
8100 Capital Outlay	0.0	0.0	0.0	0.0
8600 Debt Service	0.0	0.0	0.0	0.0
9000 Cost Allocation	591.1	855.4	174.0	1,029.4
9100 Transfers	604.0	0.0	0.0	0.0
<b>Expenditure Categories Total:</b>				
	2,803.9	4,290.5	699.2	4,989.7
<b>Fund Source</b>				
<b>Appropriated Funds</b>				
EV2289-A Recycling Fund (Appropriated)	1,290.8	2,283.2	130.1	2,413.3
EV3110-A Solid Waste Fee Fund (Appropriated)	1,455.5	2,003.4	569.1	2,572.5
	2,746.3	4,286.6	699.2	4,985.8
<b>Non-Appropriated Funds</b>				
EV2000-N Federal Grants Fund (Non-Appropriated)	9.6	3.9	0.0	3.9
EV2271-N Underground Storage Tank Revolving (Non-Appro	48.0	0.0	0.0	0.0
	57.6	3.9	0.0	3.9
<b>Fund Source Total:</b>				
	2,803.9	4,290.5	699.2	4,989.7

## Program Budget Unit Summary of Expenditures and Budget Request for Selected Funds

**Agency:** Department of Environmental Quality

FY 2022 Actual	FY 2023 Expd. Plan	FY 2024 Fund. Issue	FY 2024 Total Request
-------------------	-----------------------	------------------------	--------------------------

**Program:** Solid Waste

**Fund:** EV2000-N Federal Grants Fund

**Non-Appropriated**

0000	FTE	0.1	0.1	0.0	0.1
6000	Personal Services	4.6	1.9	0.0	1.9
6100	Employee Related Expenses	2.0	0.8	0.0	0.8
6200	Professional and Outside Services	0.0	0.0	0.0	0.0
6500	Travel In-State	0.0	0.0	0.0	0.0
6600	Travel Out of State	0.0	0.0	0.0	0.0
6700	Food	0.0	0.0	0.0	0.0
6800	Aid to Organizations and Individuals	0.0	0.0	0.0	0.0
7000	Other Operating Expenses	0.0	0.0	0.0	0.0
8000	Equipment	0.0	0.0	0.0	0.0
8100	Capital Outlay	0.0	0.0	0.0	0.0
8600	Debt Service	0.0	0.0	0.0	0.0
9000	Cost Allocation	3.0	1.2	0.0	1.2
9100	Transfers	0.0	0.0	0.0	0.0
<b>Non-Appropriated Total:</b>		9.6	3.9	0.0	3.9

**Fund Total:** 9.6      3.9      0.0      3.9

**Fund:** EV2271-N Underground Storage Tank Revolving

**Non-Appropriated**

6000	Personal Services	0.0	0.0	0.0	0.0
6100	Employee Related Expenses	0.0	0.0	0.0	0.0
6200	Professional and Outside Services	0.0	0.0	0.0	0.0
6500	Travel In-State	0.0	0.0	0.0	0.0
6600	Travel Out of State	0.0	0.0	0.0	0.0
6700	Food	0.0	0.0	0.0	0.0
6800	Aid to Organizations and Individuals	0.0	0.0	0.0	0.0
7000	Other Operating Expenses	48.0	0.0	0.0	0.0
8000	Equipment	0.0	0.0	0.0	0.0
8100	Capital Outlay	0.0	0.0	0.0	0.0

## Program Budget Unit Summary of Expenditures and Budget Request for Selected Funds

Agency:	Department of Environmental Quality			
	FY 2022 Actual	FY 2023 Expd. Plan	FY 2024 Fund. Issue	FY 2024 Total Request
<b>Program:</b>	<b>Solid Waste</b>			
<b>Fund:</b>	<b>EV2271-N Underground Storage Tank Revolving</b>			
<b>Non-Appropriated</b>				
8600 Debt Service	0.0	0.0	0.0	0.0
9000 Cost Allocation	0.0	0.0	0.0	0.0
9100 Transfers	0.0	0.0	0.0	0.0
<b>Non-Appropriated Total:</b>	48.0	0.0	0.0	0.0
<b>Fund Total:</b>	48.0	0.0	0.0	0.0
<b>Fund:</b>	<b>EV2289-A Recycling Fund</b>			
<b>Appropriated</b>				
0000 FTE	10.7	6.9	1.0	7.9
6000 Personal Services	576.3	613.0	64.6	677.6
6100 Employee Related Expenses	225.1	240.5	25.2	265.7
6200 Professional and Outside Services	31.7	34.8	0.0	34.8
6500 Travel In-State	0.0	0.0	0.0	0.0
6600 Travel Out of State	0.4	0.0	0.0	0.0
6700 Food	0.0	0.0	0.0	0.0
6800 Aid to Organizations and Individuals	0.0	1,000.0	0.0	1,000.0
7000 Other Operating Expenses	96.7	10.7	0.0	10.7
8000 Equipment	0.0	0.0	0.0	0.0
8100 Capital Outlay	0.0	0.0	0.0	0.0
8600 Debt Service	0.0	0.0	0.0	0.0
9000 Cost Allocation	360.6	384.2	40.3	424.5
9100 Transfers	0.0	0.0	0.0	0.0
<b>Appropriated Total:</b>	1,290.8	2,283.2	130.1	2,413.3
<b>Fund Total:</b>	1,290.8	2,283.2	130.1	2,413.3
<b>Fund:</b>	<b>EV3110-A Solid Waste Fee Fund</b>			
<b>Appropriated</b>				
0000 FTE	8.1	11.4	3.0	14.4
6000 Personal Services	370.6	751.2	213.7	964.9
6100 Employee Related Expenses	135.0	293.0	83.4	376.4

## Program Budget Unit Summary of Expenditures and Budget Request for Selected Funds

<b>Agency:</b> Department of Environmental Quality					
		<b>FY 2022</b>	<b>FY 2023</b>	<b>FY 2024</b>	<b>FY 2024</b>
		<b>Actual</b>	<b>Expd. Plan</b>	<b>Fund. Issue</b>	<b>Total Request</b>
<b>Program:</b> Solid Waste					
<b>Fund:</b> EV3110-A Solid Waste Fee Fund					
<b>Appropriated</b>					
6200	Professional and Outside Services	74.5	228.1	106.8	334.9
6500	Travel In-State	29.8	31.5	31.5	63.0
6600	Travel Out of State	0.0	5.0	0.0	5.0
6700	Food	0.0	0.0	0.0	0.0
6800	Aid to Organizations and Individuals	0.0	0.0	0.0	0.0
7000	Other Operating Expenses	14.1	224.6	0.0	224.6
8000	Equipment	0.0	0.0	0.0	0.0
8100	Capital Outlay	0.0	0.0	0.0	0.0
8600	Debt Service	0.0	0.0	0.0	0.0
9000	Cost Allocation	227.5	470.0	133.7	603.7
9100	Transfers	604.0	0.0	0.0	0.0
<b>Appropriated Total:</b>		1,455.5	2,003.4	569.1	2,572.5
<b>Fund Total:</b>		1,455.5	2,003.4	569.1	2,572.5
<b>Program Total For Selected Funds:</b>		2,803.9	4,290.5	699.2	4,989.7

## Program Expenditure Schedule

Agency:	Department of Environmental Quality	
Program:	Solid Waste	
	FY 2022 Actual	FY 2023 Expd. Plan
FTE	18.9	18.4
<b>Expenditure Category Total</b>	<b>18.9</b>	<b>18.4</b>
<b>Appropriated</b>		
EV2289-A Recycling Fund (Appropriated)	10.7	6.9
EV3110-A Solid Waste Fee Fund (Appropriated)	8.1	11.4
	<b>18.8</b>	<b>18.3</b>
<b>Non-Appropriated</b>		
EV2000-N Federal Grants Fund (Non-Appropriated)	0.1	0.1
	<b>0.1</b>	<b>0.1</b>
<b>Fund Source Total</b>	<b>18.9</b>	<b>18.4</b>
<hr/>		
Personal Services	951.5	1,366.1
Boards and Commissions	0.0	0.0
<b>Expenditure Category Total</b>	<b>951.5</b>	<b>1,366.1</b>
<b>Appropriated</b>		
EV2289-A Recycling Fund (Appropriated)	576.3	613.0
EV3110-A Solid Waste Fee Fund (Appropriated)	370.6	751.2
	<b>946.9</b>	<b>1,364.2</b>
<b>Non-Appropriated</b>		
EV2000-N Federal Grants Fund (Non-Appropriated)	4.6	1.9
	<b>4.6</b>	<b>1.9</b>
<b>Fund Source Total</b>	<b>951.5</b>	<b>1,366.1</b>
<hr/>		
Employee Related Expenses	362.1	534.3
<b>Expenditure Category Total</b>	<b>362.1</b>	<b>534.3</b>
<b>Appropriated</b>		
EV2289-A Recycling Fund (Appropriated)	225.1	240.5
EV3110-A Solid Waste Fee Fund (Appropriated)	135.0	293.0
	<b>360.1</b>	<b>533.5</b>
<b>Non-Appropriated</b>		
EV2000-N Federal Grants Fund (Non-Appropriated)	2.0	0.8
	<b>2.0</b>	<b>0.8</b>
<b>Fund Source Total</b>	<b>362.1</b>	<b>534.3</b>
<hr/>		
Professional and Outside Services		262.9
External Prof/Outside Serv Budg And Appn	0.0	
External Investment Services	0.0	
Other External Financial Services	0.0	
Attorney General Legal Services	41.1	
External Legal Services	0.0	
External Engineer/Architect Cost - Exp	0.0	
External Engineer/Architect Cost- Cap	0.0	
Other Design	0.0	
Temporary Agency Services	49.1	
Hospital Services	0.0	
Other Medical Services	0.0	
Institutional Care	0.0	
Education And Training	0.3	
Vendor Travel	0.0	
Professional & Outside Services Excluded from Cost Alloca	0.0	

## Program Expenditure Schedule

<b>Agency:</b>	<b>Department of Environmental Quality</b>
<b>Program:</b>	<b>Solid Waste</b>

	FY 2022 Actual	FY 2023 Expd. Plan
Vendor Travel - Non Reportable	0.0	
External Telecom Consulting Services	0.0	
Costs related to those in custody of the State	0.0	
Non - Confidential Specialist Fees	0.0	
Confidential Specialist Fees	0.0	
Outside Actuarial Costs	0.0	
Other Professional And Outside Services	15.7	
<b>Expenditure Category Total</b>	<b>106.2</b>	<b>262.9</b>
<b>Appropriated</b>		
EV2289-A Recycling Fund (Appropriated)	31.7	34.8
EV3110-A Solid Waste Fee Fund (Appropriated)	74.5	228.1
	<b>106.2</b>	<b>262.9</b>
<b>Non-Appropriated</b>		
EV2000-N Federal Grants Fund (Non-Appropriated)	0.0	0.0
	<b>0.0</b>	<b>0.0</b>
<b>Fund Source Total</b>	<b>106.2</b>	<b>262.9</b>
<hr/>		
Travel In-State	29.8	31.5
<b>Expenditure Category Total</b>	<b>29.8</b>	<b>31.5</b>
<b>Appropriated</b>		
EV3110-A Solid Waste Fee Fund (Appropriated)	29.8	31.5
	<b>29.8</b>	<b>31.5</b>
<b>Fund Source Total</b>	<b>29.8</b>	<b>31.5</b>
<hr/>		
Travel Out of State	0.4	5.0
<b>Expenditure Category Total</b>	<b>0.4</b>	<b>5.0</b>
<b>Appropriated</b>		
EV2289-A Recycling Fund (Appropriated)	0.4	0.0
EV3110-A Solid Waste Fee Fund (Appropriated)	0.0	5.0
	<b>0.4</b>	<b>5.0</b>
<b>Fund Source Total</b>	<b>0.4</b>	<b>5.0</b>
<hr/>		
Food	0.0	0.0
<b>Expenditure Category Total</b>	<b>0.0</b>	<b>0.0</b>
<hr/>		
Aid to Organizations and Individuals	0.0	1,000.0
<b>Expenditure Category Total</b>	<b>0.0</b>	<b>1,000.0</b>
<b>Appropriated</b>		
EV2289-A Recycling Fund (Appropriated)	0.0	1,000.0
	<b>0.0</b>	<b>1,000.0</b>
<b>Fund Source Total</b>	<b>0.0</b>	<b>1,000.0</b>
<hr/>		
Other Operating Expenses		235.3
Other Operating Expenditures Budg Approp	0.0	
Other Operating Expenditures Excluded from Cost Allocati	0.0	
Risk Management Charges To State Agency	0.0	
Risk Management Deductible - Indemnity	0.0	
Risk Management Deductible - Legal	0.0	
Risk Management Deductible - Medical	0.0	
Risk Management Deductible - Other	0.0	

## Program Expenditure Schedule

<b>Agency:</b>	<b>Department of Environmental Quality</b>
<b>Program:</b>	<b>Solid Waste</b>

	FY 2022 Actual	FY 2023 Expd. Plan
Gen Liab- Non Physical-Taxable- Self Ins	0.0	
Gross Proceeds Payments To Attorneys	0.0	
General Liability- Non-Taxable- Self Ins	0.0	
Medical Malpractice - Self-Insured	0.0	
Automobile Liability - Self Insured	0.0	
General Property Damage - Self- Insured	0.0	
Automobile Physical Damage-Self Insured	0.0	
Liability Insurance Premiums	0.0	
Property Insurance Premiums	0.0	
Workers Compensation Benefit Payments	0.0	
Self Insurance - Administrative Fees	0.0	
Self Insurance - Premiums	0.0	
Self Insurance - Claim Payments	0.0	
Self Insurance - Pharmacy Claims	0.0	
Premium Tax On Altcs	0.0	
Other Insurance-Related Charges	0.0	
Internal Service Data Processing	0.0	
Internal Service Data Proc- Pc/Lan	0.0	
External Programming-Mainframe/Legacy	0.0	
External Programming- Pc/Lan/Serv/Web	0.0	
External Data Entry	0.0	
Othr External Data Proc-Mainframe/Legacy	0.0	
Othr External Data Proc-Pc/Lan/Serv/Web	0.0	
Pmt for AFIS Development & Usage	0.0	
Internal Service Telecommunications	0.0	
External Telecom Long Distance-In-State	6.0	
External Telecom Long Distance-Out-State	0.0	
Other External Telecommunication Service	0.0	
Electricity	0.0	
Sanitation Waste Disposal	0.0	
Water	0.0	
Gas And Fuel Oil For Buildings	0.0	
Other Utilities	0.0	
Building Rent Charges To State Agencies	0.0	
Priv Lease To Own Bld Rent Chrgs To Agy	0.0	
Cert Of Part Bld Rent Chrgs To Agy	114.9	
Rental Of Land And Buildings	0.0	
Rental Of Computer Equipment	0.0	
Rental Of Other Machinery And Equipment	0.0	
Miscellaneous Rent	0.2	
Interest On Overdue Payments	0.0	
All Other Interest Payments	0.0	
Internal Acct/Budg/Financial Svcs	0.0	
Other Internal Services	0.0	
Repair And Maintenance - Buildings	0.0	
Repair And Maintenance - Vehicles	0.0	
Repair And Maint - Mainframe And Legacy	0.0	
Repair And Maint-Pc/Lan/Serv/Web	0.0	
Repair And Maintenance - Other Equipment	0.0	
Other Repair And Maintenance	0.0	
Software Support And Maintenance	0.0	



## Program Expenditure Schedule

<b>Agency:</b>	<b>Department of Environmental Quality</b>
<b>Program:</b>	<b>Solid Waste</b>

	FY 2022 Actual	FY 2023 Expd. Plan
Uniforms	0.7	
Inmate Clothing	0.0	
Security Supplies	0.0	
Office Supplies	0.0	
Computer Supplies	0.0	
Housekeeping Supplies	0.0	
Bedding And Bath Supplies	0.0	
Drugs And Medicine Supplies	0.0	
Medical Supplies	0.0	
Dental Supplies	0.0	
Automotive And Transportation Fuels	0.0	
Automotive Lubricants And Supplies	0.0	
Rpr And Maint Supplies-Not Auto Or Build	0.0	
Repair And Maintenance Supplies-Building	0.0	
Other Operating Supplies	4.1	
Publications	0.0	
Aggregate Withheld Or Paid Commissions	0.0	
Lottery Prizes	0.0	
Lottery Distribution Costs	0.0	
Material for Further Processing	0.0	
Other Resale Supplies	0.0	
Loss On Sales Of Capital Assets	0.0	
Loss on Sales of Investments	0.0	
Employee Tuition Reimbursement-Graduate	0.0	
Employee Tuition Reimb Under-Grad/Other	0.0	
Conference Registration-Attendance Fees	1.0	
Other Education And Training Costs	0.0	
Advertising	28.3	
Sponsorships	0.0	
Internal Printing	0.0	
External Printing	0.9	
Photography	0.0	
Postage And Delivery	0.0	
Document shredding and Destruction Services	0.0	
Translation and Sign Language Services	0.0	
Distribution To State Universities	0.0	
Other Intrastate Distributions	0.0	
Awards	0.0	
Entertainment And Promotional Items	0.0	
Dues	1.2	
Books- Subscriptions And Publications	0.6	
Costs For Digital Image Or Microfilm	0.0	
Revolving Fund Advances	0.0	
Credit Card Fees Over Approved Limit	0.0	
Relief Bill Expenditures	0.0	
Surplus Property Distr To State Agencies	0.0	
Security Services	0.0	
Judgments - Damages	0.0	
ICA Payments to Claimants Confidential	0.0	
Jdgmnt-Confidential Restitution To Indiv	0.0	
Judgments - Non-Confidential Restitution	0.0	

## Program Expenditure Schedule

<b>Agency:</b>	<b>Department of Environmental Quality</b>
<b>Program:</b>	<b>Solid Waste</b>

	FY 2022 Actual	FY 2023 Expd. Plan
Judgments - Punitive And Compensatory	0.0	
Pmts Made to Resolve/Disputes/Avoid Costs of Litigation	0.0	
Pmts For Contracted State Inmate Labor	0.0	
Payments To State Inmates	0.0	
Bad Debt Expense	0.0	
Interview Expense	0.0	
Employee Relocations-Nontaxable	0.0	
Employee Relocations-Taxable	0.0	
Non-Confidential Invest/Legal/Law Enf	0.0	
Conf/Sensitive Invest/Legal/Undercover	0.0	
Fingerprinting, Background Checks, Etc.	0.0	
Other Miscellaneous Operating	0.9	
<b>Expenditure Category Total</b>	<b>158.8</b>	<b>235.3</b>
<b>Appropriated</b>		
EV2289-A Recycling Fund (Appropriated)	96.7	10.7
EV3110-A Solid Waste Fee Fund (Appropriated)	14.1	224.6
	<b>110.8</b>	<b>235.3</b>
<b>Non-Appropriated</b>		
EV2271-N Underground Storage Tank Revolving (Non-Appropriated)	48.0	0.0
	<b>48.0</b>	<b>0.0</b>
<b>Fund Source Total</b>	<b>158.8</b>	<b>235.3</b>

Current Year Expenditures		0.0
Capital Equipment Budget And Approp	0.0	
Vehicles Capital Purchase	0.0	
Vehicles Capital Leases	0.0	
Furniture Capital Purchase	0.0	
Depreciable Works Of Art & Hist Treas/Coll Capital Purcha	0.0	
Non Depr Works Of Art & Hist Treas/Coll Cap Purchase	0.0	
Furniture Capital Leases	0.0	
Computer Equipment Capital Purchase	0.0	
Computer Equipment Capital Lease	0.0	
Telecommunication Equip-Capital Purchase	0.0	
Telecommunication Equip-Capital Lease	0.0	
Other Equipment Capital Purchase	0.0	
Other Equipment Capital Leases	0.0	
Purchased Or Licensed Software-Website	0.0	
Internally Generated Software-Website	0.0	
Development in Progress	0.0	
Right-Of-Way/Easement/Extraction Rights	0.0	
Oth Int Assets purchased, licensed or internally generate	0.0	
Other intangible assets acquired by capital lease	0.0	
Other Capital Asset Purchases	0.0	
Leasehold Improvement-Capital Purchase	0.0	
Other Capital Asset Leases	0.0	
Non-Capital Equip Budget And Approp	0.0	
Vehicles Non-Capital Purchase	0.0	
Vehicles Non-Capital Leases	0.0	
Furniture Non-Capital Purchase	0.0	
Works Of Art And Hist Treas-Non Capital	0.0	
Furniture Non-Capital Leases	0.0	

## Program Expenditure Schedule

<b>Agency:</b>	<b>Department of Environmental Quality</b>
<b>Program:</b>	<b>Solid Waste</b>

	FY 2022 Actual	FY 2023 Expd. Plan
Computer Equipment Non-Capital Purchase	0.0	
Computer Equipment Non-Capital Lease	0.0	
Telecomm Equip Non-Capital Purchase	0.0	
Telecomm Equip Non-Capital Leases	0.0	
Other Equipment Non-Capital Purchase	0.0	
Weapons Non-Capital Purchase	0.0	
Other Equipment Non-Capital Lease	0.0	
Purchased Or Licensed Software/Website	0.0	
Internally Generated Software/Website	0.0	
LICENSES AND PERMITS	0.0	
Right-Of-Way/Easement/Extraction Exp	0.0	
Other Intangible Assets - Purchased, Licensed or Internall	0.0	
Noncapital Software/Web By Capital Lease	0.0	
Other Intangible Assets Acquired by Capital Lease	0.0	
Other Long Lived Tangible Assets to be Expenses	0.0	
Non-Capital Equipment Excluded from Cost Allocation	0.0	
<b>Expenditure Category Total</b>	<b>0.0</b>	<b>0.0</b>
<hr/>		
Capital Outlay	0.0	0.0
<b>Expenditure Category Total</b>	<b>0.0</b>	<b>0.0</b>
<hr/>		
Debt Service	0.0	0.0
<b>Expenditure Category Total</b>	<b>0.0</b>	<b>0.0</b>
<hr/>		
Cost Allocation	591.1	855.4
<b>Expenditure Category Total</b>	<b>591.1</b>	<b>855.4</b>
<b>Appropriated</b>		
EV2289-A Recycling Fund (Appropriated)	360.6	384.2
EV3110-A Solid Waste Fee Fund (Appropriated)	227.5	470.0
<b>588.1</b>	<b>588.1</b>	<b>854.2</b>
<b>Non-Appropriated</b>		
EV2000-N Federal Grants Fund (Non-Appropriated)	3.0	1.2
<b>3.0</b>	<b>3.0</b>	<b>1.2</b>
<b>Fund Source Total</b>	<b>591.1</b>	<b>855.4</b>
<hr/>		
Transfers	604.0	0.0
<b>Expenditure Category Total</b>	<b>604.0</b>	<b>0.0</b>
<b>Appropriated</b>		
EV3110-A Solid Waste Fee Fund (Appropriated)	604.0	0.0
<b>604.0</b>	<b>604.0</b>	<b>0.0</b>
<b>Fund Source Total</b>	<b>604.0</b>	<b>0.0</b>

<b>Employee Retirement Coverage</b>			
<b>Retirement System</b>	<b>FTE</b>	<b>Personal Services</b>	<b>Fund#</b>
Arizona State Retirement System	0.1	1.9	EV2000-N
Arizona State Retirement System	6.9	613.0	EV2289-A
Arizona State Retirement System	11.4	751.2	EV3110-A

# Program Expenditure Schedule

<b>Agency:</b>	Department of Environmental Quality
<b>Program:</b>	Solid Waste

<u>FY 2022 Actual</u>	<u>FY 2023 Expd. Plan</u>
---------------------------	-------------------------------

<b>Combined Regular &amp; Elected Positions At/Above FICA Maximum of \$147,000</b>
--

Total FTE	Personal Services	FTE's not eligible for Health, Dental & Life
0.0	0.0	0.0

## Program Budget Unit Summary of Expenditures and Budget Request for All Funds

<b>Agency:</b>	Department of Environmental Quality
<b>Program:</b>	Hazardous Waste

Expenditure Categories	FY 2022 Actual	FY 2023 Expd. Plan	FY 2024 Fund. Issue	FY 2024 Total Request
0000 FTE	17.9	12.9	2.0	14.9
6000 Personal Services	1,012.1	988.7	161.3	1,150.0
6100 Employee Related Expenses	387.1	385.4	63.1	448.5
6200 Professional and Outside Services	269.8	378.1	203.4	581.5
6500 Travel In-State	14.7	26.0	21.0	47.0
6600 Travel Out of State	0.0	5.0	0.0	5.0
6700 Food	0.0	0.0	0.0	0.0
6800 Aid to Organizations and Individuals	0.0	0.0	0.0	0.0
7000 Other Operating Expenses	110.3	275.8	0.0	275.8
8000 Equipment	10.3	12.0	0.0	12.0
8100 Capital Outlay	0.0	0.0	0.0	0.0
8600 Debt Service	0.0	0.0	0.0	0.0
9000 Cost Allocation	629.6	618.3	101.1	719.4
9100 Transfers	74.6	0.0	0.0	0.0
<b>Expenditure Categories Total:</b>	2,508.5	2,689.3	549.9	3,239.2
<b>Fund Source</b>				
<b>Appropriated Funds</b>				
EV2178-A Hazardous Waste Management Fund (Appropriate	1,295.9	1,171.8	549.9	1,721.7
	1,295.9	1,171.8	549.9	1,721.7
<b>Non-Appropriated Funds</b>				
EV2000-N Federal Grants Fund (Non-Appropriated)	1,142.0	1,062.5	0.0	1,062.5
EV2271-N Underground Storage Tank Revolving (Non-Appro	70.6	455.0	0.0	455.0
	1,212.6	1,517.5	0.0	1,517.5
<b>Fund Source Total:</b>	2,508.5	2,689.3	549.9	3,239.2

## Program Budget Unit Summary of Expenditures and Budget Request for Selected Funds

**Agency:** Department of Environmental Quality

FY 2022 Actual	FY 2023 Expd. Plan	FY 2024 Fund. Issue	FY 2024 Total Request
-------------------	-----------------------	------------------------	--------------------------

**Program:** Hazardous Waste

**Fund:** EV2000-N Federal Grants Fund

**Non-Appropriated**

0000	FTE	7.1	7.0	0.0	7.0
6000	Personal Services	532.1	506.0	0.0	506.0
6100	Employee Related Expenses	203.2	197.3	0.0	197.3
6200	Professional and Outside Services	75.1	42.7	0.0	42.7
6500	Travel In-State	0.0	0.0	0.0	0.0
6600	Travel Out of State	0.0	0.0	0.0	0.0
6700	Food	0.0	0.0	0.0	0.0
6800	Aid to Organizations and Individuals	0.0	0.0	0.0	0.0
7000	Other Operating Expenses	0.7	0.0	0.0	0.0
8000	Equipment	0.0	0.0	0.0	0.0
8100	Capital Outlay	0.0	0.0	0.0	0.0
8600	Debt Service	0.0	0.0	0.0	0.0
9000	Cost Allocation	330.9	316.5	0.0	316.5
9100	Transfers	0.0	0.0	0.0	0.0
<b>Non-Appropriated Total:</b>		1,142.0	1,062.5	0.0	1,062.5
<b>Fund Total:</b>		1,142.0	1,062.5	0.0	1,062.5

**Fund:** EV2178-A Hazardous Waste Management Fund

**Appropriated**

0000	FTE	10.8	5.9	2.0	7.9
6000	Personal Services	480.0	482.7	161.3	644.0
6100	Employee Related Expenses	183.9	188.1	63.1	251.2
6200	Professional and Outside Services	156.3	279.4	203.4	482.8
6500	Travel In-State	14.7	21.0	21.0	42.0
6600	Travel Out of State	0.0	5.0	0.0	5.0
6700	Food	0.0	0.0	0.0	0.0
6800	Aid to Organizations and Individuals	0.0	0.0	0.0	0.0
7000	Other Operating Expenses	87.7	38.8	0.0	38.8
8000	Equipment	0.0	0.0	0.0	0.0
8100	Capital Outlay	0.0	0.0	0.0	0.0

## Program Budget Unit Summary of Expenditures and Budget Request for Selected Funds

<b>Agency:</b> Department of Environmental Quality					
		<b>FY 2022</b>	<b>FY 2023</b>	<b>FY 2024</b>	<b>FY 2024</b>
		<b>Actual</b>	<b>Expd. Plan</b>	<b>Fund. Issue</b>	<b>Total Request</b>
<b>Program:</b> Hazardous Waste					
<b>Fund:</b> EV2178-A Hazardous Waste Management Fund					
<b>Appropriated</b>					
8600	Debt Service	0.0	0.0	0.0	0.0
9000	Cost Allocation	298.7	156.8	101.1	257.9
9100	Transfers	74.6	0.0	0.0	0.0
<b>Appropriated Total:</b>		1,295.9	1,171.8	549.9	1,721.7
<b>Fund Total:</b>		1,295.9	1,171.8	549.9	1,721.7
<b>Fund:</b> EV2271-N Underground Storage Tank Revolving					
<b>Non-Appropriated</b>					
6000	Personal Services	0.0	0.0	0.0	0.0
6100	Employee Related Expenses	0.0	0.0	0.0	0.0
6200	Professional and Outside Services	38.4	56.0	0.0	56.0
6500	Travel In-State	0.0	5.0	0.0	5.0
6600	Travel Out of State	0.0	0.0	0.0	0.0
6700	Food	0.0	0.0	0.0	0.0
6800	Aid to Organizations and Individuals	0.0	0.0	0.0	0.0
7000	Other Operating Expenses	21.9	237.0	0.0	237.0
8000	Equipment	10.3	12.0	0.0	12.0
8100	Capital Outlay	0.0	0.0	0.0	0.0
8600	Debt Service	0.0	0.0	0.0	0.0
9000	Cost Allocation	0.0	145.0	0.0	145.0
9100	Transfers	0.0	0.0	0.0	0.0
<b>Non-Appropriated Total:</b>		70.6	455.0	0.0	455.0
<b>Fund Total:</b>		70.6	455.0	0.0	455.0
<b>Program Total For Selected Funds:</b>		2,508.5	2,689.3	549.9	3,239.2

## Program Expenditure Schedule

Agency:	Department of Environmental Quality	
Program:	Hazardous Waste	
	FY 2022 Actual	FY 2023 Expd. Plan
FTE	17.9	12.9
<b>Expenditure Category Total</b>	<b>17.9</b>	<b>12.9</b>
<b>Appropriated</b>		
EV2178-A Hazardous Waste Management Fund (Appropriated)	10.8	5.9
	<b>10.8</b>	<b>5.9</b>
<b>Non-Appropriated</b>		
EV2000-N Federal Grants Fund (Non-Appropriated)	7.1	7.0
	<b>7.1</b>	<b>7.0</b>
<b>Fund Source Total</b>	<b>17.9</b>	<b>12.9</b>
<hr/>		
Personal Services	1,012.1	988.7
Boards and Commissions	0.0	0.0
<b>Expenditure Category Total</b>	<b>1,012.1</b>	<b>988.7</b>
<b>Appropriated</b>		
EV2178-A Hazardous Waste Management Fund (Appropriated)	480.0	482.7
	<b>480.0</b>	<b>482.7</b>
<b>Non-Appropriated</b>		
EV2000-N Federal Grants Fund (Non-Appropriated)	532.1	506.0
	<b>532.1</b>	<b>506.0</b>
<b>Fund Source Total</b>	<b>1,012.1</b>	<b>988.7</b>
<hr/>		
Employee Related Expenses	387.1	385.4
<b>Expenditure Category Total</b>	<b>387.1</b>	<b>385.4</b>
<b>Appropriated</b>		
EV2178-A Hazardous Waste Management Fund (Appropriated)	183.9	188.1
	<b>183.9</b>	<b>188.1</b>
<b>Non-Appropriated</b>		
EV2000-N Federal Grants Fund (Non-Appropriated)	203.2	197.3
	<b>203.2</b>	<b>197.3</b>
<b>Fund Source Total</b>	<b>387.1</b>	<b>385.4</b>
<hr/>		
Professional and Outside Services		378.1
External Prof/Outside Serv Budg And Appn	0.0	
External Investment Services	0.0	
Other External Financial Services	0.0	
Attorney General Legal Services	142.0	
External Legal Services	0.0	
External Engineer/Architect Cost - Exp	0.0	
External Engineer/Architect Cost- Cap	0.0	
Other Design	0.0	
Temporary Agency Services	10.0	
Hospital Services	0.0	
Other Medical Services	2.2	
Institutional Care	0.0	
Education And Training	60.4	
Vendor Travel	0.0	
Professional & Outside Services Excluded from Cost Alloca	0.0	
Vendor Travel - Non Reportable	0.0	
External Telecom Consulting Services	0.0	
Costs related to those in custody of the State	0.0	



## Program Expenditure Schedule

<b>Agency:</b>	<b>Department of Environmental Quality</b>
<b>Program:</b>	<b>Hazardous Waste</b>

	FY 2022 Actual	FY 2023 Expd. Plan
Non - Confidential Specialist Fees	0.0	
Confidential Specialist Fees	0.0	
Outside Actuarial Costs	0.0	
Other Professional And Outside Services	55.2	
<b>Expenditure Category Total</b>	<b>269.8</b>	<b>378.1</b>
<b>Appropriated</b>		
EV2178-A Hazardous Waste Management Fund (Appropriated)	156.3	279.4
	<b>156.3</b>	<b>279.4</b>
<b>Non-Appropriated</b>		
EV2000-N Federal Grants Fund (Non-Appropriated)	75.1	42.7
EV2271-N Underground Storage Tank Revolving (Non-Appropriated)	38.4	56.0
	<b>113.5</b>	<b>98.7</b>
<b>Fund Source Total</b>	<b>269.8</b>	<b>378.1</b>
<hr/>		
Travel In-State	14.7	26.0
<b>Expenditure Category Total</b>	<b>14.7</b>	<b>26.0</b>
<b>Appropriated</b>		
EV2178-A Hazardous Waste Management Fund (Appropriated)	14.7	21.0
	<b>14.7</b>	<b>21.0</b>
<b>Non-Appropriated</b>		
EV2271-N Underground Storage Tank Revolving (Non-Appropriated)	0.0	5.0
	<b>0.0</b>	<b>5.0</b>
<b>Fund Source Total</b>	<b>14.7</b>	<b>26.0</b>
<hr/>		
Travel Out of State	0.0	5.0
<b>Expenditure Category Total</b>	<b>0.0</b>	<b>5.0</b>
<b>Appropriated</b>		
EV2178-A Hazardous Waste Management Fund (Appropriated)	0.0	5.0
	<b>0.0</b>	<b>5.0</b>
<b>Fund Source Total</b>	<b>0.0</b>	<b>5.0</b>
<hr/>		
Food	0.0	0.0
<b>Expenditure Category Total</b>	<b>0.0</b>	<b>0.0</b>
<hr/>		
Aid to Organizations and Individuals	0.0	0.0
<b>Expenditure Category Total</b>	<b>0.0</b>	<b>0.0</b>
<hr/>		
Other Operating Expenses		275.8
Other Operating Expenditures Budg Approp	0.0	
Other Operating Expenditures Excluded from Cost Allocati	0.0	
Risk Management Charges To State Agency	0.0	
Risk Management Deductible - Indemnity	0.0	
Risk Management Deductible - Legal	0.0	
Risk Management Deductible - Medical	0.0	
Risk Management Deductible - Other	0.0	
Gen Liab- Non Physical-Taxable- Self Ins	0.0	
Gross Proceeds Payments To Attorneys	0.0	
General Liability- Non-Taxable- Self Ins	0.0	
Medical Malpractice - Self-Insured	0.0	

## Program Expenditure Schedule

<b>Agency:</b>	<b>Department of Environmental Quality</b>
<b>Program:</b>	<b>Hazardous Waste</b>

	FY 2022 Actual	FY 2023 Expd. Plan
Automobile Liability - Self Insured	0.0	
General Property Damage - Self- Insured	0.0	
Automobile Physical Damage-Self Insured	0.0	
Liability Insurance Premiums	0.0	
Property Insurance Premiums	0.0	
Workers Compensation Benefit Payments	0.0	
Self Insurance - Administrative Fees	0.0	
Self Insurance - Premiums	0.0	
Self Insurance - Claim Payments	0.0	
Self Insurance - Pharmacy Claims	0.0	
Premium Tax On Altcs	0.0	
Other Insurance-Related Charges	0.0	
Internal Service Data Processing	0.0	
Internal Service Data Proc- Pc/Lan	0.0	
External Programming-Mainframe/Legacy	0.0	
External Programming- Pc/Lan/Serv/Web	0.0	
External Data Entry	0.0	
Othr External Data Proc-Mainframe/Legacy	0.0	
Othr External Data Proc-Pc/Lan/Serv/Web	0.0	
Pmt for AFIS Development & Usage	0.0	
Internal Service Telecommunications	0.0	
External Telecom Long Distance-In-State	6.6	
External Telecom Long Distance-Out-State	0.0	
Other External Telecommunication Service	0.0	
Electricity	0.0	
Sanitation Waste Disposal	0.0	
Water	0.0	
Gas And Fuel Oil For Buildings	0.0	
Other Utilities	0.0	
Building Rent Charges To State Agencies	0.0	
Priv Lease To Own Bld Rent Chrgs To Agy	0.0	
Cert Of Part Bld Rent Chrgs To Agy	60.5	
Rental Of Land And Buildings	0.0	
Rental Of Computer Equipment	0.0	
Rental Of Other Machinery And Equipment	0.0	
Miscellaneous Rent	1.1	
Interest On Overdue Payments	0.0	
All Other Interest Payments	0.0	
Internal Acct/Budg/Financial Svcs	0.0	
Other Internal Services	0.0	
Repair And Maintenance - Buildings	0.0	
Repair And Maintenance - Vehicles	0.0	
Repair And Maint - Mainframe And Legacy	0.0	
Repair And Maint-Pc/Lan/Serv/Web	0.0	
Repair And Maintenance - Other Equipment	0.0	
Other Repair And Maintenance	0.0	
Software Support And Maintenance	0.0	
Uniforms	3.8	
Inmate Clothing	0.0	
Security Supplies	0.0	
Office Supplies	0.2	

## Program Expenditure Schedule

<b>Agency:</b>	<b>Department of Environmental Quality</b>
<b>Program:</b>	<b>Hazardous Waste</b>

	FY 2022 Actual	FY 2023 Expd. Plan
Computer Supplies	0.0	
Housekeeping Supplies	0.0	
Bedding And Bath Supplies	0.0	
Drugs And Medicine Supplies	0.0	
Medical Supplies	0.0	
Dental Supplies	0.0	
Automotive And Transportation Fuels	0.0	
Automotive Lubricants And Supplies	0.0	
Rpr And Maint Supplies-Not Auto Or Build	0.0	
Repair And Maintenance Supplies-Building	0.0	
Other Operating Supplies	17.6	
Publications	0.0	
Aggregate Withheld Or Paid Commissions	0.0	
Lottery Prizes	0.0	
Lottery Distribution Costs	0.0	
Material for Further Processing	0.0	
Other Resale Supplies	0.0	
Loss On Sales Of Capital Assets	0.0	
Loss on Sales of Investments	0.0	
Employee Tuition Reimbursement-Graduate	0.0	
Employee Tuition Reimb Under-Grad/Other	2.4	
Conference Registration-Attendance Fees	0.7	
Other Education And Training Costs	0.1	
Advertising	5.4	
Sponsorships	0.0	
Internal Printing	0.0	
External Printing	5.1	
Photography	0.0	
Postage And Delivery	0.0	
Document shredding and Destruction Services	0.0	
Translation and Sign Language Services	0.7	
Distribution To State Universities	0.0	
Other Intrastate Distributions	0.0	
Awards	0.0	
Entertainment And Promotional Items	0.0	
Dues	4.2	
Books- Subscriptions And Publications	1.9	
Costs For Digital Image Or Microfilm	0.0	
Revolving Fund Advances	0.0	
Credit Card Fees Over Approved Limit	0.0	
Relief Bill Expenditures	0.0	
Surplus Property Distr To State Agencies	0.0	
Security Services	0.0	
Judgments - Damages	0.0	
ICA Payments to Claimants Confidential	0.0	
Jdgmnt-Confidential Restitution To Indiv	0.0	
Judgments - Non-Confidential Restitution	0.0	
Judgments - Punitive And Compensatory	0.0	
Pmts Made to Resolve/Disputes/Avoid Costs of Litigation	0.0	
Pmts For Contracted State Inmate Labor	0.0	
Payments To State Inmates	0.0	

## Program Expenditure Schedule

<b>Agency:</b>	<b>Department of Environmental Quality</b>
<b>Program:</b>	<b>Hazardous Waste</b>

	FY 2022 Actual	FY 2023 Expd. Plan
Bad Debt Expense	0.0	
Interview Expense	0.0	
Employee Relocations-Nontaxable	0.0	
Employee Relocations-Taxable	0.0	
Non-Confidential Invest/Legal/Law Enf	0.0	
Conf/Sensitive Invest/Legal/Undercover	0.0	
Fingerprinting, Background Checks, Etc.	0.0	
Other Miscellaneous Operating	0.0	
<b>Expenditure Category Total</b>	<b>110.3</b>	<b>275.8</b>
<b>Appropriated</b>		
EV2178-A Hazardous Waste Management Fund (Appropriated)	87.7	38.8
	<b>87.7</b>	<b>38.8</b>
<b>Non-Appropriated</b>		
EV2000-N Federal Grants Fund (Non-Appropriated)	0.7	0.0
EV2271-N Underground Storage Tank Revolving (Non-Appropriated)	21.9	237.0
	<b>22.6</b>	<b>237.0</b>
<b>Fund Source Total</b>	<b>110.3</b>	<b>275.8</b>

Current Year Expenditures		12.0
Capital Equipment Budget And Approp	0.0	
Vehicles Capital Purchase	0.0	
Vehicles Capital Leases	0.0	
Furniture Capital Purchase	0.0	
Depreciable Works Of Art & Hist Treas/Coll Capital Purcha	0.0	
Non Depr Works Of Art & Hist Treas/Coll Cap Purchase	0.0	
Furniture Capital Leases	0.0	
Computer Equipment Capital Purchase	0.0	
Computer Equipment Capital Lease	0.0	
Telecommunication Equip-Capital Purchase	0.0	
Telecommunication Equip-Capital Lease	0.0	
Other Equipment Capital Purchase	10.3	
Other Equipment Capital Leases	0.0	
Purchased Or Licensed Software-Website	0.0	
Internally Generated Software-Website	0.0	
Development in Progress	0.0	
Right-Of-Way/Easement/Extraction Rights	0.0	
Oth Int Assets purchased, licensed or internally generate	0.0	
Other intangible assets acquired by capital lease	0.0	
Other Capital Asset Purchases	0.0	
Leasehold Improvement-Capital Purchase	0.0	
Other Capital Asset Leases	0.0	
Non-Capital Equip Budget And Approp	0.0	
Vehicles Non-Capital Purchase	0.0	
Vehicles Non-Capital Leases	0.0	
Furniture Non-Capital Purchase	0.0	
Works Of Art And Hist Treas-Non Capital	0.0	
Furniture Non-Capital Leases	0.0	
Computer Equipment Non-Capital Purchase	0.0	
Computer Equipment Non-Capital Lease	0.0	
Telecomm Equip Non-Capital Purchase	0.0	
Telecomm Equip Non-Capital Leases	0.0	

## Program Expenditure Schedule

<b>Agency:</b>	<b>Department of Environmental Quality</b>
<b>Program:</b>	<b>Hazardous Waste</b>

	FY 2022 Actual	FY 2023 Expd. Plan
Other Equipment Non-Capital Purchase	0.0	
Weapons Non-Capital Purchase	0.0	
Other Equipment Non-Capital Lease	0.0	
Purchased Or Licensed Software/Website	0.0	
Internally Generated Software/Website	0.0	
LICENSES AND PERMITS	0.0	
Right-Of-Way/Easement/Extraction Exp	0.0	
Other Intangible Assets - Purchased, Licensed or Internall	0.0	
Noncapital Software/Web By Capital Lease	0.0	
Other Intangible Assets Acquired by Capital Lease	0.0	
Other Long Lived Tangible Assets to be Expenses	0.0	
Non-Capital Equipment Excluded from Cost Allocation	0.0	
<b>Expenditure Category Total</b>	<b>10.3</b>	<b>12.0</b>
<b>Non-Appropriated</b>		
EV2271-N Underground Storage Tank Revolving (Non-Appropriated)	10.3	12.0
<b>Fund Source Total</b>	<b>10.3</b>	<b>12.0</b>
<hr/>		
Capital Outlay	0.0	0.0
<b>Expenditure Category Total</b>	<b>0.0</b>	<b>0.0</b>
<hr/>		
Debt Service	0.0	0.0
<b>Expenditure Category Total</b>	<b>0.0</b>	<b>0.0</b>
<hr/>		
Cost Allocation	629.6	618.3
<b>Expenditure Category Total</b>	<b>629.6</b>	<b>618.3</b>
<b>Appropriated</b>		
EV2178-A Hazardous Waste Management Fund (Appropriated)	298.7	156.8
<b>Fund Source Total</b>	<b>298.7</b>	<b>156.8</b>
<b>Non-Appropriated</b>		
EV2000-N Federal Grants Fund (Non-Appropriated)	330.9	316.5
EV2271-N Underground Storage Tank Revolving (Non-Appropriated)	0.0	145.0
<b>Fund Source Total</b>	<b>330.9</b>	<b>461.5</b>
<b>Fund Source Total</b>	<b>629.6</b>	<b>618.3</b>
<hr/>		
Transfers	74.6	0.0
<b>Expenditure Category Total</b>	<b>74.6</b>	<b>0.0</b>
<b>Appropriated</b>		
EV2178-A Hazardous Waste Management Fund (Appropriated)	74.6	0.0
<b>Fund Source Total</b>	<b>74.6</b>	<b>0.0</b>
<b>Fund Source Total</b>	<b>74.6</b>	<b>0.0</b>

<b>Employee Retirement Coverage</b>			
Retirement System	FTE	Personal Services	Fund#
Arizona State Retirement System	7.0	506.0	EV2000-N
Arizona State Retirement System	5.9	482.7	EV2178-A

**Combined Regular & Elected Positions At/Above  
FICA Maximum of \$147,000**

# Program Expenditure Schedule

<b>Agency:</b>	Department of Environmental Quality
<b>Program:</b>	Hazardous Waste

	FY 2022 Actual	FY 2023 Expd. Plan	
<b>Total FTE</b>	0.0		
<b>Personal Services</b>	0.0		
<b>FTE's not eligible for Health, Dental &amp; Life</b>	0.0		

## Program Budget Unit Summary of Expenditures and Budget Request for All Funds

<b>Agency:</b>	Department of Environmental Quality
<b>Program:</b>	Emergency Response

Expenditure Categories	FY 2022 Actual	FY 2023 Expd. Plan	FY 2024 Fund. Issue	FY 2024 Total Request
0000 FTE	6.4	6.8	0.0	6.8
6000 Personal Services	294.3	547.3	0.0	547.3
6100 Employee Related Expenses	76.3	163.4	0.0	163.4
6200 Professional and Outside Services	64.4	395.5	0.0	395.5
6500 Travel In-State	29.7	30.0	0.0	30.0
6600 Travel Out of State	3.7	6.9	0.0	6.9
6700 Food	0.0	0.0	0.0	0.0
6800 Aid to Organizations and Individuals	92.5	282.6	0.0	282.6
7000 Other Operating Expenses	54.0	207.1	0.0	207.1
8000 Equipment	3.0	0.0	0.0	0.0
8100 Capital Outlay	0.0	0.0	0.0	0.0
8600 Debt Service	0.0	0.0	0.0	0.0
9000 Cost Allocation	166.6	295.3	0.0	295.3
9100 Transfers	69.3	111.1	0.0	111.1
<b>Expenditure Categories Total:</b>	853.8	2,039.2	0.0	2,039.2
<b>Fund Source</b>				
<b>Appropriated Funds</b>				
EV2178-A Hazardous Waste Management Fund (Appropriate)	67.6	74.3	0.0	74.3
EV2226-A Air Quality Fund (Appropriated)	76.0	159.9	0.0	159.9
EV2328-A Permit Administration Fund (Appropriated)	62.6	90.8	0.0	90.8
EV3031-A Emergency Response Fund (Appropriated)	87.6	528.3	0.0	528.3
EV3110-A Solid Waste Fee Fund (Appropriated)	0.0	0.0	0.0	0.0
EV4100-A Water Quality Fee Fund (Appropriated)	6.7	79.3	0.0	79.3
EV9000-A Indirect Cost Recovery Fund (Appropriated)	0.0	54.4	0.0	54.4
	300.5	987.0	0.0	987.0
<b>Non-Appropriated Funds</b>				
EV2000-N Federal Grants Fund (Non-Appropriated)	200.8	407.0	0.0	407.0
EV2221-N Water Quality Assurance Revolving Fund (Non-Appropriated)	310.4	359.3	0.0	359.3
EV2271-N Underground Storage Tank Revolving (Non-Appropriated)	42.1	285.9	0.0	285.9
	553.3	1,052.2	0.0	1,052.2
<b>Fund Source Total:</b>	853.8	2,039.2	0.0	2,039.2

## Program Budget Unit Summary of Expenditures and Budget Request for Selected Funds

<b>Agency:</b>	Department of Environmental Quality				
	<b>FY 2022</b>	<b>FY 2023</b>	<b>FY 2024</b>	<b>FY 2024</b>	
	<b>Actual</b>	<b>Expd. Plan</b>	<b>Fund. Issue</b>	<b>Total Request</b>	
<b>Program:</b>	Emergency Response				
<b>Fund:</b>	EV2000-N Federal Grants Fund				
<b>Non-Appropriated</b>					
0000	FTE	1.0	1.0	0.0	1.0
6000	Personal Services	44.2	69.1	0.0	69.1
6100	Employee Related Expenses	8.7	26.9	0.0	26.9
6200	Professional and Outside Services	44.0	0.0	0.0	0.0
6500	Travel In-State	0.0	0.0	0.0	0.0
6600	Travel Out of State	3.7	6.9	0.0	6.9
6700	Food	0.0	0.0	0.0	0.0
6800	Aid to Organizations and Individuals	4.9	149.8	0.0	149.8
7000	Other Operating Expenses	2.2	0.0	0.0	0.0
8000	Equipment	0.0	0.0	0.0	0.0
8100	Capital Outlay	0.0	0.0	0.0	0.0
8600	Debt Service	0.0	0.0	0.0	0.0
9000	Cost Allocation	23.8	43.2	0.0	43.2
9100	Transfers	69.3	111.1	0.0	111.1
<b>Non-Appropriated Total:</b>		200.8	407.0	0.0	407.0
<b>Fund Total:</b>		200.8	407.0	0.0	407.0
<b>Fund:</b>	EV2178-A Hazardous Waste Management Fund				
<b>Appropriated</b>					
0000	FTE	0.5	0.5	0.0	0.5
6000	Personal Services	32.0	38.1	0.0	38.1
6100	Employee Related Expenses	10.8	13.1	0.0	13.1
6200	Professional and Outside Services	0.0	0.0	0.0	0.0
6500	Travel In-State	0.0	0.0	0.0	0.0
6600	Travel Out of State	0.0	0.0	0.0	0.0
6700	Food	0.0	0.0	0.0	0.0
6800	Aid to Organizations and Individuals	0.0	0.0	0.0	0.0
7000	Other Operating Expenses	5.6	0.0	0.0	0.0
8000	Equipment	0.0	0.0	0.0	0.0
8100	Capital Outlay	0.0	0.0	0.0	0.0



## Program Budget Unit Summary of Expenditures and Budget Request for Selected Funds

Agency:	Department of Environmental Quality			
	FY 2022 Actual	FY 2023 Expd. Plan	FY 2024 Fund. Issue	FY 2024 Total Request
<b>Program:</b> Emergency Response				
<b>Fund:</b> EV2178-A Hazardous Waste Management Fund				
<b>Appropriated</b>				
8600 Debt Service	0.0	0.0	0.0	0.0
9000 Cost Allocation	19.2	23.1	0.0	23.1
9100 Transfers	0.0	0.0	0.0	0.0
<b>Appropriated Total:</b>	67.6	74.3	0.0	74.3
<b>Fund Total:</b>	67.6	74.3	0.0	74.3
<b>Fund:</b> EV2221-N Water Quality Assurance Revolving Fund				
<b>Non-Appropriated</b>				
0000 FTE	3.0	2.4	0.0	2.4
6000 Personal Services	139.4	192.7	0.0	192.7
6100 Employee Related Expenses	38.5	51.6	0.0	51.6
6200 Professional and Outside Services	0.0	0.0	0.0	0.0
6500 Travel In-State	29.7	0.0	0.0	0.0
6600 Travel Out of State	0.0	0.0	0.0	0.0
6700 Food	0.0	0.0	0.0	0.0
6800 Aid to Organizations and Individuals	0.0	0.0	0.0	0.0
7000 Other Operating Expenses	22.8	5.1	0.0	5.1
8000 Equipment	0.0	0.0	0.0	0.0
8100 Capital Outlay	0.0	0.0	0.0	0.0
8600 Debt Service	0.0	0.0	0.0	0.0
9000 Cost Allocation	80.0	109.9	0.0	109.9
9100 Transfers	0.0	0.0	0.0	0.0
<b>Non-Appropriated Total:</b>	310.4	359.3	0.0	359.3
<b>Fund Total:</b>	310.4	359.3	0.0	359.3
<b>Fund:</b> EV2226-A Air Quality Fund				
<b>Appropriated</b>				
0000 FTE	0.8	1.2	0.0	1.2
6000 Personal Services	40.0	91.2	0.0	91.2
6100 Employee Related Expenses	9.2	19.1	0.0	19.1

## Program Budget Unit Summary of Expenditures and Budget Request for Selected Funds

<b>Agency:</b> Department of Environmental Quality					
		<b>FY 2022</b>	<b>FY 2023</b>	<b>FY 2024</b>	<b>FY 2024</b>
		<b>Actual</b>	<b>Expd. Plan</b>	<b>Fund. Issue</b>	<b>Total Request</b>
<b>Program:</b> Emergency Response					
<b>Fund:</b> EV2226-A Air Quality Fund					
<b>Appropriated</b>					
6200	Professional and Outside Services	0.0	0.0	0.0	0.0
6500	Travel In-State	0.0	0.0	0.0	0.0
6600	Travel Out of State	0.0	0.0	0.0	0.0
6700	Food	0.0	0.0	0.0	0.0
6800	Aid to Organizations and Individuals	0.0	0.0	0.0	0.0
7000	Other Operating Expenses	4.7	0.0	0.0	0.0
8000	Equipment	0.0	0.0	0.0	0.0
8100	Capital Outlay	0.0	0.0	0.0	0.0
8600	Debt Service	0.0	0.0	0.0	0.0
9000	Cost Allocation	22.1	49.6	0.0	49.6
9100	Transfers	0.0	0.0	0.0	0.0
<b>Appropriated Total:</b>		<b>76.0</b>	<b>159.9</b>	<b>0.0</b>	<b>159.9</b>
<b>Fund Total:</b>		<b>76.0</b>	<b>159.9</b>	<b>0.0</b>	<b>159.9</b>
<b>Fund:</b> EV2271-N Underground Storage Tank Revolving					
<b>Non-Appropriated</b>					
0000	FTE	0.1	0.3	0.0	0.3
6000	Personal Services	2.6	26.8	0.0	26.8
6100	Employee Related Expenses	0.5	10.4	0.0	10.4
6200	Professional and Outside Services	20.4	0.0	0.0	0.0
6500	Travel In-State	0.0	30.0	0.0	30.0
6600	Travel Out of State	0.0	0.0	0.0	0.0
6700	Food	0.0	0.0	0.0	0.0
6800	Aid to Organizations and Individuals	0.0	0.0	0.0	0.0
7000	Other Operating Expenses	14.2	202.0	0.0	202.0
8000	Equipment	3.0	0.0	0.0	0.0
8100	Capital Outlay	0.0	0.0	0.0	0.0
8600	Debt Service	0.0	0.0	0.0	0.0
9000	Cost Allocation	1.4	16.7	0.0	16.7
9100	Transfers	0.0	0.0	0.0	0.0

## Program Budget Unit Summary of Expenditures and Budget Request for Selected Funds

Agency:	Department of Environmental Quality			
	FY 2022 Actual	FY 2023 Expd. Plan	FY 2024 Fund. Issue	FY 2024 Total Request
<b>Program:</b>	Emergency Response			
<b>Fund:</b>	EV2271-N Underground Storage Tank Revolving			
<b>Non-Appropriated</b>				
<b>Non-Appropriated Total:</b>	42.1	285.9	0.0	285.9
<b>Fund Total:</b>	42.1	285.9	0.0	285.9
<b>Fund:</b>	EV2328-A Permit Administration Fund			
<b>Appropriated</b>				
0000 FTE	0.6	0.6	0.0	0.6
6000 Personal Services	33.6	50.9	0.0	50.9
6100 Employee Related Expenses	8.1	11.7	0.0	11.7
6200 Professional and Outside Services	0.0	0.0	0.0	0.0
6500 Travel In-State	0.0	0.0	0.0	0.0
6600 Travel Out of State	0.0	0.0	0.0	0.0
6700 Food	0.0	0.0	0.0	0.0
6800 Aid to Organizations and Individuals	0.0	0.0	0.0	0.0
7000 Other Operating Expenses	2.2	0.0	0.0	0.0
8000 Equipment	0.0	0.0	0.0	0.0
8100 Capital Outlay	0.0	0.0	0.0	0.0
8600 Debt Service	0.0	0.0	0.0	0.0
9000 Cost Allocation	18.7	28.2	0.0	28.2
9100 Transfers	0.0	0.0	0.0	0.0
<b>Appropriated Total:</b>	62.6	90.8	0.0	90.8
<b>Fund Total:</b>	62.6	90.8	0.0	90.8
<b>Fund:</b>	EV3031-A Emergency Response Fund			
<b>Appropriated</b>				
6000 Personal Services	0.0	0.0	0.0	0.0
6100 Employee Related Expenses	0.0	0.0	0.0	0.0
6200 Professional and Outside Services	0.0	395.5	0.0	395.5
6500 Travel In-State	0.0	0.0	0.0	0.0
6600 Travel Out of State	0.0	0.0	0.0	0.0

## Program Budget Unit Summary of Expenditures and Budget Request for Selected Funds

<b>Agency:</b>	Department of Environmental Quality				
	<b>FY 2022</b>	<b>FY 2023</b>	<b>FY 2024</b>	<b>FY 2024</b>	
	<b>Actual</b>	<b>Expd. Plan</b>	<b>Fund. Issue</b>	<b>Total Request</b>	
<b>Program:</b>	Emergency Response				
<b>Fund:</b>	EV3031-A Emergency Response Fund				
<b>Appropriated</b>					
6700	Food	0.0	0.0	0.0	0.0
6800	Aid to Organizations and Individuals	87.6	132.8	0.0	132.8
7000	Other Operating Expenses	0.0	0.0	0.0	0.0
8000	Equipment	0.0	0.0	0.0	0.0
8100	Capital Outlay	0.0	0.0	0.0	0.0
8600	Debt Service	0.0	0.0	0.0	0.0
9000	Cost Allocation	0.0	0.0	0.0	0.0
9100	Transfers	0.0	0.0	0.0	0.0
<b>Appropriated Total:</b>		87.6	528.3	0.0	528.3
<b>Fund Total:</b>		87.6	528.3	0.0	528.3
<b>Fund:</b>	EV3110-A Solid Waste Fee Fund				
<b>Appropriated</b>					
0000	FTE	0.3	0.0	0.0	0.0
6000	Personal Services	0.0	0.0	0.0	0.0
6100	Employee Related Expenses	0.0	0.0	0.0	0.0
6200	Professional and Outside Services	0.0	0.0	0.0	0.0
6500	Travel In-State	0.0	0.0	0.0	0.0
6600	Travel Out of State	0.0	0.0	0.0	0.0
6700	Food	0.0	0.0	0.0	0.0
6800	Aid to Organizations and Individuals	0.0	0.0	0.0	0.0
7000	Other Operating Expenses	0.0	0.0	0.0	0.0
8000	Equipment	0.0	0.0	0.0	0.0
8100	Capital Outlay	0.0	0.0	0.0	0.0
8600	Debt Service	0.0	0.0	0.0	0.0
9000	Cost Allocation	0.0	0.0	0.0	0.0
9100	Transfers	0.0	0.0	0.0	0.0
<b>Appropriated Total:</b>		0.0	0.0	0.0	0.0
<b>Fund Total:</b>		0.0	0.0	0.0	0.0

## Program Budget Unit Summary of Expenditures and Budget Request for Selected Funds

<b>Agency:</b>	Department of Environmental Quality				
	<b>FY 2022</b>	<b>FY 2023</b>	<b>FY 2024</b>	<b>FY 2024</b>	
	<b>Actual</b>	<b>Expd. Plan</b>	<b>Fund. Issue</b>	<b>Total Request</b>	
<b>Program:</b>	Emergency Response				
<b>Fund:</b>	EV4100-A Water Quality Fee Fund				
<b>Appropriated</b>					
0000	FTE	0.1	0.5	0.0	0.5
6000	Personal Services	2.5	39.4	0.0	39.4
6100	Employee Related Expenses	0.5	15.3	0.0	15.3
6200	Professional and Outside Services	0.0	0.0	0.0	0.0
6500	Travel In-State	0.0	0.0	0.0	0.0
6600	Travel Out of State	0.0	0.0	0.0	0.0
6700	Food	0.0	0.0	0.0	0.0
6800	Aid to Organizations and Individuals	0.0	0.0	0.0	0.0
7000	Other Operating Expenses	2.3	0.0	0.0	0.0
8000	Equipment	0.0	0.0	0.0	0.0
8100	Capital Outlay	0.0	0.0	0.0	0.0
8600	Debt Service	0.0	0.0	0.0	0.0
9000	Cost Allocation	1.4	24.6	0.0	24.6
9100	Transfers	0.0	0.0	0.0	0.0
<b>Appropriated Total:</b>		6.7	79.3	0.0	79.3
<b>Fund Total:</b>		6.7	79.3	0.0	79.3
<b>Fund:</b>	EV9000-A Indirect Cost Recovery Fund				
<b>Appropriated</b>					
0000	FTE	0.0	0.3	0.0	0.3
6000	Personal Services	0.0	39.1	0.0	39.1
6100	Employee Related Expenses	0.0	15.3	0.0	15.3
6200	Professional and Outside Services	0.0	0.0	0.0	0.0
6500	Travel In-State	0.0	0.0	0.0	0.0
6600	Travel Out of State	0.0	0.0	0.0	0.0
6700	Food	0.0	0.0	0.0	0.0
6800	Aid to Organizations and Individuals	0.0	0.0	0.0	0.0
7000	Other Operating Expenses	0.0	0.0	0.0	0.0
8000	Equipment	0.0	0.0	0.0	0.0
8100	Capital Outlay	0.0	0.0	0.0	0.0

## Program Budget Unit Summary of Expenditures and Budget Request for Selected Funds

<b>Agency:</b> Department of Environmental Quality					
		<b>FY 2022</b>	<b>FY 2023</b>	<b>FY 2024</b>	<b>FY 2024</b>
		<b>Actual</b>	<b>Expd. Plan</b>	<b>Fund. Issue</b>	<b>Total Request</b>
<b>Program:</b> Emergency Response					
<b>Fund:</b> EV9000-A Indirect Cost Recovery Fund					
<b>Appropriated</b>					
8600	Debt Service	0.0	0.0	0.0	0.0
9000	Cost Allocation	0.0	0.0	0.0	0.0
9100	Transfers	0.0	0.0	0.0	0.0
<b>Appropriated Total:</b>		0.0	54.4	0.0	54.4
<b>Fund Total:</b>		0.0	54.4	0.0	54.4
<b>Program Total For Selected Funds:</b>		853.8	2,039.2	0.0	2,039.2

## Program Expenditure Schedule

Agency:	Department of Environmental Quality	
Program:	Emergency Response	
	FY 2022 Actual	FY 2023 Expd. Plan
FTE	6.4	6.8
<b>Expenditure Category Total</b>	<b>6.4</b>	<b>6.8</b>
<b>Appropriated</b>		
EV2178-A Hazardous Waste Management Fund (Appropriated)	0.5	0.5
EV2226-A Air Quality Fund (Appropriated)	0.8	1.2
EV2328-A Permit Administration Fund (Appropriated)	0.6	0.6
EV3110-A Solid Waste Fee Fund (Appropriated)	0.3	0.0
EV4100-A Water Quality Fee Fund (Appropriated)	0.1	0.5
EV9000-A Indirect Cost Recovery Fund (Appropriated)	0.0	0.3
	<b>2.3</b>	<b>3.1</b>
<b>Non-Appropriated</b>		
EV2000-N Federal Grants Fund (Non-Appropriated)	1.0	1.0
EV2221-N Water Quality Assurance Revolving Fund (Non-Appropriat	3.0	2.4
EV2271-N Underground Storage Tank Revolving (Non-Appropriated)	0.1	0.3
	<b>4.1</b>	<b>3.7</b>
<b>Fund Source Total</b>	<b>6.4</b>	<b>6.8</b>
<hr/>		
Personal Services	294.3	547.3
Boards and Commissions	0.0	0.0
<b>Expenditure Category Total</b>	<b>294.3</b>	<b>547.3</b>
<b>Appropriated</b>		
EV2178-A Hazardous Waste Management Fund (Appropriated)	32.0	38.1
EV2226-A Air Quality Fund (Appropriated)	40.0	91.2
EV2328-A Permit Administration Fund (Appropriated)	33.6	50.9
EV4100-A Water Quality Fee Fund (Appropriated)	2.5	39.4
EV9000-A Indirect Cost Recovery Fund (Appropriated)	0.0	39.1
	<b>108.1</b>	<b>258.7</b>
<b>Non-Appropriated</b>		
EV2000-N Federal Grants Fund (Non-Appropriated)	44.2	69.1
EV2221-N Water Quality Assurance Revolving Fund (Non-Appropriat	139.4	192.7
EV2271-N Underground Storage Tank Revolving (Non-Appropriated)	2.6	26.8
	<b>186.2</b>	<b>288.6</b>
<b>Fund Source Total</b>	<b>294.3</b>	<b>547.3</b>
<hr/>		
Employee Related Expenses	76.3	163.4
<b>Expenditure Category Total</b>	<b>76.3</b>	<b>163.4</b>
<b>Appropriated</b>		
EV2178-A Hazardous Waste Management Fund (Appropriated)	10.8	13.1
EV2226-A Air Quality Fund (Appropriated)	9.2	19.1
EV2328-A Permit Administration Fund (Appropriated)	8.1	11.7
EV4100-A Water Quality Fee Fund (Appropriated)	0.5	15.3
EV9000-A Indirect Cost Recovery Fund (Appropriated)	0.0	15.3
	<b>28.6</b>	<b>74.5</b>
<b>Non-Appropriated</b>		
EV2000-N Federal Grants Fund (Non-Appropriated)	8.7	26.9
EV2221-N Water Quality Assurance Revolving Fund (Non-Appropriat	38.5	51.6
EV2271-N Underground Storage Tank Revolving (Non-Appropriated)	0.5	10.4
	<b>47.7</b>	<b>88.9</b>
<b>Fund Source Total</b>	<b>76.3</b>	<b>163.4</b>

## Program Expenditure Schedule

<b>Agency:</b>	<b>Department of Environmental Quality</b>
<b>Program:</b>	<b>Emergency Response</b>

	FY 2022 Actual	FY 2023 Expd. Plan
Professional and Outside Services		395.5
External Prof/Outside Serv Budg And Appn	0.0	
External Investment Services	0.0	
Other External Financial Services	0.0	
Attorney General Legal Services	0.0	
External Legal Services	0.0	
External Engineer/Architect Cost - Exp	0.0	
External Engineer/Architect Cost- Cap	0.0	
Other Design	0.0	
Temporary Agency Services	0.0	
Hospital Services	0.0	
Other Medical Services	0.0	
Institutional Care	0.0	
Education And Training	0.0	
Vendor Travel	0.0	
Professional & Outside Services Excluded from Cost Alloca	0.0	
Vendor Travel - Non Reportable	0.0	
External Telecom Consulting Services	0.0	
Costs related to those in custody of the State	0.0	
Non - Confidential Specialist Fees	0.0	
Confidential Specialist Fees	0.0	
Outside Actuarial Costs	0.0	
Other Professional And Outside Services	64.4	
<b>Expenditure Category Total</b>	<b>64.4</b>	<b>395.5</b>
<b>Appropriated</b>		
EV3031-A Emergency Response Fund (Appropriated)	0.0	395.5
	<b>0.0</b>	<b>395.5</b>
<b>Non-Appropriated</b>		
EV2000-N Federal Grants Fund (Non-Appropriated)	44.0	0.0
EV2271-N Underground Storage Tank Revolving (Non-Appropriated)	20.4	0.0
	<b>64.4</b>	<b>0.0</b>
<b>Fund Source Total</b>	<b>64.4</b>	<b>395.5</b>
<hr/>		
Travel In-State	29.7	30.0
<b>Expenditure Category Total</b>	<b>29.7</b>	<b>30.0</b>
<b>Non-Appropriated</b>		
EV2221-N Water Quality Assurance Revolving Fund (Non-Appropriat	29.7	0.0
EV2271-N Underground Storage Tank Revolving (Non-Appropriated)	0.0	30.0
	<b>29.7</b>	<b>30.0</b>
<b>Fund Source Total</b>	<b>29.7</b>	<b>30.0</b>
<hr/>		
Travel Out of State	3.7	6.9
<b>Expenditure Category Total</b>	<b>3.7</b>	<b>6.9</b>
<b>Non-Appropriated</b>		
EV2000-N Federal Grants Fund (Non-Appropriated)	3.7	6.9
	<b>3.7</b>	<b>6.9</b>
<b>Fund Source Total</b>	<b>3.7</b>	<b>6.9</b>
<hr/>		
Food	0.0	0.0



## Program Expenditure Schedule

<b>Agency:</b>	<b>Department of Environmental Quality</b>
<b>Program:</b>	<b>Emergency Response</b>

	FY 2022 Actual	FY 2023 Expd. Plan
<b>Expenditure Category Total</b>	<b>0.0</b>	<b>0.0</b>
<hr/>		
Aid to Organizations and Individuals	92.5	282.6
<b>Expenditure Category Total</b>	<b>92.5</b>	<b>282.6</b>
<b>Appropriated</b>		
EV3031-A Emergency Response Fund (Appropriated)	87.6	132.8
	<b>87.6</b>	<b>132.8</b>
<b>Non-Appropriated</b>		
EV2000-N Federal Grants Fund (Non-Appropriated)	4.9	149.8
	<b>4.9</b>	<b>149.8</b>
<b>Fund Source Total</b>	<b>92.5</b>	<b>282.6</b>
<hr/>		
Other Operating Expenses		207.1
Other Operating Expenditures Budg Approp	0.0	
Other Operating Expenditures Excluded from Cost Allocati	0.0	
Risk Management Charges To State Agency	0.0	
Risk Management Deductible - Indemnity	0.0	
Risk Management Deductible - Legal	0.0	
Risk Management Deductible - Medical	0.0	
Risk Management Deductible - Other	0.0	
Gen Liab- Non Physical-Taxable- Self Ins	0.0	
Gross Proceeds Payments To Attorneys	0.0	
General Liability- Non-Taxable- Self Ins	0.0	
Medical Malpractice - Self-Insured	0.0	
Automobile Liability - Self Insured	0.0	
General Property Damage - Self- Insured	0.0	
Automobile Physical Damage-Self Insured	0.0	
Liability Insurance Premiums	0.0	
Property Insurance Premiums	0.0	
Workers Compensation Benefit Payments	0.0	
Self Insurance - Administrative Fees	0.0	
Self Insurance - Premiums	0.0	
Self Insurance - Claim Payments	0.0	
Self Insurance - Pharmacy Claims	0.0	
Premium Tax On Altcs	0.0	
Other Insurance-Related Charges	0.0	
Internal Service Data Processing	0.0	
Internal Service Data Proc- Pc/Lan	0.0	
External Programming-Mainframe/Legacy	0.0	
External Programming- Pc/Lan/Serv/Web	0.0	
External Data Entry	0.0	
Othr External Data Proc-Mainframe/Legacy	0.0	
Othr External Data Proc-Pc/Lan/Serv/Web	0.0	
Pmt for AFIS Development & Usage	0.0	
Internal Service Telecommunications	0.0	
External Telecom Long Distance-In-State	2.8	
External Telecom Long Distance-Out-State	0.0	
Other External Telecommunication Service	0.0	
Electricity	0.0	
Sanitation Waste Disposal	0.0	

## Program Expenditure Schedule

<b>Agency:</b>	<b>Department of Environmental Quality</b>
<b>Program:</b>	<b>Emergency Response</b>

	FY 2022 Actual	FY 2023 Expd. Plan
Water	0.0	
Gas And Fuel Oil For Buildings	0.0	
Other Utilities	0.0	
Building Rent Charges To State Agencies	0.0	
Priv Lease To Own Bld Rent Chrgs To Agy	0.0	
Cert Of Part Bld Rent Chrgs To Agy	30.1	
Rental Of Land And Buildings	0.0	
Rental Of Computer Equipment	0.0	
Rental Of Other Machinery And Equipment	0.0	
Miscellaneous Rent	0.0	
Interest On Overdue Payments	0.0	
All Other Interest Payments	0.0	
Internal Acct/Budg/Financial Svcs	0.0	
Other Internal Services	0.0	
Repair And Maintenance - Buildings	0.0	
Repair And Maintenance - Vehicles	0.0	
Repair And Maint - Mainframe And Legacy	3.0	
Repair And Maint-Pc/Lan/Serv/Web	0.0	
Repair And Maintenance - Other Equipment	1.0	
Other Repair And Maintenance	0.0	
Software Support And Maintenance	3.3	
Uniforms	0.3	
Inmate Clothing	0.0	
Security Supplies	0.0	
Office Supplies	0.0	
Computer Supplies	1.2	
Housekeeping Supplies	0.0	
Bedding And Bath Supplies	0.0	
Drugs And Medicine Supplies	0.0	
Medical Supplies	0.0	
Dental Supplies	0.0	
Automotive And Transportation Fuels	0.0	
Automotive Lubricants And Supplies	0.0	
Rpr And Maint Supplies-Not Auto Or Build	0.1	
Repair And Maintenance Supplies-Building	0.0	
Other Operating Supplies	4.9	
Publications	0.0	
Aggregate Withheld Or Paid Commissions	0.0	
Lottery Prizes	0.0	
Lottery Distribution Costs	0.0	
Material for Further Processing	0.0	
Other Resale Supplies	0.0	
Loss On Sales Of Capital Assets	0.0	
Loss on Sales of Investments	0.0	
Employee Tuition Reimbursement-Graduate	0.0	
Employee Tuition Reimb Under-Grad/Other	0.0	
Conference Registration-Attendance Fees	0.8	
Other Education And Training Costs	0.2	
Advertising	0.0	
Sponsorships	0.0	
Internal Printing	0.0	

## Program Expenditure Schedule

<b>Agency:</b>	<b>Department of Environmental Quality</b>
<b>Program:</b>	<b>Emergency Response</b>

	FY 2022 Actual	FY 2023 Expd. Plan
External Printing	0.1	
Photography	0.0	
Postage And Delivery	1.2	
Document shredding and Destruction Services	0.0	
Translation and Sign Language Services	0.0	
Distribution To State Universities	0.0	
Other Intrastate Distributions	0.0	
Awards	0.0	
Entertainment And Promotional Items	0.0	
Dues	0.0	
Books- Subscriptions And Publications	0.6	
Costs For Digital Image Or Microfilm	0.0	
Revolving Fund Advances	0.0	
Credit Card Fees Over Approved Limit	0.0	
Relief Bill Expenditures	0.0	
Surplus Property Distr To State Agencies	0.0	
Security Services	0.0	
Judgments - Damages	0.0	
ICA Payments to Claimants Confidential	0.0	
Jdgmnt-Confidential Restitution To Indiv	0.0	
Judgments - Non-Confidential Restitution	0.0	
Judgments - Punitive And Compensatory	0.0	
Pmts Made to Resolve/Disputes/Avoid Costs of Litigation	0.0	
Pmts For Contracted State Inmate Labor	0.0	
Payments To State Inmates	0.0	
Bad Debt Expense	0.0	
Interview Expense	0.0	
Employee Relocations-Nontaxable	4.0	
Employee Relocations-Taxable	0.0	
Non-Confidential Invest/Legal/Law Enf	0.0	
Conf/Sensitive Invest/Legal/Undercover	0.0	
Fingerprinting, Background Checks, Etc.	0.0	
Other Miscellaneous Operating	0.4	
<b>Expenditure Category Total</b>	<b>54.0</b>	<b>207.1</b>
<b>Appropriated</b>		
EV2178-A Hazardous Waste Management Fund (Appropriated)	5.6	0.0
EV2226-A Air Quality Fund (Appropriated)	4.7	0.0
EV2328-A Permit Administration Fund (Appropriated)	2.2	0.0
EV4100-A Water Quality Fee Fund (Appropriated)	2.3	0.0
	<b>14.8</b>	<b>0.0</b>
<b>Non-Appropriated</b>		
EV2000-N Federal Grants Fund (Non-Appropriated)	2.2	0.0
EV2221-N Water Quality Assurance Revolving Fund (Non-Appropriat	22.8	5.1
EV2271-N Underground Storage Tank Revolving (Non-Appropriated)	14.2	202.0
	<b>39.2</b>	<b>207.1</b>
<b>Fund Source Total</b>	<b>54.0</b>	<b>207.1</b>
<hr/>		
Current Year Expenditures		0.0
Capital Equipment Budget And Approp	0.0	
Vehicles Capital Purchase	0.0	
Vehicles Capital Leases	0.0	

## Program Expenditure Schedule

<b>Agency:</b>	<b>Department of Environmental Quality</b>
<b>Program:</b>	<b>Emergency Response</b>

	FY 2022 Actual	FY 2023 Expd. Plan
Furniture Capital Purchase	0.0	
Depreciable Works Of Art & Hist Treas/Coll Capital Purcha	0.0	
Non Depr Works Of Art & Hist Treas/Coll Cap Purchase	0.0	
Furniture Capital Leases	0.0	
Computer Equipment Capital Purchase	0.0	
Computer Equipment Capital Lease	0.0	
Telecommunication Equip-Capital Purchase	0.0	
Telecommunication Equip-Capital Lease	0.0	
Other Equipment Capital Purchase	0.9	
Other Equipment Capital Leases	0.0	
Purchased Or Licensed Software-Website	0.0	
Internally Generated Software-Website	0.0	
Development in Progress	0.0	
Right-Of-Way/Easement/Extraction Rights	0.0	
Oth Int Assets purchased, licensed or internally generate	0.0	
Other intangible assets acquired by capital lease	0.0	
Other Capital Asset Purchases	0.0	
Leasehold Improvement-Capital Purchase	0.0	
Other Capital Asset Leases	0.0	
Non-Capital Equip Budget And Approp	0.0	
Vehicles Non-Capital Purchase	0.0	
Vehicles Non-Capital Leases	0.0	
Furniture Non-Capital Purchase	0.0	
Works Of Art And Hist Treas-Non Capital	0.0	
Furniture Non-Capital Leases	0.0	
Computer Equipment Non-Capital Purchase	2.1	
Computer Equipment Non-Capital Lease	0.0	
Telecomm Equip Non-Capital Purchase	0.0	
Telecomm Equip Non-Capital Leases	0.0	
Other Equipment Non-Capital Purchase	0.0	
Weapons Non-Capital Purchase	0.0	
Other Equipment Non-Capital Lease	0.0	
Purchased Or Licensed Software/Website	0.0	
Internally Generated Software/Website	0.0	
LICENSES AND PERMITS	0.0	
Right-Of-Way/Easement/Extraction Exp	0.0	
Other Intangible Assets - Purchased, Licensed or Internall	0.0	
Noncapital Software/Web By Capital Lease	0.0	
Other Intangible Assets Acquired by Capital Lease	0.0	
Other Long Lived Tangible Assets to be Expenses	0.0	
Non-Capital Equipment Excluded from Cost Allocation	0.0	
<b>Expenditure Category Total</b>	<b>3.0</b>	<b>0.0</b>
<b>Non-Appropriated</b>		
EV2271-N Underground Storage Tank Revolving (Non-Appropriated)	3.0	0.0
<b>Fund Source Total</b>	<b>3.0</b>	<b>0.0</b>
<hr/>		
Capital Outlay	0.0	0.0
<b>Expenditure Category Total</b>	<b>0.0</b>	<b>0.0</b>

## Program Expenditure Schedule

<b>Agency:</b>	Department of Environmental Quality
<b>Program:</b>	Emergency Response

	FY 2022 Actual	FY 2023 Expd. Plan
Debt Service	0.0	0.0
<b>Expenditure Category Total</b>	<b>0.0</b>	<b>0.0</b>
<hr/>		
Cost Allocation	166.6	295.3
<b>Expenditure Category Total</b>	<b>166.6</b>	<b>295.3</b>
<b>Appropriated</b>		
EV2178-A Hazardous Waste Management Fund (Appropriated)	19.2	23.1
EV2226-A Air Quality Fund (Appropriated)	22.1	49.6
EV2328-A Permit Administration Fund (Appropriated)	18.7	28.2
EV4100-A Water Quality Fee Fund (Appropriated)	1.4	24.6
	<b>61.4</b>	<b>125.5</b>
<b>Non-Appropriated</b>		
EV2000-N Federal Grants Fund (Non-Appropriated)	23.8	43.2
EV2221-N Water Quality Assurance Revolving Fund (Non-Appropriated)	80.0	109.9
EV2271-N Underground Storage Tank Revolving (Non-Appropriated)	1.4	16.7
	<b>105.2</b>	<b>169.8</b>
<b>Fund Source Total</b>	<b>166.6</b>	<b>295.3</b>

Transfers	69.3	111.1
<b>Expenditure Category Total</b>	<b>69.3</b>	<b>111.1</b>
<b>Non-Appropriated</b>		
EV2000-N Federal Grants Fund (Non-Appropriated)	69.3	111.1
	<b>69.3</b>	<b>111.1</b>
<b>Fund Source Total</b>	<b>69.3</b>	<b>111.1</b>

### Employee Retirement Coverage

Retirement System	FTE	Personal Services	Fund#
Arizona State Retirement System	1.0	69.1	EV2000-N
Arizona State Retirement System	2.4	192.7	EV2221-N
Arizona State Retirement System	1.2	91.2	EV2226-A
Arizona State Retirement System	0.3	26.8	EV2271-N
Arizona State Retirement System	0.6	50.9	EV2328-A
Arizona State Retirement System	0.5	39.4	EV4100-A
Arizona State Retirement System	0.5	38.1	EV2178-A
Arizona State Retirement System	0.3	39.1	EV9000-A

### Combined Regular & Elected Positions At/Above FICA Maximum of \$147,000

Total FTE	Personal Services	FTE's not eligible for Health, Dental & Life
0.0	0.0	0.0

## Program Budget Unit Summary of Expenditures and Budget Request for All Funds

<b>Agency:</b>	Department of Environmental Quality
<b>Program:</b>	UST and Leaking UST

Expenditure Categories	FY 2022 Actual	FY 2023 Expd. Plan	FY 2024 Fund. Issue	FY 2024 Total Request
0000 FTE	55.4	54.0	0.0	54.0
6000 Personal Services	3,362.5	4,091.1	0.0	4,091.1
6100 Employee Related Expenses	1,196.7	1,494.2	0.0	1,494.2
6200 Professional and Outside Services	7,230.3	9,706.8	0.0	9,706.8
6500 Travel In-State	56.9	58.5	0.0	58.5
6600 Travel Out of State	0.6	1.0	0.0	1.0
6700 Food	0.0	0.0	0.0	0.0
6800 Aid to Organizations and Individuals	14,582.7	24,000.0	0.0	24,000.0
7000 Other Operating Expenses	276.9	59.0	0.0	59.0
8000 Equipment	3.2	0.0	0.0	0.0
8100 Capital Outlay	0.0	0.0	0.0	0.0
8600 Debt Service	0.0	0.0	0.0	0.0
9000 Cost Allocation	2,051.6	2,519.4	0.0	2,519.4
9100 Transfers	0.2	2.0	0.0	2.0
<b>Expenditure Categories Total:</b>	28,761.6	41,932.0	0.0	41,932.0
<b>Fund Source</b>				
<b>Non-Appropriated Funds</b>				
EV2000-N Federal Grants Fund (Non-Appropriated)	1,488.1	1,903.1	0.0	1,903.1
EV2271-N Underground Storage Tank Revolving (Non-Appro	27,273.5	40,028.9	0.0	40,028.9
<b>Fund Source Total:</b>	28,761.6	41,932.0	0.0	41,932.0

## Program Budget Unit Summary of Expenditures and Budget Request for Selected Funds

<b>Agency:</b> Department of Environmental Quality					
		<b>FY 2022</b>	<b>FY 2023</b>	<b>FY 2024</b>	<b>FY 2024</b>
		<b>Actual</b>	<b>Expd. Plan</b>	<b>Fund. Issue</b>	<b>Total Request</b>
<b>Program:</b> UST and Leaking UST					
<b>Fund:</b> EV2000-N Federal Grants Fund					
<b>Non-Appropriated</b>					
0000	FTE	8.3	7.5	0.0	7.5
6000	Personal Services	506.1	533.6	0.0	533.6
6100	Employee Related Expenses	177.7	242.3	0.0	242.3
6200	Professional and Outside Services	477.2	750.9	0.0	750.9
6500	Travel In-State	9.0	9.0	0.0	9.0
6600	Travel Out of State	0.0	0.0	0.0	0.0
6700	Food	0.0	0.0	0.0	0.0
6800	Aid to Organizations and Individuals	0.0	0.0	0.0	0.0
7000	Other Operating Expenses	7.2	12.1	0.0	12.1
8000	Equipment	3.2	0.0	0.0	0.0
8100	Capital Outlay	0.0	0.0	0.0	0.0
8600	Debt Service	0.0	0.0	0.0	0.0
9000	Cost Allocation	307.7	355.2	0.0	355.2
9100	Transfers	0.0	0.0	0.0	0.0
<b>Non-Appropriated Total:</b>		1,488.1	1,903.1	0.0	1,903.1
<b>Fund Total:</b>		1,488.1	1,903.1	0.0	1,903.1
<b>Fund:</b> EV2271-N Underground Storage Tank Revolving					
<b>Non-Appropriated</b>					
0000	FTE	47.1	46.5	0.0	46.5
6000	Personal Services	2,856.4	3,557.5	0.0	3,557.5
6100	Employee Related Expenses	1,019.0	1,251.9	0.0	1,251.9
6200	Professional and Outside Services	6,753.1	8,955.9	0.0	8,955.9
6500	Travel In-State	47.9	49.5	0.0	49.5
6600	Travel Out of State	0.6	1.0	0.0	1.0
6700	Food	0.0	0.0	0.0	0.0
6800	Aid to Organizations and Individuals	14,582.7	24,000.0	0.0	24,000.0
7000	Other Operating Expenses	269.7	46.9	0.0	46.9
8000	Equipment	0.0	0.0	0.0	0.0
8100	Capital Outlay	0.0	0.0	0.0	0.0

## Program Budget Unit Summary of Expenditures and Budget Request for Selected Funds

<b>Agency:</b>	Department of Environmental Quality			
	<b>FY 2022</b>	<b>FY 2023</b>	<b>FY 2024</b>	<b>FY 2024</b>
	<b>Actual</b>	<b>Expd. Plan</b>	<b>Fund. Issue</b>	<b>Total Request</b>
<b>Program:</b>	UST and Leaking UST			
<b>Fund:</b>	EV2271-N Underground Storage Tank Revolving			
	<b>Non-Appropriated</b>			
8600 Debt Service	0.0	0.0	0.0	0.0
9000 Cost Allocation	1,743.9	2,164.2	0.0	2,164.2
9100 Transfers	0.2	2.0	0.0	2.0
<b>Non-Appropriated Total:</b>	27,273.5	40,028.9	0.0	40,028.9
<b>Fund Total:</b>	27,273.5	40,028.9	0.0	40,028.9
<b>Program Total For Selected Funds:</b>	28,761.6	41,932.0	0.0	41,932.0



## Program Expenditure Schedule

Agency:	Department of Environmental Quality	
Program:	UST and Leaking UST	
	FY 2022 Actual	FY 2023 Expd. Plan
FTE	55.4	54.0
<b>Expenditure Category Total</b>	<b>55.4</b>	<b>54.0</b>
<b>Non-Appropriated</b>		
EV2000-N Federal Grants Fund (Non-Appropriated)	8.3	7.5
EV2271-N Underground Storage Tank Revolving (Non-Appropriated)	47.1	46.5
<b>Fund Source Total</b>	<b>55.4</b>	<b>54.0</b>
<hr/>		
Personal Services	3,362.5	4,091.1
Boards and Commissions	0.0	0.0
<b>Expenditure Category Total</b>	<b>3,362.5</b>	<b>4,091.1</b>
<b>Non-Appropriated</b>		
EV2000-N Federal Grants Fund (Non-Appropriated)	506.1	533.6
EV2271-N Underground Storage Tank Revolving (Non-Appropriated)	2,856.4	3,557.5
<b>Fund Source Total</b>	<b>3,362.5</b>	<b>4,091.1</b>
<hr/>		
Employee Related Expenses	1,196.7	1,494.2
<b>Expenditure Category Total</b>	<b>1,196.7</b>	<b>1,494.2</b>
<b>Non-Appropriated</b>		
EV2000-N Federal Grants Fund (Non-Appropriated)	177.7	242.3
EV2271-N Underground Storage Tank Revolving (Non-Appropriated)	1,019.0	1,251.9
<b>Fund Source Total</b>	<b>1,196.7</b>	<b>1,494.2</b>
<hr/>		
Professional and Outside Services		9,706.8
External Prof/Outside Serv Budg And Appn	0.0	
External Investment Services	0.0	
Other External Financial Services	0.0	
Attorney General Legal Services	131.1	
External Legal Services	0.0	
External Engineer/Architect Cost - Exp	0.0	
External Engineer/Architect Cost- Cap	0.0	
Other Design	0.0	
Temporary Agency Services	318.0	
Hospital Services	0.0	
Other Medical Services	0.0	
Institutional Care	0.0	
Education And Training	41.4	
Vendor Travel	0.0	
Professional & Outside Services Excluded from Cost Alloca	0.0	
Vendor Travel - Non Reportable	0.0	
External Telecom Consulting Services	100.0	
Costs related to those in custody of the State	0.0	
Non - Confidential Specialist Fees	0.0	
Confidential Specialist Fees	0.0	
Outside Actuarial Costs	0.0	
Other Professional And Outside Services	6,639.8	

## Program Expenditure Schedule

Agency:	Department of Environmental Quality	
Program:	UST and Leaking UST	
	FY 2022 Actual	FY 2023 Expd. Plan
<b>Expenditure Category Total</b>	<b>7,230.3</b>	<b>9,706.8</b>
<b>Non-Appropriated</b>		
EV2000-N Federal Grants Fund (Non-Appropriated)	477.2	750.9
EV2271-N Underground Storage Tank Revolving (Non-Appropriated)	6,753.1	8,955.9
	<b>7,230.3</b>	<b>9,706.8</b>
<b>Fund Source Total</b>	<b>7,230.3</b>	<b>9,706.8</b>
<hr/>		
Travel In-State	56.9	58.5
<b>Expenditure Category Total</b>	<b>56.9</b>	<b>58.5</b>
<b>Non-Appropriated</b>		
EV2000-N Federal Grants Fund (Non-Appropriated)	9.0	9.0
EV2271-N Underground Storage Tank Revolving (Non-Appropriated)	47.9	49.5
	<b>56.9</b>	<b>58.5</b>
<b>Fund Source Total</b>	<b>56.9</b>	<b>58.5</b>
<hr/>		
Travel Out of State	0.6	1.0
<b>Expenditure Category Total</b>	<b>0.6</b>	<b>1.0</b>
<b>Non-Appropriated</b>		
EV2271-N Underground Storage Tank Revolving (Non-Appropriated)	0.6	1.0
	<b>0.6</b>	<b>1.0</b>
<b>Fund Source Total</b>	<b>0.6</b>	<b>1.0</b>
<hr/>		
Food	0.0	0.0
<b>Expenditure Category Total</b>	<b>0.0</b>	<b>0.0</b>
<hr/>		
Aid to Organizations and Individuals	14,582.7	24,000.0
<b>Expenditure Category Total</b>	<b>14,582.7</b>	<b>24,000.0</b>
<b>Non-Appropriated</b>		
EV2271-N Underground Storage Tank Revolving (Non-Appropriated)	14,582.7	24,000.0
	<b>14,582.7</b>	<b>24,000.0</b>
<b>Fund Source Total</b>	<b>14,582.7</b>	<b>24,000.0</b>
<hr/>		
Other Operating Expenses		59.0
Other Operating Expenditures Budg Approp	0.0	
Other Operating Expenditures Excluded from Cost Allocati	0.0	
Risk Management Charges To State Agency	0.0	
Risk Management Deductible - Indemnity	0.0	
Risk Management Deductible - Legal	0.0	
Risk Management Deductible - Medical	0.0	
Risk Management Deductible - Other	0.0	
Gen Liab- Non Physical-Taxable- Self Ins	0.0	
Gross Proceeds Payments To Attorneys	0.0	
General Liability- Non-Taxable- Self Ins	0.0	
Medical Malpractice - Self-Insured	0.0	
Automobile Liability - Self Insured	0.0	
General Property Damage - Self- Insured	0.0	
Automobile Physical Damage-Self Insured	0.0	
Liability Insurance Premiums	0.0	
Property Insurance Premiums	0.0	
Workers Compensation Benefit Payments	0.0	

## Program Expenditure Schedule

<b>Agency:</b>	<b>Department of Environmental Quality</b>
<b>Program:</b>	<b>UST and Leaking UST</b>

	FY 2022 Actual	FY 2023 Expd. Plan
Self Insurance - Administrative Fees	0.0	
Self Insurance - Premiums	0.0	
Self Insurance - Claim Payments	0.0	
Self Insurance - Pharmacy Claims	0.0	
Premium Tax On Altcs	0.0	
Other Insurance-Related Charges	0.0	
Internal Service Data Processing	0.0	
Internal Service Data Proc- Pc/Lan	0.0	
External Programming-Mainframe/Legacy	0.0	
External Programming- Pc/Lan/Serv/Web	0.0	
External Data Entry	0.0	
Othr External Data Proc-Mainframe/Legacy	0.0	
Othr External Data Proc-Pc/Lan/Serv/Web	0.0	
Pmt for AFIS Development & Usage	0.0	
Internal Service Telecommunications	0.0	
External Telecom Long Distance-In-State	5.5	
External Telecom Long Distance-Out-State	0.0	
Other External Telecommunication Service	0.0	
Electricity	0.0	
Sanitation Waste Disposal	0.0	
Water	0.0	
Gas And Fuel Oil For Buildings	0.0	
Other Utilities	0.0	
Building Rent Charges To State Agencies	0.0	
Priv Lease To Own Bld Rent Chrgs To Agy	0.0	
Cert Of Part Bld Rent Chrgs To Agy	236.9	
Rental Of Land And Buildings	0.0	
Rental Of Computer Equipment	0.0	
Rental Of Other Machinery And Equipment	0.0	
Miscellaneous Rent	0.3	
Interest On Overdue Payments	0.0	
All Other Interest Payments	0.0	
Internal Acct/Budg/Financial Svcs	0.0	
Other Internal Services	0.0	
Repair And Maintenance - Buildings	0.0	
Repair And Maintenance - Vehicles	0.0	
Repair And Maint - Mainframe And Legacy	0.0	
Repair And Maint-Pc/Lan/Serv/Web	0.0	
Repair And Maintenance - Other Equipment	2.0	
Other Repair And Maintenance	0.0	
Software Support And Maintenance	5.2	
Uniforms	0.7	
Inmate Clothing	0.0	
Security Supplies	0.0	
Office Supplies	0.1	
Computer Supplies	0.0	
Housekeeping Supplies	0.0	
Bedding And Bath Supplies	0.0	
Drugs And Medicine Supplies	0.0	
Medical Supplies	0.0	
Dental Supplies	0.0	

## Program Expenditure Schedule

<b>Agency:</b>	<b>Department of Environmental Quality</b>
<b>Program:</b>	<b>UST and Leaking UST</b>

	FY 2022 Actual	FY 2023 Expd. Plan
Automotive And Transportation Fuels	0.0	
Automotive Lubricants And Supplies	0.0	
Rpr And Maint Supplies-Not Auto Or Build	0.0	
Repair And Maintenance Supplies-Building	0.0	
Other Operating Supplies	2.2	
Publications	0.0	
Aggregate Withheld Or Paid Commissions	0.0	
Lottery Prizes	0.0	
Lottery Distribution Costs	0.0	
Material for Further Processing	0.0	
Other Resale Supplies	0.0	
Loss On Sales Of Capital Assets	0.0	
Loss on Sales of Investments	0.0	
Employee Tuition Reimbursement-Graduate	0.0	
Employee Tuition Reimb Under-Grad/Other	0.0	
Conference Registration-Attendance Fees	1.5	
Other Education And Training Costs	0.4	
Advertising	0.0	
Sponsorships	0.0	
Internal Printing	0.0	
External Printing	6.3	
Photography	0.0	
Postage And Delivery	0.2	
Document shredding and Destruction Services	0.0	
Translation and Sign Language Services	0.0	
Distribution To State Universities	0.0	
Other Intrastate Distributions	0.0	
Awards	0.0	
Entertainment And Promotional Items	0.0	
Dues	8.0	
Books- Subscriptions And Publications	5.2	
Costs For Digital Image Or Microfilm	0.0	
Revolving Fund Advances	0.0	
Credit Card Fees Over Approved Limit	0.0	
Relief Bill Expenditures	0.0	
Surplus Property Distr To State Agencies	0.0	
Security Services	0.0	
Judgments - Damages	0.0	
ICA Payments to Claimants Confidential	0.0	
Jdgmnt-Confidential Restitution To Indiv	0.0	
Judgments - Non-Confidential Restitution	0.0	
Judgments - Punitive And Compensatory	0.0	
Pmts Made to Resolve/Disputes/Avoid Costs of Litigation	0.0	
Pmts For Contracted State Inmate Labor	0.0	
Payments To State Inmates	0.0	
Bad Debt Expense	0.0	
Interview Expense	0.0	
Employee Relocations-Nontaxable	0.0	
Employee Relocations-Taxable	0.0	
Non-Confidential Invest/Legal/Law Enf	0.0	
Conf/Sensitive Invest/Legal/Undercover	0.0	

## Program Expenditure Schedule

<b>Agency:</b>	<b>Department of Environmental Quality</b>
<b>Program:</b>	<b>UST and Leaking UST</b>

	FY 2022 Actual	FY 2023 Expd. Plan
Fingerprinting, Background Checks, Etc.	0.0	
Other Miscellaneous Operating	2.4	
<b>Expenditure Category Total</b>	<b>276.9</b>	<b>59.0</b>
<b>Non-Appropriated</b>		
EV2000-N Federal Grants Fund (Non-Appropriated)	7.2	12.1
EV2271-N Underground Storage Tank Revolving (Non-Appropriated)	269.7	46.9
<b>Fund Source Total</b>	<b>276.9</b>	<b>59.0</b>
<hr/>		
Current Year Expenditures		0.0
Capital Equipment Budget And Approp	0.0	
Vehicles Capital Purchase	0.0	
Vehicles Capital Leases	0.0	
Furniture Capital Purchase	0.0	
Depreciable Works Of Art & Hist Treas/Coll Capital Purcha	0.0	
Non Depr Works Of Art & Hist Treas/Coll Cap Purchase	0.0	
Furniture Capital Leases	0.0	
Computer Equipment Capital Purchase	0.0	
Computer Equipment Capital Lease	0.0	
Telecommunication Equip-Capital Purchase	0.0	
Telecommunication Equip-Capital Lease	0.0	
Other Equipment Capital Purchase	0.0	
Other Equipment Capital Leases	0.0	
Purchased Or Licensed Software-Website	0.0	
Internally Generated Software-Website	0.0	
Development in Progress	0.0	
Right-Of-Way/Easement/Extraction Rights	0.0	
Oth Int Assets purchased, licensed or internally generate	0.0	
Other intangible assets acquired by capital lease	0.0	
Other Capital Asset Purchases	0.0	
Leasehold Improvement-Capital Purchase	0.0	
Other Capital Asset Leases	0.0	
Non-Capital Equip Budget And Approp	0.0	
Vehicles Non-Capital Purchase	0.0	
Vehicles Non-Capital Leases	0.0	
Furniture Non-Capital Purchase	0.0	
Works Of Art And Hist Treas-Non Capital	0.0	
Furniture Non-Capital Leases	0.0	
Computer Equipment Non-Capital Purchase	0.0	
Computer Equipment Non-Capital Lease	0.0	
Telecomm Equip Non-Capital Purchase	0.0	
Telecomm Equip Non-Capital Leases	0.0	
Other Equipment Non-Capital Purchase	3.2	
Weapons Non-Capital Purchase	0.0	
Other Equipment Non-Capital Lease	0.0	
Purchased Or Licensed Software/Website	0.0	
Internally Generated Software/Website	0.0	
LICENSES AND PERMITS	0.0	
Right-Of-Way/Easement/Extraction Exp	0.0	
Other Intangible Assets - Purchased, Licensed or Internall	0.0	
Noncapital Software/Web By Capital Lease	0.0	

## Program Expenditure Schedule

<b>Agency:</b>	Department of Environmental Quality
<b>Program:</b>	UST and Leaking UST

	FY 2022 Actual	FY 2023 Expd. Plan
Other Intangible Assets Acquired by Capital Lease	0.0	
Other Long Lived Tangible Assets to be Expenses	0.0	
Non-Capital Equipment Excluded from Cost Allocation	0.0	
<b>Expenditure Category Total</b>	<b>3.2</b>	<b>0.0</b>
<b>Non-Appropriated</b>		
EV2000-N Federal Grants Fund (Non-Appropriated)	3.2	0.0
<b>Fund Source Total</b>	<b>3.2</b>	<b>0.0</b>
<hr/>		
Capital Outlay	0.0	0.0
<b>Expenditure Category Total</b>	<b>0.0</b>	<b>0.0</b>
<hr/>		
Debt Service	0.0	0.0
<b>Expenditure Category Total</b>	<b>0.0</b>	<b>0.0</b>
<hr/>		
Cost Allocation	2,051.6	2,519.4
<b>Expenditure Category Total</b>	<b>2,051.6</b>	<b>2,519.4</b>
<b>Non-Appropriated</b>		
EV2000-N Federal Grants Fund (Non-Appropriated)	307.7	355.2
EV2271-N Underground Storage Tank Revolving (Non-Appropriated)	1,743.9	2,164.2
<b>Fund Source Total</b>	<b>2,051.6</b>	<b>2,519.4</b>
<hr/>		
Transfers	0.2	2.0
<b>Expenditure Category Total</b>	<b>0.2</b>	<b>2.0</b>
<b>Non-Appropriated</b>		
EV2271-N Underground Storage Tank Revolving (Non-Appropriated)	0.2	2.0
<b>Fund Source Total</b>	<b>0.2</b>	<b>2.0</b>

<b>Employee Retirement Coverage</b>			
Retirement System	FTE	Personal Services	Fund#
Arizona State Retirement System	7.5	533.6	EV2000-N
Arizona State Retirement System	46.5	3,557.5	EV2271-N

<b>Combined Regular &amp; Elected Positions At/Above FICA Maximum of \$147,000</b>
--

Total FTE	Personal Services	FTE's not eligible for Health, Dental & Life
0.0	0.0	0.0

## Program Budget Unit Summary of Expenditures and Budget Request for All Funds

<b>Agency:</b>	Department of Environmental Quality
<b>Program:</b>	WQARF

Expenditure Categories	FY 2022 Actual	FY 2023 Expd. Plan	FY 2024 Fund. Issue	FY 2024 Total Request
0000 FTE	36.7	36.1	0.0	36.1
6000 Personal Services	1,933.9	1,936.4	0.0	1,936.4
6100 Employee Related Expenses	694.8	696.0	0.0	696.0
6200 Professional and Outside Services	1,830.4	2,704.5	0.0	2,704.5
6500 Travel In-State	6.7	6.5	0.0	6.5
6600 Travel Out of State	1.8	5.0	0.0	5.0
6700 Food	0.0	0.0	0.0	0.0
6800 Aid to Organizations and Individuals	0.0	0.0	0.0	0.0
7000 Other Operating Expenses	200.5	69.3	0.0	69.3
8000 Equipment	556.0	3.2	0.0	3.2
8100 Capital Outlay	0.0	0.0	0.0	0.0
8600 Debt Service	0.0	0.0	0.0	0.0
9000 Cost Allocation	1,182.9	1,184.6	0.0	1,184.6
9100 Transfers	140.0	15,140.0	0.0	15,140.0
<b>Expenditure Categories Total:</b>				
	6,547.0	21,745.5	0.0	21,745.5
<b>Fund Source</b>				
<b>Appropriated Funds</b>				
AA1000-A General Fund (Appropriated)	0.0	15,000.0	0.0	15,000.0
	0.0	15,000.0	0.0	15,000.0
<b>Non-Appropriated Funds</b>				
EV2221-N Water Quality Assurance Revolving Fund (Non-Appropriated)	4,863.0	5,070.2	0.0	5,070.2
EV2500-N IGA and ISA Fund (Non-Appropriated)	1,684.0	1,675.1	0.0	1,675.1
EV3006-N Specific Site Judgment Fund (Non-Appropriated)	0.0	0.2	0.0	0.2
	6,547.0	6,745.5	0.0	6,745.5
<b>Fund Source Total:</b>				
	6,547.0	21,745.5	0.0	21,745.5

## Program Budget Unit Summary of Expenditures and Budget Request for Selected Funds

<b>Agency:</b>	Department of Environmental Quality				
	<b>FY 2022</b>	<b>FY 2023</b>	<b>FY 2024</b>	<b>FY 2024</b>	
	<b>Actual</b>	<b>Expd. Plan</b>	<b>Fund. Issue</b>	<b>Total Request</b>	
<b>Program:</b>	WQARF				
<b>Fund:</b>	AA1000-A General Fund				
<b>Appropriated</b>					
6000	Personal Services	0.0	0.0	0.0	0.0
6100	Employee Related Expenses	0.0	0.0	0.0	0.0
6200	Professional and Outside Services	0.0	0.0	0.0	0.0
6500	Travel In-State	0.0	0.0	0.0	0.0
6600	Travel Out of State	0.0	0.0	0.0	0.0
6700	Food	0.0	0.0	0.0	0.0
6800	Aid to Organizations and Individuals	0.0	0.0	0.0	0.0
7000	Other Operating Expenses	0.0	0.0	0.0	0.0
8000	Equipment	0.0	0.0	0.0	0.0
8100	Capital Outlay	0.0	0.0	0.0	0.0
8600	Debt Service	0.0	0.0	0.0	0.0
9000	Cost Allocation	0.0	0.0	0.0	0.0
9100	Transfers	0.0	15,000.0	0.0	15,000.0
<b>Appropriated Total:</b>		0.0	15,000.0	0.0	15,000.0
<b>Fund Total:</b>		0.0	15,000.0	0.0	15,000.0
<b>Fund:</b>	EV2221-N Water Quality Assurance Revolving Fund				
<b>Non-Appropriated</b>					
0000	FTE	36.7	36.1	0.0	36.1
6000	Personal Services	1,933.9	1,936.4	0.0	1,936.4
6100	Employee Related Expenses	694.8	696.0	0.0	696.0
6200	Professional and Outside Services	702.4	1,029.2	0.0	1,029.2
6500	Travel In-State	6.7	6.5	0.0	6.5
6600	Travel Out of State	1.8	5.0	0.0	5.0
6700	Food	0.0	0.0	0.0	0.0
6800	Aid to Organizations and Individuals	0.0	0.0	0.0	0.0
7000	Other Operating Expenses	200.5	69.3	0.0	69.3
8000	Equipment	0.0	3.2	0.0	3.2
8100	Capital Outlay	0.0	0.0	0.0	0.0



## Program Budget Unit Summary of Expenditures and Budget Request for Selected Funds

Agency:	Department of Environmental Quality			
	FY 2022 Actual	FY 2023 Expd. Plan	FY 2024 Fund. Issue	FY 2024 Total Request
<b>Program:</b> WQARF				
<b>Fund:</b> EV2221-N Water Quality Assurance Revolving Fund				
<b>Non-Appropriated</b>				
8600 Debt Service	0.0	0.0	0.0	0.0
9000 Cost Allocation	1,182.9	1,184.6	0.0	1,184.6
9100 Transfers	140.0	140.0	0.0	140.0
<b>Non-Appropriated Total:</b>	4,863.0	5,070.2	0.0	5,070.2
<b>Fund Total:</b>	4,863.0	5,070.2	0.0	5,070.2
<b>Fund:</b> EV2500-N IGA and ISA Fund				
<b>Non-Appropriated</b>				
6000 Personal Services	0.0	0.0	0.0	0.0
6100 Employee Related Expenses	0.0	0.0	0.0	0.0
6200 Professional and Outside Services	1,128.0	1,675.1	0.0	1,675.1
6500 Travel In-State	0.0	0.0	0.0	0.0
6600 Travel Out of State	0.0	0.0	0.0	0.0
6700 Food	0.0	0.0	0.0	0.0
6800 Aid to Organizations and Individuals	0.0	0.0	0.0	0.0
7000 Other Operating Expenses	0.0	0.0	0.0	0.0
8000 Equipment	556.0	0.0	0.0	0.0
8100 Capital Outlay	0.0	0.0	0.0	0.0
8600 Debt Service	0.0	0.0	0.0	0.0
9000 Cost Allocation	0.0	0.0	0.0	0.0
9100 Transfers	0.0	0.0	0.0	0.0
<b>Non-Appropriated Total:</b>	1,684.0	1,675.1	0.0	1,675.1
<b>Fund Total:</b>	1,684.0	1,675.1	0.0	1,675.1
<b>Fund:</b> EV3006-N Specific Site Judgment Fund				
<b>Non-Appropriated</b>				
6000 Personal Services	0.0	0.0	0.0	0.0
6100 Employee Related Expenses	0.0	0.0	0.0	0.0

## Program Budget Unit Summary of Expenditures and Budget Request for Selected Funds

<b>Agency:</b>	Department of Environmental Quality				
	<b>FY 2022</b>	<b>FY 2023</b>	<b>FY 2024</b>	<b>FY 2024</b>	
	<b>Actual</b>	<b>Expd. Plan</b>	<b>Fund. Issue</b>	<b>Total Request</b>	
<b>Program:</b>	WQARF				
<b>Fund:</b>	EV3006-N Specific Site Judgment Fund				
<b>Non-Appropriated</b>					
6200	Professional and Outside Services	0.0	0.2	0.0	0.2
6500	Travel In-State	0.0	0.0	0.0	0.0
6600	Travel Out of State	0.0	0.0	0.0	0.0
6700	Food	0.0	0.0	0.0	0.0
6800	Aid to Organizations and Individuals	0.0	0.0	0.0	0.0
7000	Other Operating Expenses	0.0	0.0	0.0	0.0
8000	Equipment	0.0	0.0	0.0	0.0
8100	Capital Outlay	0.0	0.0	0.0	0.0
8600	Debt Service	0.0	0.0	0.0	0.0
9000	Cost Allocation	0.0	0.0	0.0	0.0
9100	Transfers	0.0	0.0	0.0	0.0
<b>Non-Appropriated Total:</b>		0.0	0.2	0.0	0.2
<b>Fund Total:</b>		0.0	0.2	0.0	0.2
<b>Program Total For Selected Funds:</b>		6,547.0	21,745.5	0.0	21,745.5

## Program Expenditure Schedule

Agency:	Department of Environmental Quality	
Program:	WQARF	
	FY 2022 Actual	FY 2023 Expd. Plan
FTE	36.7	36.1
<b>Expenditure Category Total</b>	<b>36.7</b>	<b>36.1</b>
<b>Non-Appropriated</b>		
EV2221-N Water Quality Assurance Revolving Fund (Non-Appropriat	36.7	36.1
<b>Fund Source Total</b>	<b>36.7</b>	<b>36.1</b>
<hr/>		
Personal Services	1,933.9	1,936.4
Boards and Commissions	0.0	0.0
<b>Expenditure Category Total</b>	<b>1,933.9</b>	<b>1,936.4</b>
<b>Non-Appropriated</b>		
EV2221-N Water Quality Assurance Revolving Fund (Non-Appropriat	1,933.9	1,936.4
<b>Fund Source Total</b>	<b>1,933.9</b>	<b>1,936.4</b>
<hr/>		
Employee Related Expenses	694.8	696.0
<b>Expenditure Category Total</b>	<b>694.8</b>	<b>696.0</b>
<b>Non-Appropriated</b>		
EV2221-N Water Quality Assurance Revolving Fund (Non-Appropriat	694.8	696.0
<b>Fund Source Total</b>	<b>694.8</b>	<b>696.0</b>
<hr/>		
Professional and Outside Services		2,704.5
External Prof/Outside Serv Budg And Appn	0.0	
External Investment Services	0.0	
Other External Financial Services	0.0	
Attorney General Legal Services	367.6	
External Legal Services	0.3	
External Engineer/Architect Cost - Exp	0.0	
External Engineer/Architect Cost- Cap	0.0	
Other Design	0.0	
Temporary Agency Services	72.4	
Hospital Services	0.0	
Other Medical Services	0.0	
Institutional Care	0.0	
Education And Training	7.7	
Vendor Travel	0.0	
Professional & Outside Services Excluded from Cost Alloca	0.0	
Vendor Travel - Non Reportable	0.0	
External Telecom Consulting Services	0.0	
Costs related to those in custody of the State	0.0	
Non - Confidential Specialist Fees	0.0	
Confidential Specialist Fees	0.0	
Outside Actuarial Costs	0.0	
Other Professional And Outside Services	1,382.4	

## Program Expenditure Schedule

<b>Agency:</b>	<b>Department of Environmental Quality</b>
<b>Program:</b>	<b>WQARF</b>

	FY 2022 Actual	FY 2023 Expd. Plan
<b>Expenditure Category Total</b>	<b>1,830.4</b>	<b>2,704.5</b>
<b>Non-Appropriated</b>		
EV2221-N Water Quality Assurance Revolving Fund (Non-Appropriat	702.4	1,029.2
EV2500-N IGA and ISA Fund (Non-Appropriated)	1,128.0	1,675.1
EV3006-N Specific Site Judgment Fund (Non-Appropriated)	0.0	0.2
	<b>1,830.4</b>	<b>2,704.5</b>
<b>Fund Source Total</b>	<b>1,830.4</b>	<b>2,704.5</b>
<hr/>		
Travel In-State	6.7	6.5
<b>Expenditure Category Total</b>	<b>6.7</b>	<b>6.5</b>
<b>Non-Appropriated</b>		
EV2221-N Water Quality Assurance Revolving Fund (Non-Appropriat	6.7	6.5
	<b>6.7</b>	<b>6.5</b>
<b>Fund Source Total</b>	<b>6.7</b>	<b>6.5</b>
<hr/>		
Travel Out of State	1.8	5.0
<b>Expenditure Category Total</b>	<b>1.8</b>	<b>5.0</b>
<b>Non-Appropriated</b>		
EV2221-N Water Quality Assurance Revolving Fund (Non-Appropriat	1.8	5.0
	<b>1.8</b>	<b>5.0</b>
<b>Fund Source Total</b>	<b>1.8</b>	<b>5.0</b>
<hr/>		
Food	0.0	0.0
<b>Expenditure Category Total</b>	<b>0.0</b>	<b>0.0</b>
<hr/>		
Aid to Organizations and Individuals	0.0	0.0
<b>Expenditure Category Total</b>	<b>0.0</b>	<b>0.0</b>
<hr/>		
Other Operating Expenses		69.3
Other Operating Expenditures Budg Approp	0.0	
Other Operating Expenditures Excluded from Cost Allocati	0.0	
Risk Management Charges To State Agency	0.0	
Risk Management Deductible - Indemnity	0.0	
Risk Management Deductible - Legal	0.0	
Risk Management Deductible - Medical	0.0	
Risk Management Deductible - Other	0.0	
Gen Liab- Non Physical-Taxable- Self Ins	0.0	
Gross Proceeds Payments To Attorneys	0.0	
General Liability- Non-Taxable- Self Ins	0.0	
Medical Malpractice - Self-Insured	0.0	
Automobile Liability - Self Insured	0.0	
General Property Damage - Self- Insured	0.0	
Automobile Physical Damage-Self Insured	0.0	
Liability Insurance Premiums	0.0	
Property Insurance Premiums	0.0	
Workers Compensation Benefit Payments	0.0	
Self Insurance - Administrative Fees	0.0	
Self Insurance - Premiums	0.0	
Self Insurance - Claim Payments	0.0	

## Program Expenditure Schedule

<b>Agency:</b>	<b>Department of Environmental Quality</b>
<b>Program:</b>	<b>WQARF</b>

	FY 2022 Actual	FY 2023 Expd. Plan
Self Insurance - Pharmacy Claims	0.0	
Premium Tax On Altcs	0.0	
Other Insurance-Related Charges	0.0	
Internal Service Data Processing	0.0	
Internal Service Data Proc- Pc/Lan	0.0	
External Programming-Mainframe/Legacy	0.0	
External Programming- Pc/Lan/Serv/Web	0.0	
External Data Entry	0.0	
Othr External Data Proc-Mainframe/Legacy	0.0	
Othr External Data Proc-Pc/Lan/Serv/Web	0.0	
Pmt for AFIS Development & Usage	0.0	
Internal Service Telecommunications	0.0	
External Telecom Long Distance-In-State	3.8	
External Telecom Long Distance-Out-State	0.0	
Other External Telecommunication Service	0.0	
Electricity	0.0	
Sanitation Waste Disposal	0.5	
Water	0.3	
Gas And Fuel Oil For Buildings	0.0	
Other Utilities	0.0	
Building Rent Charges To State Agencies	0.0	
Priv Lease To Own Bld Rent Chrgs To Agy	0.0	
Cert Of Part Bld Rent Chrgs To Agy	144.6	
Rental Of Land And Buildings	0.0	
Rental Of Computer Equipment	0.0	
Rental Of Other Machinery And Equipment	0.0	
Miscellaneous Rent	0.0	
Interest On Overdue Payments	0.0	
All Other Interest Payments	0.0	
Internal Acct/Budg/Financial Svcs	0.0	
Other Internal Services	0.0	
Repair And Maintenance - Buildings	0.0	
Repair And Maintenance - Vehicles	0.0	
Repair And Maint - Mainframe And Legacy	0.0	
Repair And Maint-Pc/Lan/Serv/Web	0.0	
Repair And Maintenance - Other Equipment	0.0	
Other Repair And Maintenance	0.0	
Software Support And Maintenance	3.8	
Uniforms	0.0	
Inmate Clothing	0.0	
Security Supplies	0.0	
Office Supplies	0.0	
Computer Supplies	0.0	
Housekeeping Supplies	0.0	
Bedding And Bath Supplies	0.0	
Drugs And Medicine Supplies	0.0	
Medical Supplies	0.0	
Dental Supplies	0.0	
Automotive And Transportation Fuels	0.0	
Automotive Lubricants And Supplies	0.0	
Rpr And Maint Supplies-Not Auto Or Build	0.0	

## Program Expenditure Schedule

<b>Agency:</b>	<b>Department of Environmental Quality</b>
<b>Program:</b>	<b>WQARF</b>

	FY 2022 Actual	FY 2023 Expd. Plan
Repair And Maintenance Supplies-Building	0.0	
Other Operating Supplies	1.2	
Publications	0.0	
Aggregate Withheld Or Paid Commissions	0.0	
Lottery Prizes	0.0	
Lottery Distribution Costs	0.0	
Material for Further Processing	0.0	
Other Resale Supplies	0.0	
Loss On Sales Of Capital Assets	0.0	
Loss on Sales of Investments	0.0	
Employee Tuition Reimbursement-Graduate	0.0	
Employee Tuition Reimb Under-Grad/Other	6.2	
Conference Registration-Attendance Fees	6.7	
Other Education And Training Costs	0.2	
Advertising	2.3	
Sponsorships	0.0	
Internal Printing	0.0	
External Printing	17.7	
Photography	0.0	
Postage And Delivery	2.9	
Document shredding and Destruction Services	0.0	
Translation and Sign Language Services	3.5	
Distribution To State Universities	0.0	
Other Intrastate Distributions	0.0	
Awards	0.0	
Entertainment And Promotional Items	0.0	
Dues	3.9	
Books- Subscriptions And Publications	2.9	
Costs For Digital Image Or Microfilm	0.0	
Revolving Fund Advances	0.0	
Credit Card Fees Over Approved Limit	0.0	
Relief Bill Expenditures	0.0	
Surplus Property Distr To State Agencies	0.0	
Security Services	0.0	
Judgments - Damages	0.0	
ICA Payments to Claimants Confidential	0.0	
Jdgmnt-Confidential Restitution To Indiv	0.0	
Judgments - Non-Confidential Restitution	0.0	
Judgments - Punitive And Compensatory	0.0	
Pmts Made to Resolve/Disputes/Avoid Costs of Litigation	0.0	
Pmts For Contracted State Inmate Labor	0.0	
Payments To State Inmates	0.0	
Bad Debt Expense	0.0	
Interview Expense	0.0	
Employee Relocations-Nontaxable	0.0	
Employee Relocations-Taxable	0.0	
Non-Confidential Invest/Legal/Law Enf	0.0	
Conf/Sensitive Invest/Legal/Undercover	0.0	
Fingerprinting, Background Checks, Etc.	0.0	
Other Miscellaneous Operating	0.0	

## Program Expenditure Schedule

<b>Agency:</b>	<b>Department of Environmental Quality</b>
<b>Program:</b>	<b>WQARF</b>

	FY 2022 Actual	FY 2023 Expd. Plan
<b>Expenditure Category Total</b>	<b>200.5</b>	<b>69.3</b>
<b>Non-Appropriated</b>		
EV2221-N Water Quality Assurance Revolving Fund (Non-Appropriat	200.5	69.3
<b>Fund Source Total</b>	<b>200.5</b>	<b>69.3</b>
<hr/>		
Current Year Expenditures		3.2
Capital Equipment Budget And Approp	0.0	
Vehicles Capital Purchase	0.0	
Vehicles Capital Leases	0.0	
Furniture Capital Purchase	0.0	
Depreciable Works Of Art & Hist Treas/Coll Capital Purcha	0.0	
Non Depr Works Of Art & Hist Treas/Coll Cap Purchase	0.0	
Furniture Capital Leases	0.0	
Computer Equipment Capital Purchase	0.0	
Computer Equipment Capital Lease	0.0	
Telecommunication Equip-Capital Purchase	0.0	
Telecommunication Equip-Capital Lease	0.0	
Other Equipment Capital Purchase	0.0	
Other Equipment Capital Leases	0.0	
Purchased Or Licensed Software-Website	0.0	
Internally Generated Software-Website	0.0	
Development in Progress	0.0	
Right-Of-Way/Easement/Extraction Rights	0.0	
Oth Int Assets purchased, licensed or internally generate	0.0	
Other intangible assets acquired by capital lease	0.0	
Other Capital Asset Purchases	556.0	
Leasehold Improvement-Capital Purchase	0.0	
Other Capital Asset Leases	0.0	
Non-Capital Equip Budget And Approp	0.0	
Vehicles Non-Capital Purchase	0.0	
Vehicles Non-Capital Leases	0.0	
Furniture Non-Capital Purchase	0.0	
Works Of Art And Hist Treas-Non Capital	0.0	
Furniture Non-Capital Leases	0.0	
Computer Equipment Non-Capital Purchase	0.0	
Computer Equipment Non-Capital Lease	0.0	
Telecomm Equip Non-Capital Purchase	0.0	
Telecomm Equip Non-Capital Leases	0.0	
Other Equipment Non-Capital Purchase	0.0	
Weapons Non-Capital Purchase	0.0	
Other Equipment Non-Capital Lease	0.0	
Purchased Or Licensed Software/Website	0.0	
Internally Generated Software/Website	0.0	
LICENSES AND PERMITS	0.0	
Right-Of-Way/Easement/Extraction Exp	0.0	
Other Intangible Assets - Purchased, Licensed or Internall	0.0	
Noncapital Software/Web By Capital Lease	0.0	
Other Intangible Assets Acquired by Capital Lease	0.0	
Other Long Lived Tangible Assets to be Expenses	0.0	
Non-Capital Equipment Excluded from Cost Allocation	0.0	

## Program Expenditure Schedule

<b>Agency:</b>	Department of Environmental Quality
<b>Program:</b>	WQARF

	FY 2022 Actual	FY 2023 Expd. Plan
<b>Expenditure Category Total</b>	<b>556.0</b>	<b>3.2</b>
<b>Non-Appropriated</b>		
EV2221-N Water Quality Assurance Revolving Fund (Non-Appropriat	0.0	3.2
EV2500-N IGA and ISA Fund (Non-Appropriated)	556.0	0.0
	<b>556.0</b>	<b>3.2</b>
<b>Fund Source Total</b>	<b>556.0</b>	<b>3.2</b>
<hr/>		
Capital Outlay	0.0	0.0
<b>Expenditure Category Total</b>	<b>0.0</b>	<b>0.0</b>
<hr/>		
Debt Service	0.0	0.0
<b>Expenditure Category Total</b>	<b>0.0</b>	<b>0.0</b>
<hr/>		
Cost Allocation	1,182.9	1,184.6
<b>Expenditure Category Total</b>	<b>1,182.9</b>	<b>1,184.6</b>
<b>Non-Appropriated</b>		
EV2221-N Water Quality Assurance Revolving Fund (Non-Appropriat	1,182.9	1,184.6
	<b>1,182.9</b>	<b>1,184.6</b>
<b>Fund Source Total</b>	<b>1,182.9</b>	<b>1,184.6</b>
<hr/>		
Transfers	140.0	15,140.0
<b>Expenditure Category Total</b>	<b>140.0</b>	<b>15,140.0</b>
<b>Appropriated</b>		
AA1000-A General Fund (Appropriated)	0.0	15,000.0
	<b>0.0</b>	<b>15,000.0</b>
<b>Non-Appropriated</b>		
EV2221-N Water Quality Assurance Revolving Fund (Non-Appropriat	140.0	140.0
	<b>140.0</b>	<b>140.0</b>
<b>Fund Source Total</b>	<b>140.0</b>	<b>15,140.0</b>

<b>Employee Retirement Coverage</b>			
Retirement System	FTE	Personal Services	Fund#
Arizona State Retirement System	36.1	1,936.4	EV2221-N

<b>Combined Regular &amp; Elected Positions At/Above FICA Maximum of \$147,000</b>		
Total FTE	Personal Services	FTE's not eligible for Health, Dental & Life
0.0	0.0	0.0



## Program Budget Unit Summary of Expenditures and Budget Request for All Funds

<b>Agency:</b>	Department of Environmental Quality
<b>Program:</b>	Voluntary Remediation

<b>Expenditure Categories</b>	<b>FY 2022 Actual</b>	<b>FY 2023 Expd. Plan</b>	<b>FY 2024 Fund. Issue</b>	<b>FY 2024 Total Request</b>
0000 FTE	4.2	5.2	0.0	5.2
6000 Personal Services	339.3	490.7	0.0	490.7
6100 Employee Related Expenses	119.3	171.2	0.0	171.2
6200 Professional and Outside Services	149.4	75.0	0.0	75.0
6500 Travel In-State	0.7	0.0	0.0	0.0
6600 Travel Out of State	0.0	0.0	0.0	0.0
6700 Food	0.0	0.0	0.0	0.0
6800 Aid to Organizations and Individuals	0.0	0.0	0.0	0.0
7000 Other Operating Expenses	0.0	0.0	0.0	0.0
8000 Equipment	0.0	0.0	0.0	0.0
8100 Capital Outlay	0.0	0.0	0.0	0.0
8600 Debt Service	0.0	0.0	0.0	0.0
9000 Cost Allocation	206.4	297.8	0.0	297.8
9100 Transfers	0.0	0.0	0.0	0.0
<b>Expenditure Categories Total:</b>				
	815.1	1,034.7	0.0	1,034.7
<b>Fund Source</b>				
<b>Non-Appropriated Funds</b>				
EV2000-N Federal Grants Fund (Non-Appropriated)	188.2	381.9	0.0	381.9
EV2563-N Institutional & Engineering Control Fund (Non-Appropriated)	28.0	37.4	0.0	37.4
EV2564-N Voluntary Remediation Fund (Non-Appropriated)	598.9	615.4	0.0	615.4
<b>Fund Source Total:</b>				
	815.1	1,034.7	0.0	1,034.7

## Program Budget Unit Summary of Expenditures and Budget Request for Selected Funds

Agency:	Department of Environmental Quality			
	FY 2022 Actual	FY 2023 Expd. Plan	FY 2024 Fund. Issue	FY 2024 Total Request
<b>Program:</b>	<b>Voluntary Remediation</b>			
<b>Fund:</b>	<b>EV2000-N Federal Grants Fund</b>			
<b>Non-Appropriated</b>				
0000 FTE	1.7	1.9	0.0	1.9
6000 Personal Services	95.1	193.3	0.0	193.3
6100 Employee Related Expenses	34.7	70.1	0.0	70.1
6200 Professional and Outside Services	0.0	0.0	0.0	0.0
6500 Travel In-State	0.0	0.0	0.0	0.0
6600 Travel Out of State	0.0	0.0	0.0	0.0
6700 Food	0.0	0.0	0.0	0.0
6800 Aid to Organizations and Individuals	0.0	0.0	0.0	0.0
7000 Other Operating Expenses	0.0	0.0	0.0	0.0
8000 Equipment	0.0	0.0	0.0	0.0
8100 Capital Outlay	0.0	0.0	0.0	0.0
8600 Debt Service	0.0	0.0	0.0	0.0
9000 Cost Allocation	58.4	118.5	0.0	118.5
9100 Transfers	0.0	0.0	0.0	0.0
<b>Non-Appropriated Total:</b>	188.2	381.9	0.0	381.9
<b>Fund Total:</b>	188.2	381.9	0.0	381.9
<b>Fund:</b>	<b>EV2563-N Institutional &amp; Engineering Control Fund</b>			
<b>Non-Appropriated</b>				
0000 FTE	0.2	0.2	0.0	0.2
6000 Personal Services	14.0	18.7	0.0	18.7
6100 Employee Related Expenses	5.3	7.1	0.0	7.1
6200 Professional and Outside Services	0.0	0.0	0.0	0.0
6500 Travel In-State	0.0	0.0	0.0	0.0
6600 Travel Out of State	0.0	0.0	0.0	0.0
6700 Food	0.0	0.0	0.0	0.0
6800 Aid to Organizations and Individuals	0.0	0.0	0.0	0.0
7000 Other Operating Expenses	0.0	0.0	0.0	0.0
8000 Equipment	0.0	0.0	0.0	0.0
8100 Capital Outlay	0.0	0.0	0.0	0.0

## Program Budget Unit Summary of Expenditures and Budget Request for Selected Funds

<b>Agency:</b>	Department of Environmental Quality			
	<b>FY 2022</b>	<b>FY 2023</b>	<b>FY 2024</b>	<b>FY 2024</b>
	<b>Actual</b>	<b>Expd. Plan</b>	<b>Fund. Issue</b>	<b>Total Request</b>
<b>Program:</b>	Voluntary Remediation			
<b>Fund:</b>	EV2563-N Institutional & Engineering Control Fund			
<b>Non-Appropriated</b>				
8600 Debt Service	0.0	0.0	0.0	0.0
9000 Cost Allocation	8.7	11.6	0.0	11.6
9100 Transfers	0.0	0.0	0.0	0.0
<b>Non-Appropriated Total:</b>	<b>28.0</b>	<b>37.4</b>	<b>0.0</b>	<b>37.4</b>
<b>Fund Total:</b>	<b>28.0</b>	<b>37.4</b>	<b>0.0</b>	<b>37.4</b>
<b>Fund:</b>	EV2564-N Voluntary Remediation Fund			
<b>Non-Appropriated</b>				
0000 FTE	2.3	3.1	0.0	3.1
6000 Personal Services	230.2	278.7	0.0	278.7
6100 Employee Related Expenses	79.3	94.0	0.0	94.0
6200 Professional and Outside Services	149.4	75.0	0.0	75.0
6500 Travel In-State	0.7	0.0	0.0	0.0
6600 Travel Out of State	0.0	0.0	0.0	0.0
6700 Food	0.0	0.0	0.0	0.0
6800 Aid to Organizations and Individuals	0.0	0.0	0.0	0.0
7000 Other Operating Expenses	0.0	0.0	0.0	0.0
8000 Equipment	0.0	0.0	0.0	0.0
8100 Capital Outlay	0.0	0.0	0.0	0.0
8600 Debt Service	0.0	0.0	0.0	0.0
9000 Cost Allocation	139.3	167.7	0.0	167.7
9100 Transfers	0.0	0.0	0.0	0.0
<b>Non-Appropriated Total:</b>	<b>598.9</b>	<b>615.4</b>	<b>0.0</b>	<b>615.4</b>
<b>Fund Total:</b>	<b>598.9</b>	<b>615.4</b>	<b>0.0</b>	<b>615.4</b>
<b>Program Total For Selected Funds:</b>	<b>815.1</b>	<b>1,034.7</b>	<b>0.0</b>	<b>1,034.7</b>

## Program Expenditure Schedule

Agency:	Department of Environmental Quality	
Program:	Voluntary Remediation	
	FY 2022 Actual	FY 2023 Expd. Plan
FTE	4.2	5.2
<b>Expenditure Category Total</b>	<b>4.2</b>	<b>5.2</b>
<b>Non-Appropriated</b>		
EV2000-N Federal Grants Fund (Non-Appropriated)	1.7	1.9
EV2563-N Institutional & Engineering Control Fund (Non-Appropriate)	0.2	0.2
EV2564-N Voluntary Remediation Fund (Non-Appropriated)	2.3	3.1
<b>Fund Source Total</b>	<b>4.2</b>	<b>5.2</b>
<hr/>		
Personal Services	339.3	490.7
Boards and Commissions	0.0	0.0
<b>Expenditure Category Total</b>	<b>339.3</b>	<b>490.7</b>
<b>Non-Appropriated</b>		
EV2000-N Federal Grants Fund (Non-Appropriated)	95.1	193.3
EV2563-N Institutional & Engineering Control Fund (Non-Appropriate)	14.0	18.7
EV2564-N Voluntary Remediation Fund (Non-Appropriated)	230.2	278.7
<b>Fund Source Total</b>	<b>339.3</b>	<b>490.7</b>
<hr/>		
Employee Related Expenses	119.3	171.2
<b>Expenditure Category Total</b>	<b>119.3</b>	<b>171.2</b>
<b>Non-Appropriated</b>		
EV2000-N Federal Grants Fund (Non-Appropriated)	34.7	70.1
EV2563-N Institutional & Engineering Control Fund (Non-Appropriate)	5.3	7.1
EV2564-N Voluntary Remediation Fund (Non-Appropriated)	79.3	94.0
<b>Fund Source Total</b>	<b>119.3</b>	<b>171.2</b>
<hr/>		
Professional and Outside Services		75.0
External Prof/Outside Serv Budg And Appn	0.0	
External Investment Services	0.0	
Other External Financial Services	0.0	
Attorney General Legal Services	6.4	
External Legal Services	0.0	
External Engineer/Architect Cost - Exp	0.0	
External Engineer/Architect Cost- Cap	0.0	
Other Design	0.0	
Temporary Agency Services	0.0	
Hospital Services	0.0	
Other Medical Services	0.0	
Institutional Care	0.0	
Education And Training	0.0	
Vendor Travel	0.0	
Professional & Outside Services Excluded from Cost Alloca	0.0	
Vendor Travel - Non Reportable	0.0	
External Telecom Consulting Services	0.0	
Costs related to those in custody of the State	0.0	
Non - Confidential Specialist Fees	0.0	
Confidential Specialist Fees	0.0	
Outside Actuarial Costs	0.0	

## Program Expenditure Schedule

<b>Agency:</b>	<b>Department of Environmental Quality</b>
<b>Program:</b>	<b>Voluntary Remediation</b>

	FY 2022 Actual	FY 2023 Expd. Plan
Other Professional And Outside Services	143.0	
<b>Expenditure Category Total</b>	<b>149.4</b>	<b>75.0</b>
<b>Non-Appropriated</b>		
EV2564-N Voluntary Remediation Fund (Non-Appropriated)	149.4	75.0
<b>Fund Source Total</b>	<b>149.4</b>	<b>75.0</b>
<hr/>		
Travel In-State	0.7	0.0
<b>Expenditure Category Total</b>	<b>0.7</b>	<b>0.0</b>
<b>Non-Appropriated</b>		
EV2564-N Voluntary Remediation Fund (Non-Appropriated)	0.7	0.0
<b>Fund Source Total</b>	<b>0.7</b>	<b>0.0</b>
<hr/>		
Travel Out of State	0.0	0.0
<b>Expenditure Category Total</b>	<b>0.0</b>	<b>0.0</b>
<hr/>		
Food	0.0	0.0
<b>Expenditure Category Total</b>	<b>0.0</b>	<b>0.0</b>
<hr/>		
Aid to Organizations and Individuals	0.0	0.0
<b>Expenditure Category Total</b>	<b>0.0</b>	<b>0.0</b>
<hr/>		
Other Operating Expenses		0.0
Other Operating Expenditures Budg Approp	0.0	
Other Operating Expenditures Excluded from Cost Allocati	0.0	
Risk Management Charges To State Agency	0.0	
Risk Management Deductible - Indemnity	0.0	
Risk Management Deductible - Legal	0.0	
Risk Management Deductible - Medical	0.0	
Risk Management Deductible - Other	0.0	
Gen Liab- Non Physical-Taxable- Self Ins	0.0	
Gross Proceeds Payments To Attorneys	0.0	
General Liability- Non-Taxable- Self Ins	0.0	
Medical Malpractice - Self-Insured	0.0	
Automobile Liability - Self Insured	0.0	
General Property Damage - Self- Insured	0.0	
Automobile Physical Damage-Self Insured	0.0	
Liability Insurance Premiums	0.0	
Property Insurance Premiums	0.0	
Workers Compensation Benefit Payments	0.0	
Self Insurance - Administrative Fees	0.0	
Self Insurance - Premiums	0.0	
Self Insurance - Claim Payments	0.0	
Self Insurance - Pharmacy Claims	0.0	
Premium Tax On Altcs	0.0	
Other Insurance-Related Charges	0.0	
Internal Service Data Processing	0.0	
Internal Service Data Proc- Pc/Lan	0.0	

## Program Expenditure Schedule

<b>Agency:</b>	<b>Department of Environmental Quality</b>
<b>Program:</b>	<b>Voluntary Remediation</b>

	FY 2022 Actual	FY 2023 Expd. Plan
External Programming-Mainframe/Legacy	0.0	
External Programming- Pc/Lan/Serv/Web	0.0	
External Data Entry	0.0	
Othr External Data Proc-Mainframe/Legacy	0.0	
Othr External Data Proc-Pc/Lan/Serv/Web	0.0	
Pmt for AFIS Development & Usage	0.0	
Internal Service Telecommunications	0.0	
External Telecom Long Distance-In-State	0.0	
External Telecom Long Distance-Out-State	0.0	
Other External Telecommunication Service	0.0	
Electricity	0.0	
Sanitation Waste Disposal	0.0	
Water	0.0	
Gas And Fuel Oil For Buildings	0.0	
Other Utilities	0.0	
Building Rent Charges To State Agencies	0.0	
Priv Lease To Own Bld Rent Chrgs To Agy	0.0	
Cert Of Part Bld Rent Chrgs To Agy	0.0	
Rental Of Land And Buildings	0.0	
Rental Of Computer Equipment	0.0	
Rental Of Other Machinery And Equipment	0.0	
Miscellaneous Rent	0.0	
Interest On Overdue Payments	0.0	
All Other Interest Payments	0.0	
Internal Acct/Budg/Financial Svcs	0.0	
Other Internal Services	0.0	
Repair And Maintenance - Buildings	0.0	
Repair And Maintenance - Vehicles	0.0	
Repair And Maint - Mainframe And Legacy	0.0	
Repair And Maint-Pc/Lan/Serv/Web	0.0	
Repair And Maintenance - Other Equipment	0.0	
Other Repair And Maintenance	0.0	
Software Support And Maintenance	0.0	
Uniforms	0.0	
Inmate Clothing	0.0	
Security Supplies	0.0	
Office Supplies	0.0	
Computer Supplies	0.0	
Housekeeping Supplies	0.0	
Bedding And Bath Supplies	0.0	
Drugs And Medicine Supplies	0.0	
Medical Supplies	0.0	
Dental Supplies	0.0	
Automotive And Transportation Fuels	0.0	
Automotive Lubricants And Supplies	0.0	
Rpr And Maint Supplies-Not Auto Or Build	0.0	
Repair And Maintenance Supplies-Building	0.0	
Other Operating Supplies	0.0	
Publications	0.0	
Aggregate Withheld Or Paid Commissions	0.0	
Lottery Prizes	0.0	

## Program Expenditure Schedule

<b>Agency:</b>	<b>Department of Environmental Quality</b>
<b>Program:</b>	<b>Voluntary Remediation</b>

	FY 2022 Actual	FY 2023 Expd. Plan
Lottery Distribution Costs	0.0	
Material for Further Processing	0.0	
Other Resale Supplies	0.0	
Loss On Sales Of Capital Assets	0.0	
Loss on Sales of Investments	0.0	
Employee Tuition Reimbursement-Graduate	0.0	
Employee Tuition Reimb Under-Grad/Other	0.0	
Conference Registration-Attendance Fees	0.0	
Other Education And Training Costs	0.0	
Advertising	0.0	
Sponsorships	0.0	
Internal Printing	0.0	
External Printing	0.0	
Photography	0.0	
Postage And Delivery	0.0	
Document shredding and Destruction Services	0.0	
Translation and Sign Language Services	0.0	
Distribution To State Universities	0.0	
Other Intrastate Distributions	0.0	
Awards	0.0	
Entertainment And Promotional Items	0.0	
Dues	0.0	
Books- Subscriptions And Publications	0.0	
Costs For Digital Image Or Microfilm	0.0	
Revolving Fund Advances	0.0	
Credit Card Fees Over Approved Limit	0.0	
Relief Bill Expenditures	0.0	
Surplus Property Distr To State Agencies	0.0	
Security Services	0.0	
Judgments - Damages	0.0	
ICA Payments to Claimants Confidential	0.0	
Jdgmnt-Confidential Restitution To Indiv	0.0	
Judgments - Non-Confidential Restitution	0.0	
Judgments - Punitive And Compensatory	0.0	
Pmts Made to Resolve/Disputes/Avoid Costs of Litigation	0.0	
Pmts For Contracted State Inmate Labor	0.0	
Payments To State Inmates	0.0	
Bad Debt Expense	0.0	
Interview Expense	0.0	
Employee Relocations-Nontaxable	0.0	
Employee Relocations-Taxable	0.0	
Non-Confidential Invest/Legal/Law Enf	0.0	
Conf/Sensitive Invest/Legal/Undercover	0.0	
Fingerprinting, Background Checks, Etc.	0.0	
Other Miscellaneous Operating	0.0	
<b>Expenditure Category Total</b>	<b>0.0</b>	<b>0.0</b>
<hr/>		
Current Year Expenditures		0.0
Capital Equipment Budget And Approp	0.0	
Vehicles Capital Purchase	0.0	

## Program Expenditure Schedule

<b>Agency:</b>	<b>Department of Environmental Quality</b>
<b>Program:</b>	<b>Voluntary Remediation</b>

	FY 2022 Actual	FY 2023 Expd. Plan
Vehicles Capital Leases	0.0	
Furniture Capital Purchase	0.0	
Depreciable Works Of Art & Hist Treas/Coll Capital Purcha	0.0	
Non Depr Works Of Art & Hist Treas/Coll Cap Purchase	0.0	
Furniture Capital Leases	0.0	
Computer Equipment Capital Purchase	0.0	
Computer Equipment Capital Lease	0.0	
Telecommunication Equip-Capital Purchase	0.0	
Telecommunication Equip-Capital Lease	0.0	
Other Equipment Capital Purchase	0.0	
Other Equipment Capital Leases	0.0	
Purchased Or Licensed Software-Website	0.0	
Internally Generated Software-Website	0.0	
Development in Progress	0.0	
Right-Of-Way/Easement/Extraction Rights	0.0	
Oth Int Assets purchased, licensed or internally generate	0.0	
Other intangible assets acquired by capital lease	0.0	
Other Capital Asset Purchases	0.0	
Leasehold Improvement-Capital Purchase	0.0	
Other Capital Asset Leases	0.0	
Non-Capital Equip Budget And Approp	0.0	
Vehicles Non-Capital Purchase	0.0	
Vehicles Non-Capital Leases	0.0	
Furniture Non-Capital Purchase	0.0	
Works Of Art And Hist Treas-Non Capital	0.0	
Furniture Non-Capital Leases	0.0	
Computer Equipment Non-Capital Purchase	0.0	
Computer Equipment Non-Capital Lease	0.0	
Telecomm Equip Non-Capital Purchase	0.0	
Telecomm Equip Non-Capital Leases	0.0	
Other Equipment Non-Capital Purchase	0.0	
Weapons Non-Capital Purchase	0.0	
Other Equipment Non-Capital Lease	0.0	
Purchased Or Licensed Software/Website	0.0	
Internally Generated Software/Website	0.0	
LICENSES AND PERMITS	0.0	
Right-Of-Way/Easement/Extraction Exp	0.0	
Other Intangible Assets - Purchased, Licensed or Internall	0.0	
Noncapital Software/Web By Capital Lease	0.0	
Other Intangible Assets Acquired by Capital Lease	0.0	
Other Long Lived Tangible Assets to be Expenses	0.0	
Non-Capital Equipment Excluded from Cost Allocation	0.0	
<b>Expenditure Category Total</b>	<b>0.0</b>	<b>0.0</b>
<hr/>		
Capital Outlay	0.0	0.0
<b>Expenditure Category Total</b>	<b>0.0</b>	<b>0.0</b>
<hr/>		
Debt Service	0.0	0.0



## Program Expenditure Schedule

<b>Agency:</b>	Department of Environmental Quality
<b>Program:</b>	Voluntary Remediation

	FY 2022 Actual	FY 2023 Expd. Plan
<b>Expenditure Category Total</b>	<b>0.0</b>	<b>0.0</b>
<hr/>		
Cost Allocation	206.4	297.8
<b>Expenditure Category Total</b>	<b>206.4</b>	<b>297.8</b>
<b>Non-Appropriated</b>		
EV2000-N Federal Grants Fund (Non-Appropriated)	58.4	118.5
EV2563-N Institutional & Engineering Control Fund (Non-Appropriate)	8.7	11.6
EV2564-N Voluntary Remediation Fund (Non-Appropriated)	139.3	167.7
<b>Fund Source Total</b>	<b>206.4</b>	<b>297.8</b>
<hr/>		
Transfers	0.0	0.0
<b>Expenditure Category Total</b>	<b>0.0</b>	<b>0.0</b>

<b>Employee Retirement Coverage</b>			
	FTE	Personal Services	Fund#
Arizona State Retirement System	1.9	193.3	EV2000-N
Arizona State Retirement System	0.2	18.7	EV2563-N
Arizona State Retirement System	3.1	278.7	EV2564-N

<b>Combined Regular &amp; Elected Positions At/Above FICA Maximum of \$147,000</b>		
Total FTE	Personal Services	FTE's not eligible for Health, Dental & Life
0.0	0.0	0.0

## Program Budget Unit Summary of Expenditures and Budget Request for All Funds

<b>Agency:</b>	Department of Environmental Quality
<b>Program:</b>	Brownfields

Expenditure Categories	FY 2022 Actual	FY 2023 Expd. Plan	FY 2024 Fund. Issue	FY 2024 Total Request
0000 FTE	1.0	1.0	0.0	1.0
6000 Personal Services	63.3	95.9	0.0	95.9
6100 Employee Related Expenses	29.4	67.3	0.0	67.3
6200 Professional and Outside Services	279.7	365.2	0.0	365.2
6500 Travel In-State	0.5	9.3	0.0	9.3
6600 Travel Out of State	0.0	4.9	0.0	4.9
6700 Food	0.0	0.0	0.0	0.0
6800 Aid to Organizations and Individuals	226.2	0.0	0.0	0.0
7000 Other Operating Expenses	2.3	5.8	0.0	5.8
8000 Equipment	0.0	0.6	0.0	0.6
8100 Capital Outlay	0.0	0.0	0.0	0.0
8600 Debt Service	0.0	0.0	0.0	0.0
9000 Cost Allocation	41.7	47.4	0.0	47.4
9100 Transfers	0.0	0.0	0.0	0.0
<b>Expenditure Categories Total:</b>	643.1	596.4	0.0	596.4
<b>Fund Source</b>				
<b>Non-Appropriated Funds</b>				
EV2000-N Federal Grants Fund (Non-Appropriated)	643.1	596.4	0.0	596.4
	643.1	596.4	0.0	596.4
<b>Fund Source Total:</b>	643.1	596.4	0.0	596.4

## Program Budget Unit Summary of Expenditures and Budget Request for Selected Funds

<b>Agency:</b> Department of Environmental Quality					
		<b>FY 2022</b>	<b>FY 2023</b>	<b>FY 2024</b>	<b>FY 2024</b>
		<b>Actual</b>	<b>Expd. Plan</b>	<b>Fund. Issue</b>	<b>Total Request</b>
<b>Program:</b> Brownfields					
<b>Fund:</b> EV2000-N Federal Grants Fund					
<b>Non-Appropriated</b>					
0000	FTE	1.0	1.0	0.0	1.0
6000	Personal Services	63.3	95.9	0.0	95.9
6100	Employee Related Expenses	29.4	67.3	0.0	67.3
6200	Professional and Outside Services	279.7	365.2	0.0	365.2
6500	Travel In-State	0.5	9.3	0.0	9.3
6600	Travel Out of State	0.0	4.9	0.0	4.9
6700	Food	0.0	0.0	0.0	0.0
6800	Aid to Organizations and Individuals	226.2	0.0	0.0	0.0
7000	Other Operating Expenses	2.3	5.8	0.0	5.8
8000	Equipment	0.0	0.6	0.0	0.6
8100	Capital Outlay	0.0	0.0	0.0	0.0
8600	Debt Service	0.0	0.0	0.0	0.0
9000	Cost Allocation	41.7	47.4	0.0	47.4
9100	Transfers	0.0	0.0	0.0	0.0
<b>Non-Appropriated Total:</b>		643.1	596.4	0.0	596.4
<b>Fund Total:</b>		643.1	596.4	0.0	596.4
<b>Program Total For Selected Funds:</b>		643.1	596.4	0.0	596.4

## Program Expenditure Schedule

Agency:	Department of Environmental Quality	
Program:	Brownfields	
	FY 2022 Actual	FY 2023 Expd. Plan
FTE	1.0	1.0
<b>Expenditure Category Total</b>	<b>1.0</b>	<b>1.0</b>
<b>Non-Appropriated</b>		
EV2000-N Federal Grants Fund (Non-Appropriated)	1.0	1.0
<b>Fund Source Total</b>	<b>1.0</b>	<b>1.0</b>
<hr/>		
Personal Services	63.3	95.9
Boards and Commissions	0.0	0.0
<b>Expenditure Category Total</b>	<b>63.3</b>	<b>95.9</b>
<b>Non-Appropriated</b>		
EV2000-N Federal Grants Fund (Non-Appropriated)	63.3	95.9
<b>Fund Source Total</b>	<b>63.3</b>	<b>95.9</b>
<hr/>		
Employee Related Expenses	29.4	67.3
<b>Expenditure Category Total</b>	<b>29.4</b>	<b>67.3</b>
<b>Non-Appropriated</b>		
EV2000-N Federal Grants Fund (Non-Appropriated)	29.4	67.3
<b>Fund Source Total</b>	<b>29.4</b>	<b>67.3</b>
<hr/>		
Professional and Outside Services		365.2
External Prof/Outside Serv Budg And Appn	0.0	
External Investment Services	0.0	
Other External Financial Services	0.0	
Attorney General Legal Services	0.0	
External Legal Services	0.0	
External Engineer/Architect Cost - Exp	0.0	
External Engineer/Architect Cost- Cap	0.0	
Other Design	0.0	
Temporary Agency Services	0.0	
Hospital Services	0.0	
Other Medical Services	0.0	
Institutional Care	0.0	
Education And Training	0.2	
Vendor Travel	0.0	
Professional & Outside Services Excluded from Cost Alloca	0.0	
Vendor Travel - Non Reportable	0.0	
External Telecom Consulting Services	0.0	
Costs related to those in custody of the State	0.0	
Non - Confidential Specialist Fees	0.0	
Confidential Specialist Fees	0.0	
Outside Actuarial Costs	0.0	
Other Professional And Outside Services	279.5	

## Program Expenditure Schedule

Agency:	Department of Environmental Quality	
Program:	Brownfields	
	FY 2022 Actual	FY 2023 Expd. Plan
<b>Expenditure Category Total</b>	<b>279.7</b>	<b>365.2</b>
<b>Non-Appropriated</b>		
EV2000-N Federal Grants Fund (Non-Appropriated)	279.7	365.2
<b>Fund Source Total</b>	<b>279.7</b>	<b>365.2</b>
<hr/>		
Travel In-State	0.5	9.3
<b>Expenditure Category Total</b>	<b>0.5</b>	<b>9.3</b>
<b>Non-Appropriated</b>		
EV2000-N Federal Grants Fund (Non-Appropriated)	0.5	9.3
<b>Fund Source Total</b>	<b>0.5</b>	<b>9.3</b>
<hr/>		
Travel Out of State	0.0	4.9
<b>Expenditure Category Total</b>	<b>0.0</b>	<b>4.9</b>
<b>Non-Appropriated</b>		
EV2000-N Federal Grants Fund (Non-Appropriated)	0.0	4.9
<b>Fund Source Total</b>	<b>0.0</b>	<b>4.9</b>
<hr/>		
Food	0.0	0.0
<b>Expenditure Category Total</b>	<b>0.0</b>	<b>0.0</b>
<hr/>		
Aid to Organizations and Individuals	226.2	0.0
<b>Expenditure Category Total</b>	<b>226.2</b>	<b>0.0</b>
<b>Non-Appropriated</b>		
EV2000-N Federal Grants Fund (Non-Appropriated)	226.2	0.0
<b>Fund Source Total</b>	<b>226.2</b>	<b>0.0</b>
<hr/>		
Other Operating Expenses		5.8
Other Operating Expenditures Budg Approp	0.0	
Other Operating Expenditures Excluded from Cost Allocati	0.0	
Risk Management Charges To State Agency	0.0	
Risk Management Deductible - Indemnity	0.0	
Risk Management Deductible - Legal	0.0	
Risk Management Deductible - Medical	0.0	
Risk Management Deductible - Other	0.0	
Gen Liab- Non Physical-Taxable- Self Ins	0.0	
Gross Proceeds Payments To Attorneys	0.0	
General Liability- Non-Taxable- Self Ins	0.0	
Medical Malpractice - Self-Insured	0.0	
Automobile Liability - Self Insured	0.0	
General Property Damage - Self- Insured	0.0	
Automobile Physical Damage-Self Insured	0.0	
Liability Insurance Premiums	0.0	
Property Insurance Premiums	0.0	
Workers Compensation Benefit Payments	0.0	
Self Insurance - Administrative Fees	0.0	
Self Insurance - Premiums	0.0	

## Program Expenditure Schedule

<b>Agency:</b>	<b>Department of Environmental Quality</b>
<b>Program:</b>	<b>Brownfields</b>

	FY 2022 Actual	FY 2023 Expd. Plan
Self Insurance - Claim Payments	0.0	
Self Insurance - Pharmacy Claims	0.0	
Premium Tax On Altcs	0.0	
Other Insurance-Related Charges	0.0	
Internal Service Data Processing	0.0	
Internal Service Data Proc- Pc/Lan	0.0	
External Programming-Mainframe/Legacy	0.0	
External Programming- Pc/Lan/Serv/Web	0.0	
External Data Entry	0.0	
Othr External Data Proc-Mainframe/Legacy	0.0	
Othr External Data Proc-Pc/Lan/Serv/Web	0.0	
Pmt for AFIS Development & Usage	0.0	
Internal Service Telecommunications	0.0	
External Telecom Long Distance-In-State	0.0	
External Telecom Long Distance-Out-State	0.0	
Other External Telecommunication Service	0.0	
Electricity	0.0	
Sanitation Waste Disposal	0.0	
Water	0.0	
Gas And Fuel Oil For Buildings	0.0	
Other Utilities	0.0	
Building Rent Charges To State Agencies	0.0	
Priv Lease To Own Bld Rent Chrgs To Agy	0.0	
Cert Of Part Bld Rent Chrgs To Agy	0.0	
Rental Of Land And Buildings	0.0	
Rental Of Computer Equipment	0.0	
Rental Of Other Machinery And Equipment	0.0	
Miscellaneous Rent	0.0	
Interest On Overdue Payments	0.0	
All Other Interest Payments	0.0	
Internal Acct/Budg/Financial Svcs	0.0	
Other Internal Services	0.0	
Repair And Maintenance - Buildings	0.0	
Repair And Maintenance - Vehicles	0.0	
Repair And Maint - Mainframe And Legacy	0.0	
Repair And Maint-Pc/Lan/Serv/Web	0.0	
Repair And Maintenance - Other Equipment	0.0	
Other Repair And Maintenance	0.0	
Software Support And Maintenance	0.0	
Uniforms	0.0	
Inmate Clothing	0.0	
Security Supplies	0.0	
Office Supplies	0.0	
Computer Supplies	0.0	
Housekeeping Supplies	0.0	
Bedding And Bath Supplies	0.0	
Drugs And Medicine Supplies	0.0	
Medical Supplies	0.0	
Dental Supplies	0.0	
Automotive And Transportation Fuels	0.0	
Automotive Lubricants And Supplies	0.0	

## Program Expenditure Schedule

<b>Agency:</b>	<b>Department of Environmental Quality</b>
<b>Program:</b>	<b>Brownfields</b>

	FY 2022 Actual	FY 2023 Expd. Plan
Rpr And Maint Supplies-Not Auto Or Build	0.0	
Repair And Maintenance Supplies-Building	0.0	
Other Operating Supplies	1.4	
Publications	0.0	
Aggregate Withheld Or Paid Commissions	0.0	
Lottery Prizes	0.0	
Lottery Distribution Costs	0.0	
Material for Further Processing	0.0	
Other Resale Supplies	0.0	
Loss On Sales Of Capital Assets	0.0	
Loss on Sales of Investments	0.0	
Employee Tuition Reimbursement-Graduate	0.0	
Employee Tuition Reimb Under-Grad/Other	0.0	
Conference Registration-Attendance Fees	0.1	
Other Education And Training Costs	0.0	
Advertising	0.0	
Sponsorships	0.0	
Internal Printing	0.0	
External Printing	0.0	
Photography	0.0	
Postage And Delivery	0.0	
Document shredding and Destruction Services	0.0	
Translation and Sign Language Services	0.0	
Distribution To State Universities	0.0	
Other Intrastate Distributions	0.0	
Awards	0.0	
Entertainment And Promotional Items	0.0	
Dues	0.8	
Books- Subscriptions And Publications	0.0	
Costs For Digital Image Or Microfilm	0.0	
Revolving Fund Advances	0.0	
Credit Card Fees Over Approved Limit	0.0	
Relief Bill Expenditures	0.0	
Surplus Property Distr To State Agencies	0.0	
Security Services	0.0	
Judgments - Damages	0.0	
ICA Payments to Claimants Confidential	0.0	
Jdgmnt-Confidential Restitution To Indiv	0.0	
Judgments - Non-Confidential Restitution	0.0	
Judgments - Punitive And Compensatory	0.0	
Pmts Made to Resolve/Disputes/Avoid Costs of Litigation	0.0	
Pmts For Contracted State Inmate Labor	0.0	
Payments To State Inmates	0.0	
Bad Debt Expense	0.0	
Interview Expense	0.0	
Employee Relocations-Nontaxable	0.0	
Employee Relocations-Taxable	0.0	
Non-Confidential Invest/Legal/Law Enf	0.0	
Conf/Sensitive Invest/Legal/Undercover	0.0	
Fingerprinting, Background Checks, Etc.	0.0	
Other Miscellaneous Operating	0.0	

## Program Expenditure Schedule

<b>Agency:</b>	<b>Department of Environmental Quality</b>
<b>Program:</b>	<b>Brownfields</b>

	FY 2022 Actual	FY 2023 Expd. Plan
<b>Expenditure Category Total</b>	<b>2.3</b>	<b>5.8</b>
<b>Non-Appropriated</b>		
EV2000-N Federal Grants Fund (Non-Appropriated)	2.3	5.8
<b>Fund Source Total</b>	<b>2.3</b>	<b>5.8</b>
<hr/>		
Current Year Expenditures		0.6
Capital Equipment Budget And Approp	0.0	
Vehicles Capital Purchase	0.0	
Vehicles Capital Leases	0.0	
Furniture Capital Purchase	0.0	
Depreciable Works Of Art & Hist Treas/Coll Capital Purcha	0.0	
Non Depr Works Of Art & Hist Treas/Coll Cap Purchase	0.0	
Furniture Capital Leases	0.0	
Computer Equipment Capital Purchase	0.0	
Computer Equipment Capital Lease	0.0	
Telecommunication Equip-Capital Purchase	0.0	
Telecommunication Equip-Capital Lease	0.0	
Other Equipment Capital Purchase	0.0	
Other Equipment Capital Leases	0.0	
Purchased Or Licensed Software-Website	0.0	
Internally Generated Software-Website	0.0	
Development in Progress	0.0	
Right-Of-Way/Easement/Extraction Rights	0.0	
Oth Int Assets purchased, licensed or internally generate	0.0	
Other intangible assets acquired by capital lease	0.0	
Other Capital Asset Purchases	0.0	
Leasehold Improvement-Capital Purchase	0.0	
Other Capital Asset Leases	0.0	
Non-Capital Equip Budget And Approp	0.0	
Vehicles Non-Capital Purchase	0.0	
Vehicles Non-Capital Leases	0.0	
Furniture Non-Capital Purchase	0.0	
Works Of Art And Hist Treas-Non Capital	0.0	
Furniture Non-Capital Leases	0.0	
Computer Equipment Non-Capital Purchase	0.0	
Computer Equipment Non-Capital Lease	0.0	
Telecomm Equip Non-Capital Purchase	0.0	
Telecomm Equip Non-Capital Leases	0.0	
Other Equipment Non-Capital Purchase	0.0	
Weapons Non-Capital Purchase	0.0	
Other Equipment Non-Capital Lease	0.0	
Purchased Or Licensed Software/Website	0.0	
Internally Generated Software/Website	0.0	
LICENSES AND PERMITS	0.0	
Right-Of-Way/Easement/Extraction Exp	0.0	
Other Intangible Assets - Purchased, Licensed or Internall	0.0	
Noncapital Software/Web By Capital Lease	0.0	
Other Intangible Assets Acquired by Capital Lease	0.0	
Other Long Lived Tangible Assets to be Expenses	0.0	
Non-Capital Equipment Excluded from Cost Allocation	0.0	



## Program Expenditure Schedule

<b>Agency:</b>	Department of Environmental Quality
<b>Program:</b>	Brownfields

	FY 2022 Actual	FY 2023 Expd. Plan
<b>Expenditure Category Total</b>	<b>0.0</b>	<b>0.6</b>
<b>Non-Appropriated</b>		
EV2000-N Federal Grants Fund (Non-Appropriated)	0.0	0.6
<b>Fund Source Total</b>	<b>0.0</b>	<b>0.6</b>
<hr/>		
Capital Outlay	0.0	0.0
<b>Expenditure Category Total</b>	<b>0.0</b>	<b>0.0</b>
<hr/>		
Debt Service	0.0	0.0
<b>Expenditure Category Total</b>	<b>0.0</b>	<b>0.0</b>
<hr/>		
Cost Allocation	41.7	47.4
<b>Expenditure Category Total</b>	<b>41.7</b>	<b>47.4</b>
<b>Non-Appropriated</b>		
EV2000-N Federal Grants Fund (Non-Appropriated)	41.7	47.4
<b>Fund Source Total</b>	<b>41.7</b>	<b>47.4</b>
<hr/>		
Transfers	0.0	0.0
<b>Expenditure Category Total</b>	<b>0.0</b>	<b>0.0</b>

**Employee Retirement Coverage**

Retirement System	FTE	Personal Services	Fund#
Arizona State Retirement System	1.0	95.9	EV2000-N

**Combined Regular & Elected Positions At/Above FICA Maximum of \$147,000**

Total FTE	Personal Services	FTE's not eligible for Health, Dental & Life
0.0	0.0	0.0

## Program Budget Unit Summary of Expenditures and Budget Request for All Funds

<b>Agency:</b>	Department of Environmental Quality
<b>Program:</b>	Federal Projects

Expenditure Categories	FY 2022 Actual	FY 2023 Expd. Plan	FY 2024 Fund. Issue	FY 2024 Total Request
0000 FTE	4.8	2.2	0.0	2.2
6000 Personal Services	353.7	799.8	0.0	799.8
6100 Employee Related Expenses	119.4	311.0	0.0	311.0
6200 Professional and Outside Services	704.1	2,321.3	0.0	2,321.3
6500 Travel In-State	0.1	8.0	0.0	8.0
6600 Travel Out of State	0.0	14.3	0.0	14.3
6700 Food	0.0	0.0	0.0	0.0
6800 Aid to Organizations and Individuals	0.0	0.0	0.0	0.0
7000 Other Operating Expenses	0.1	0.0	0.0	0.0
8000 Equipment	0.0	0.0	0.0	0.0
8100 Capital Outlay	0.0	0.0	0.0	0.0
8600 Debt Service	0.0	0.0	0.0	0.0
9000 Cost Allocation	212.8	499.8	0.0	499.8
9100 Transfers	0.0	0.0	0.0	0.0
<b>Expenditure Categories Total:</b>	1,390.2	3,954.2	0.0	3,954.2
<b>Fund Source</b>				
<b>Non-Appropriated Funds</b>				
EV2000-N Federal Grants Fund (Non-Appropriated)	1,219.6	3,706.1	0.0	3,706.1
EV2221-N Water Quality Assurance Revolving Fund (Non-Appropriated)	170.6	248.1	0.0	248.1
<b>Fund Source Total:</b>	1,390.2	3,954.2	0.0	3,954.2

## Program Budget Unit Summary of Expenditures and Budget Request for Selected Funds

<b>Agency:</b>	Department of Environmental Quality				
	<b>FY 2022</b>	<b>FY 2023</b>	<b>FY 2024</b>	<b>FY 2024</b>	
	<b>Actual</b>	<b>Expd. Plan</b>	<b>Fund. Issue</b>	<b>Total Request</b>	
<b>Program:</b>	Federal Projects				
<b>Fund:</b>	EV2000-N Federal Grants Fund				
<b>Non-Appropriated</b>					
0000	FTE	4.8	2.2	0.0	2.2
6000	Personal Services	316.7	754.7	0.0	754.7
6100	Employee Related Expenses	105.8	293.3	0.0	293.3
6200	Professional and Outside Services	606.8	2,164.3	0.0	2,164.3
6500	Travel In-State	0.1	8.0	0.0	8.0
6600	Travel Out of State	0.0	14.3	0.0	14.3
6700	Food	0.0	0.0	0.0	0.0
6800	Aid to Organizations and Individuals	0.0	0.0	0.0	0.0
7000	Other Operating Expenses	0.1	0.0	0.0	0.0
8000	Equipment	0.0	0.0	0.0	0.0
8100	Capital Outlay	0.0	0.0	0.0	0.0
8600	Debt Service	0.0	0.0	0.0	0.0
9000	Cost Allocation	190.1	471.5	0.0	471.5
9100	Transfers	0.0	0.0	0.0	0.0
<b>Non-Appropriated Total:</b>		1,219.6	3,706.1	0.0	3,706.1
<b>Fund Total:</b>		1,219.6	3,706.1	0.0	3,706.1
<b>Fund:</b>	EV2221-N Water Quality Assurance Revolving Fund				
<b>Non-Appropriated</b>					
6000	Personal Services	37.0	45.1	0.0	45.1
6100	Employee Related Expenses	13.6	17.7	0.0	17.7
6200	Professional and Outside Services	97.3	157.0	0.0	157.0
6500	Travel In-State	0.0	0.0	0.0	0.0
6600	Travel Out of State	0.0	0.0	0.0	0.0
6700	Food	0.0	0.0	0.0	0.0
6800	Aid to Organizations and Individuals	0.0	0.0	0.0	0.0
7000	Other Operating Expenses	0.0	0.0	0.0	0.0
8000	Equipment	0.0	0.0	0.0	0.0
8100	Capital Outlay	0.0	0.0	0.0	0.0

## Program Budget Unit Summary of Expenditures and Budget Request for Selected Funds

<b>Agency:</b>	Department of Environmental Quality			
	<b>FY 2022</b>	<b>FY 2023</b>	<b>FY 2024</b>	<b>FY 2024</b>
	<b>Actual</b>	<b>Expd. Plan</b>	<b>Fund. Issue</b>	<b>Total Request</b>
<b>Program:</b>	Federal Projects			
<b>Fund:</b>	EV2221-N Water Quality Assurance Revolving Fund			
	<b>Non-Appropriated</b>			
8600 Debt Service	0.0	0.0	0.0	0.0
9000 Cost Allocation	22.7	28.3	0.0	28.3
9100 Transfers	0.0	0.0	0.0	0.0
<b>Non-Appropriated Total:</b>	170.6	248.1	0.0	248.1
<b>Fund Total:</b>	170.6	248.1	0.0	248.1
<b>Program Total For Selected Funds:</b>	1,390.2	3,954.2	0.0	3,954.2

## Program Expenditure Schedule

Agency:	Department of Environmental Quality	
Program:	Federal Projects	
	FY 2022 Actual	FY 2023 Expd. Plan
FTE	4.8	2.2
<b>Expenditure Category Total</b>	<b>4.8</b>	<b>2.2</b>
<b>Non-Appropriated</b>		
EV2000-N Federal Grants Fund (Non-Appropriated)	4.8	2.2
<b>Fund Source Total</b>	<b>4.8</b>	<b>2.2</b>
<hr/>		
Personal Services	353.7	799.8
Boards and Commissions	0.0	0.0
<b>Expenditure Category Total</b>	<b>353.7</b>	<b>799.8</b>
<b>Non-Appropriated</b>		
EV2000-N Federal Grants Fund (Non-Appropriated)	316.7	754.7
EV2221-N Water Quality Assurance Revolving Fund (Non-Appropriat	37.0	45.1
<b>Fund Source Total</b>	<b>353.7</b>	<b>799.8</b>
<hr/>		
Employee Related Expenses	119.4	311.0
<b>Expenditure Category Total</b>	<b>119.4</b>	<b>311.0</b>
<b>Non-Appropriated</b>		
EV2000-N Federal Grants Fund (Non-Appropriated)	105.8	293.3
EV2221-N Water Quality Assurance Revolving Fund (Non-Appropriat	13.6	17.7
<b>Fund Source Total</b>	<b>119.4</b>	<b>311.0</b>
<hr/>		
Professional and Outside Services		2,321.3
External Prof/Outside Serv Budg And Appn	0.0	
External Investment Services	0.0	
Other External Financial Services	0.0	
Attorney General Legal Services	22.6	
External Legal Services	0.0	
External Engineer/Architect Cost - Exp	0.0	
External Engineer/Architect Cost- Cap	0.0	
Other Design	0.0	
Temporary Agency Services	0.0	
Hospital Services	0.0	
Other Medical Services	0.0	
Institutional Care	0.0	
Education And Training	0.0	
Vendor Travel	0.0	
Professional & Outside Services Excluded from Cost Alloca	0.0	
Vendor Travel - Non Reportable	0.0	
External Telecom Consulting Services	0.0	
Costs related to those in custody of the State	0.0	
Non - Confidential Specialist Fees	0.0	
Confidential Specialist Fees	0.0	
Outside Actuarial Costs	0.0	
Other Professional And Outside Services	681.5	

## Program Expenditure Schedule

Agency:	Department of Environmental Quality	
Program:	Federal Projects	
	FY 2022 Actual	FY 2023 Expd. Plan
<b>Expenditure Category Total</b>	<b>704.1</b>	<b>2,321.3</b>
<b>Non-Appropriated</b>		
EV2000-N Federal Grants Fund (Non-Appropriated)	606.8	2,164.3
EV2221-N Water Quality Assurance Revolving Fund (Non-Appropriated)	97.3	157.0
	<b>704.1</b>	<b>2,321.3</b>
<b>Fund Source Total</b>	<b>704.1</b>	<b>2,321.3</b>
<hr/>		
Travel In-State	0.1	8.0
<b>Expenditure Category Total</b>	<b>0.1</b>	<b>8.0</b>
<b>Non-Appropriated</b>		
EV2000-N Federal Grants Fund (Non-Appropriated)	0.1	8.0
	<b>0.1</b>	<b>8.0</b>
<b>Fund Source Total</b>	<b>0.1</b>	<b>8.0</b>
<hr/>		
Travel Out of State	0.0	14.3
<b>Expenditure Category Total</b>	<b>0.0</b>	<b>14.3</b>
<b>Non-Appropriated</b>		
EV2000-N Federal Grants Fund (Non-Appropriated)	0.0	14.3
	<b>0.0</b>	<b>14.3</b>
<b>Fund Source Total</b>	<b>0.0</b>	<b>14.3</b>
<hr/>		
Food	0.0	0.0
<b>Expenditure Category Total</b>	<b>0.0</b>	<b>0.0</b>
<hr/>		
Aid to Organizations and Individuals	0.0	0.0
<b>Expenditure Category Total</b>	<b>0.0</b>	<b>0.0</b>
<hr/>		
Other Operating Expenses		0.0
Other Operating Expenditures Budg Approp	0.0	
Other Operating Expenditures Excluded from Cost Allocati	0.0	
Risk Management Charges To State Agency	0.0	
Risk Management Deductible - Indemnity	0.0	
Risk Management Deductible - Legal	0.0	
Risk Management Deductible - Medical	0.0	
Risk Management Deductible - Other	0.0	
Gen Liab- Non Physical-Taxable- Self Ins	0.0	
Gross Proceeds Payments To Attorneys	0.0	
General Liability- Non-Taxable- Self Ins	0.0	
Medical Malpractice - Self-Insured	0.0	
Automobile Liability - Self Insured	0.0	
General Property Damage - Self- Insured	0.0	
Automobile Physical Damage-Self Insured	0.0	
Liability Insurance Premiums	0.0	
Property Insurance Premiums	0.0	
Workers Compensation Benefit Payments	0.0	
Self Insurance - Administrative Fees	0.0	
Self Insurance - Premiums	0.0	
Self Insurance - Claim Payments	0.0	
Self Insurance - Pharmacy Claims	0.0	

## Program Expenditure Schedule

<b>Agency:</b>	<b>Department of Environmental Quality</b>
<b>Program:</b>	<b>Federal Projects</b>

	FY 2022 Actual	FY 2023 Expd. Plan
Premium Tax On Altcs	0.0	
Other Insurance-Related Charges	0.0	
Internal Service Data Processing	0.0	
Internal Service Data Proc- Pc/Lan	0.0	
External Programming-Mainframe/Legacy	0.0	
External Programming- Pc/Lan/Serv/Web	0.0	
External Data Entry	0.0	
Othr External Data Proc-Mainframe/Legacy	0.0	
Othr External Data Proc-Pc/Lan/Serv/Web	0.0	
Pmt for AFIS Development & Usage	0.0	
Internal Service Telecommunications	0.0	
External Telecom Long Distance-In-State	0.0	
External Telecom Long Distance-Out-State	0.0	
Other External Telecommunication Service	0.0	
Electricity	0.0	
Sanitation Waste Disposal	0.0	
Water	0.0	
Gas And Fuel Oil For Buildings	0.0	
Other Utilities	0.0	
Building Rent Charges To State Agencies	0.0	
Priv Lease To Own Bld Rent Chrgs To Agy	0.0	
Cert Of Part Bld Rent Chrgs To Agy	0.0	
Rental Of Land And Buildings	0.0	
Rental Of Computer Equipment	0.0	
Rental Of Other Machinery And Equipment	0.0	
Miscellaneous Rent	0.0	
Interest On Overdue Payments	0.0	
All Other Interest Payments	0.0	
Internal Acct/Budg/Financial Svcs	0.0	
Other Internal Services	0.0	
Repair And Maintenance - Buildings	0.0	
Repair And Maintenance - Vehicles	0.0	
Repair And Maint - Mainframe And Legacy	0.0	
Repair And Maint-Pc/Lan/Serv/Web	0.0	
Repair And Maintenance - Other Equipment	0.0	
Other Repair And Maintenance	0.0	
Software Support And Maintenance	0.0	
Uniforms	0.0	
Inmate Clothing	0.0	
Security Supplies	0.0	
Office Supplies	0.0	
Computer Supplies	0.0	
Housekeeping Supplies	0.0	
Bedding And Bath Supplies	0.0	
Drugs And Medicine Supplies	0.0	
Medical Supplies	0.0	
Dental Supplies	0.0	
Automotive And Transportation Fuels	0.0	
Automotive Lubricants And Supplies	0.0	
Rpr And Maint Supplies-Not Auto Or Build	0.0	
Repair And Maintenance Supplies-Building	0.0	

## Program Expenditure Schedule

<b>Agency:</b>	<b>Department of Environmental Quality</b>
<b>Program:</b>	<b>Federal Projects</b>

	FY 2022 Actual	FY 2023 Expd. Plan
Other Operating Supplies	0.0	
Publications	0.0	
Aggregate Withheld Or Paid Commissions	0.0	
Lottery Prizes	0.0	
Lottery Distribution Costs	0.0	
Material for Further Processing	0.0	
Other Resale Supplies	0.0	
Loss On Sales Of Capital Assets	0.0	
Loss on Sales of Investments	0.0	
Employee Tuition Reimbursement-Graduate	0.0	
Employee Tuition Reimb Under-Grad/Other	0.1	
Conference Registration-Attendance Fees	0.0	
Other Education And Training Costs	0.0	
Advertising	0.0	
Sponsorships	0.0	
Internal Printing	0.0	
External Printing	0.0	
Photography	0.0	
Postage And Delivery	0.0	
Document shredding and Destruction Services	0.0	
Translation and Sign Language Services	0.0	
Distribution To State Universities	0.0	
Other Intrastate Distributions	0.0	
Awards	0.0	
Entertainment And Promotional Items	0.0	
Dues	0.0	
Books- Subscriptions And Publications	0.0	
Costs For Digital Image Or Microfilm	0.0	
Revolving Fund Advances	0.0	
Credit Card Fees Over Approved Limit	0.0	
Relief Bill Expenditures	0.0	
Surplus Property Distr To State Agencies	0.0	
Security Services	0.0	
Judgments - Damages	0.0	
ICA Payments to Claimants Confidential	0.0	
Jdgmnt-Confidential Restitution To Indiv	0.0	
Judgments - Non-Confidential Restitution	0.0	
Judgments - Punitive And Compensatory	0.0	
Pmts Made to Resolve/Disputes/Avoid Costs of Litigation	0.0	
Pmts For Contracted State Inmate Labor	0.0	
Payments To State Inmates	0.0	
Bad Debt Expense	0.0	
Interview Expense	0.0	
Employee Relocations-Nontaxable	0.0	
Employee Relocations-Taxable	0.0	
Non-Confidential Invest/Legal/Law Enf	0.0	
Conf/Sensitive Invest/Legal/Undercover	0.0	
Fingerprinting, Background Checks, Etc.	0.0	
Other Miscellaneous Operating	0.0	



## Program Expenditure Schedule

<b>Agency:</b>	<b>Department of Environmental Quality</b>
<b>Program:</b>	<b>Federal Projects</b>

	FY 2022 Actual	FY 2023 Expd. Plan
<b>Expenditure Category Total</b>	<b>0.1</b>	<b>0.0</b>
<b>Non-Appropriated</b>		
EV2000-N Federal Grants Fund (Non-Appropriated)	0.1	0.0
<b>Fund Source Total</b>	<b>0.1</b>	<b>0.0</b>
<hr/>		
Current Year Expenditures		0.0
Capital Equipment Budget And Approp	0.0	
Vehicles Capital Purchase	0.0	
Vehicles Capital Leases	0.0	
Furniture Capital Purchase	0.0	
Depreciable Works Of Art & Hist Treas/Coll Capital Purcha	0.0	
Non Depr Works Of Art & Hist Treas/Coll Cap Purchase	0.0	
Furniture Capital Leases	0.0	
Computer Equipment Capital Purchase	0.0	
Computer Equipment Capital Lease	0.0	
Telecommunication Equip-Capital Purchase	0.0	
Telecommunication Equip-Capital Lease	0.0	
Other Equipment Capital Purchase	0.0	
Other Equipment Capital Leases	0.0	
Purchased Or Licensed Software-Website	0.0	
Internally Generated Software-Website	0.0	
Development in Progress	0.0	
Right-Of-Way/Easement/Extraction Rights	0.0	
Oth Int Assets purchased, licensed or internally generate	0.0	
Other intangible assets acquired by capital lease	0.0	
Other Capital Asset Purchases	0.0	
Leasehold Improvement-Capital Purchase	0.0	
Other Capital Asset Leases	0.0	
Non-Capital Equip Budget And Approp	0.0	
Vehicles Non-Capital Purchase	0.0	
Vehicles Non-Capital Leases	0.0	
Furniture Non-Capital Purchase	0.0	
Works Of Art And Hist Treas-Non Capital	0.0	
Furniture Non-Capital Leases	0.0	
Computer Equipment Non-Capital Purchase	0.0	
Computer Equipment Non-Capital Lease	0.0	
Telecomm Equip Non-Capital Purchase	0.0	
Telecomm Equip Non-Capital Leases	0.0	
Other Equipment Non-Capital Purchase	0.0	
Weapons Non-Capital Purchase	0.0	
Other Equipment Non-Capital Lease	0.0	
Purchased Or Licensed Software/Website	0.0	
Internally Generated Software/Website	0.0	
LICENSES AND PERMITS	0.0	
Right-Of-Way/Easement/Extraction Exp	0.0	
Other Intangible Assets - Purchased, Licensed or Internall	0.0	
Noncapital Software/Web By Capital Lease	0.0	
Other Intangible Assets Acquired by Capital Lease	0.0	
Other Long Lived Tangible Assets to be Expenses	0.0	
Non-Capital Equipment Excluded from Cost Allocation	0.0	

## Program Expenditure Schedule

<b>Agency:</b>	Department of Environmental Quality
<b>Program:</b>	Federal Projects

	<u>FY 2022 Actual</u>	<u>FY 2023 Expd. Plan</u>
<b>Expenditure Category Total</b>	<b>0.0</b>	<b>0.0</b>
<hr/>		
Capital Outlay	0.0	0.0
<b>Expenditure Category Total</b>	<b>0.0</b>	<b>0.0</b>
<hr/>		
Debt Service	0.0	0.0
<b>Expenditure Category Total</b>	<b>0.0</b>	<b>0.0</b>
<hr/>		
Cost Allocation	212.8	499.8
<b>Expenditure Category Total</b>	<b>212.8</b>	<b>499.8</b>
<hr/>		
<b>Non-Appropriated</b>		
EV2000-N Federal Grants Fund (Non-Appropriated)	190.1	471.5
EV2221-N Water Quality Assurance Revolving Fund (Non-Appropriated)	22.7	28.3
<b>Fund Source Total</b>	<b>212.8</b>	<b>499.8</b>
<hr/>		
Transfers	0.0	0.0
<b>Expenditure Category Total</b>	<b>0.0</b>	<b>0.0</b>

<b>Employee Retirement Coverage</b>			
	<b>FTE</b>	<b>Personal Services</b>	<b>Fund#</b>
Arizona State Retirement System	2.2	754.7	EV2000-N
Arizona State Retirement System	0.0	45.1	EV2221-N

<b>Combined Regular &amp; Elected Positions At/Above FICA Maximum of \$147,000</b>		
<b>Total FTE</b>	<b>Personal Services</b>	<b>FTE's not eligible for Health, Dental &amp; Life</b>
0.0	0.0	0.0

## Program Budget Unit Summary of Expenditures and Budget Request for All Funds

<b>Agency:</b>	Department of Environmental Quality
<b>Program:</b>	SLI WQARF Priority Site Remediation

Expenditure Categories	FY 2022 Actual	FY 2023 Expd. Plan	FY 2024 Fund. Issue	FY 2024 Total Request
6000 Personal Services	0.0	0.0	0.0	0.0
6100 Employee Related Expenses	0.0	0.0	0.0	0.0
6200 Professional and Outside Services	8,866.0	10,460.0	0.0	10,460.0
6500 Travel In-State	0.0	0.0	0.0	0.0
6600 Travel Out of State	0.0	0.0	0.0	0.0
6700 Food	0.0	0.0	0.0	0.0
6800 Aid to Organizations and Individuals	0.0	0.0	0.0	0.0
7000 Other Operating Expenses	0.0	0.0	0.0	0.0
8000 Equipment	179.3	0.0	0.0	0.0
8100 Capital Outlay	0.0	0.0	0.0	0.0
8600 Debt Service	0.0	0.0	0.0	0.0
9000 Cost Allocation	0.0	0.0	0.0	0.0
9100 Transfers	0.0	0.0	0.0	0.0
<b>Expenditure Categories Total:</b>				
	9,045.3	10,460.0	0.0	10,460.0
<b>Fund Source</b>				
<b>Non-Appropriated Funds</b>				
EV2221-N Water Quality Assurance Revolving Fund (Non-Ap	9,045.3	10,460.0	0.0	10,460.0
	9,045.3	10,460.0	0.0	10,460.0
<b>Fund Source Total:</b>				
	9,045.3	10,460.0	0.0	10,460.0

## Program Budget Unit Summary of Expenditures and Budget Request for Selected Funds

<b>Agency:</b> Department of Environmental Quality					
		<b>FY 2022</b>	<b>FY 2023</b>	<b>FY 2024</b>	<b>FY 2024</b>
		<b>Actual</b>	<b>Expd. Plan</b>	<b>Fund. Issue</b>	<b>Total Request</b>
<b>Program:</b> SLI WQARF Priority Site Remediation					
<b>Fund:</b> EV2221-N Water Quality Assurance Revolving Fund					
<b>Non-Appropriated</b>					
6000	Personal Services	0.0	0.0	0.0	0.0
6100	Employee Related Expenses	0.0	0.0	0.0	0.0
6200	Professional and Outside Services	8,866.0	10,460.0	0.0	10,460.0
6500	Travel In-State	0.0	0.0	0.0	0.0
6600	Travel Out of State	0.0	0.0	0.0	0.0
6700	Food	0.0	0.0	0.0	0.0
6800	Aid to Organizations and Individuals	0.0	0.0	0.0	0.0
7000	Other Operating Expenses	0.0	0.0	0.0	0.0
8000	Equipment	179.3	0.0	0.0	0.0
8100	Capital Outlay	0.0	0.0	0.0	0.0
8600	Debt Service	0.0	0.0	0.0	0.0
9000	Cost Allocation	0.0	0.0	0.0	0.0
9100	Transfers	0.0	0.0	0.0	0.0
<b>Non-Appropriated Total:</b>		9,045.3	10,460.0	0.0	10,460.0
<b>Fund Total:</b>		9,045.3	10,460.0	0.0	10,460.0
<b>Program Total For Selected Funds:</b>		9,045.3	10,460.0	0.0	10,460.0

## Program Expenditure Schedule

Agency:	Department of Environmental Quality	
Program:	SLI WQARF Priority Site Remediation	
	FY 2022 Actual	FY 2023 Expd. Plan
FTE	0.0	0.0
<b>Expenditure Category Total</b>	<b>0.0</b>	<b>0.0</b>
<hr/>		
Personal Services	0.0	0.0
Boards and Commissions	0.0	0.0
<b>Expenditure Category Total</b>	<b>0.0</b>	<b>0.0</b>
<hr/>		
Employee Related Expenses	0.0	0.0
<b>Expenditure Category Total</b>	<b>0.0</b>	<b>0.0</b>
<hr/>		
Professional and Outside Services		10,460.0
External Prof/Outside Serv Budg And Appn	0.0	
External Investment Services	0.0	
Other External Financial Services	0.0	
Attorney General Legal Services	0.0	
External Legal Services	0.0	
External Engineer/Architect Cost - Exp	0.0	
External Engineer/Architect Cost- Cap	0.0	
Other Design	0.0	
Temporary Agency Services	0.0	
Hospital Services	0.0	
Other Medical Services	0.0	
Institutional Care	0.0	
Education And Training	0.0	
Vendor Travel	0.0	
Professional & Outside Services Excluded from Cost Alloca	0.0	
Vendor Travel - Non Reportable	0.0	
External Telecom Consulting Services	0.0	
Costs related to those in custody of the State	0.0	
Non - Confidential Specialist Fees	0.0	
Confidential Specialist Fees	0.0	
Outside Actuarial Costs	0.0	
Other Professional And Outside Services	8,866.0	
<b>Expenditure Category Total</b>	<b>8,866.0</b>	<b>10,460.0</b>
<b>Non-Appropriated</b>		
EV2221-N Water Quality Assurance Revolving Fund (Non-Appropriat	8,866.0	10,460.0
<b>Fund Source Total</b>	<b>8,866.0</b>	<b>10,460.0</b>
<hr/>		
Travel In-State	0.0	0.0
<b>Expenditure Category Total</b>	<b>0.0</b>	<b>0.0</b>
<hr/>		
Travel Out of State	0.0	0.0
<b>Expenditure Category Total</b>	<b>0.0</b>	<b>0.0</b>
<hr/>		
Food	0.0	0.0
<b>Expenditure Category Total</b>	<b>0.0</b>	<b>0.0</b>

## Program Expenditure Schedule

<b>Agency:</b>	<b>Department of Environmental Quality</b>
<b>Program:</b>	<b>SLI WQARF Priority Site Remediation</b>

	FY 2022 Actual	FY 2023 Expd. Plan
Aid to Organizations and Individuals	0.0	0.0
<b>Expenditure Category Total</b>	<b>0.0</b>	<b>0.0</b>
<hr/>		
Other Operating Expenses		0.0
Other Operating Expenditures Budg Approp	0.0	
Other Operating Expenditures Excluded from Cost Allocati	0.0	
Risk Management Charges To State Agency	0.0	
Risk Management Deductible - Indemnity	0.0	
Risk Management Deductible - Legal	0.0	
Risk Management Deductible - Medical	0.0	
Risk Management Deductible - Other	0.0	
Gen Liab- Non Physical-Taxable- Self Ins	0.0	
Gross Proceeds Payments To Attorneys	0.0	
General Liability- Non-Taxable- Self Ins	0.0	
Medical Malpractice - Self-Insured	0.0	
Automobile Liability - Self Insured	0.0	
General Property Damage - Self- Insured	0.0	
Automobile Physical Damage-Self Insured	0.0	
Liability Insurance Premiums	0.0	
Property Insurance Premiums	0.0	
Workers Compensation Benefit Payments	0.0	
Self Insurance - Administrative Fees	0.0	
Self Insurance - Premiums	0.0	
Self Insurance - Claim Payments	0.0	
Self Insurance - Pharmacy Claims	0.0	
Premium Tax On Altcs	0.0	
Other Insurance-Related Charges	0.0	
Internal Service Data Processing	0.0	
Internal Service Data Proc- Pc/Lan	0.0	
External Programming-Mainframe/Legacy	0.0	
External Programming- Pc/Lan/Serv/Web	0.0	
External Data Entry	0.0	
Othr External Data Proc-Mainframe/Legacy	0.0	
Othr External Data Proc-Pc/Lan/Serv/Web	0.0	
Pmt for AFIS Development & Usage	0.0	
Internal Service Telecommunications	0.0	
External Telecom Long Distance-In-State	0.0	
External Telecom Long Distance-Out-State	0.0	
Other External Telecommunication Service	0.0	
Electricity	0.0	
Sanitation Waste Disposal	0.0	
Water	0.0	
Gas And Fuel Oil For Buildings	0.0	
Other Utilities	0.0	
Building Rent Charges To State Agencies	0.0	
Priv Lease To Own Bld Rent Chrgs To Agy	0.0	
Cert Of Part Bld Rent Chrgs To Agy	0.0	
Rental Of Land And Buildings	0.0	
Rental Of Computer Equipment	0.0	
Rental Of Other Machinery And Equipment	0.0	

## Program Expenditure Schedule

<b>Agency:</b>	<b>Department of Environmental Quality</b>
<b>Program:</b>	<b>SLI WQARF Priority Site Remediation</b>

	FY 2022 Actual	FY 2023 Expd. Plan
Miscellaneous Rent	0.0	
Interest On Overdue Payments	0.0	
All Other Interest Payments	0.0	
Internal Acct/Budg/Financial Svcs	0.0	
Other Internal Services	0.0	
Repair And Maintenance - Buildings	0.0	
Repair And Maintenance - Vehicles	0.0	
Repair And Maint - Mainframe And Legacy	0.0	
Repair And Maint-Pc/Lan/Serv/Web	0.0	
Repair And Maintenance - Other Equipment	0.0	
Other Repair And Maintenance	0.0	
Software Support And Maintenance	0.0	
Uniforms	0.0	
Inmate Clothing	0.0	
Security Supplies	0.0	
Office Supplies	0.0	
Computer Supplies	0.0	
Housekeeping Supplies	0.0	
Bedding And Bath Supplies	0.0	
Drugs And Medicine Supplies	0.0	
Medical Supplies	0.0	
Dental Supplies	0.0	
Automotive And Transportation Fuels	0.0	
Automotive Lubricants And Supplies	0.0	
Rpr And Maint Supplies-Not Auto Or Build	0.0	
Repair And Maintenance Supplies-Building	0.0	
Other Operating Supplies	0.0	
Publications	0.0	
Aggregate Withheld Or Paid Commissions	0.0	
Lottery Prizes	0.0	
Lottery Distribution Costs	0.0	
Material for Further Processing	0.0	
Other Resale Supplies	0.0	
Loss On Sales Of Capital Assets	0.0	
Loss on Sales of Investments	0.0	
Employee Tuition Reimbursement-Graduate	0.0	
Employee Tuition Reimb Under-Grad/Other	0.0	
Conference Registration-Attendance Fees	0.0	
Other Education And Training Costs	0.0	
Advertising	0.0	
Sponsorships	0.0	
Internal Printing	0.0	
External Printing	0.0	
Photography	0.0	
Postage And Delivery	0.0	
Document shredding and Destruction Services	0.0	
Translation and Sign Language Services	0.0	
Distribution To State Universities	0.0	
Other Intrastate Distributions	0.0	
Awards	0.0	
Entertainment And Promotional Items	0.0	

## Program Expenditure Schedule

<b>Agency:</b>	<b>Department of Environmental Quality</b>
<b>Program:</b>	<b>SLI WQARF Priority Site Remediation</b>

	FY 2022 Actual	FY 2023 Expd. Plan
Dues	0.0	
Books- Subscriptions And Publications	0.0	
Costs For Digital Image Or Microfilm	0.0	
Revolving Fund Advances	0.0	
Credit Card Fees Over Approved Limit	0.0	
Relief Bill Expenditures	0.0	
Surplus Property Distr To State Agencies	0.0	
Security Services	0.0	
Judgments - Damages	0.0	
ICA Payments to Claimants Confidential	0.0	
Jdgmnt-Confidential Restitution To Indiv	0.0	
Judgments - Non-Confidential Restitution	0.0	
Judgments - Punitive And Compensatory	0.0	
Pmts Made to Resolve/Disputes/Avoid Costs of Litigation	0.0	
Pmts For Contracted State Inmate Labor	0.0	
Payments To State Inmates	0.0	
Bad Debt Expense	0.0	
Interview Expense	0.0	
Employee Relocations-Nontaxable	0.0	
Employee Relocations-Taxable	0.0	
Non-Confidential Invest/Legal/Law Enf	0.0	
Conf/Sensitive Invest/Legal/Undercover	0.0	
Fingerprinting, Background Checks, Etc.	0.0	
Other Miscellaneous Operating	0.0	
<b>Expenditure Category Total</b>	<b>0.0</b>	<b>0.0</b>
<hr/>		
Current Year Expenditures		0.0
Capital Equipment Budget And Approp	0.0	
Vehicles Capital Purchase	0.0	
Vehicles Capital Leases	0.0	
Furniture Capital Purchase	0.0	
Depreciable Works Of Art & Hist Treas/Coll Capital Purcha	0.0	
Non Depr Works Of Art & Hist Treas/Coll Cap Purchase	0.0	
Furniture Capital Leases	0.0	
Computer Equipment Capital Purchase	0.0	
Computer Equipment Capital Lease	0.0	
Telecommunication Equip-Capital Purchase	0.0	
Telecommunication Equip-Capital Lease	0.0	
Other Equipment Capital Purchase	49.5	
Other Equipment Capital Leases	0.0	
Purchased Or Licensed Software-Website	0.0	
Internally Generated Software-Website	0.0	
Development in Progress	0.0	
Right-Of-Way/Easement/Extraction Rights	0.0	
Oth Int Assets purchased, licensed or internally generate	0.0	
Other intangible assets acquired by capital lease	0.0	
Other Capital Asset Purchases	129.8	
Leasehold Improvement-Capital Purchase	0.0	
Other Capital Asset Leases	0.0	
Non-Capital Equip Budget And Approp	0.0	



## Program Expenditure Schedule

<b>Agency:</b>	Department of Environmental Quality
<b>Program:</b>	SLI WQARF Priority Site Remediation

	FY 2022 Actual	FY 2023 Expd. Plan
Vehicles Non-Capital Purchase	0.0	
Vehicles Non-Capital Leases	0.0	
Furniture Non-Capital Purchase	0.0	
Works Of Art And Hist Treas-Non Capital	0.0	
Furniture Non-Capital Leases	0.0	
Computer Equipment Non-Capital Purchase	0.0	
Computer Equipment Non-Capital Lease	0.0	
Telecomm Equip Non-Capital Purchase	0.0	
Telecomm Equip Non-Capital Leases	0.0	
Other Equipment Non-Capital Purchase	0.0	
Weapons Non-Capital Purchase	0.0	
Other Equipment Non-Capital Lease	0.0	
Purchased Or Licensed Software/Website	0.0	
Internally Generated Software/Website	0.0	
LICENSES AND PERMITS	0.0	
Right-Of-Way/Easement/Extraction Exp	0.0	
Other Intangible Assets - Purchased, Licensed or Internall	0.0	
Noncapital Software/Web By Capital Lease	0.0	
Other Intangible Assets Acquired by Capital Lease	0.0	
Other Long Lived Tangible Assets to be Expenses	0.0	
Non-Capital Equipment Excluded from Cost Allocation	0.0	
<b>Expenditure Category Total</b>	<b>179.3</b>	<b>0.0</b>
<b>Non-Appropriated</b>		
EV2221-N Water Quality Assurance Revolving Fund (Non-Appropriat	179.3	0.0
<b>Fund Source Total</b>	<b>179.3</b>	<b>0.0</b>
<hr/>		
Capital Outlay	0.0	0.0
<b>Expenditure Category Total</b>	<b>0.0</b>	<b>0.0</b>
<hr/>		
Debt Service	0.0	0.0
<b>Expenditure Category Total</b>	<b>0.0</b>	<b>0.0</b>
<hr/>		
Cost Allocation	0.0	0.0
<b>Expenditure Category Total</b>	<b>0.0</b>	<b>0.0</b>
<hr/>		
Transfers	0.0	0.0
<b>Expenditure Category Total</b>	<b>0.0</b>	<b>0.0</b>
<hr/>		

## Program Summary of Expenditures and Budget Request

<b>Agency:</b>	Department of Environmental Quality
<b>Program:</b>	Water Quality

		FY 2022 Actual	FY 2023 Expd. Plan	FY 2024 Fund. Issue	FY 2024 Total Request
<b>Program Summary</b>					
4-1	Groundwater Protection	5,416.9	9,844.5	1,288.9	11,133.4
4-2	Surface Water Protection	3,337.4	5,034.9	0.0	5,034.9
4-3	Surface Water Quality Improvement Planning	6,731.3	8,001.5	1,006.0	9,007.5
4-4	Safe Drinking Water	4,600.5	3,031.1	0.0	3,031.1
4-5	Water Re-Use	441.7	482.9	0.0	482.9
4-6	SLI Safe Drinking Water	1,398.2	1,075.6	144.3	1,219.9
4-7	SLI Direct Potable Reuse of Treated Wastewater P	0.0	1,500.0	0.0	1,500.0
4-8	SLI Water Quality Fee Fund Deposit	0.0	6,400.0	0.0	6,400.0
<b>Program Summary Total:</b>		21,926.0	35,370.5	2,439.2	37,809.7
<b>Expenditure Categories</b>					
0000	FTE Positions	128.7	152.3	9.0	161.3
6000	Personal Services	7,284.8	8,781.5	711.1	9,492.6
6100	Employee Related Expenses	2,615.1	3,233.0	277.4	3,510.4
6200	Professional and Outside Services	6,369.5	7,934.0	820.0	8,754.0
6500	Travel In-State	141.1	211.5	16.0	227.5
6600	Travel Out of State	6.4	28.0	0.0	28.0
6700	Food	0.0	0.0	0.0	0.0
6800	Aid to Organizations and Individuals	302.6	421.3	0.0	421.3
7000	Other Operating Expenses	782.9	2,949.8	0.0	2,949.8
8000	Equipment	(0.8)	5.0	90.0	95.0
8100	Capital Outlay	0.0	0.0	0.0	0.0
8600	Debt Service	0.0	0.0	0.0	0.0
9000	Cost Allocation	4,424.2	5,406.4	444.7	5,851.1
9100	Transfers	0.2	6,400.0	80.0	6,480.0
<b>Expenditure Categories Total:</b>		21,926.0	35,370.5	2,439.2	37,809.7
<b>Fund Source</b>					
<b>Appropriated Funds</b>					
AA1000-A	General Fund (Appropriated)	0.0	7,900.0	0.0	7,900.0
EV2289-A	Recycling Fund (Appropriated)	173.7	0.0	0.0	0.0
EV2365-A	Voluntary Vehicle Repair & Retrofit Program Fund	526.6	0.0	0.0	0.0
EV4100-A	Water Quality Fee Fund (Appropriated)	6,383.8	15,489.2	2,294.9	17,784.1
EV4150-A	Safe Drinking Water Program Fund (Appropriated)	1,756.3	1,075.6	144.3	1,219.9
EV9000-A	Indirect Cost Recovery Fund (Appropriated)	0.0	0.0	0.0	0.0
		8,840.4	24,464.8	2,439.2	26,904.0

## Program Summary of Expenditures and Budget Request

<b>Agency:</b>	<b>Department of Environmental Quality</b>
<b>Program:</b>	<b>Water Quality</b>

	FY 2022 Actual	FY 2023 Expd. Plan	FY 2024 Fund. Issue	FY 2024 Total Request
<b>Non-Appropriated Funds</b>				
EV2000-N Federal Grants Fund (Non-Appropriated)	5,858.2	6,118.8	0.0	6,118.8
EV2221-N Water Quality Assurance Revolving Fund (Non-Appropriated)	1,534.7	1,738.9	0.0	1,738.9
EV2271-N Underground Storage Tank Revolving (Non-Appropriated)	1,016.8	2,174.5	0.0	2,174.5
EV2308-N Monitoring Assistance Fund (Non-Appropriated)	514.6	773.5	0.0	773.5
EV2500-N IGA and ISA Fund (Non-Appropriated)	4,161.3	100.0	0.0	100.0
	13,085.6	10,905.7	0.0	10,905.7
<b>Fund Source Total:</b>	21,926.0	35,370.5	2,439.2	37,809.7

## Program Group Summary of Expenditures and Budget Request for Selected Funds

<b>Agency:</b>	Department of Environmental Quality
<b>Program:</b>	Water Quality

	FY 2022 Actual	FY 2023 Expd. Plan	FY 2024 Fund. Issue	FY 2024 Total Request
<b>Fund: AA1000-A General Fund (Appropriated)</b>				
<b>Program Expenditures</b>				
COST CENTER/PROGRAM BUDGET UNIT				
4-1 Groundwater Protection	0.0	0.0	0.0	0.0
4-5 Water Re-Use	0.0	0.0	0.0	0.0
4-7 SLI Direct Potable Reuse of Treated Wastewater	0.0	1,500.0	0.0	1,500.0
4-8 SLI Water Quality Fee Fund Deposit	0.0	6,400.0	0.0	6,400.0
Total	0.0	7,900.0	0.0	7,900.0

### Appropriated Funding

#### Expenditure Categories

FTE Positions	0.0	3.9	0.0	3.9
Personal Services	0.0	349.4	0.0	349.4
Employee Related Expenses	0.0	129.5	0.0	129.5
Professional and Outside Services	0.0	800.6	0.0	800.6
Travel In-State	0.0	0.0	0.0	0.0
Travel Out of State	0.0	0.0	0.0	0.0
Food	0.0	0.0	0.0	0.0
Aid to Organizations and Individuals	0.0	0.0	0.0	0.0
Other Operating Expenses	0.0	5.0	0.0	5.0
Equipment	0.0	0.0	0.0	0.0
Capital Outlay	0.0	0.0	0.0	0.0
Debt Service	0.0	0.0	0.0	0.0
Cost Allocation	0.0	215.5	0.0	215.5
Transfers	0.0	6,400.0	0.0	6,400.0
<b>Expenditure Categories Total:</b>	0.0	7,900.0	0.0	7,900.0
<b>Fund AA1000-A Total:</b>	0.0	7,900.0	0.0	7,900.0

## Program Group Summary of Expenditures and Budget Request for Selected Funds

<b>Agency:</b>	Department of Environmental Quality
<b>Program:</b>	Water Quality

	FY 2022 Actual	FY 2023 Expd. Plan	FY 2024 Fund. Issue	FY 2024 Total Request
--	-------------------	-----------------------	------------------------	--------------------------

<b>Fund:</b>	EV2000-N Federal Grants Fund (Non-Appropriated)
--------------	---

### Program Expenditures

COST CENTER/PROGRAM BUDGET UNIT					
4-1	Groundwater Protection	96.0	0.0	0.0	0.0
4-2	Surface Water Protection	2,329.5	2,369.8	0.0	2,369.8
4-3	Surface Water Quality Improvement Planning	3,134.1	3,420.9	0.0	3,420.9
4-4	Safe Drinking Water	298.6	328.1	0.0	328.1
Total		5,858.2	6,118.8	0.0	6,118.8

### Non-Appropriated Funding

#### Expenditure Categories

FTE Positions		32.8	32.5	0.0	32.5
Personal Services		1,983.9	2,175.8	0.0	2,175.8
Employee Related Expenses		719.9	848.6	0.0	848.6
Professional and Outside Services		1,366.7	1,289.1	0.0	1,289.1
Travel In-State		95.9	23.1	0.0	23.1
Travel Out of State		6.2	0.0	0.0	0.0
Food		0.0	0.0	0.0	0.0
Aid to Organizations and Individuals		302.6	421.3	0.0	421.3
Other Operating Expenses		157.7	0.0	0.0	0.0
Equipment		8.6	0.0	0.0	0.0
Capital Outlay		0.0	0.0	0.0	0.0
Debt Service		0.0	0.0	0.0	0.0
Cost Allocation		1,216.7	1,360.9	0.0	1,360.9
Transfers		0.0	0.0	0.0	0.0

<b>Expenditure Categories Total:</b>	5,858.2	6,118.8	0.0	6,118.8
--------------------------------------	---------	---------	-----	---------

<b>Fund EV2000-N Total:</b>	5,858.2	6,118.8	0.0	6,118.8
-----------------------------	---------	---------	-----	---------

## Program Group Summary of Expenditures and Budget Request for Selected Funds

<b>Agency:</b>	Department of Environmental Quality
<b>Program:</b>	Water Quality

	FY 2022 Actual	FY 2023 Expd. Plan	FY 2024 Fund. Issue	FY 2024 Total Request
--	-------------------	-----------------------	------------------------	--------------------------

<b>Fund:</b>	EV2221-N Water Quality Assurance Revolving Fund (Non-Appropriated)
--------------	--

### Program Expenditures

COST CENTER/PROGRAM BUDGET UNIT					
4-3	Surface Water Quality Improvement Planning	1,534.7	1,738.9	0.0	1,738.9
	Total	1,534.7	1,738.9	0.0	1,738.9

### Non-Appropriated Funding

#### Expenditure Categories

	FTE Positions	10.1	9.9	0.0	9.9
	Personal Services	500.7	715.5	0.0	715.5
	Employee Related Expenses	159.2	231.0	0.0	231.0
	Professional and Outside Services	525.4	330.0	0.0	330.0
	Travel In-State	1.0	0.0	0.0	0.0
	Travel Out of State	0.0	0.0	0.0	0.0
	Food	0.0	0.0	0.0	0.0
	Aid to Organizations and Individuals	0.0	0.0	0.0	0.0
	Other Operating Expenses	82.3	36.5	0.0	36.5
	Equipment	0.0	0.0	0.0	0.0
	Capital Outlay	0.0	0.0	0.0	0.0
	Debt Service	0.0	0.0	0.0	0.0
	Cost Allocation	266.1	425.9	0.0	425.9
	Transfers	0.0	0.0	0.0	0.0
<b>Expenditure Categories Total:</b>		1,534.7	1,738.9	0.0	1,738.9
<b>Fund EV2221-N Total:</b>		1,534.7	1,738.9	0.0	1,738.9

## Program Group Summary of Expenditures and Budget Request for Selected Funds

<b>Agency:</b>	Department of Environmental Quality
<b>Program:</b>	Water Quality

	FY 2022 Actual	FY 2023 Expd. Plan	FY 2024 Fund. Issue	FY 2024 Total Request
--	-------------------	-----------------------	------------------------	--------------------------

<b>Fund:</b>	EV2271-N Underground Storage Tank Revolving (Non-Appropriated)
--------------	--

### Program Expenditures

COST CENTER/PROGRAM BUDGET UNIT					
4-1	Groundwater Protection	735.9	1,872.1	0.0	1,872.1
4-2	Surface Water Protection	118.7	42.8	0.0	42.8
4-3	Surface Water Quality Improvement Planning	141.1	137.4	0.0	137.4
4-4	Safe Drinking Water	0.0	111.1	0.0	111.1
4-5	Water Re-Use	21.1	11.1	0.0	11.1
<b>Total</b>		1,016.8	2,174.5	0.0	2,174.5

### Non-Appropriated Funding

#### Expenditure Categories

FTE Positions		0.4	0.0	0.0	0.0
Personal Services		0.0	0.0	0.0	0.0
Employee Related Expenses		0.0	0.0	0.0	0.0
Professional and Outside Services		314.2	500.0	0.0	500.0
Travel In-State		0.0	0.0	0.0	0.0
Travel Out of State		0.0	0.0	0.0	0.0
Food		0.0	0.0	0.0	0.0
Aid to Organizations and Individuals		0.0	0.0	0.0	0.0
Other Operating Expenses		386.1	274.5	0.0	274.5
Equipment		0.0	0.0	0.0	0.0
Capital Outlay		0.0	0.0	0.0	0.0
Debt Service		0.0	0.0	0.0	0.0
Cost Allocation		316.5	1,400.0	0.0	1,400.0
Transfers		0.0	0.0	0.0	0.0
<b>Expenditure Categories Total:</b>		1,016.8	2,174.5	0.0	2,174.5
<b>Fund EV2271-N Total:</b>		1,016.8	2,174.5	0.0	2,174.5

## Program Group Summary of Expenditures and Budget Request for Selected Funds

<b>Agency:</b>	Department of Environmental Quality
<b>Program:</b>	Water Quality

	FY 2022 Actual	FY 2023 Expd. Plan	FY 2024 Fund. Issue	FY 2024 Total Request
--	-------------------	-----------------------	------------------------	--------------------------

<b>Fund:</b>	EV2289-A Recycling Fund (Appropriated)
--------------	--

### Program Expenditures

COST CENTER/PROGRAM BUDGET UNIT					
4-3	Surface Water Quality Improvement Planning	173.7	0.0	0.0	0.0
	Total	173.7	0.0	0.0	0.0

### Appropriated Funding

#### Expenditure Categories

	0.0	0.0	0.0	0.0
Personal Services	0.0	0.0	0.0	0.0
Employee Related Expenses	173.7	0.0	0.0	0.0
Professional and Outside Services	0.0	0.0	0.0	0.0
Travel In-State	0.0	0.0	0.0	0.0
Travel Out of State	0.0	0.0	0.0	0.0
Food	0.0	0.0	0.0	0.0
Aid to Organizations and Individuals	0.0	0.0	0.0	0.0
Other Operating Expenses	0.0	0.0	0.0	0.0
Equipment	0.0	0.0	0.0	0.0
Capital Outlay	0.0	0.0	0.0	0.0
Debt Service	0.0	0.0	0.0	0.0
Cost Allocation	0.0	0.0	0.0	0.0
Transfers	0.0	0.0	0.0	0.0
<b>Expenditure Categories Total:</b>	173.7	0.0	0.0	0.0
<b>Fund EV2289-A Total:</b>	173.7	0.0	0.0	0.0



## Program Group Summary of Expenditures and Budget Request for Selected Funds

<b>Agency:</b>	Department of Environmental Quality
<b>Program:</b>	Water Quality

	FY 2022 Actual	FY 2023 Expd. Plan	FY 2024 Fund. Issue	FY 2024 Total Request
--	-------------------	-----------------------	------------------------	--------------------------

<b>Fund:</b>	EV2308-N Monitoring Assistance Fund (Non-Appropriated)
--------------	--

### Program Expenditures

COST CENTER/PROGRAM BUDGET UNIT					
4-4	Safe Drinking Water	514.6	773.5	0.0	773.5
	Total	514.6	773.5	0.0	773.5

### Non-Appropriated Funding

#### Expenditure Categories

	FTE Positions	0.7	0.5	0.0	0.5
	Personal Services	50.7	44.1	0.0	44.1
	Employee Related Expenses	18.9	16.6	0.0	16.6
	Professional and Outside Services	408.3	682.4	0.0	682.4
	Travel In-State	0.0	0.0	0.0	0.0
	Travel Out of State	0.0	0.0	0.0	0.0
	Food	0.0	0.0	0.0	0.0
	Aid to Organizations and Individuals	0.0	0.0	0.0	0.0
	Other Operating Expenses	5.4	3.1	0.0	3.1
	Equipment	0.0	0.0	0.0	0.0
	Capital Outlay	0.0	0.0	0.0	0.0
	Debt Service	0.0	0.0	0.0	0.0
	Cost Allocation	31.3	27.3	0.0	27.3
	Transfers	0.0	0.0	0.0	0.0
<b>Expenditure Categories Total:</b>		514.6	773.5	0.0	773.5
<b>Fund EV2308-N Total:</b>		514.6	773.5	0.0	773.5

## Program Group Summary of Expenditures and Budget Request for Selected Funds

<b>Agency:</b>	Department of Environmental Quality
<b>Program:</b>	Water Quality

	FY 2022 Actual	FY 2023 Expd. Plan	FY 2024 Fund. Issue	FY 2024 Total Request
--	-------------------	-----------------------	------------------------	--------------------------

<b>Fund:</b>	EV2365-A Voluntary Vehicle Repair & Retrofit Program Fund (Appropriated)
--------------	--

### Program Expenditures

COST CENTER/PROGRAM BUDGET UNIT					
4-3	Surface Water Quality Improvement Planning	526.6	0.0	0.0	0.0
	Total	526.6	0.0	0.0	0.0

### Appropriated Funding

#### Expenditure Categories

	FTE Positions	3.4	0.0	0.0	0.0
	Personal Services	252.5	0.0	0.0	0.0
	Employee Related Expenses	88.7	0.0	0.0	0.0
	Professional and Outside Services	31.9	0.0	0.0	0.0
	Travel In-State	0.0	0.0	0.0	0.0
	Travel Out of State	0.0	0.0	0.0	0.0
	Food	0.0	0.0	0.0	0.0
	Aid to Organizations and Individuals	0.0	0.0	0.0	0.0
	Other Operating Expenses	0.0	0.0	0.0	0.0
	Equipment	0.0	0.0	0.0	0.0
	Capital Outlay	0.0	0.0	0.0	0.0
	Debt Service	0.0	0.0	0.0	0.0
	Cost Allocation	153.5	0.0	0.0	0.0
	Transfers	0.0	0.0	0.0	0.0
<b>Expenditure Categories Total:</b>		526.6	0.0	0.0	0.0
<b>Fund EV2365-A Total:</b>		526.6	0.0	0.0	0.0

## Program Group Summary of Expenditures and Budget Request for Selected Funds

<b>Agency:</b>	Department of Environmental Quality
<b>Program:</b>	Water Quality

		FY 2022	FY 2023	FY 2024	FY 2024
		Actual	Expd. Plan	Fund. Issue	Total Request
<b>Fund: EV2500-N IGA and ISA Fund (Non-Appropriated)</b>					
<b>Program Expenditures</b>					
COST CENTER/PROGRAM BUDGET UNIT					
4-3	Surface Water Quality Improvement Planning	655.5	100.0	0.0	100.0
4-4	Safe Drinking Water	3,505.8	0.0	0.0	0.0
	Total	4,161.3	100.0	0.0	100.0
<b>Non-Appropriated Funding</b>					
<b>Expenditure Categories</b>					
	FTE Positions	23.1	25.6	0.0	25.6
	Personal Services	1,292.3	0.0	0.0	0.0
	Employee Related Expenses	467.4	0.0	0.0	0.0
	Professional and Outside Services	1,609.1	100.0	0.0	100.0
	Travel In-State	0.0	0.0	0.0	0.0
	Travel Out of State	0.0	0.0	0.0	0.0
	Food	0.0	0.0	0.0	0.0
	Aid to Organizations and Individuals	0.0	0.0	0.0	0.0
	Other Operating Expenses	0.6	0.0	0.0	0.0
	Equipment	0.0	0.0	0.0	0.0
	Capital Outlay	0.0	0.0	0.0	0.0
	Debt Service	0.0	0.0	0.0	0.0
	Cost Allocation	791.9	0.0	0.0	0.0
	Transfers	0.0	0.0	0.0	0.0
<b>Expenditure Categories Total:</b>		4,161.3	100.0	0.0	100.0
<b>Fund EV2500-N Total:</b>		4,161.3	100.0	0.0	100.0

## Program Group Summary of Expenditures and Budget Request for Selected Funds

<b>Agency:</b>	Department of Environmental Quality
<b>Program:</b>	Water Quality

	FY 2022 Actual	FY 2023 Expd. Plan	FY 2024 Fund. Issue	FY 2024 Total Request
--	-------------------	-----------------------	------------------------	--------------------------

<b>Fund:</b>	EV4100-A Water Quality Fee Fund (Appropriated)
--------------	--

### Program Expenditures

COST CENTER/PROGRAM BUDGET UNIT					
4-1	Groundwater Protection	4,585.0	7,972.4	1,288.9	9,261.3
4-2	Surface Water Protection	889.2	2,622.3	0.0	2,622.3
4-3	Surface Water Quality Improvement Planning	207.5	2,604.3	1,006.0	3,610.3
4-4	Safe Drinking Water	281.5	1,818.4	0.0	1,818.4
4-5	Water Re-Use	420.6	471.8	0.0	471.8
<b>Total</b>		6,383.8	15,489.2	2,294.9	17,784.1

### Appropriated Funding

#### Expenditure Categories

FTE Positions		44.9	73.0	8.0	81.0
Personal Services		2,502.1	5,067.7	639.5	5,707.2
Employee Related Expenses		901.4	1,846.4	249.4	2,095.8
Professional and Outside Services		1,699.1	4,069.4	820.0	4,889.4
Travel In-State		25.3	156.4	16.0	172.4
Travel Out of State		0.2	25.0	0.0	25.0
Food		0.0	0.0	0.0	0.0
Aid to Organizations and Individuals		0.0	0.0	0.0	0.0
Other Operating Expenses		50.0	2,608.1	0.0	2,608.1
Equipment		(9.4)	5.0	90.0	95.0
Capital Outlay		0.0	0.0	0.0	0.0
Debt Service		0.0	0.0	0.0	0.0
Cost Allocation		1,215.1	1,711.2	400.0	2,111.2
Transfers		0.0	0.0	80.0	80.0
<b>Expenditure Categories Total:</b>		6,383.8	15,489.2	2,294.9	17,784.1
<b>Fund EV4100-A Total:</b>		6,383.8	15,489.2	2,294.9	17,784.1

## Program Group Summary of Expenditures and Budget Request for Selected Funds

<b>Agency:</b>	Department of Environmental Quality
<b>Program:</b>	Water Quality

	FY 2022 Actual	FY 2023 Expd. Plan	FY 2024 Fund. Issue	FY 2024 Total Request
<b>Fund: EV4150-A Safe Drinking Water Program Fund (Appropriated)</b>				
<b>Program Expenditures</b>				
COST CENTER/PROGRAM BUDGET UNIT				
4-3	358.1	0.0	0.0	0.0
4-4	0.0	0.0	0.0	0.0
4-6	1,398.2	1,075.6	144.3	1,219.9
Total	1,756.3	1,075.6	144.3	1,219.9

### Appropriated Funding

#### Expenditure Categories

FTE Positions	13.3	6.9	1.0	7.9
Personal Services	702.6	429.0	71.6	500.6
Employee Related Expenses	259.6	160.9	28.0	188.9
Professional and Outside Services	241.1	162.5	0.0	162.5
Travel In-State	18.9	32.0	0.0	32.0
Travel Out of State	0.0	3.0	0.0	3.0
Food	0.0	0.0	0.0	0.0
Aid to Organizations and Individuals	0.0	0.0	0.0	0.0
Other Operating Expenses	100.8	22.6	0.0	22.6
Equipment	0.0	0.0	0.0	0.0
Capital Outlay	0.0	0.0	0.0	0.0
Debt Service	0.0	0.0	0.0	0.0
Cost Allocation	433.1	265.6	44.7	310.3
Transfers	0.2	0.0	0.0	0.0
<b>Expenditure Categories Total:</b>	1,756.3	1,075.6	144.3	1,219.9
<b>Fund EV4150-A Total:</b>	1,756.3	1,075.6	144.3	1,219.9

## Program Group Summary of Expenditures and Budget Request for Selected Funds

<b>Agency:</b>	Department of Environmental Quality
<b>Program:</b>	Water Quality

	FY 2022 Actual	FY 2023 Expd. Plan	FY 2024 Fund. Issue	FY 2024 Total Request
--	-------------------	-----------------------	------------------------	--------------------------

<b>Fund:</b>	EV9000-A Indirect Cost Recovery Fund (Appropriated)
--------------	---

### Program Expenditures

COST CENTER/PROGRAM BUDGET UNIT					
4-4	Safe Drinking Water	0.0	0.0	0.0	0.0
	Total	0.0	0.0	0.0	0.0

### Appropriated Funding

#### Expenditure Categories

	FTE Positions	0.0	0.0	0.0	0.0
	Personal Services	0.0	0.0	0.0	0.0
	Employee Related Expenses	0.0	0.0	0.0	0.0
	Professional and Outside Services	0.0	0.0	0.0	0.0
	Travel In-State	0.0	0.0	0.0	0.0
	Travel Out of State	0.0	0.0	0.0	0.0
	Food	0.0	0.0	0.0	0.0
	Aid to Organizations and Individuals	0.0	0.0	0.0	0.0
	Other Operating Expenses	0.0	0.0	0.0	0.0
	Equipment	0.0	0.0	0.0	0.0
	Capital Outlay	0.0	0.0	0.0	0.0
	Debt Service	0.0	0.0	0.0	0.0
	Cost Allocation	0.0	0.0	0.0	0.0
	Transfers	0.0	0.0	0.0	0.0
<b>Expenditure Categories Total:</b>		0.0	0.0	0.0	0.0
<b>Fund EV9000-A Total:</b>		0.0	0.0	0.0	0.0
<b>Program 4 Total:</b>		21,926.0	35,370.5	2,439.2	37,809.7

## Program Budget Unit Summary of Expenditures and Budget Request for All Funds

<b>Agency:</b>	Department of Environmental Quality
<b>Program:</b>	Groundwater Protection

Expenditure Categories	FY 2022 Actual	FY 2023 Expd. Plan	FY 2024 Fund. Issue	FY 2024 Total Request
0000 FTE	35.3	34.3	8.0	42.3
6000 Personal Services	1,997.5	2,428.6	639.5	3,068.1
6100 Employee Related Expenses	720.7	889.0	249.4	1,138.4
6200 Professional and Outside Services	1,232.8	2,435.0	0.0	2,435.0
6500 Travel In-State	24.1	75.0	0.0	75.0
6600 Travel Out of State	0.2	0.0	0.0	0.0
6700 Food	0.0	0.0	0.0	0.0
6800 Aid to Organizations and Individuals	0.0	0.0	0.0	0.0
7000 Other Operating Expenses	218.4	2,524.0	0.0	2,524.0
8000 Equipment	0.0	0.0	0.0	0.0
8100 Capital Outlay	0.0	0.0	0.0	0.0
8600 Debt Service	0.0	0.0	0.0	0.0
9000 Cost Allocation	1,223.2	1,492.9	400.0	1,892.9
9100 Transfers	0.0	0.0	0.0	0.0
<b>Expenditure Categories Total:</b>				
	5,416.9	9,844.5	1,288.9	11,133.4
<b>Fund Source</b>				
<b>Appropriated Funds</b>				
AA1000-A General Fund (Appropriated)	0.0	0.0	0.0	0.0
EV4100-A Water Quality Fee Fund (Appropriated)	4,585.0	7,972.4	1,288.9	9,261.3
	4,585.0	7,972.4	1,288.9	9,261.3
<b>Non-Appropriated Funds</b>				
EV2000-N Federal Grants Fund (Non-Appropriated)	96.0	0.0	0.0	0.0
EV2271-N Underground Storage Tank Revolving (Non-Appro	735.9	1,872.1	0.0	1,872.1
	831.9	1,872.1	0.0	1,872.1
<b>Fund Source Total:</b>				
	5,416.9	9,844.5	1,288.9	11,133.4

## Program Budget Unit Summary of Expenditures and Budget Request for Selected Funds

<b>Agency:</b>	Department of Environmental Quality				
	<b>FY 2022</b>	<b>FY 2023</b>	<b>FY 2024</b>	<b>FY 2024</b>	
	<b>Actual</b>	<b>Expd. Plan</b>	<b>Fund. Issue</b>	<b>Total Request</b>	
<b>Program:</b>	Groundwater Protection				
<b>Fund:</b>	AA1000-A General Fund				
	<b>Appropriated</b>				
6000	Personal Services	0.0	0.0	0.0	0.0
6100	Employee Related Expenses	0.0	0.0	0.0	0.0
6200	Professional and Outside Services	0.0	0.0	0.0	0.0
6500	Travel In-State	0.0	0.0	0.0	0.0
6600	Travel Out of State	0.0	0.0	0.0	0.0
6700	Food	0.0	0.0	0.0	0.0
6800	Aid to Organizations and Individuals	0.0	0.0	0.0	0.0
7000	Other Operating Expenses	0.0	0.0	0.0	0.0
8000	Equipment	0.0	0.0	0.0	0.0
8100	Capital Outlay	0.0	0.0	0.0	0.0
8600	Debt Service	0.0	0.0	0.0	0.0
9000	Cost Allocation	0.0	0.0	0.0	0.0
9100	Transfers	0.0	0.0	0.0	0.0
	<b>Appropriated Total:</b>	0.0	0.0	0.0	0.0
<b>Fund Total:</b>		0.0	0.0	0.0	0.0
<b>Fund:</b>	EV2000-N Federal Grants Fund				
	<b>Non-Appropriated</b>				
6000	Personal Services	0.0	0.0	0.0	0.0
6100	Employee Related Expenses	0.0	0.0	0.0	0.0
6200	Professional and Outside Services	96.0	0.0	0.0	0.0
6500	Travel In-State	0.0	0.0	0.0	0.0
6600	Travel Out of State	0.0	0.0	0.0	0.0
6700	Food	0.0	0.0	0.0	0.0
6800	Aid to Organizations and Individuals	0.0	0.0	0.0	0.0
7000	Other Operating Expenses	0.0	0.0	0.0	0.0
8000	Equipment	0.0	0.0	0.0	0.0
8100	Capital Outlay	0.0	0.0	0.0	0.0



## Program Budget Unit Summary of Expenditures and Budget Request for Selected Funds

Agency:	Department of Environmental Quality			
	FY 2022 Actual	FY 2023 Expd. Plan	FY 2024 Fund. Issue	FY 2024 Total Request
<b>Program:</b> Groundwater Protection				
<b>Fund:</b> EV2000-N Federal Grants Fund				
<b>Non-Appropriated</b>				
8600 Debt Service	0.0	0.0	0.0	0.0
9000 Cost Allocation	0.0	0.0	0.0	0.0
9100 Transfers	0.0	0.0	0.0	0.0
<b>Non-Appropriated Total:</b>	96.0	0.0	0.0	0.0
<b>Fund Total:</b>	96.0	0.0	0.0	0.0
<b>Fund:</b> EV2271-N Underground Storage Tank Revolving				
<b>Non-Appropriated</b>				
6000 Personal Services	0.0	0.0	0.0	0.0
6100 Employee Related Expenses	0.0	0.0	0.0	0.0
6200 Professional and Outside Services	243.3	325.0	0.0	325.0
6500 Travel In-State	0.0	0.0	0.0	0.0
6600 Travel Out of State	0.0	0.0	0.0	0.0
6700 Food	0.0	0.0	0.0	0.0
6800 Aid to Organizations and Individuals	0.0	0.0	0.0	0.0
7000 Other Operating Expenses	176.1	147.1	0.0	147.1
8000 Equipment	0.0	0.0	0.0	0.0
8100 Capital Outlay	0.0	0.0	0.0	0.0
8600 Debt Service	0.0	0.0	0.0	0.0
9000 Cost Allocation	316.5	1,400.0	0.0	1,400.0
9100 Transfers	0.0	0.0	0.0	0.0
<b>Non-Appropriated Total:</b>	735.9	1,872.1	0.0	1,872.1
<b>Fund Total:</b>	735.9	1,872.1	0.0	1,872.1
<b>Fund:</b> EV4100-A Water Quality Fee Fund				
<b>Appropriated</b>				
0000 FTE	35.3	34.3	8.0	42.3
6000 Personal Services	1,997.5	2,428.6	639.5	3,068.1
6100 Employee Related Expenses	720.7	889.0	249.4	1,138.4

## Program Budget Unit Summary of Expenditures and Budget Request for Selected Funds

<b>Agency:</b>	Department of Environmental Quality				
	<b>FY 2022</b>	<b>FY 2023</b>	<b>FY 2024</b>	<b>FY 2024</b>	
	<b>Actual</b>	<b>Expd. Plan</b>	<b>Fund. Issue</b>	<b>Total Request</b>	
<b>Program:</b>	Groundwater Protection				
<b>Fund:</b>	EV4100-A Water Quality Fee Fund				
	<b>Appropriated</b>				
6200	Professional and Outside Services	893.5	2,110.0	0.0	2,110.0
6500	Travel In-State	24.1	75.0	0.0	75.0
6600	Travel Out of State	0.2	0.0	0.0	0.0
6700	Food	0.0	0.0	0.0	0.0
6800	Aid to Organizations and Individuals	0.0	0.0	0.0	0.0
7000	Other Operating Expenses	42.3	2,376.9	0.0	2,376.9
8000	Equipment	0.0	0.0	0.0	0.0
8100	Capital Outlay	0.0	0.0	0.0	0.0
8600	Debt Service	0.0	0.0	0.0	0.0
9000	Cost Allocation	906.7	92.9	400.0	492.9
9100	Transfers	0.0	0.0	0.0	0.0
	<b>Appropriated Total:</b>	4,585.0	7,972.4	1,288.9	9,261.3
	<b>Fund Total:</b>	4,585.0	7,972.4	1,288.9	9,261.3
	<b>Program Total For Selected Funds:</b>	5,416.9	9,844.5	1,288.9	11,133.4

## Program Expenditure Schedule

Agency:	Department of Environmental Quality	
Program:	Groundwater Protection	
	FY 2022 Actual	FY 2023 Expd. Plan
FTE	35.3	34.3
<b>Expenditure Category Total</b>	<b>35.3</b>	<b>34.3</b>
<b>Appropriated</b>		
EV4100-A Water Quality Fee Fund (Appropriated)	35.3	34.3
<b>Fund Source Total</b>	<b>35.3</b>	<b>34.3</b>
<hr/>		
Personal Services	1,997.5	2,428.6
Boards and Commissions	0.0	0.0
<b>Expenditure Category Total</b>	<b>1,997.5</b>	<b>2,428.6</b>
<b>Appropriated</b>		
EV4100-A Water Quality Fee Fund (Appropriated)	1,997.5	2,428.6
<b>Fund Source Total</b>	<b>1,997.5</b>	<b>2,428.6</b>
<hr/>		
Employee Related Expenses	720.7	889.0
<b>Expenditure Category Total</b>	<b>720.7</b>	<b>889.0</b>
<b>Appropriated</b>		
EV4100-A Water Quality Fee Fund (Appropriated)	720.7	889.0
<b>Fund Source Total</b>	<b>720.7</b>	<b>889.0</b>
<hr/>		
Professional and Outside Services		2,435.0
External Prof/Outside Serv Budg And Appn	0.0	
External Investment Services	0.0	
Other External Financial Services	0.0	
Attorney General Legal Services	198.3	
External Legal Services	0.0	
External Engineer/Architect Cost - Exp	0.0	
External Engineer/Architect Cost- Cap	0.0	
Other Design	0.0	
Temporary Agency Services	422.1	
Hospital Services	0.0	
Other Medical Services	0.0	
Institutional Care	0.0	
Education And Training	2.0	
Vendor Travel	0.0	
Professional & Outside Services Excluded from Cost Alloca	0.0	
Vendor Travel - Non Reportable	0.0	
External Telecom Consulting Services	0.0	
Costs related to those in custody of the State	0.0	
Non - Confidential Specialist Fees	0.0	
Confidential Specialist Fees	0.0	
Outside Actuarial Costs	0.0	
Other Professional And Outside Services	610.4	

## Program Expenditure Schedule

<b>Agency:</b>	<b>Department of Environmental Quality</b>
<b>Program:</b>	<b>Groundwater Protection</b>

	FY 2022 Actual	FY 2023 Expd. Plan
<b>Expenditure Category Total</b>	<b>1,232.8</b>	<b>2,435.0</b>
<b>Appropriated</b>		
EV4100-A Water Quality Fee Fund (Appropriated)	893.5	2,110.0
	<b>893.5</b>	<b>2,110.0</b>
<b>Non-Appropriated</b>		
EV2000-N Federal Grants Fund (Non-Appropriated)	96.0	0.0
EV2271-N Underground Storage Tank Revolving (Non-Appropriated)	243.3	325.0
	<b>339.3</b>	<b>325.0</b>
<b>Fund Source Total</b>	<b>1,232.8</b>	<b>2,435.0</b>
<hr/>		
Travel In-State	24.1	75.0
<b>Expenditure Category Total</b>	<b>24.1</b>	<b>75.0</b>
<b>Appropriated</b>		
EV4100-A Water Quality Fee Fund (Appropriated)	24.1	75.0
	<b>24.1</b>	<b>75.0</b>
<b>Fund Source Total</b>	<b>24.1</b>	<b>75.0</b>
<hr/>		
Travel Out of State	0.2	0.0
<b>Expenditure Category Total</b>	<b>0.2</b>	<b>0.0</b>
<b>Appropriated</b>		
EV4100-A Water Quality Fee Fund (Appropriated)	0.2	0.0
	<b>0.2</b>	<b>0.0</b>
<b>Fund Source Total</b>	<b>0.2</b>	<b>0.0</b>
<hr/>		
Food	0.0	0.0
<b>Expenditure Category Total</b>	<b>0.0</b>	<b>0.0</b>
<hr/>		
Aid to Organizations and Individuals	0.0	0.0
<b>Expenditure Category Total</b>	<b>0.0</b>	<b>0.0</b>
<hr/>		
Other Operating Expenses		2,524.0
Other Operating Expenditures Budg Approp	0.0	
Other Operating Expenditures Excluded from Cost Allocati	0.0	
Risk Management Charges To State Agency	0.0	
Risk Management Deductible - Indemnity	0.0	
Risk Management Deductible - Legal	0.0	
Risk Management Deductible - Medical	0.0	
Risk Management Deductible - Other	0.0	
Gen Liab- Non Physical-Taxable- Self Ins	0.0	
Gross Proceeds Payments To Attorneys	0.0	
General Liability- Non-Taxable- Self Ins	0.0	
Medical Malpractice - Self-Insured	0.0	
Automobile Liability - Self Insured	0.0	
General Property Damage - Self- Insured	0.0	
Automobile Physical Damage-Self Insured	0.0	
Liability Insurance Premiums	0.0	
Property Insurance Premiums	0.0	
Workers Compensation Benefit Payments	0.0	
Self Insurance - Administrative Fees	0.0	

## Program Expenditure Schedule

<b>Agency:</b>	<b>Department of Environmental Quality</b>
<b>Program:</b>	<b>Groundwater Protection</b>

	FY 2022 Actual	FY 2023 Expd. Plan
Self Insurance - Premiums	0.0	
Self Insurance - Claim Payments	0.0	
Self Insurance - Pharmacy Claims	0.0	
Premium Tax On Altcs	0.0	
Other Insurance-Related Charges	0.0	
Internal Service Data Processing	0.0	
Internal Service Data Proc- Pc/Lan	0.0	
External Programming-Mainframe/Legacy	0.0	
External Programming- Pc/Lan/Serv/Web	0.0	
External Data Entry	0.0	
Othr External Data Proc-Mainframe/Legacy	0.0	
Othr External Data Proc-Pc/Lan/Serv/Web	0.0	
Pmt for AFIS Development & Usage	0.0	
Internal Service Telecommunications	0.0	
External Telecom Long Distance-In-State	8.0	
External Telecom Long Distance-Out-State	0.0	
Other External Telecommunication Service	0.0	
Electricity	0.0	
Sanitation Waste Disposal	0.0	
Water	0.0	
Gas And Fuel Oil For Buildings	0.0	
Other Utilities	0.0	
Building Rent Charges To State Agencies	0.0	
Priv Lease To Own Bld Rent Chrgs To Agy	0.0	
Cert Of Part Bld Rent Chrgs To Agy	176.1	
Rental Of Land And Buildings	0.0	
Rental Of Computer Equipment	0.0	
Rental Of Other Machinery And Equipment	1.1	
Miscellaneous Rent	0.0	
Interest On Overdue Payments	0.0	
All Other Interest Payments	0.0	
Internal Acct/Budg/Financial Svcs	0.0	
Other Internal Services	0.0	
Repair And Maintenance - Buildings	0.0	
Repair And Maintenance - Vehicles	0.0	
Repair And Maint - Mainframe And Legacy	0.0	
Repair And Maint-Pc/Lan/Serv/Web	0.0	
Repair And Maintenance - Other Equipment	0.0	
Other Repair And Maintenance	0.0	
Software Support And Maintenance	8.5	
Uniforms	0.8	
Inmate Clothing	0.0	
Security Supplies	0.0	
Office Supplies	0.2	
Computer Supplies	0.5	
Housekeeping Supplies	0.0	
Bedding And Bath Supplies	0.0	
Drugs And Medicine Supplies	0.0	
Medical Supplies	0.0	
Dental Supplies	0.0	
Automotive And Transportation Fuels	0.0	

## Program Expenditure Schedule

<b>Agency:</b>	<b>Department of Environmental Quality</b>
<b>Program:</b>	<b>Groundwater Protection</b>

	FY 2022 Actual	FY 2023 Expd. Plan
Automotive Lubricants And Supplies	0.0	
Rpr And Maint Supplies-Not Auto Or Build	0.0	
Repair And Maintenance Supplies-Building	0.0	
Other Operating Supplies	1.0	
Publications	0.0	
Aggregate Withheld Or Paid Commissions	0.0	
Lottery Prizes	0.0	
Lottery Distribution Costs	0.0	
Material for Further Processing	0.0	
Other Resale Supplies	0.0	
Loss On Sales Of Capital Assets	0.0	
Loss on Sales of Investments	0.0	
Employee Tuition Reimbursement-Graduate	0.0	
Employee Tuition Reimb Under-Grad/Other	0.0	
Conference Registration-Attendance Fees	11.6	
Other Education And Training Costs	0.5	
Advertising	2.8	
Sponsorships	0.0	
Internal Printing	0.0	
External Printing	3.2	
Photography	0.0	
Postage And Delivery	0.0	
Document shredding and Destruction Services	0.0	
Translation and Sign Language Services	0.0	
Distribution To State Universities	0.0	
Other Intrastate Distributions	0.0	
Awards	0.0	
Entertainment And Promotional Items	0.0	
Dues	0.9	
Books- Subscriptions And Publications	3.2	
Costs For Digital Image Or Microfilm	0.0	
Revolving Fund Advances	0.0	
Credit Card Fees Over Approved Limit	0.0	
Relief Bill Expenditures	0.0	
Surplus Property Distr To State Agencies	0.0	
Security Services	0.0	
Judgments - Damages	0.0	
ICA Payments to Claimants Confidential	0.0	
Jdgmnt-Confidential Restitution To Indiv	0.0	
Judgments - Non-Confidential Restitution	0.0	
Judgments - Punitive And Compensatory	0.0	
Pmts Made to Resolve/Disputes/Avoid Costs of Litigation	0.0	
Pmts For Contracted State Inmate Labor	0.0	
Payments To State Inmates	0.0	
Bad Debt Expense	0.0	
Interview Expense	0.0	
Employee Relocations-Nontaxable	0.0	
Employee Relocations-Taxable	0.0	
Non-Confidential Invest/Legal/Law Enf	0.0	
Conf/Sensitive Invest/Legal/Undercover	0.0	
Fingerprinting, Background Checks, Etc.	0.0	

## Program Expenditure Schedule

<b>Agency:</b>	<b>Department of Environmental Quality</b>	
<b>Program:</b>	<b>Groundwater Protection</b>	
	<b>FY 2022 Actual</b>	<b>FY 2023 Expd. Plan</b>
Other Miscellaneous Operating	0.0	
<b>Expenditure Category Total</b>	<b>218.4</b>	<b>2,524.0</b>
<b>Appropriated</b>		
EV4100-A Water Quality Fee Fund (Appropriated)	42.3	2,376.9
	<b>42.3</b>	<b>2,376.9</b>
<b>Non-Appropriated</b>		
EV2271-N Underground Storage Tank Revolving (Non-Appropriated)	176.1	147.1
	<b>176.1</b>	<b>147.1</b>
<b>Fund Source Total</b>	<b>218.4</b>	<b>2,524.0</b>
<hr/>		
Current Year Expenditures		0.0
Capital Equipment Budget And Approp	0.0	
Vehicles Capital Purchase	0.0	
Vehicles Capital Leases	0.0	
Furniture Capital Purchase	0.0	
Depreciable Works Of Art & Hist Treas/Coll Capital Purcha	0.0	
Non Depr Works Of Art & Hist Treas/Coll Cap Purchase	0.0	
Furniture Capital Leases	0.0	
Computer Equipment Capital Purchase	0.0	
Computer Equipment Capital Lease	0.0	
Telecommunication Equip-Capital Purchase	0.0	
Telecommunication Equip-Capital Lease	0.0	
Other Equipment Capital Purchase	0.0	
Other Equipment Capital Leases	0.0	
Purchased Or Licensed Software-Website	0.0	
Internally Generated Software-Website	0.0	
Development in Progress	0.0	
Right-Of-Way/Easement/Extraction Rights	0.0	
Oth Int Assets purchased, licensed or internally generate	0.0	
Other intangible assets acquired by capital lease	0.0	
Other Capital Asset Purchases	0.0	
Leasehold Improvement-Capital Purchase	0.0	
Other Capital Asset Leases	0.0	
Non-Capital Equip Budget And Approp	0.0	
Vehicles Non-Capital Purchase	0.0	
Vehicles Non-Capital Leases	0.0	
Furniture Non-Capital Purchase	0.0	
Works Of Art And Hist Treas-Non Capital	0.0	
Furniture Non-Capital Leases	0.0	
Computer Equipment Non-Capital Purchase	0.0	
Computer Equipment Non-Capital Lease	0.0	
Telecomm Equip Non-Capital Purchase	0.0	
Telecomm Equip Non-Capital Leases	0.0	
Other Equipment Non-Capital Purchase	0.0	
Weapons Non-Capital Purchase	0.0	
Other Equipment Non-Capital Lease	0.0	
Purchased Or Licensed Software/Website	0.0	
Internally Generated Software/Website	0.0	
LICENSES AND PERMITS	0.0	
Right-Of-Way/Easement/Extraction Exp	0.0	
Other Intangible Assets - Purchased, Licensed or Internall	0.0	

## Program Expenditure Schedule

<b>Agency:</b>	Department of Environmental Quality
<b>Program:</b>	Groundwater Protection

	FY 2022 Actual	FY 2023 Expd. Plan
Noncapital Software/Web By Capital Lease	0.0	
Other Intangible Assets Acquired by Capital Lease	0.0	
Other Long Lived Tangible Assets to be Expenses	0.0	
Non-Capital Equipment Excluded from Cost Allocation	0.0	
<b>Expenditure Category Total</b>	<b>0.0</b>	<b>0.0</b>
<hr/>		
Capital Outlay	0.0	0.0
<b>Expenditure Category Total</b>	<b>0.0</b>	<b>0.0</b>
<hr/>		
Debt Service	0.0	0.0
<b>Expenditure Category Total</b>	<b>0.0</b>	<b>0.0</b>
<hr/>		
Cost Allocation	1,223.2	1,492.9
<b>Expenditure Category Total</b>	<b>1,223.2</b>	<b>1,492.9</b>
<b>Appropriated</b>		
EV4100-A Water Quality Fee Fund (Appropriated)	906.7	92.9
	<b>906.7</b>	<b>92.9</b>
<b>Non-Appropriated</b>		
EV2271-N Underground Storage Tank Revolving (Non-Appropriated)	316.5	1,400.0
	<b>316.5</b>	<b>1,400.0</b>
<b>Fund Source Total</b>	<b>1,223.2</b>	<b>1,492.9</b>
<hr/>		
Transfers	0.0	0.0
<b>Expenditure Category Total</b>	<b>0.0</b>	<b>0.0</b>
<b>Appropriated</b>		
AA1000-A General Fund (Appropriated)	0.0	0.0
	<b>0.0</b>	<b>0.0</b>
<b>Fund Source Total</b>	<b>0.0</b>	<b>0.0</b>

<b>Employee Retirement Coverage</b>			
	FTE	Personal Services	Fund#
Arizona State Retirement System	34.3	2,428.6	EV4100-A

<b>Combined Regular &amp; Elected Positions At/Above FICA Maximum of \$147,000</b>		
	Total FTE	FTE's not eligible for Health, Dental & Life
	0.0	0.0



## Program Budget Unit Summary of Expenditures and Budget Request for All Funds

<b>Agency:</b>	Department of Environmental Quality
<b>Program:</b>	Surface Water Protection

Expenditure Categories	FY 2022 Actual	FY 2023 Expd. Plan	FY 2024 Fund. Issue	FY 2024 Total Request
0000 FTE	22.0	27.0	0.0	27.0
6000 Personal Services	1,201.6	1,913.0	0.0	1,913.0
6100 Employee Related Expenses	428.9	721.6	0.0	721.6
6200 Professional and Outside Services	782.6	930.9	0.0	930.9
6500 Travel In-State	24.6	38.5	0.0	38.5
6600 Travel Out of State	0.0	15.0	0.0	15.0
6700 Food	0.0	0.0	0.0	0.0
6800 Aid to Organizations and Individuals	18.8	108.0	0.0	108.0
7000 Other Operating Expenses	147.1	122.3	0.0	122.3
8000 Equipment	0.0	0.0	0.0	0.0
8100 Capital Outlay	0.0	0.0	0.0	0.0
8600 Debt Service	0.0	0.0	0.0	0.0
9000 Cost Allocation	733.8	1,185.6	0.0	1,185.6
9100 Transfers	0.0	0.0	0.0	0.0
<b>Expenditure Categories Total:</b>	3,337.4	5,034.9	0.0	5,034.9
<b>Fund Source</b>				
<b>Appropriated Funds</b>				
EV4100-A Water Quality Fee Fund (Appropriated)	889.2	2,622.3	0.0	2,622.3
	889.2	2,622.3	0.0	2,622.3
<b>Non-Appropriated Funds</b>				
EV2000-N Federal Grants Fund (Non-Appropriated)	2,329.5	2,369.8	0.0	2,369.8
EV2271-N Underground Storage Tank Revolving (Non-Appro	118.7	42.8	0.0	42.8
	2,448.2	2,412.6	0.0	2,412.6
<b>Fund Source Total:</b>	3,337.4	5,034.9	0.0	5,034.9

## Program Budget Unit Summary of Expenditures and Budget Request for Selected Funds

Agency:	Department of Environmental Quality			
	FY 2022 Actual	FY 2023 Expd. Plan	FY 2024 Fund. Issue	FY 2024 Total Request
<b>Program:</b>	Surface Water Protection			
<b>Fund:</b>	EV2000-N Federal Grants Fund			
<b>Non-Appropriated</b>				
0000 FTE	16.0	15.0	0.0	15.0
6000 Personal Services	953.0	1,110.7	0.0	1,110.7
6100 Employee Related Expenses	341.6	433.2	0.0	433.2
6200 Professional and Outside Services	387.7	0.0	0.0	0.0
6500 Travel In-State	23.4	23.1	0.0	23.1
6600 Travel Out of State	0.0	0.0	0.0	0.0
6700 Food	0.0	0.0	0.0	0.0
6800 Aid to Organizations and Individuals	18.8	108.0	0.0	108.0
7000 Other Operating Expenses	22.4	0.0	0.0	0.0
8000 Equipment	0.0	0.0	0.0	0.0
8100 Capital Outlay	0.0	0.0	0.0	0.0
8600 Debt Service	0.0	0.0	0.0	0.0
9000 Cost Allocation	582.6	694.8	0.0	694.8
9100 Transfers	0.0	0.0	0.0	0.0
<b>Non-Appropriated Total:</b>	2,329.5	2,369.8	0.0	2,369.8
<b>Fund Total:</b>	2,329.5	2,369.8	0.0	2,369.8
<b>Fund:</b>	EV2271-N Underground Storage Tank Revolving			
<b>Non-Appropriated</b>				
6000 Personal Services	0.0	0.0	0.0	0.0
6100 Employee Related Expenses	0.0	0.0	0.0	0.0
6200 Professional and Outside Services	0.0	0.0	0.0	0.0
6500 Travel In-State	0.0	0.0	0.0	0.0
6600 Travel Out of State	0.0	0.0	0.0	0.0
6700 Food	0.0	0.0	0.0	0.0
6800 Aid to Organizations and Individuals	0.0	0.0	0.0	0.0
7000 Other Operating Expenses	118.7	42.8	0.0	42.8
8000 Equipment	0.0	0.0	0.0	0.0
8100 Capital Outlay	0.0	0.0	0.0	0.0

## Program Budget Unit Summary of Expenditures and Budget Request for Selected Funds

<b>Agency:</b>	Department of Environmental Quality				
	<b>FY 2022</b>	<b>FY 2023</b>	<b>FY 2024</b>	<b>FY 2024</b>	
	<b>Actual</b>	<b>Expd. Plan</b>	<b>Fund. Issue</b>	<b>Total Request</b>	
<b>Program:</b>	Surface Water Protection				
<b>Fund:</b>	EV2271-N Underground Storage Tank Revolving				
<b>Non-Appropriated</b>					
8600	Debt Service	0.0	0.0	0.0	0.0
9000	Cost Allocation	0.0	0.0	0.0	0.0
9100	Transfers	0.0	0.0	0.0	0.0
<b>Non-Appropriated Total:</b>		118.7	42.8	0.0	42.8
<b>Fund Total:</b>		118.7	42.8	0.0	42.8
<b>Fund:</b>	EV4100-A Water Quality Fee Fund				
<b>Appropriated</b>					
0000	FTE	6.0	12.0	0.0	12.0
6000	Personal Services	248.6	802.3	0.0	802.3
6100	Employee Related Expenses	87.3	288.4	0.0	288.4
6200	Professional and Outside Services	394.9	930.9	0.0	930.9
6500	Travel In-State	1.2	15.4	0.0	15.4
6600	Travel Out of State	0.0	15.0	0.0	15.0
6700	Food	0.0	0.0	0.0	0.0
6800	Aid to Organizations and Individuals	0.0	0.0	0.0	0.0
7000	Other Operating Expenses	6.0	79.5	0.0	79.5
8000	Equipment	0.0	0.0	0.0	0.0
8100	Capital Outlay	0.0	0.0	0.0	0.0
8600	Debt Service	0.0	0.0	0.0	0.0
9000	Cost Allocation	151.2	490.8	0.0	490.8
9100	Transfers	0.0	0.0	0.0	0.0
<b>Appropriated Total:</b>		889.2	2,622.3	0.0	2,622.3
<b>Fund Total:</b>		889.2	2,622.3	0.0	2,622.3
<b>Program Total For Selected Funds:</b>		3,337.4	5,034.9	0.0	5,034.9

## Program Expenditure Schedule

Agency:	Department of Environmental Quality	
Program:	Surface Water Protection	
	FY 2022 Actual	FY 2023 Expd. Plan
FTE	22.0	27.0
<b>Expenditure Category Total</b>	<b>22.0</b>	<b>27.0</b>
<b>Appropriated</b>		
EV4100-A Water Quality Fee Fund (Appropriated)	6.0	12.0
	<b>6.0</b>	<b>12.0</b>
<b>Non-Appropriated</b>		
EV2000-N Federal Grants Fund (Non-Appropriated)	16.0	15.0
	<b>16.0</b>	<b>15.0</b>
<b>Fund Source Total</b>	<b>22.0</b>	<b>27.0</b>
<hr/>		
Personal Services	1,201.6	1,913.0
Boards and Commissions	0.0	0.0
<b>Expenditure Category Total</b>	<b>1,201.6</b>	<b>1,913.0</b>
<b>Appropriated</b>		
EV4100-A Water Quality Fee Fund (Appropriated)	248.6	802.3
	<b>248.6</b>	<b>802.3</b>
<b>Non-Appropriated</b>		
EV2000-N Federal Grants Fund (Non-Appropriated)	953.0	1,110.7
	<b>953.0</b>	<b>1,110.7</b>
<b>Fund Source Total</b>	<b>1,201.6</b>	<b>1,913.0</b>
<hr/>		
Employee Related Expenses	428.9	721.6
<b>Expenditure Category Total</b>	<b>428.9</b>	<b>721.6</b>
<b>Appropriated</b>		
EV4100-A Water Quality Fee Fund (Appropriated)	87.3	288.4
	<b>87.3</b>	<b>288.4</b>
<b>Non-Appropriated</b>		
EV2000-N Federal Grants Fund (Non-Appropriated)	341.6	433.2
	<b>341.6</b>	<b>433.2</b>
<b>Fund Source Total</b>	<b>428.9</b>	<b>721.6</b>
<hr/>		
Professional and Outside Services		930.9
External Prof/Outside Serv Budg And Appn	0.0	
External Investment Services	0.0	
Other External Financial Services	0.0	
Attorney General Legal Services	185.3	
External Legal Services	0.0	
External Engineer/Architect Cost - Exp	0.0	
External Engineer/Architect Cost- Cap	0.0	
Other Design	0.0	
Temporary Agency Services	37.1	
Hospital Services	0.0	
Other Medical Services	0.0	
Institutional Care	0.0	
Education And Training	49.0	
Vendor Travel	0.0	
Professional & Outside Services Excluded from Cost Alloca	0.0	
Vendor Travel - Non Reportable	0.0	
External Telecom Consulting Services	0.0	
Costs related to those in custody of the State	0.0	

## Program Expenditure Schedule

Agency:	Department of Environmental Quality	
Program:	Surface Water Protection	
	FY 2022 Actual	FY 2023 Expd. Plan
Non - Confidential Specialist Fees	0.0	
Confidential Specialist Fees	0.0	
Outside Actuarial Costs	0.0	
Other Professional And Outside Services	511.2	
<b>Expenditure Category Total</b>	<b>782.6</b>	<b>930.9</b>
<b>Appropriated</b>		
EV4100-A Water Quality Fee Fund (Appropriated)	394.9	930.9
	<b>394.9</b>	<b>930.9</b>
<b>Non-Appropriated</b>		
EV2000-N Federal Grants Fund (Non-Appropriated)	387.7	0.0
	<b>387.7</b>	<b>0.0</b>
<b>Fund Source Total</b>	<b>782.6</b>	<b>930.9</b>
<hr/>		
Travel In-State	24.6	38.5
<b>Expenditure Category Total</b>	<b>24.6</b>	<b>38.5</b>
<b>Appropriated</b>		
EV4100-A Water Quality Fee Fund (Appropriated)	1.2	15.4
	<b>1.2</b>	<b>15.4</b>
<b>Non-Appropriated</b>		
EV2000-N Federal Grants Fund (Non-Appropriated)	23.4	23.1
	<b>23.4</b>	<b>23.1</b>
<b>Fund Source Total</b>	<b>24.6</b>	<b>38.5</b>
<hr/>		
Travel Out of State	0.0	15.0
<b>Expenditure Category Total</b>	<b>0.0</b>	<b>15.0</b>
<b>Appropriated</b>		
EV4100-A Water Quality Fee Fund (Appropriated)	0.0	15.0
	<b>0.0</b>	<b>15.0</b>
<b>Fund Source Total</b>	<b>0.0</b>	<b>15.0</b>
<hr/>		
Food	0.0	0.0
<b>Expenditure Category Total</b>	<b>0.0</b>	<b>0.0</b>
<hr/>		
Aid to Organizations and Individuals	18.8	108.0
<b>Expenditure Category Total</b>	<b>18.8</b>	<b>108.0</b>
<b>Non-Appropriated</b>		
EV2000-N Federal Grants Fund (Non-Appropriated)	18.8	108.0
	<b>18.8</b>	<b>108.0</b>
<b>Fund Source Total</b>	<b>18.8</b>	<b>108.0</b>
<hr/>		
Other Operating Expenses		122.3
Other Operating Expenditures Budg Approp	0.0	
Other Operating Expenditures Excluded from Cost Allocati	0.0	
Risk Management Charges To State Agency	0.0	
Risk Management Deductible - Indemnity	0.0	
Risk Management Deductible - Legal	0.0	
Risk Management Deductible - Medical	0.0	
Risk Management Deductible - Other	0.0	
Gen Liab- Non Physical-Taxable- Self Ins	0.0	
Gross Proceeds Payments To Attorneys	0.0	

## Program Expenditure Schedule

<b>Agency:</b>	<b>Department of Environmental Quality</b>
<b>Program:</b>	<b>Surface Water Protection</b>

	FY 2022 Actual	FY 2023 Expd. Plan
General Liability- Non-Taxable- Self Ins	0.0	
Medical Malpractice - Self-Insured	0.0	
Automobile Liability - Self Insured	0.0	
General Property Damage - Self- Insured	0.0	
Automobile Physical Damage-Self Insured	0.0	
Liability Insurance Premiums	0.0	
Property Insurance Premiums	0.0	
Workers Compensation Benefit Payments	0.0	
Self Insurance - Administrative Fees	0.0	
Self Insurance - Premiums	0.0	
Self Insurance - Claim Payments	0.0	
Self Insurance - Pharmacy Claims	0.0	
Premium Tax On Altcs	0.0	
Other Insurance-Related Charges	0.0	
Internal Service Data Processing	0.0	
Internal Service Data Proc- Pc/Lan	0.0	
External Programming-Mainframe/Legacy	0.0	
External Programming- Pc/Lan/Serv/Web	0.0	
External Data Entry	0.0	
Othr External Data Proc-Mainframe/Legacy	0.0	
Othr External Data Proc-Pc/Lan/Serv/Web	0.0	
Pmt for AFIS Development & Usage	0.0	
Internal Service Telecommunications	0.0	
External Telecom Long Distance-In-State	9.1	
External Telecom Long Distance-Out-State	0.0	
Other External Telecommunication Service	0.0	
Electricity	0.0	
Sanitation Waste Disposal	0.0	
Water	0.0	
Gas And Fuel Oil For Buildings	0.0	
Other Utilities	0.0	
Building Rent Charges To State Agencies	0.0	
Priv Lease To Own Bld Rent Chrgs To Agy	0.0	
Cert Of Part Bld Rent Chrgs To Agy	118.7	
Rental Of Land And Buildings	0.0	
Rental Of Computer Equipment	0.0	
Rental Of Other Machinery And Equipment	0.0	
Miscellaneous Rent	0.0	
Interest On Overdue Payments	0.0	
All Other Interest Payments	0.0	
Internal Acct/Budg/Financial Svcs	0.0	
Other Internal Services	0.0	
Repair And Maintenance - Buildings	0.0	
Repair And Maintenance - Vehicles	0.0	
Repair And Maint - Mainframe And Legacy	0.0	
Repair And Maint-Pc/Lan/Serv/Web	0.0	
Repair And Maintenance - Other Equipment	0.0	
Other Repair And Maintenance	0.0	
Software Support And Maintenance	0.0	
Uniforms	0.7	
Inmate Clothing	0.0	

## Program Expenditure Schedule

<b>Agency:</b>	<b>Department of Environmental Quality</b>
<b>Program:</b>	<b>Surface Water Protection</b>

	FY 2022 Actual	FY 2023 Expd. Plan
Security Supplies	0.0	
Office Supplies	0.0	
Computer Supplies	0.0	
Housekeeping Supplies	0.0	
Bedding And Bath Supplies	0.0	
Drugs And Medicine Supplies	0.0	
Medical Supplies	0.0	
Dental Supplies	0.0	
Automotive And Transportation Fuels	0.0	
Automotive Lubricants And Supplies	0.0	
Rpr And Maint Supplies-Not Auto Or Build	0.0	
Repair And Maintenance Supplies-Building	0.0	
Other Operating Supplies	0.2	
Publications	0.0	
Aggregate Withheld Or Paid Commissions	0.0	
Lottery Prizes	0.0	
Lottery Distribution Costs	0.0	
Material for Further Processing	0.0	
Other Resale Supplies	0.0	
Loss On Sales Of Capital Assets	0.0	
Loss on Sales of Investments	0.0	
Employee Tuition Reimbursement-Graduate	0.0	
Employee Tuition Reimb Under-Grad/Other	0.0	
Conference Registration-Attendance Fees	1.0	
Other Education And Training Costs	0.0	
Advertising	6.9	
Sponsorships	0.0	
Internal Printing	0.0	
External Printing	1.8	
Photography	0.0	
Postage And Delivery	0.0	
Document shredding and Destruction Services	0.0	
Translation and Sign Language Services	0.0	
Distribution To State Universities	0.0	
Other Intrastate Distributions	0.0	
Awards	0.0	
Entertainment And Promotional Items	0.0	
Dues	8.6	
Books- Subscriptions And Publications	0.1	
Costs For Digital Image Or Microfilm	0.0	
Revolving Fund Advances	0.0	
Credit Card Fees Over Approved Limit	0.0	
Relief Bill Expenditures	0.0	
Surplus Property Distr To State Agencies	0.0	
Security Services	0.0	
Judgments - Damages	0.0	
ICA Payments to Claimants Confidential	0.0	
Jdgmnt-Confidential Restitution To Indiv	0.0	
Judgments - Non-Confidential Restitution	0.0	
Judgments - Punitive And Compensatory	0.0	
Pmts Made to Resolve/Disputes/Avoid Costs of Litigation	0.0	

## Program Expenditure Schedule

<b>Agency:</b>	<b>Department of Environmental Quality</b>
<b>Program:</b>	<b>Surface Water Protection</b>

	FY 2022 Actual	FY 2023 Expd. Plan
Pmts For Contracted State Inmate Labor	0.0	
Payments To State Inmates	0.0	
Bad Debt Expense	0.0	
Interview Expense	0.0	
Employee Relocations-Nontaxable	0.0	
Employee Relocations-Taxable	0.0	
Non-Confidential Invest/Legal/Law Enf	0.0	
Conf/Sensitive Invest/Legal/Undercover	0.0	
Fingerprinting, Background Checks, Etc.	0.0	
Other Miscellaneous Operating	0.0	
<b>Expenditure Category Total</b>	<b>147.1</b>	<b>122.3</b>
<b>Appropriated</b>		
EV4100-A Water Quality Fee Fund (Appropriated)	6.0	79.5
	<b>6.0</b>	<b>79.5</b>
<b>Non-Appropriated</b>		
EV2000-N Federal Grants Fund (Non-Appropriated)	22.4	0.0
EV2271-N Underground Storage Tank Revolving (Non-Appropriated)	118.7	42.8
	<b>141.1</b>	<b>42.8</b>
<b>Fund Source Total</b>	<b>147.1</b>	<b>122.3</b>

Current Year Expenditures		0.0
Capital Equipment Budget And Approp	0.0	
Vehicles Capital Purchase	0.0	
Vehicles Capital Leases	0.0	
Furniture Capital Purchase	0.0	
Depreciable Works Of Art & Hist Treas/Coll Capital Purcha	0.0	
Non Depr Works Of Art & Hist Treas/Coll Cap Purchase	0.0	
Furniture Capital Leases	0.0	
Computer Equipment Capital Purchase	0.0	
Computer Equipment Capital Lease	0.0	
Telecommunication Equip-Capital Purchase	0.0	
Telecommunication Equip-Capital Lease	0.0	
Other Equipment Capital Purchase	0.0	
Other Equipment Capital Leases	0.0	
Purchased Or Licensed Software-Website	0.0	
Internally Generated Software-Website	0.0	
Development in Progress	0.0	
Right-Of-Way/Easement/Extraction Rights	0.0	
Oth Int Assets purchased, licensed or internally generate	0.0	
Other intangible assets acquired by capital lease	0.0	
Other Capital Asset Purchases	0.0	
Leasehold Improvement-Capital Purchase	0.0	
Other Capital Asset Leases	0.0	
Non-Capital Equip Budget And Approp	0.0	
Vehicles Non-Capital Purchase	0.0	
Vehicles Non-Capital Leases	0.0	
Furniture Non-Capital Purchase	0.0	
Works Of Art And Hist Treas-Non Capital	0.0	
Furniture Non-Capital Leases	0.0	
Computer Equipment Non-Capital Purchase	0.0	
Computer Equipment Non-Capital Lease	0.0	



## Program Expenditure Schedule

<b>Agency:</b>	Department of Environmental Quality
<b>Program:</b>	Surface Water Protection

	FY 2022 Actual	FY 2023 Expd. Plan
Telecomm Equip Non-Capital Purchase	0.0	
Telecomm Equip Non-Capital Leases	0.0	
Other Equipment Non-Capital Purchase	0.0	
Weapons Non-Capital Purchase	0.0	
Other Equipment Non-Capital Lease	0.0	
Purchased Or Licensed Software/Website	0.0	
Internally Generated Software/Website	0.0	
LICENSES AND PERMITS	0.0	
Right-Of-Way/Easement/Extraction Exp	0.0	
Other Intangible Assets - Purchased, Licensed or Internall	0.0	
Noncapital Software/Web By Capital Lease	0.0	
Other Intangible Assets Acquired by Capital Lease	0.0	
Other Long Lived Tangible Assets to be Expenses	0.0	
Non-Capital Equipment Excluded from Cost Allocation	0.0	
<b>Expenditure Category Total</b>	<b>0.0</b>	<b>0.0</b>
<hr/>		
Capital Outlay	0.0	0.0
<b>Expenditure Category Total</b>	<b>0.0</b>	<b>0.0</b>
<hr/>		
Debt Service	0.0	0.0
<b>Expenditure Category Total</b>	<b>0.0</b>	<b>0.0</b>
<hr/>		
Cost Allocation	733.8	1,185.6
<b>Expenditure Category Total</b>	<b>733.8</b>	<b>1,185.6</b>
<hr/>		
<b>Appropriated</b>		
EV4100-A Water Quality Fee Fund (Appropriated)	151.2	490.8
<b>151.2</b>	<b>151.2</b>	<b>490.8</b>
<hr/>		
<b>Non-Appropriated</b>		
EV2000-N Federal Grants Fund (Non-Appropriated)	582.6	694.8
<b>582.6</b>	<b>582.6</b>	<b>694.8</b>
<b>Fund Source Total</b>	<b>733.8</b>	<b>1,185.6</b>
<hr/>		
Transfers	0.0	0.0
<b>Expenditure Category Total</b>	<b>0.0</b>	<b>0.0</b>

### Employee Retirement Coverage

Retirement System	FTE	Personal Services	Fund#
Arizona State Retirement System	15.0	1,110.7	EV2000-N
Arizona State Retirement System	12.0	802.3	EV4100-A

### Combined Regular & Elected Positions At/Above FICA Maximum of \$147,000

Total FTE	Personal Services	FTE's not eligible for Health, Dental & Life
1.0	150.0	0.0

## Program Budget Unit Summary of Expenditures and Budget Request for All Funds

<b>Agency:</b>	Department of Environmental Quality
<b>Program:</b>	Surface Water Quality Improvement Planning

Expenditure Categories	FY 2022 Actual	FY 2023 Expd. Plan	FY 2024 Fund. Issue	FY 2024 Total Request
0000 FTE	30.8	38.1	0.0	38.1
6000 Personal Services	1,806.7	2,462.3	0.0	2,462.3
6100 Employee Related Expenses	641.4	889.8	0.0	889.8
6200 Professional and Outside Services	2,566.6	2,577.2	820.0	3,397.2
6500 Travel In-State	68.6	66.0	16.0	82.0
6600 Travel Out of State	6.2	10.0	0.0	10.0
6700 Food	0.0	0.0	0.0	0.0
6800 Aid to Organizations and Individuals	283.8	313.3	0.0	313.3
7000 Other Operating Expenses	288.0	169.6	0.0	169.6
8000 Equipment	(0.8)	5.0	90.0	95.0
8100 Capital Outlay	0.0	0.0	0.0	0.0
8600 Debt Service	0.0	0.0	0.0	0.0
9000 Cost Allocation	1,070.8	1,508.3	0.0	1,508.3
9100 Transfers	0.0	0.0	80.0	80.0
<b>Expenditure Categories Total:</b>				
	6,731.3	8,001.5	1,006.0	9,007.5
<b>Fund Source</b>				
<b>Appropriated Funds</b>				
EV2289-A Recycling Fund (Appropriated)	173.7	0.0	0.0	0.0
EV2365-A Voluntary Vehicle Repair & Retrofit Program Fund	526.6	0.0	0.0	0.0
EV4100-A Water Quality Fee Fund (Appropriated)	207.5	2,604.3	1,006.0	3,610.3
EV4150-A Safe Drinking Water Program Fund (Appropriated)	358.1	0.0	0.0	0.0
	1,265.9	2,604.3	1,006.0	3,610.3
<b>Non-Appropriated Funds</b>				
EV2000-N Federal Grants Fund (Non-Appropriated)	3,134.1	3,420.9	0.0	3,420.9
EV2221-N Water Quality Assurance Revolving Fund (Non-Appropriated)	1,534.7	1,738.9	0.0	1,738.9
EV2271-N Underground Storage Tank Revolving (Non-Appropriated)	141.1	137.4	0.0	137.4
EV2500-N IGA and ISA Fund (Non-Appropriated)	655.5	100.0	0.0	100.0
	5,465.4	5,397.2	0.0	5,397.2
<b>Fund Source Total:</b>				
	6,731.3	8,001.5	1,006.0	9,007.5

## Program Budget Unit Summary of Expenditures and Budget Request for Selected Funds

<b>Agency:</b>	Department of Environmental Quality				
	<b>FY 2022</b>	<b>FY 2023</b>	<b>FY 2024</b>	<b>FY 2024</b>	
	<b>Actual</b>	<b>Expd. Plan</b>	<b>Fund. Issue</b>	<b>Total Request</b>	
<b>Program:</b>	Surface Water Quality Improvement Planning				
<b>Fund:</b>	EV2000-N Federal Grants Fund				
<b>Non-Appropriated</b>					
0000	FTE	14.3	15.1	0.0	15.1
6000	Personal Services	906.2	902.3	0.0	902.3
6100	Employee Related Expenses	343.6	351.9	0.0	351.9
6200	Professional and Outside Services	820.4	1,289.1	0.0	1,289.1
6500	Travel In-State	67.6	0.0	0.0	0.0
6600	Travel Out of State	6.2	0.0	0.0	0.0
6700	Food	0.0	0.0	0.0	0.0
6800	Aid to Organizations and Individuals	283.8	313.3	0.0	313.3
7000	Other Operating Expenses	135.3	0.0	0.0	0.0
8000	Equipment	8.6	0.0	0.0	0.0
8100	Capital Outlay	0.0	0.0	0.0	0.0
8600	Debt Service	0.0	0.0	0.0	0.0
9000	Cost Allocation	562.4	564.3	0.0	564.3
9100	Transfers	0.0	0.0	0.0	0.0
<b>Non-Appropriated Total:</b>		3,134.1	3,420.9	0.0	3,420.9
<b>Fund Total:</b>		3,134.1	3,420.9	0.0	3,420.9
<b>Fund:</b>	EV2221-N Water Quality Assurance Revolving Fund				
<b>Non-Appropriated</b>					
0000	FTE	10.1	9.9	0.0	9.9
6000	Personal Services	500.7	715.5	0.0	715.5
6100	Employee Related Expenses	159.2	231.0	0.0	231.0
6200	Professional and Outside Services	525.4	330.0	0.0	330.0
6500	Travel In-State	1.0	0.0	0.0	0.0
6600	Travel Out of State	0.0	0.0	0.0	0.0
6700	Food	0.0	0.0	0.0	0.0
6800	Aid to Organizations and Individuals	0.0	0.0	0.0	0.0
7000	Other Operating Expenses	82.3	36.5	0.0	36.5
8000	Equipment	0.0	0.0	0.0	0.0
8100	Capital Outlay	0.0	0.0	0.0	0.0

## Program Budget Unit Summary of Expenditures and Budget Request for Selected Funds

Agency:	Department of Environmental Quality			
	FY 2022 Actual	FY 2023 Expd. Plan	FY 2024 Fund. Issue	FY 2024 Total Request
<b>Program:</b>	Surface Water Quality Improvement Planning			
<b>Fund:</b>	EV2221-N Water Quality Assurance Revolving Fund			
<b>Non-Appropriated</b>				
8600 Debt Service	0.0	0.0	0.0	0.0
9000 Cost Allocation	266.1	425.9	0.0	425.9
9100 Transfers	0.0	0.0	0.0	0.0
<b>Non-Appropriated Total:</b>	1,534.7	1,738.9	0.0	1,738.9
<b>Fund Total:</b>	1,534.7	1,738.9	0.0	1,738.9
<b>Fund:</b>	EV2271-N Underground Storage Tank Revolving			
<b>Non-Appropriated</b>				
0000 FTE	0.4	0.0	0.0	0.0
6000 Personal Services	0.0	0.0	0.0	0.0
6100 Employee Related Expenses	0.0	0.0	0.0	0.0
6200 Professional and Outside Services	70.9	90.0	0.0	90.0
6500 Travel In-State	0.0	0.0	0.0	0.0
6600 Travel Out of State	0.0	0.0	0.0	0.0
6700 Food	0.0	0.0	0.0	0.0
6800 Aid to Organizations and Individuals	0.0	0.0	0.0	0.0
7000 Other Operating Expenses	70.2	47.4	0.0	47.4
8000 Equipment	0.0	0.0	0.0	0.0
8100 Capital Outlay	0.0	0.0	0.0	0.0
8600 Debt Service	0.0	0.0	0.0	0.0
9000 Cost Allocation	0.0	0.0	0.0	0.0
9100 Transfers	0.0	0.0	0.0	0.0
<b>Non-Appropriated Total:</b>	141.1	137.4	0.0	137.4
<b>Fund Total:</b>	141.1	137.4	0.0	137.4
<b>Fund:</b>	EV2289-A Recycling Fund			
<b>Appropriated</b>				
6000 Personal Services	0.0	0.0	0.0	0.0
6100 Employee Related Expenses	0.0	0.0	0.0	0.0

## Program Budget Unit Summary of Expenditures and Budget Request for Selected Funds

<b>Agency:</b>	Department of Environmental Quality				
	FY 2022	FY 2023	FY 2024	FY 2024	
	Actual	Expd. Plan	Fund. Issue	Total Request	
<b>Program:</b>	Surface Water Quality Improvement Planning				
<b>Fund:</b>	EV2289-A Recycling Fund				
<b>Appropriated</b>					
6200	Professional and Outside Services	173.7	0.0	0.0	0.0
6500	Travel In-State	0.0	0.0	0.0	0.0
6600	Travel Out of State	0.0	0.0	0.0	0.0
6700	Food	0.0	0.0	0.0	0.0
6800	Aid to Organizations and Individuals	0.0	0.0	0.0	0.0
7000	Other Operating Expenses	0.0	0.0	0.0	0.0
8000	Equipment	0.0	0.0	0.0	0.0
8100	Capital Outlay	0.0	0.0	0.0	0.0
8600	Debt Service	0.0	0.0	0.0	0.0
9000	Cost Allocation	0.0	0.0	0.0	0.0
9100	Transfers	0.0	0.0	0.0	0.0
<b>Appropriated Total:</b>		173.7	0.0	0.0	0.0
<b>Fund Total:</b>		173.7	0.0	0.0	0.0
<b>Fund:</b>	EV2365-A Voluntary Vehicle Repair & Retrofit Program Fund				
<b>Appropriated</b>					
0000	FTE	3.4	0.0	0.0	0.0
6000	Personal Services	252.5	0.0	0.0	0.0
6100	Employee Related Expenses	88.7	0.0	0.0	0.0
6200	Professional and Outside Services	31.9	0.0	0.0	0.0
6500	Travel In-State	0.0	0.0	0.0	0.0
6600	Travel Out of State	0.0	0.0	0.0	0.0
6700	Food	0.0	0.0	0.0	0.0
6800	Aid to Organizations and Individuals	0.0	0.0	0.0	0.0
7000	Other Operating Expenses	0.0	0.0	0.0	0.0
8000	Equipment	0.0	0.0	0.0	0.0
8100	Capital Outlay	0.0	0.0	0.0	0.0
8600	Debt Service	0.0	0.0	0.0	0.0
9000	Cost Allocation	153.5	0.0	0.0	0.0
9100	Transfers	0.0	0.0	0.0	0.0

## Program Budget Unit Summary of Expenditures and Budget Request for Selected Funds

<b>Agency:</b>	Department of Environmental Quality			
	<b>FY 2022</b>	<b>FY 2023</b>	<b>FY 2024</b>	<b>FY 2024</b>
	<b>Actual</b>	<b>Expd. Plan</b>	<b>Fund. Issue</b>	<b>Total Request</b>
<b>Program:</b>	Surface Water Quality Improvement Planning			
<b>Fund:</b>	EV2365-A Voluntary Vehicle Repair & Retrofit Program Fund			
<b>Appropriated</b>				
<b>Appropriated Total:</b>	526.6	0.0	0.0	0.0
<b>Fund Total:</b>	526.6	0.0	0.0	0.0
<b>Fund:</b>	EV2500-N IGA and ISA Fund			
<b>Non-Appropriated</b>				
0000 FTE	0.0	0.0	0.0	0.0
6000 Personal Services	0.0	0.0	0.0	0.0
6100 Employee Related Expenses	0.0	0.0	0.0	0.0
6200 Professional and Outside Services	655.5	100.0	0.0	100.0
6500 Travel In-State	0.0	0.0	0.0	0.0
6600 Travel Out of State	0.0	0.0	0.0	0.0
6700 Food	0.0	0.0	0.0	0.0
6800 Aid to Organizations and Individuals	0.0	0.0	0.0	0.0
7000 Other Operating Expenses	0.0	0.0	0.0	0.0
8000 Equipment	0.0	0.0	0.0	0.0
8100 Capital Outlay	0.0	0.0	0.0	0.0
8600 Debt Service	0.0	0.0	0.0	0.0
9000 Cost Allocation	0.0	0.0	0.0	0.0
9100 Transfers	0.0	0.0	0.0	0.0
<b>Non-Appropriated Total:</b>	655.5	100.0	0.0	100.0
<b>Fund Total:</b>	655.5	100.0	0.0	100.0
<b>Fund:</b>	EV4100-A Water Quality Fee Fund			
<b>Appropriated</b>				
0000 FTE	0.7	12.1	0.0	12.1
6000 Personal Services	31.4	844.5	0.0	844.5
6100 Employee Related Expenses	12.1	306.9	0.0	306.9
6200 Professional and Outside Services	153.8	768.1	820.0	1,588.1
6500 Travel In-State	0.0	66.0	16.0	82.0
6600 Travel Out of State	0.0	10.0	0.0	10.0

## Program Budget Unit Summary of Expenditures and Budget Request for Selected Funds

<b>Agency:</b>	Department of Environmental Quality				
	<b>FY 2022</b>	<b>FY 2023</b>	<b>FY 2024</b>	<b>FY 2024</b>	
	<b>Actual</b>	<b>Expd. Plan</b>	<b>Fund. Issue</b>	<b>Total Request</b>	
<b>Program:</b>	Surface Water Quality Improvement Planning				
<b>Fund:</b>	EV4100-A Water Quality Fee Fund				
<b>Appropriated</b>					
6700	Food	0.0	0.0	0.0	0.0
6800	Aid to Organizations and Individuals	0.0	0.0	0.0	0.0
7000	Other Operating Expenses	0.0	85.7	0.0	85.7
8000	Equipment	(9.4)	5.0	90.0	95.0
8100	Capital Outlay	0.0	0.0	0.0	0.0
8600	Debt Service	0.0	0.0	0.0	0.0
9000	Cost Allocation	19.6	518.1	0.0	518.1
9100	Transfers	0.0	0.0	80.0	80.0
<b>Appropriated Total:</b>		207.5	2,604.3	1,006.0	3,610.3
<b>Fund Total:</b>		207.5	2,604.3	1,006.0	3,610.3
<b>Fund:</b>	EV4150-A Safe Drinking Water Program Fund				
<b>Appropriated</b>					
0000	FTE	1.9	1.0	0.0	1.0
6000	Personal Services	115.9	0.0	0.0	0.0
6100	Employee Related Expenses	37.8	0.0	0.0	0.0
6200	Professional and Outside Services	135.0	0.0	0.0	0.0
6500	Travel In-State	0.0	0.0	0.0	0.0
6600	Travel Out of State	0.0	0.0	0.0	0.0
6700	Food	0.0	0.0	0.0	0.0
6800	Aid to Organizations and Individuals	0.0	0.0	0.0	0.0
7000	Other Operating Expenses	0.2	0.0	0.0	0.0
8000	Equipment	0.0	0.0	0.0	0.0
8100	Capital Outlay	0.0	0.0	0.0	0.0
8600	Debt Service	0.0	0.0	0.0	0.0
9000	Cost Allocation	69.2	0.0	0.0	0.0
9100	Transfers	0.0	0.0	0.0	0.0
<b>Appropriated Total:</b>		358.1	0.0	0.0	0.0
<b>Fund Total:</b>		358.1	0.0	0.0	0.0

## Program Budget Unit Summary of Expenditures and Budget Request for Selected Funds

<b>Agency:</b>	Department of Environmental Quality			
	<b>FY 2022</b>	<b>FY 2023</b>	<b>FY 2024</b>	<b>FY 2024</b>
	<b>Actual</b>	<b>Expd. Plan</b>	<b>Fund. Issue</b>	<b>Total Request</b>
<b>Program:</b>	Surface Water Quality Improvement Planning			
<b>Program Total For Selected Funds:</b>	6,731.3	8,001.5	1,006.0	9,007.5



## Program Expenditure Schedule

Agency:	Department of Environmental Quality	
Program:	Surface Water Quality Improvement Planning	
	FY 2022 Actual	FY 2023 Expd. Plan
FTE	30.8	38.1
<b>Expenditure Category Total</b>	<b>30.8</b>	<b>38.1</b>
<b>Appropriated</b>		
EV2365-A Voluntary Vehicle Repair & Retrofit Program Fund (Appro	3.4	0.0
EV4100-A Water Quality Fee Fund (Appropriated)	0.7	12.1
EV4150-A Safe Drinking Water Program Fund (Appropriated)	1.9	1.0
	<b>6.0</b>	<b>13.1</b>
<b>Non-Appropriated</b>		
EV2000-N Federal Grants Fund (Non-Appropriated)	14.3	15.1
EV2221-N Water Quality Assurance Revolving Fund (Non-Appropriat	10.1	9.9
EV2271-N Underground Storage Tank Revolving (Non-Appropriated)	0.4	0.0
EV2500-N IGA and ISA Fund (Non-Appropriated)	0.0	0.0
	<b>24.8</b>	<b>25.0</b>
<b>Fund Source Total</b>	<b>30.8</b>	<b>38.1</b>
<hr/>		
Personal Services	1,806.7	2,462.3
Boards and Commissions	0.0	0.0
<b>Expenditure Category Total</b>	<b>1,806.7</b>	<b>2,462.3</b>
<b>Appropriated</b>		
EV2365-A Voluntary Vehicle Repair & Retrofit Program Fund (Appro	252.5	0.0
EV4100-A Water Quality Fee Fund (Appropriated)	31.4	844.5
EV4150-A Safe Drinking Water Program Fund (Appropriated)	115.9	0.0
	<b>399.8</b>	<b>844.5</b>
<b>Non-Appropriated</b>		
EV2000-N Federal Grants Fund (Non-Appropriated)	906.2	902.3
EV2221-N Water Quality Assurance Revolving Fund (Non-Appropriat	500.7	715.5
	<b>1,406.9</b>	<b>1,617.8</b>
<b>Fund Source Total</b>	<b>1,806.7</b>	<b>2,462.3</b>
<hr/>		
Employee Related Expenses	641.4	889.8
<b>Expenditure Category Total</b>	<b>641.4</b>	<b>889.8</b>
<b>Appropriated</b>		
EV2365-A Voluntary Vehicle Repair & Retrofit Program Fund (Appro	88.7	0.0
EV4100-A Water Quality Fee Fund (Appropriated)	12.1	306.9
EV4150-A Safe Drinking Water Program Fund (Appropriated)	37.8	0.0
	<b>138.6</b>	<b>306.9</b>
<b>Non-Appropriated</b>		
EV2000-N Federal Grants Fund (Non-Appropriated)	343.6	351.9
EV2221-N Water Quality Assurance Revolving Fund (Non-Appropriat	159.2	231.0
	<b>502.8</b>	<b>582.9</b>
<b>Fund Source Total</b>	<b>641.4</b>	<b>889.8</b>
<hr/>		
Professional and Outside Services		2,577.2
External Prof/Outside Serv Budg And Appn	0.0	
External Investment Services	0.0	
Other External Financial Services	0.0	
Attorney General Legal Services	70.9	
External Legal Services	0.0	
External Engineer/Architect Cost - Exp	0.0	
External Engineer/Architect Cost- Cap	0.0	

## Program Expenditure Schedule

<b>Agency:</b>	<b>Department of Environmental Quality</b>
<b>Program:</b>	<b>Surface Water Quality Improvement Planning</b>

	FY 2022 Actual	FY 2023 Expd. Plan
Other Design	0.0	
Temporary Agency Services	171.8	
Hospital Services	0.0	
Other Medical Services	0.0	
Institutional Care	0.0	
Education And Training	6.9	
Vendor Travel	0.0	
Professional & Outside Services Excluded from Cost Alloca	0.0	
Vendor Travel - Non Reportable	0.0	
External Telecom Consulting Services	0.0	
Costs related to those in custody of the State	0.0	
Non - Confidential Specialist Fees	0.0	
Confidential Specialist Fees	0.0	
Outside Actuarial Costs	0.0	
Other Professional And Outside Services	2,317.0	
<b>Expenditure Category Total</b>	<b>2,566.6</b>	<b>2,577.2</b>
<b>Appropriated</b>		
EV2289-A Recycling Fund (Appropriated)	173.7	0.0
EV2365-A Voluntary Vehicle Repair & Retrofit Program Fund (Appro	31.9	0.0
EV4100-A Water Quality Fee Fund (Appropriated)	153.8	768.1
EV4150-A Safe Drinking Water Program Fund (Appropriated)	135.0	0.0
	<b>494.4</b>	<b>768.1</b>
<b>Non-Appropriated</b>		
EV2000-N Federal Grants Fund (Non-Appropriated)	820.4	1,289.1
EV2221-N Water Quality Assurance Revolving Fund (Non-Appropriat	525.4	330.0
EV2271-N Underground Storage Tank Revolving (Non-Appropriated)	70.9	90.0
EV2500-N IGA and ISA Fund (Non-Appropriated)	655.5	100.0
	<b>2,072.2</b>	<b>1,809.1</b>
<b>Fund Source Total</b>	<b>2,566.6</b>	<b>2,577.2</b>
<hr/>		
Travel In-State	68.6	66.0
<b>Expenditure Category Total</b>	<b>68.6</b>	<b>66.0</b>
<b>Appropriated</b>		
EV4100-A Water Quality Fee Fund (Appropriated)	0.0	66.0
	<b>0.0</b>	<b>66.0</b>
<b>Non-Appropriated</b>		
EV2000-N Federal Grants Fund (Non-Appropriated)	67.6	0.0
EV2221-N Water Quality Assurance Revolving Fund (Non-Appropriat	1.0	0.0
	<b>68.6</b>	<b>0.0</b>
<b>Fund Source Total</b>	<b>68.6</b>	<b>66.0</b>
<hr/>		
Travel Out of State	6.2	10.0

## Program Expenditure Schedule

Agency:	Department of Environmental Quality	
Program:	Surface Water Quality Improvement Planning	
	FY 2022 Actual	FY 2023 Expd. Plan
<b>Expenditure Category Total</b>	<b>6.2</b>	<b>10.0</b>
<b>Appropriated</b>		
EV4100-A Water Quality Fee Fund (Appropriated)	0.0	10.0
	<b>0.0</b>	<b>10.0</b>
<b>Non-Appropriated</b>		
EV2000-N Federal Grants Fund (Non-Appropriated)	6.2	0.0
	<b>6.2</b>	<b>0.0</b>
<b>Fund Source Total</b>	<b>6.2</b>	<b>10.0</b>
<hr/>		
Food	0.0	0.0
<b>Expenditure Category Total</b>	<b>0.0</b>	<b>0.0</b>
<hr/>		
Aid to Organizations and Individuals	283.8	313.3
<b>Expenditure Category Total</b>	<b>283.8</b>	<b>313.3</b>
<b>Non-Appropriated</b>		
EV2000-N Federal Grants Fund (Non-Appropriated)	283.8	313.3
	<b>283.8</b>	<b>313.3</b>
<b>Fund Source Total</b>	<b>283.8</b>	<b>313.3</b>
<hr/>		
Other Operating Expenses		169.6
Other Operating Expenditures Budg Approp	0.0	
Other Operating Expenditures Excluded from Cost Allocati	0.0	
Risk Management Charges To State Agency	0.0	
Risk Management Deductible - Indemnity	0.0	
Risk Management Deductible - Legal	0.0	
Risk Management Deductible - Medical	0.0	
Risk Management Deductible - Other	0.0	
Gen Liab- Non Physical-Taxable- Self Ins	0.0	
Gross Proceeds Payments To Attorneys	0.0	
General Liability- Non-Taxable- Self Ins	0.0	
Medical Malpractice - Self-Insured	0.0	
Automobile Liability - Self Insured	0.0	
General Property Damage - Self- Insured	0.0	
Automobile Physical Damage-Self Insured	0.0	
Liability Insurance Premiums	0.0	
Property Insurance Premiums	0.0	
Workers Compensation Benefit Payments	0.0	
Self Insurance - Administrative Fees	0.0	
Self Insurance - Premiums	0.0	
Self Insurance - Claim Payments	0.0	
Self Insurance - Pharmacy Claims	0.0	
Premium Tax On Altcs	0.0	
Other Insurance-Related Charges	0.0	
Internal Service Data Processing	0.0	
Internal Service Data Proc- Pc/Lan	0.0	
External Programming-Mainframe/Legacy	31.4	
External Programming- Pc/Lan/Serv/Web	0.0	
External Data Entry	0.0	
Othr External Data Proc-Mainframe/Legacy	0.0	
Othr External Data Proc-Pc/Lan/Serv/Web	0.0	

## Program Expenditure Schedule

<b>Agency:</b>	<b>Department of Environmental Quality</b>
<b>Program:</b>	<b>Surface Water Quality Improvement Planning</b>

	FY 2022 Actual	FY 2023 Expd. Plan
Pmt for AFIS Development & Usage	0.0	
Internal Service Telecommunications	0.0	
External Telecom Long Distance-In-State	11.4	
External Telecom Long Distance-Out-State	0.0	
Other External Telecommunication Service	0.0	
Electricity	0.0	
Sanitation Waste Disposal	0.4	
Water	0.2	
Gas And Fuel Oil For Buildings	0.0	
Other Utilities	0.0	
Building Rent Charges To State Agencies	0.0	
Priv Lease To Own Bld Rent Chrgs To Agy	0.0	
Cert Of Part Bld Rent Chrgs To Agy	152.5	
Rental Of Land And Buildings	0.0	
Rental Of Computer Equipment	0.0	
Rental Of Other Machinery And Equipment	0.0	
Miscellaneous Rent	0.0	
Interest On Overdue Payments	0.0	
All Other Interest Payments	0.0	
Internal Acct/Budg/Financial Svcs	0.0	
Other Internal Services	0.0	
Repair And Maintenance - Buildings	0.0	
Repair And Maintenance - Vehicles	0.9	
Repair And Maint - Mainframe And Legacy	0.0	
Repair And Maint-Pc/Lan/Serv/Web	0.0	
Repair And Maintenance - Other Equipment	0.0	
Other Repair And Maintenance	0.0	
Software Support And Maintenance	15.7	
Uniforms	1.0	
Inmate Clothing	0.0	
Security Supplies	0.0	
Office Supplies	0.3	
Computer Supplies	0.0	
Housekeeping Supplies	0.0	
Bedding And Bath Supplies	0.0	
Drugs And Medicine Supplies	0.0	
Medical Supplies	0.0	
Dental Supplies	0.0	
Automotive And Transportation Fuels	0.0	
Automotive Lubricants And Supplies	0.0	
Rpr And Maint Supplies-Not Auto Or Build	0.0	
Repair And Maintenance Supplies-Building	0.0	
Other Operating Supplies	38.7	
Publications	0.0	
Aggregate Withheld Or Paid Commissions	0.0	
Lottery Prizes	0.0	
Lottery Distribution Costs	0.0	
Material for Further Processing	0.0	
Other Resale Supplies	0.0	
Loss On Sales Of Capital Assets	0.0	
Loss on Sales of Investments	0.0	

## Program Expenditure Schedule

<b>Agency:</b>	<b>Department of Environmental Quality</b>
<b>Program:</b>	<b>Surface Water Quality Improvement Planning</b>

	FY 2022 Actual	FY 2023 Expd. Plan
Employee Tuition Reimbursement-Graduate	0.0	
Employee Tuition Reimb Under-Grad/Other	1.1	
Conference Registration-Attendance Fees	5.9	
Other Education And Training Costs	0.6	
Advertising	0.0	
Sponsorships	0.0	
Internal Printing	0.0	
External Printing	2.5	
Photography	0.0	
Postage And Delivery	0.5	
Document shredding and Destruction Services	0.0	
Translation and Sign Language Services	0.0	
Distribution To State Universities	0.0	
Other Intrastate Distributions	0.0	
Awards	0.0	
Entertainment And Promotional Items	0.0	
Dues	9.3	
Books- Subscriptions And Publications	2.9	
Costs For Digital Image Or Microfilm	1.2	
Revolving Fund Advances	0.0	
Credit Card Fees Over Approved Limit	0.0	
Relief Bill Expenditures	0.0	
Surplus Property Distr To State Agencies	0.0	
Security Services	0.0	
Judgments - Damages	0.0	
ICA Payments to Claimants Confidential	0.0	
Jdgmnt-Confidential Restitution To Indiv	0.0	
Judgments - Non-Confidential Restitution	0.0	
Judgments - Punitive And Compensatory	0.0	
Pmts Made to Resolve/Disputes/Avoid Costs of Litigation	0.0	
Pmts For Contracted State Inmate Labor	0.0	
Payments To State Inmates	0.0	
Bad Debt Expense	0.0	
Interview Expense	0.0	
Employee Relocations-Nontaxable	0.0	
Employee Relocations-Taxable	0.0	
Non-Confidential Invest/Legal/Law Enf	0.0	
Conf/Sensitive Invest/Legal/Undercover	0.0	
Fingerprinting, Background Checks, Etc.	0.0	
Other Miscellaneous Operating	11.5	

## Program Expenditure Schedule

<b>Agency:</b>	Department of Environmental Quality		
<b>Program:</b>	Surface Water Quality Improvement Planning		
		<b>FY 2022 Actual</b>	<b>FY 2023 Expd. Plan</b>
<b>Expenditure Category Total</b>		<b>288.0</b>	<b>169.6</b>
<b>Appropriated</b>			
EV4100-A Water Quality Fee Fund (Appropriated)		0.0	85.7
EV4150-A Safe Drinking Water Program Fund (Appropriated)		0.2	0.0
		<b>0.2</b>	<b>85.7</b>
<b>Non-Appropriated</b>			
EV2000-N Federal Grants Fund (Non-Appropriated)		135.3	0.0
EV2221-N Water Quality Assurance Revolving Fund (Non-Appropriat		82.3	36.5
EV2271-N Underground Storage Tank Revolving (Non-Appropriated)		70.2	47.4
		<b>287.8</b>	<b>83.9</b>
<b>Fund Source Total</b>		<b>288.0</b>	<b>169.6</b>
Current Year Expenditures			5.0
Capital Equipment Budget And Approp		0.0	
Vehicles Capital Purchase		0.0	
Vehicles Capital Leases		0.0	
Furniture Capital Purchase		0.0	
Depreciable Works Of Art & Hist Treas/Coll Capital Purcha		0.0	
Non Depr Works Of Art & Hist Treas/Coll Cap Purchase		0.0	
Furniture Capital Leases		0.0	
Computer Equipment Capital Purchase		0.0	
Computer Equipment Capital Lease		0.0	
Telecommunication Equip-Capital Purchase		0.0	
Telecommunication Equip-Capital Lease		0.0	
Other Equipment Capital Purchase		(9.4)	
Other Equipment Capital Leases		0.0	
Purchased Or Licensed Software-Website		0.0	
Internally Generated Software-Website		0.0	
Development in Progress		0.0	
Right-Of-Way/Easement/Extraction Rights		0.0	
Oth Int Assets purchased, licensed or internally generate		0.0	
Other intangible assets acquired by capital lease		0.0	
Other Capital Asset Purchases		0.0	
Leasehold Improvement-Capital Purchase		0.0	
Other Capital Asset Leases		0.0	
Non-Capital Equip Budget And Approp		0.0	
Vehicles Non-Capital Purchase		0.0	
Vehicles Non-Capital Leases		0.0	
Furniture Non-Capital Purchase		0.0	
Works Of Art And Hist Treas-Non Capital		0.0	
Furniture Non-Capital Leases		0.0	
Computer Equipment Non-Capital Purchase		0.0	
Computer Equipment Non-Capital Lease		0.0	
Telecomm Equip Non-Capital Purchase		0.0	
Telecomm Equip Non-Capital Leases		0.0	
Other Equipment Non-Capital Purchase		8.6	
Weapons Non-Capital Purchase		0.0	
Other Equipment Non-Capital Lease		0.0	
Purchased Or Licensed Software/Website		0.0	
Internally Generated Software/Website		0.0	
LICENSES AND PERMITS		0.0	

## Program Expenditure Schedule

<b>Agency:</b>	Department of Environmental Quality
<b>Program:</b>	Surface Water Quality Improvement Planning

	FY 2022 Actual	FY 2023 Expd. Plan
Right-Of-Way/Easement/Extraction Exp	0.0	
Other Intangible Assets - Purchased, Licensed or Internall	0.0	
Noncapital Software/Web By Capital Lease	0.0	
Other Intangible Assets Acquired by Capital Lease	0.0	
Other Long Lived Tangible Assets to be Expenses	0.0	
Non-Capital Equipment Excluded from Cost Allocation	0.0	
<b>Expenditure Category Total</b>	<b>(0.8)</b>	<b>5.0</b>
<b>Appropriated</b>		
EV4100-A Water Quality Fee Fund (Appropriated)	(9.4)	5.0
	<b>(9.4)</b>	<b>5.0</b>
<b>Non-Appropriated</b>		
EV2000-N Federal Grants Fund (Non-Appropriated)	8.6	0.0
	<b>8.6</b>	<b>0.0</b>
<b>Fund Source Total</b>	<b>(0.8)</b>	<b>5.0</b>
<hr/>		
Capital Outlay	0.0	0.0
<b>Expenditure Category Total</b>	<b>0.0</b>	<b>0.0</b>
<hr/>		
Debt Service	0.0	0.0
<b>Expenditure Category Total</b>	<b>0.0</b>	<b>0.0</b>
<hr/>		
Cost Allocation	1,070.8	1,508.3
<b>Expenditure Category Total</b>	<b>1,070.8</b>	<b>1,508.3</b>
<b>Appropriated</b>		
EV2365-A Voluntary Vehicle Repair & Retrofit Program Fund (Appro	153.5	0.0
EV4100-A Water Quality Fee Fund (Appropriated)	19.6	518.1
EV4150-A Safe Drinking Water Program Fund (Appropriated)	69.2	0.0
	<b>242.3</b>	<b>518.1</b>
<b>Non-Appropriated</b>		
EV2000-N Federal Grants Fund (Non-Appropriated)	562.4	564.3
EV2221-N Water Quality Assurance Revolving Fund (Non-Appropriat	266.1	425.9
	<b>828.5</b>	<b>990.2</b>
<b>Fund Source Total</b>	<b>1,070.8</b>	<b>1,508.3</b>
<hr/>		
Transfers	0.0	0.0
<b>Expenditure Category Total</b>	<b>0.0</b>	<b>0.0</b>

<b>Employee Retirement Coverage</b>
-------------------------------------

Retirement System	FTE	Personal Services	Fund#
Arizona State Retirement System	15.1	902.3	EV2000-N
Arizona State Retirement System	9.9	715.5	EV2221-N
Arizona State Retirement System	12.1	844.5	EV4100-A
Arizona State Retirement System	1.0	0.0	EV4150-A

<b>Combined Regular &amp; Elected Positions At/Above FICA Maximum of \$147,000</b>
--

<b>Total FTE</b>	<b>Personal Services</b>	<b>FTE's not eligible for Health, Dental &amp; Life</b>
----------------------	------------------------------	---

Date Printed: 9/1/2022 6:02:35 PM

All dollars are presented in thousands (not FTE).

# Program Expenditure Schedule

<b>Agency:</b>	Department of Environmental Quality
<b>Program:</b>	Surface Water Quality Improvement Planning

	<u>FY 2022 Actual</u>	<u>FY 2023 Expd. Plan</u>
0.0      0.0      0.0		



## Program Budget Unit Summary of Expenditures and Budget Request for All Funds

<b>Agency:</b>	Department of Environmental Quality
<b>Program:</b>	Safe Drinking Water

Expenditure Categories	FY 2022 Actual	FY 2023 Expd. Plan	FY 2024 Fund. Issue	FY 2024 Total Request
0000 FTE	26.5	40.4	0.0	40.4
6000 Personal Services	1,478.5	961.8	0.0	961.8
6100 Employee Related Expenses	526.0	354.2	0.0	354.2
6200 Professional and Outside Services	1,681.4	1,027.8	0.0	1,027.8
6500 Travel In-State	4.9	0.0	0.0	0.0
6600 Travel Out of State	0.0	0.0	0.0	0.0
6700 Food	0.0	0.0	0.0	0.0
6800 Aid to Organizations and Individuals	0.0	0.0	0.0	0.0
7000 Other Operating Expenses	7.7	95.2	0.0	95.2
8000 Equipment	0.0	0.0	0.0	0.0
8100 Capital Outlay	0.0	0.0	0.0	0.0
8600 Debt Service	0.0	0.0	0.0	0.0
9000 Cost Allocation	902.0	592.1	0.0	592.1
9100 Transfers	0.0	0.0	0.0	0.0
<b>Expenditure Categories Total:</b>				
	4,600.5	3,031.1	0.0	3,031.1
<b>Fund Source</b>				
<b>Appropriated Funds</b>				
EV4100-A Water Quality Fee Fund (Appropriated)	281.5	1,818.4	0.0	1,818.4
EV4150-A Safe Drinking Water Program Fund (Appropriated)	0.0	0.0	0.0	0.0
EV9000-A Indirect Cost Recovery Fund (Appropriated)	0.0	0.0	0.0	0.0
	281.5	1,818.4	0.0	1,818.4
<b>Non-Appropriated Funds</b>				
EV2000-N Federal Grants Fund (Non-Appropriated)	298.6	328.1	0.0	328.1
EV2271-N Underground Storage Tank Revolving (Non-Appro	0.0	111.1	0.0	111.1
EV2308-N Monitoring Assistance Fund (Non-Appropriated)	514.6	773.5	0.0	773.5
EV2500-N IGA and ISA Fund (Non-Appropriated)	3,505.8	0.0	0.0	0.0
	4,319.0	1,212.7	0.0	1,212.7
<b>Fund Source Total:</b>				
	4,600.5	3,031.1	0.0	3,031.1

## Program Budget Unit Summary of Expenditures and Budget Request for Selected Funds

**Agency:** Department of Environmental Quality

FY 2022 Actual	FY 2023 Expd. Plan	FY 2024 Fund. Issue	FY 2024 Total Request
-------------------	-----------------------	------------------------	--------------------------

**Program:** Safe Drinking Water

**Fund:** EV2000-N Federal Grants Fund

**Non-Appropriated**

0000	FTE	2.5	2.4	0.0	2.4
6000	Personal Services	124.7	162.8	0.0	162.8
6100	Employee Related Expenses	34.7	63.5	0.0	63.5
6200	Professional and Outside Services	62.6	0.0	0.0	0.0
6500	Travel In-State	4.9	0.0	0.0	0.0
6600	Travel Out of State	0.0	0.0	0.0	0.0
6700	Food	0.0	0.0	0.0	0.0
6800	Aid to Organizations and Individuals	0.0	0.0	0.0	0.0
7000	Other Operating Expenses	0.0	0.0	0.0	0.0
8000	Equipment	0.0	0.0	0.0	0.0
8100	Capital Outlay	0.0	0.0	0.0	0.0
8600	Debt Service	0.0	0.0	0.0	0.0
9000	Cost Allocation	71.7	101.8	0.0	101.8
9100	Transfers	0.0	0.0	0.0	0.0
<b>Non-Appropriated Total:</b>		298.6	328.1	0.0	328.1
<b>Fund Total:</b>		298.6	328.1	0.0	328.1

**Fund:** EV2271-N Underground Storage Tank Revolving

**Non-Appropriated**

6000	Personal Services	0.0	0.0	0.0	0.0
6100	Employee Related Expenses	0.0	0.0	0.0	0.0
6200	Professional and Outside Services	0.0	85.0	0.0	85.0
6500	Travel In-State	0.0	0.0	0.0	0.0
6600	Travel Out of State	0.0	0.0	0.0	0.0
6700	Food	0.0	0.0	0.0	0.0
6800	Aid to Organizations and Individuals	0.0	0.0	0.0	0.0
7000	Other Operating Expenses	0.0	26.1	0.0	26.1
8000	Equipment	0.0	0.0	0.0	0.0
8100	Capital Outlay	0.0	0.0	0.0	0.0

## Program Budget Unit Summary of Expenditures and Budget Request for Selected Funds

Agency:	Department of Environmental Quality			
	FY 2022 Actual	FY 2023 Expd. Plan	FY 2024 Fund. Issue	FY 2024 Total Request
<b>Program:</b> Safe Drinking Water				
<b>Fund:</b> EV2271-N Underground Storage Tank Revolving				
<b>Non-Appropriated</b>				
8600 Debt Service	0.0	0.0	0.0	0.0
9000 Cost Allocation	0.0	0.0	0.0	0.0
9100 Transfers	0.0	0.0	0.0	0.0
<b>Non-Appropriated Total:</b>	0.0	111.1	0.0	111.1
<b>Fund Total:</b>	0.0	111.1	0.0	111.1
<b>Fund:</b> EV2308-N Monitoring Assistance Fund				
<b>Non-Appropriated</b>				
0000 FTE	0.7	0.5	0.0	0.5
6000 Personal Services	50.7	44.1	0.0	44.1
6100 Employee Related Expenses	18.9	16.6	0.0	16.6
6200 Professional and Outside Services	408.3	682.4	0.0	682.4
6500 Travel In-State	0.0	0.0	0.0	0.0
6600 Travel Out of State	0.0	0.0	0.0	0.0
6700 Food	0.0	0.0	0.0	0.0
6800 Aid to Organizations and Individuals	0.0	0.0	0.0	0.0
7000 Other Operating Expenses	5.4	3.1	0.0	3.1
8000 Equipment	0.0	0.0	0.0	0.0
8100 Capital Outlay	0.0	0.0	0.0	0.0
8600 Debt Service	0.0	0.0	0.0	0.0
9000 Cost Allocation	31.3	27.3	0.0	27.3
9100 Transfers	0.0	0.0	0.0	0.0
<b>Non-Appropriated Total:</b>	514.6	773.5	0.0	773.5
<b>Fund Total:</b>	514.6	773.5	0.0	773.5
<b>Fund:</b> EV2500-N IGA and ISA Fund				
<b>Non-Appropriated</b>				
0000 FTE	23.1	25.6	0.0	25.6
6000 Personal Services	1,292.3	0.0	0.0	0.0
6100 Employee Related Expenses	467.4	0.0	0.0	0.0

## Program Budget Unit Summary of Expenditures and Budget Request for Selected Funds

<b>Agency:</b>	Department of Environmental Quality				
	<b>FY 2022</b>	<b>FY 2023</b>	<b>FY 2024</b>	<b>FY 2024</b>	
	<b>Actual</b>	<b>Expd. Plan</b>	<b>Fund. Issue</b>	<b>Total Request</b>	
<b>Program:</b>	Safe Drinking Water				
<b>Fund:</b>	EV2500-N IGA and ISA Fund				
	<b>Non-Appropriated</b>				
6200	Professional and Outside Services	953.6	0.0	0.0	0.0
6500	Travel In-State	0.0	0.0	0.0	0.0
6600	Travel Out of State	0.0	0.0	0.0	0.0
6700	Food	0.0	0.0	0.0	0.0
6800	Aid to Organizations and Individuals	0.0	0.0	0.0	0.0
7000	Other Operating Expenses	0.6	0.0	0.0	0.0
8000	Equipment	0.0	0.0	0.0	0.0
8100	Capital Outlay	0.0	0.0	0.0	0.0
8600	Debt Service	0.0	0.0	0.0	0.0
9000	Cost Allocation	791.9	0.0	0.0	0.0
9100	Transfers	0.0	0.0	0.0	0.0
	<b>Non-Appropriated Total:</b>	3,505.8	0.0	0.0	0.0
<b>Fund Total:</b>		3,505.8	0.0	0.0	0.0
<b>Fund:</b>	EV4100-A Water Quality Fee Fund				
	<b>Appropriated</b>				
0000	FTE	0.2	11.9	0.0	11.9
6000	Personal Services	10.8	754.9	0.0	754.9
6100	Employee Related Expenses	5.0	274.1	0.0	274.1
6200	Professional and Outside Services	256.9	260.4	0.0	260.4
6500	Travel In-State	0.0	0.0	0.0	0.0
6600	Travel Out of State	0.0	0.0	0.0	0.0
6700	Food	0.0	0.0	0.0	0.0
6800	Aid to Organizations and Individuals	0.0	0.0	0.0	0.0
7000	Other Operating Expenses	1.7	66.0	0.0	66.0
8000	Equipment	0.0	0.0	0.0	0.0
8100	Capital Outlay	0.0	0.0	0.0	0.0
8600	Debt Service	0.0	0.0	0.0	0.0
9000	Cost Allocation	7.1	463.0	0.0	463.0
9100	Transfers	0.0	0.0	0.0	0.0

## Program Budget Unit Summary of Expenditures and Budget Request for Selected Funds

**Agency:** Department of Environmental Quality

	FY 2022	FY 2023	FY 2024	FY 2024
	Actual	Expd. Plan	Fund. Issue	Total Request

**Program:** Safe Drinking Water

**Fund:** EV4100-A Water Quality Fee Fund

**Appropriated**

<b>Appropriated Total:</b>	281.5	1,818.4	0.0	1,818.4
----------------------------	-------	---------	-----	---------

<b>Fund Total:</b>	281.5	1,818.4	0.0	1,818.4
--------------------	-------	---------	-----	---------

**Fund:** EV4150-A Safe Drinking Water Program Fund

**Appropriated**

0000 FTE	0.0	0.0	0.0	0.0
6000 Personal Services	0.0	0.0	0.0	0.0
6100 Employee Related Expenses	0.0	0.0	0.0	0.0
6200 Professional and Outside Services	0.0	0.0	0.0	0.0
6500 Travel In-State	0.0	0.0	0.0	0.0
6600 Travel Out of State	0.0	0.0	0.0	0.0
6700 Food	0.0	0.0	0.0	0.0
6800 Aid to Organizations and Individuals	0.0	0.0	0.0	0.0
7000 Other Operating Expenses	0.0	0.0	0.0	0.0
8000 Equipment	0.0	0.0	0.0	0.0
8100 Capital Outlay	0.0	0.0	0.0	0.0
8600 Debt Service	0.0	0.0	0.0	0.0
9000 Cost Allocation	0.0	0.0	0.0	0.0
9100 Transfers	0.0	0.0	0.0	0.0

<b>Appropriated Total:</b>	0.0	0.0	0.0	0.0
----------------------------	-----	-----	-----	-----

<b>Fund Total:</b>	0.0	0.0	0.0	0.0
--------------------	-----	-----	-----	-----

**Fund:** EV9000-A Indirect Cost Recovery Fund

**Appropriated**

0000 FTE	0.0	0.0	0.0	0.0
6000 Personal Services	0.0	0.0	0.0	0.0
6100 Employee Related Expenses	0.0	0.0	0.0	0.0
6200 Professional and Outside Services	0.0	0.0	0.0	0.0
6500 Travel In-State	0.0	0.0	0.0	0.0
6600 Travel Out of State	0.0	0.0	0.0	0.0

## Program Budget Unit Summary of Expenditures and Budget Request for Selected Funds

<b>Agency:</b> Department of Environmental Quality					
		<b>FY 2022</b>	<b>FY 2023</b>	<b>FY 2024</b>	<b>FY 2024</b>
		<b>Actual</b>	<b>Expd. Plan</b>	<b>Fund. Issue</b>	<b>Total Request</b>
<b>Program:</b> Safe Drinking Water					
<b>Fund:</b> EV9000-A Indirect Cost Recovery Fund					
<b>Appropriated</b>					
6700	Food	0.0	0.0	0.0	0.0
6800	Aid to Organizations and Individuals	0.0	0.0	0.0	0.0
7000	Other Operating Expenses	0.0	0.0	0.0	0.0
8000	Equipment	0.0	0.0	0.0	0.0
8100	Capital Outlay	0.0	0.0	0.0	0.0
8600	Debt Service	0.0	0.0	0.0	0.0
9000	Cost Allocation	0.0	0.0	0.0	0.0
9100	Transfers	0.0	0.0	0.0	0.0
<b>Appropriated Total:</b>		0.0	0.0	0.0	0.0
<b>Fund Total:</b>		0.0	0.0	0.0	0.0
<b>Program Total For Selected Funds:</b>		4,600.5	3,031.1	0.0	3,031.1

## Program Expenditure Schedule

Agency:	Department of Environmental Quality	
Program:	Safe Drinking Water	
	FY 2022 Actual	FY 2023 Expd. Plan
FTE	26.5	40.4
<b>Expenditure Category Total</b>	<b>26.5</b>	<b>40.4</b>
<b>Appropriated</b>		
EV4100-A Water Quality Fee Fund (Appropriated)	0.2	11.9
EV4150-A Safe Drinking Water Program Fund (Appropriated)	0.0	0.0
EV9000-A Indirect Cost Recovery Fund (Appropriated)	0.0	0.0
	<b>0.2</b>	<b>11.9</b>
<b>Non-Appropriated</b>		
EV2000-N Federal Grants Fund (Non-Appropriated)	2.5	2.4
EV2308-N Monitoring Assistance Fund (Non-Appropriated)	0.7	0.5
EV2500-N IGA and ISA Fund (Non-Appropriated)	23.1	25.6
	<b>26.3</b>	<b>28.5</b>
<b>Fund Source Total</b>	<b>26.5</b>	<b>40.4</b>
<hr/>		
Personal Services	1,478.5	961.8
Boards and Commissions	0.0	0.0
<b>Expenditure Category Total</b>	<b>1,478.5</b>	<b>961.8</b>
<b>Appropriated</b>		
EV4100-A Water Quality Fee Fund (Appropriated)	10.8	754.9
EV4150-A Safe Drinking Water Program Fund (Appropriated)	0.0	0.0
	<b>10.8</b>	<b>754.9</b>
<b>Non-Appropriated</b>		
EV2000-N Federal Grants Fund (Non-Appropriated)	124.7	162.8
EV2308-N Monitoring Assistance Fund (Non-Appropriated)	50.7	44.1
EV2500-N IGA and ISA Fund (Non-Appropriated)	1,292.3	0.0
	<b>1,467.7</b>	<b>206.9</b>
<b>Fund Source Total</b>	<b>1,478.5</b>	<b>961.8</b>
<hr/>		
Employee Related Expenses	526.0	354.2
<b>Expenditure Category Total</b>	<b>526.0</b>	<b>354.2</b>
<b>Appropriated</b>		
EV4100-A Water Quality Fee Fund (Appropriated)	5.0	274.1
EV4150-A Safe Drinking Water Program Fund (Appropriated)	0.0	0.0
	<b>5.0</b>	<b>274.1</b>
<b>Non-Appropriated</b>		
EV2000-N Federal Grants Fund (Non-Appropriated)	34.7	63.5
EV2308-N Monitoring Assistance Fund (Non-Appropriated)	18.9	16.6
EV2500-N IGA and ISA Fund (Non-Appropriated)	467.4	0.0
	<b>521.0</b>	<b>80.1</b>
<b>Fund Source Total</b>	<b>526.0</b>	<b>354.2</b>
<hr/>		
Professional and Outside Services		1,027.8
External Prof/Outside Serv Budg And Appn	0.0	
External Investment Services	0.0	
Other External Financial Services	0.0	
Attorney General Legal Services	53.1	
External Legal Services	0.0	
External Engineer/Architect Cost - Exp	0.0	
External Engineer/Architect Cost- Cap	0.0	
Other Design	0.0	

## Program Expenditure Schedule

<b>Agency:</b>	<b>Department of Environmental Quality</b>
<b>Program:</b>	<b>Safe Drinking Water</b>

	FY 2022 Actual	FY 2023 Expd. Plan
Temporary Agency Services	225.1	
Hospital Services	0.0	
Other Medical Services	0.0	
Institutional Care	0.0	
Education And Training	5.3	
Vendor Travel	0.0	
Professional & Outside Services Excluded from Cost Alloca	0.0	
Vendor Travel - Non Reportable	0.0	
External Telecom Consulting Services	0.0	
Costs related to those in custody of the State	0.0	
Non - Confidential Specialist Fees	0.0	
Confidential Specialist Fees	0.0	
Outside Actuarial Costs	0.0	
Other Professional And Outside Services	1,397.9	
<b>Expenditure Category Total</b>	<b>1,681.4</b>	<b>1,027.8</b>
<b>Appropriated</b>		
EV4100-A Water Quality Fee Fund (Appropriated)	256.9	260.4
EV4150-A Safe Drinking Water Program Fund (Appropriated)	0.0	0.0
	<b>256.9</b>	<b>260.4</b>
<b>Non-Appropriated</b>		
EV2000-N Federal Grants Fund (Non-Appropriated)	62.6	0.0
EV2271-N Underground Storage Tank Revolving (Non-Appropriated)	0.0	85.0
EV2308-N Monitoring Assistance Fund (Non-Appropriated)	408.3	682.4
EV2500-N IGA and ISA Fund (Non-Appropriated)	953.6	0.0
	<b>1,424.5</b>	<b>767.4</b>
<b>Fund Source Total</b>	<b>1,681.4</b>	<b>1,027.8</b>
<hr/>		
Travel In-State	4.9	0.0
<b>Expenditure Category Total</b>	<b>4.9</b>	<b>0.0</b>
<b>Appropriated</b>		
EV4150-A Safe Drinking Water Program Fund (Appropriated)	0.0	0.0
	<b>0.0</b>	<b>0.0</b>
<b>Non-Appropriated</b>		
EV2000-N Federal Grants Fund (Non-Appropriated)	4.9	0.0
	<b>4.9</b>	<b>0.0</b>
<b>Fund Source Total</b>	<b>4.9</b>	<b>0.0</b>
<hr/>		
Travel Out of State	0.0	0.0
<b>Expenditure Category Total</b>	<b>0.0</b>	<b>0.0</b>
<b>Appropriated</b>		
EV4150-A Safe Drinking Water Program Fund (Appropriated)	0.0	0.0
	<b>0.0</b>	<b>0.0</b>
<b>Fund Source Total</b>	<b>0.0</b>	<b>0.0</b>
<hr/>		
Food	0.0	0.0
<b>Expenditure Category Total</b>	<b>0.0</b>	<b>0.0</b>
<hr/>		
Aid to Organizations and Individuals	0.0	0.0



## Program Expenditure Schedule

<b>Agency:</b>	<b>Department of Environmental Quality</b>
<b>Program:</b>	<b>Safe Drinking Water</b>

	FY 2022 Actual	FY 2023 Expd. Plan
<b>Expenditure Category Total</b>	<b>0.0</b>	<b>0.0</b>
<hr/>		
Other Operating Expenses		95.2
Other Operating Expenditures Budg Approp	0.0	
Other Operating Expenditures Excluded from Cost Allocati	0.0	
Risk Management Charges To State Agency	0.0	
Risk Management Deductible - Indemnity	0.0	
Risk Management Deductible - Legal	0.0	
Risk Management Deductible - Medical	0.0	
Risk Management Deductible - Other	0.0	
Gen Liab- Non Physical-Taxable- Self Ins	0.0	
Gross Proceeds Payments To Attorneys	0.0	
General Liability- Non-Taxable- Self Ins	0.0	
Medical Malpractice - Self-Insured	0.0	
Automobile Liability - Self Insured	0.0	
General Property Damage - Self- Insured	0.0	
Automobile Physical Damage-Self Insured	0.0	
Liability Insurance Premiums	0.0	
Property Insurance Premiums	0.0	
Workers Compensation Benefit Payments	0.0	
Self Insurance - Administrative Fees	0.0	
Self Insurance - Premiums	0.0	
Self Insurance - Claim Payments	0.0	
Self Insurance - Pharmacy Claims	0.0	
Premium Tax On Altcs	0.0	
Other Insurance-Related Charges	0.0	
Internal Service Data Processing	0.0	
Internal Service Data Proc- Pc/Lan	0.0	
External Programming-Mainframe/Legacy	0.0	
External Programming- Pc/Lan/Serv/Web	0.0	
External Data Entry	0.0	
Othr External Data Proc-Mainframe/Legacy	0.0	
Othr External Data Proc-Pc/Lan/Serv/Web	0.0	
Pmt for AFIS Development & Usage	0.0	
Internal Service Telecommunications	0.0	
External Telecom Long Distance-In-State	0.0	
External Telecom Long Distance-Out-State	0.0	
Other External Telecommunication Service	0.0	
Electricity	0.0	
Sanitation Waste Disposal	0.0	
Water	0.0	
Gas And Fuel Oil For Buildings	0.0	
Other Utilities	0.0	
Building Rent Charges To State Agencies	0.0	
Priv Lease To Own Bld Rent Chrgs To Agy	0.0	
Cert Of Part Bld Rent Chrgs To Agy	5.4	
Rental Of Land And Buildings	0.0	
Rental Of Computer Equipment	0.0	
Rental Of Other Machinery And Equipment	0.0	
Miscellaneous Rent	0.0	

## Program Expenditure Schedule

<b>Agency:</b>	<b>Department of Environmental Quality</b>
<b>Program:</b>	<b>Safe Drinking Water</b>

	FY 2022 Actual	FY 2023 Expd. Plan
Interest On Overdue Payments	0.0	
All Other Interest Payments	0.0	
Internal Acct/Budg/Financial Svcs	0.0	
Other Internal Services	0.0	
Repair And Maintenance - Buildings	0.0	
Repair And Maintenance - Vehicles	0.0	
Repair And Maint - Mainframe And Legacy	0.0	
Repair And Maint-Pc/Lan/Serv/Web	0.0	
Repair And Maintenance - Other Equipment	0.0	
Other Repair And Maintenance	0.0	
Software Support And Maintenance	0.0	
Uniforms	0.0	
Inmate Clothing	0.0	
Security Supplies	0.0	
Office Supplies	0.0	
Computer Supplies	0.0	
Housekeeping Supplies	0.0	
Bedding And Bath Supplies	0.0	
Drugs And Medicine Supplies	0.0	
Medical Supplies	0.0	
Dental Supplies	0.0	
Automotive And Transportation Fuels	0.0	
Automotive Lubricants And Supplies	0.0	
Rpr And Maint Supplies-Not Auto Or Build	0.0	
Repair And Maintenance Supplies-Building	0.0	
Other Operating Supplies	0.0	
Publications	0.0	
Aggregate Withheld Or Paid Commissions	0.0	
Lottery Prizes	0.0	
Lottery Distribution Costs	0.0	
Material for Further Processing	0.0	
Other Resale Supplies	0.0	
Loss On Sales Of Capital Assets	0.0	
Loss on Sales of Investments	0.0	
Employee Tuition Reimbursement-Graduate	0.0	
Employee Tuition Reimb Under-Grad/Other	0.0	
Conference Registration-Attendance Fees	0.0	
Other Education And Training Costs	0.0	
Advertising	0.0	
Sponsorships	0.0	
Internal Printing	0.0	
External Printing	0.0	
Photography	0.0	
Postage And Delivery	0.0	
Document shredding and Destruction Services	0.0	
Translation and Sign Language Services	0.0	
Distribution To State Universities	0.0	
Other Intrastate Distributions	0.0	
Awards	0.0	
Entertainment And Promotional Items	0.0	
Dues	2.3	

## Program Expenditure Schedule

<b>Agency:</b>	<b>Department of Environmental Quality</b>
<b>Program:</b>	<b>Safe Drinking Water</b>

	FY 2022 Actual	FY 2023 Expd. Plan
Books- Subscriptions And Publications	0.0	
Costs For Digital Image Or Microfilm	0.0	
Revolving Fund Advances	0.0	
Credit Card Fees Over Approved Limit	0.0	
Relief Bill Expenditures	0.0	
Surplus Property Distr To State Agencies	0.0	
Security Services	0.0	
Judgments - Damages	0.0	
ICA Payments to Claimants Confidential	0.0	
Jdgmnt-Confidential Restitution To Indiv	0.0	
Judgments - Non-Confidential Restitution	0.0	
Judgments - Punitive And Compensatory	0.0	
Pmts Made to Resolve/Disputes/Avoid Costs of Litigation	0.0	
Pmts For Contracted State Inmate Labor	0.0	
Payments To State Inmates	0.0	
Bad Debt Expense	0.0	
Interview Expense	0.0	
Employee Relocations-Nontaxable	0.0	
Employee Relocations-Taxable	0.0	
Non-Confidential Invest/Legal/Law Enf	0.0	
Conf/Sensitive Invest/Legal/Undercover	0.0	
Fingerprinting, Background Checks, Etc.	0.0	
Other Miscellaneous Operating	0.0	
<b>Expenditure Category Total</b>	<b>7.7</b>	<b>95.2</b>
<b>Appropriated</b>		
EV4100-A Water Quality Fee Fund (Appropriated)	1.7	66.0
EV4150-A Safe Drinking Water Program Fund (Appropriated)	0.0	0.0
	<b>1.7</b>	<b>66.0</b>
<b>Non-Appropriated</b>		
EV2271-N Underground Storage Tank Revolving (Non-Appropriated)	0.0	26.1
EV2308-N Monitoring Assistance Fund (Non-Appropriated)	5.4	3.1
EV2500-N IGA and ISA Fund (Non-Appropriated)	0.6	0.0
	<b>6.0</b>	<b>29.2</b>
<b>Fund Source Total</b>	<b>7.7</b>	<b>95.2</b>
<hr/>		
Current Year Expenditures		0.0
Capital Equipment Budget And Approp	0.0	
Vehicles Capital Purchase	0.0	
Vehicles Capital Leases	0.0	
Furniture Capital Purchase	0.0	
Depreciable Works Of Art & Hist Treas/Coll Capital Purcha	0.0	
Non Depr Works Of Art & Hist Treas/Coll Cap Purchase	0.0	
Furniture Capital Leases	0.0	
Computer Equipment Capital Purchase	0.0	
Computer Equipment Capital Lease	0.0	
Telecommunication Equip-Capital Purchase	0.0	
Telecommunication Equip-Capital Lease	0.0	
Other Equipment Capital Purchase	0.0	
Other Equipment Capital Leases	0.0	
Purchased Or Licensed Software-Website	0.0	
Internally Generated Software-Website	0.0	

## Program Expenditure Schedule

<b>Agency:</b>	<b>Department of Environmental Quality</b>
<b>Program:</b>	<b>Safe Drinking Water</b>

	FY 2022 Actual	FY 2023 Expd. Plan
Development in Progress	0.0	
Right-Of-Way/Easement/Extraction Rights	0.0	
Oth Int Assets purchased, licensed or internally generate	0.0	
Other intangible assets acquired by capital lease	0.0	
Other Capital Asset Purchases	0.0	
Leasehold Improvement-Capital Purchase	0.0	
Other Capital Asset Leases	0.0	
Non-Capital Equip Budget And Approp	0.0	
Vehicles Non-Capital Purchase	0.0	
Vehicles Non-Capital Leases	0.0	
Furniture Non-Capital Purchase	0.0	
Works Of Art And Hist Treas-Non Capital	0.0	
Furniture Non-Capital Leases	0.0	
Computer Equipment Non-Capital Purchase	0.0	
Computer Equipment Non-Capital Lease	0.0	
Telecomm Equip Non-Capital Purchase	0.0	
Telecomm Equip Non-Capital Leases	0.0	
Other Equipment Non-Capital Purchase	0.0	
Weapons Non-Capital Purchase	0.0	
Other Equipment Non-Capital Lease	0.0	
Purchased Or Licensed Software/Website	0.0	
Internally Generated Software/Website	0.0	
LICENSES AND PERMITS	0.0	
Right-Of-Way/Easement/Extraction Exp	0.0	
Other Intangible Assets - Purchased, Licensed or Internall	0.0	
Noncapital Software/Web By Capital Lease	0.0	
Other Intangible Assets Acquired by Capital Lease	0.0	
Other Long Lived Tangible Assets to be Expenses	0.0	
Non-Capital Equipment Excluded from Cost Allocation	0.0	
<b>Expenditure Category Total</b>	<b>0.0</b>	<b>0.0</b>
<hr/>		
Capital Outlay	0.0	0.0
<b>Expenditure Category Total</b>	<b>0.0</b>	<b>0.0</b>
<hr/>		
Debt Service	0.0	0.0
<b>Expenditure Category Total</b>	<b>0.0</b>	<b>0.0</b>
<hr/>		
Cost Allocation	902.0	592.1

## Program Expenditure Schedule

<b>Agency:</b>	Department of Environmental Quality
<b>Program:</b>	Safe Drinking Water

	FY 2022 Actual	FY 2023 Expd. Plan
<b>Expenditure Category Total</b>	<b>902.0</b>	<b>592.1</b>
<b>Appropriated</b>		
EV4100-A Water Quality Fee Fund (Appropriated)	7.1	463.0
EV4150-A Safe Drinking Water Program Fund (Appropriated)	0.0	0.0
	<b>7.1</b>	<b>463.0</b>
<b>Non-Appropriated</b>		
EV2000-N Federal Grants Fund (Non-Appropriated)	71.7	101.8
EV2308-N Monitoring Assistance Fund (Non-Appropriated)	31.3	27.3
EV2500-N IGA and ISA Fund (Non-Appropriated)	791.9	0.0
	<b>894.9</b>	<b>129.1</b>
<b>Fund Source Total</b>	<b>902.0</b>	<b>592.1</b>

Transfers	0.0	0.0
<b>Expenditure Category Total</b>	<b>0.0</b>	<b>0.0</b>
<b>Appropriated</b>		
EV4150-A Safe Drinking Water Program Fund (Appropriated)	0.0	0.0
	<b>0.0</b>	<b>0.0</b>
<b>Fund Source Total</b>	<b>0.0</b>	<b>0.0</b>

<b>Employee Retirement Coverage</b>			
Retirement System	FTE	Personal Services	Fund#
Arizona State Retirement System	2.4	162.8	EV2000-N
Arizona State Retirement System	0.5	44.1	EV2308-N
Arizona State Retirement System	25.6	0.0	EV2500-N
Arizona State Retirement System	11.9	754.9	EV4100-A
Arizona State Retirement System	0.0	0.0	EV4150-A

## Program Budget Unit Summary of Expenditures and Budget Request for All Funds

<b>Agency:</b>	Department of Environmental Quality
<b>Program:</b>	Water Re-Use

Expenditure Categories	FY 2022 Actual	FY 2023 Expd. Plan	FY 2024 Fund. Issue	FY 2024 Total Request
0000 FTE	2.7	2.7	0.0	2.7
6000 Personal Services	213.8	237.4	0.0	237.4
6100 Employee Related Expenses	76.3	88.0	0.0	88.0
6200 Professional and Outside Services	0.0	0.0	0.0	0.0
6500 Travel In-State	0.0	0.0	0.0	0.0
6600 Travel Out of State	0.0	0.0	0.0	0.0
6700 Food	0.0	0.0	0.0	0.0
6800 Aid to Organizations and Individuals	0.0	0.0	0.0	0.0
7000 Other Operating Expenses	21.1	11.1	0.0	11.1
8000 Equipment	0.0	0.0	0.0	0.0
8100 Capital Outlay	0.0	0.0	0.0	0.0
8600 Debt Service	0.0	0.0	0.0	0.0
9000 Cost Allocation	130.5	146.4	0.0	146.4
9100 Transfers	0.0	0.0	0.0	0.0
<b>Expenditure Categories Total:</b>	441.7	482.9	0.0	482.9
<b>Fund Source</b>				
<b>Appropriated Funds</b>				
AA1000-A General Fund (Appropriated)	0.0	0.0	0.0	0.0
EV4100-A Water Quality Fee Fund (Appropriated)	420.6	471.8	0.0	471.8
	420.6	471.8	0.0	471.8
<b>Non-Appropriated Funds</b>				
EV2271-N Underground Storage Tank Revolving (Non-Appro	21.1	11.1	0.0	11.1
	21.1	11.1	0.0	11.1
<b>Fund Source Total:</b>	441.7	482.9	0.0	482.9

## Program Budget Unit Summary of Expenditures and Budget Request for Selected Funds

**Agency:** Department of Environmental Quality

FY 2022 Actual	FY 2023 Expd. Plan	FY 2024 Fund. Issue	FY 2024 Total Request
-------------------	-----------------------	------------------------	--------------------------

**Program:** Water Re-Use

**Fund:** AA1000-A General Fund

**Appropriated**

0000 FTE	0.0	0.0	0.0	0.0
6000 Personal Services	0.0	0.0	0.0	0.0
6100 Employee Related Expenses	0.0	0.0	0.0	0.0
6200 Professional and Outside Services	0.0	0.0	0.0	0.0
6500 Travel In-State	0.0	0.0	0.0	0.0
6600 Travel Out of State	0.0	0.0	0.0	0.0
6700 Food	0.0	0.0	0.0	0.0
6800 Aid to Organizations and Individuals	0.0	0.0	0.0	0.0
7000 Other Operating Expenses	0.0	0.0	0.0	0.0
8000 Equipment	0.0	0.0	0.0	0.0
8100 Capital Outlay	0.0	0.0	0.0	0.0
8600 Debt Service	0.0	0.0	0.0	0.0
9000 Cost Allocation	0.0	0.0	0.0	0.0
9100 Transfers	0.0	0.0	0.0	0.0
<b>Appropriated Total:</b>	0.0	0.0	0.0	0.0

**Fund Total:** 0.0 0.0 0.0 0.0

**Fund:** EV2271-N Underground Storage Tank Revolving

**Non-Appropriated**

6000 Personal Services	0.0	0.0	0.0	0.0
6100 Employee Related Expenses	0.0	0.0	0.0	0.0
6200 Professional and Outside Services	0.0	0.0	0.0	0.0
6500 Travel In-State	0.0	0.0	0.0	0.0
6600 Travel Out of State	0.0	0.0	0.0	0.0
6700 Food	0.0	0.0	0.0	0.0
6800 Aid to Organizations and Individuals	0.0	0.0	0.0	0.0
7000 Other Operating Expenses	21.1	11.1	0.0	11.1
8000 Equipment	0.0	0.0	0.0	0.0
8100 Capital Outlay	0.0	0.0	0.0	0.0

## Program Budget Unit Summary of Expenditures and Budget Request for Selected Funds

<b>Agency:</b>	Department of Environmental Quality				
	<b>FY 2022</b>	<b>FY 2023</b>	<b>FY 2024</b>	<b>FY 2024</b>	
	<b>Actual</b>	<b>Expd. Plan</b>	<b>Fund. Issue</b>	<b>Total Request</b>	
<b>Program:</b>	Water Re-Use				
<b>Fund:</b>	EV2271-N Underground Storage Tank Revolving				
<b>Non-Appropriated</b>					
8600	Debt Service	0.0	0.0	0.0	0.0
9000	Cost Allocation	0.0	0.0	0.0	0.0
9100	Transfers	0.0	0.0	0.0	0.0
<b>Non-Appropriated Total:</b>		21.1	11.1	0.0	11.1
<b>Fund Total:</b>		21.1	11.1	0.0	11.1
<b>Fund:</b>	EV4100-A Water Quality Fee Fund				
<b>Appropriated</b>					
0000	FTE	2.7	2.7	0.0	2.7
6000	Personal Services	213.8	237.4	0.0	237.4
6100	Employee Related Expenses	76.3	88.0	0.0	88.0
6200	Professional and Outside Services	0.0	0.0	0.0	0.0
6500	Travel In-State	0.0	0.0	0.0	0.0
6600	Travel Out of State	0.0	0.0	0.0	0.0
6700	Food	0.0	0.0	0.0	0.0
6800	Aid to Organizations and Individuals	0.0	0.0	0.0	0.0
7000	Other Operating Expenses	0.0	0.0	0.0	0.0
8000	Equipment	0.0	0.0	0.0	0.0
8100	Capital Outlay	0.0	0.0	0.0	0.0
8600	Debt Service	0.0	0.0	0.0	0.0
9000	Cost Allocation	130.5	146.4	0.0	146.4
9100	Transfers	0.0	0.0	0.0	0.0
<b>Appropriated Total:</b>		420.6	471.8	0.0	471.8
<b>Fund Total:</b>		420.6	471.8	0.0	471.8
<b>Program Total For Selected Funds:</b>		441.7	482.9	0.0	482.9



## Program Expenditure Schedule

<b>Agency:</b>	<b>Department of Environmental Quality</b>
<b>Program:</b>	<b>Water Re-Use</b>

	FY 2022 Actual	FY 2023 Expd. Plan
FTE	2.7	2.7
<b>Expenditure Category Total</b>	<b>2.7</b>	<b>2.7</b>
<b>Appropriated</b>		
AA1000-A General Fund (Appropriated)	0.0	0.0
EV4100-A Water Quality Fee Fund (Appropriated)	2.7	2.7
<b>Fund Source Total</b>	<b>2.7</b>	<b>2.7</b>
<hr/>		
Personal Services	213.8	237.4
Boards and Commissions	0.0	0.0
<b>Expenditure Category Total</b>	<b>213.8</b>	<b>237.4</b>
<b>Appropriated</b>		
AA1000-A General Fund (Appropriated)	0.0	0.0
EV4100-A Water Quality Fee Fund (Appropriated)	213.8	237.4
<b>Fund Source Total</b>	<b>213.8</b>	<b>237.4</b>
<hr/>		
Employee Related Expenses	76.3	88.0
<b>Expenditure Category Total</b>	<b>76.3</b>	<b>88.0</b>
<b>Appropriated</b>		
AA1000-A General Fund (Appropriated)	0.0	0.0
EV4100-A Water Quality Fee Fund (Appropriated)	76.3	88.0
<b>Fund Source Total</b>	<b>76.3</b>	<b>88.0</b>
<hr/>		
Professional and Outside Services		0.0
External Prof/Outside Serv Budg And Appn	0.0	
External Investment Services	0.0	
Other External Financial Services	0.0	
Attorney General Legal Services	0.0	
External Legal Services	0.0	
External Engineer/Architect Cost - Exp	0.0	
External Engineer/Architect Cost- Cap	0.0	
Other Design	0.0	
Temporary Agency Services	0.0	
Hospital Services	0.0	
Other Medical Services	0.0	
Institutional Care	0.0	
Education And Training	0.0	
Vendor Travel	0.0	
Professional & Outside Services Excluded from Cost Alloca	0.0	
Vendor Travel - Non Reportable	0.0	
External Telecom Consulting Services	0.0	
Costs related to those in custody of the State	0.0	
Non - Confidential Specialist Fees	0.0	
Confidential Specialist Fees	0.0	
Outside Actuarial Costs	0.0	
Other Professional And Outside Services	0.0	

## Program Expenditure Schedule

Agency:	Department of Environmental Quality	
Program:	Water Re-Use	
	FY 2022 Actual	FY 2023 Expd. Plan
<b>Expenditure Category Total</b>	<b>0.0</b>	<b>0.0</b>
<b>Appropriated</b>		
AA1000-A General Fund (Appropriated)	0.0	0.0
<b>Fund Source Total</b>	<b>0.0</b>	<b>0.0</b>
<hr/>		
Travel In-State	0.0	0.0
<b>Expenditure Category Total</b>	<b>0.0</b>	<b>0.0</b>
<hr/>		
Travel Out of State	0.0	0.0
<b>Expenditure Category Total</b>	<b>0.0</b>	<b>0.0</b>
<hr/>		
Food	0.0	0.0
<b>Expenditure Category Total</b>	<b>0.0</b>	<b>0.0</b>
<hr/>		
Aid to Organizations and Individuals	0.0	0.0
<b>Expenditure Category Total</b>	<b>0.0</b>	<b>0.0</b>
<hr/>		
Other Operating Expenses		11.1
Other Operating Expenditures Budg Approp	0.0	
Other Operating Expenditures Excluded from Cost Allocati	0.0	
Risk Management Charges To State Agency	0.0	
Risk Management Deductible - Indemnity	0.0	
Risk Management Deductible - Legal	0.0	
Risk Management Deductible - Medical	0.0	
Risk Management Deductible - Other	0.0	
Gen Liab- Non Physical-Taxable- Self Ins	0.0	
Gross Proceeds Payments To Attorneys	0.0	
General Liability- Non-Taxable- Self Ins	0.0	
Medical Malpractice - Self-Insured	0.0	
Automobile Liability - Self Insured	0.0	
General Property Damage - Self- Insured	0.0	
Automobile Physical Damage-Self Insured	0.0	
Liability Insurance Premiums	0.0	
Property Insurance Premiums	0.0	
Workers Compensation Benefit Payments	0.0	
Self Insurance - Administrative Fees	0.0	
Self Insurance - Premiums	0.0	
Self Insurance - Claim Payments	0.0	
Self Insurance - Pharmacy Claims	0.0	
Premium Tax On Altcs	0.0	
Other Insurance-Related Charges	0.0	
Internal Service Data Processing	0.0	
Internal Service Data Proc- Pc/Lan	0.0	
External Programming-Mainframe/Legacy	0.0	
External Programming- Pc/Lan/Serv/Web	0.0	
External Data Entry	0.0	
Othr External Data Proc-Mainframe/Legacy	0.0	
Othr External Data Proc-Pc/Lan/Serv/Web	0.0	

## Program Expenditure Schedule

<b>Agency:</b>	<b>Department of Environmental Quality</b>
<b>Program:</b>	<b>Water Re-Use</b>

	FY 2022 Actual	FY 2023 Expd. Plan
Pmt for AFIS Development & Usage	0.0	
Internal Service Telecommunications	0.0	
External Telecom Long Distance-In-State	0.0	
External Telecom Long Distance-Out-State	0.0	
Other External Telecommunication Service	0.0	
Electricity	0.0	
Sanitation Waste Disposal	0.0	
Water	0.0	
Gas And Fuel Oil For Buildings	0.0	
Other Utilities	0.0	
Building Rent Charges To State Agencies	0.0	
Priv Lease To Own Bld Rent Chrgs To Agy	0.0	
Cert Of Part Bld Rent Chrgs To Agy	21.1	
Rental Of Land And Buildings	0.0	
Rental Of Computer Equipment	0.0	
Rental Of Other Machinery And Equipment	0.0	
Miscellaneous Rent	0.0	
Interest On Overdue Payments	0.0	
All Other Interest Payments	0.0	
Internal Acct/Budg/Financial Svcs	0.0	
Other Internal Services	0.0	
Repair And Maintenance - Buildings	0.0	
Repair And Maintenance - Vehicles	0.0	
Repair And Maint - Mainframe And Legacy	0.0	
Repair And Maint-Pc/Lan/Serv/Web	0.0	
Repair And Maintenance - Other Equipment	0.0	
Other Repair And Maintenance	0.0	
Software Support And Maintenance	0.0	
Uniforms	0.0	
Inmate Clothing	0.0	
Security Supplies	0.0	
Office Supplies	0.0	
Computer Supplies	0.0	
Housekeeping Supplies	0.0	
Bedding And Bath Supplies	0.0	
Drugs And Medicine Supplies	0.0	
Medical Supplies	0.0	
Dental Supplies	0.0	
Automotive And Transportation Fuels	0.0	
Automotive Lubricants And Supplies	0.0	
Rpr And Maint Supplies-Not Auto Or Build	0.0	
Repair And Maintenance Supplies-Building	0.0	
Other Operating Supplies	0.0	
Publications	0.0	
Aggregate Withheld Or Paid Commissions	0.0	
Lottery Prizes	0.0	
Lottery Distribution Costs	0.0	
Material for Further Processing	0.0	
Other Resale Supplies	0.0	
Loss On Sales Of Capital Assets	0.0	
Loss on Sales of Investments	0.0	

## Program Expenditure Schedule

<b>Agency:</b>	<b>Department of Environmental Quality</b>
<b>Program:</b>	<b>Water Re-Use</b>

	FY 2022 Actual	FY 2023 Expd. Plan
Employee Tuition Reimbursement-Graduate	0.0	
Employee Tuition Reimb Under-Grad/Other	0.0	
Conference Registration-Attendance Fees	0.0	
Other Education And Training Costs	0.0	
Advertising	0.0	
Sponsorships	0.0	
Internal Printing	0.0	
External Printing	0.0	
Photography	0.0	
Postage And Delivery	0.0	
Document shredding and Destruction Services	0.0	
Translation and Sign Language Services	0.0	
Distribution To State Universities	0.0	
Other Intrastate Distributions	0.0	
Awards	0.0	
Entertainment And Promotional Items	0.0	
Dues	0.0	
Books- Subscriptions And Publications	0.0	
Costs For Digital Image Or Microfilm	0.0	
Revolving Fund Advances	0.0	
Credit Card Fees Over Approved Limit	0.0	
Relief Bill Expenditures	0.0	
Surplus Property Distr To State Agencies	0.0	
Security Services	0.0	
Judgments - Damages	0.0	
ICA Payments to Claimants Confidential	0.0	
Jdgmnt-Confidential Restitution To Indiv	0.0	
Judgments - Non-Confidential Restitution	0.0	
Judgments - Punitive And Compensatory	0.0	
Pmts Made to Resolve/Disputes/Avoid Costs of Litigation	0.0	
Pmts For Contracted State Inmate Labor	0.0	
Payments To State Inmates	0.0	
Bad Debt Expense	0.0	
Interview Expense	0.0	
Employee Relocations-Nontaxable	0.0	
Employee Relocations-Taxable	0.0	
Non-Confidential Invest/Legal/Law Enf	0.0	
Conf/Sensitive Invest/Legal/Undercover	0.0	
Fingerprinting, Background Checks, Etc.	0.0	
Other Miscellaneous Operating	0.0	
<b>Expenditure Category Total</b>	<b>21.1</b>	<b>11.1</b>
<b>Appropriated</b>		
AA1000-A General Fund (Appropriated)	0.0	0.0
	<b>0.0</b>	<b>0.0</b>
<b>Non-Appropriated</b>		
EV2271-N Underground Storage Tank Revolving (Non-Appropriated)	21.1	11.1
	<b>21.1</b>	<b>11.1</b>
<b>Fund Source Total</b>	<b>21.1</b>	<b>11.1</b>
<hr/>		
Current Year Expenditures		0.0
Capital Equipment Budget And Approp	0.0	

## Program Expenditure Schedule

<b>Agency:</b>	<b>Department of Environmental Quality</b>
<b>Program:</b>	<b>Water Re-Use</b>

	FY 2022 Actual	FY 2023 Expd. Plan
Vehicles Capital Purchase	0.0	
Vehicles Capital Leases	0.0	
Furniture Capital Purchase	0.0	
Depreciable Works Of Art & Hist Treas/Coll Capital Purcha	0.0	
Non Depr Works Of Art & Hist Treas/Coll Cap Purchase	0.0	
Furniture Capital Leases	0.0	
Computer Equipment Capital Purchase	0.0	
Computer Equipment Capital Lease	0.0	
Telecommunication Equip-Capital Purchase	0.0	
Telecommunication Equip-Capital Lease	0.0	
Other Equipment Capital Purchase	0.0	
Other Equipment Capital Leases	0.0	
Purchased Or Licensed Software-Website	0.0	
Internally Generated Software-Website	0.0	
Development in Progress	0.0	
Right-Of-Way/Easement/Extraction Rights	0.0	
Oth Int Assets purchased, licensed or internally generate	0.0	
Other intangible assets acquired by capital lease	0.0	
Other Capital Asset Purchases	0.0	
Leasehold Improvement-Capital Purchase	0.0	
Other Capital Asset Leases	0.0	
Non-Capital Equip Budget And Approp	0.0	
Vehicles Non-Capital Purchase	0.0	
Vehicles Non-Capital Leases	0.0	
Furniture Non-Capital Purchase	0.0	
Works Of Art And Hist Treas-Non Capital	0.0	
Furniture Non-Capital Leases	0.0	
Computer Equipment Non-Capital Purchase	0.0	
Computer Equipment Non-Capital Lease	0.0	
Telecomm Equip Non-Capital Purchase	0.0	
Telecomm Equip Non-Capital Leases	0.0	
Other Equipment Non-Capital Purchase	0.0	
Weapons Non-Capital Purchase	0.0	
Other Equipment Non-Capital Lease	0.0	
Purchased Or Licensed Software/Website	0.0	
Internally Generated Software/Website	0.0	
LICENSES AND PERMITS	0.0	
Right-Of-Way/Easement/Extraction Exp	0.0	
Other Intangible Assets - Purchased, Licensed or Internall	0.0	
Noncapital Software/Web By Capital Lease	0.0	
Other Intangible Assets Acquired by Capital Lease	0.0	
Other Long Lived Tangible Assets to be Expenses	0.0	
Non-Capital Equipment Excluded from Cost Allocation	0.0	
<b>Expenditure Category Total</b>	<b>0.0</b>	<b>0.0</b>
<hr/>		
Capital Outlay	0.0	0.0
<b>Expenditure Category Total</b>	<b>0.0</b>	<b>0.0</b>
<hr/>		
Debt Service	0.0	0.0

## Program Expenditure Schedule

<b>Agency:</b>	Department of Environmental Quality
<b>Program:</b>	Water Re-Use

	FY 2022 Actual	FY 2023 Expd. Plan
<b>Expenditure Category Total</b>	<b>0.0</b>	<b>0.0</b>
<hr/>		
Cost Allocation	130.5	146.4
<b>Expenditure Category Total</b>	<b>130.5</b>	<b>146.4</b>
<b>Appropriated</b>		
AA1000-A General Fund (Appropriated)	0.0	0.0
EV4100-A Water Quality Fee Fund (Appropriated)	130.5	146.4
<b>Fund Source Total</b>	<b>130.5</b>	<b>146.4</b>
<hr/>		
Transfers	0.0	0.0
<b>Expenditure Category Total</b>	<b>0.0</b>	<b>0.0</b>

<b>Employee Retirement Coverage</b>			
Retirement System	FTE	Personal Services	Fund#
Arizona State Retirement System	2.7	237.4	EV4100-A
Arizona State Retirement System	0.0	0.0	AA1000-A

## Program Budget Unit Summary of Expenditures and Budget Request for All Funds

<b>Agency:</b>	Department of Environmental Quality
<b>Program:</b>	SLI Safe Drinking Water

<b>Expenditure Categories</b>	<b>FY 2022 Actual</b>	<b>FY 2023 Expd. Plan</b>	<b>FY 2024 Fund. Issue</b>	<b>FY 2024 Total Request</b>
0000 FTE	11.4	5.9	1.0	6.9
6000 Personal Services	586.7	429.0	71.6	500.6
6100 Employee Related Expenses	221.8	160.9	28.0	188.9
6200 Professional and Outside Services	106.1	162.5	0.0	162.5
6500 Travel In-State	18.9	32.0	0.0	32.0
6600 Travel Out of State	0.0	3.0	0.0	3.0
6700 Food	0.0	0.0	0.0	0.0
6800 Aid to Organizations and Individuals	0.0	0.0	0.0	0.0
7000 Other Operating Expenses	100.6	22.6	0.0	22.6
8000 Equipment	0.0	0.0	0.0	0.0
8100 Capital Outlay	0.0	0.0	0.0	0.0
8600 Debt Service	0.0	0.0	0.0	0.0
9000 Cost Allocation	363.9	265.6	44.7	310.3
9100 Transfers	0.2	0.0	0.0	0.0
<b>Expenditure Categories Total:</b>	1,398.2	1,075.6	144.3	1,219.9
<b>Fund Source</b>				
<b>Appropriated Funds</b>				
EV4150-A Safe Drinking Water Program Fund (Appropriated)	1,398.2	1,075.6	144.3	1,219.9
	1,398.2	1,075.6	144.3	1,219.9
<b>Fund Source Total:</b>	1,398.2	1,075.6	144.3	1,219.9

## Program Budget Unit Summary of Expenditures and Budget Request for Selected Funds

<b>Agency:</b>	Department of Environmental Quality				
	<b>FY 2022</b>	<b>FY 2023</b>	<b>FY 2024</b>	<b>FY 2024</b>	
	<b>Actual</b>	<b>Expd. Plan</b>	<b>Fund. Issue</b>	<b>Total Request</b>	
<b>Program:</b>	SLI Safe Drinking Water				
<b>Fund:</b>	EV4150-A Safe Drinking Water Program Fund				
	<b>Appropriated</b>				
0000	FTE	11.4	5.9	1.0	6.9
6000	Personal Services	586.7	429.0	71.6	500.6
6100	Employee Related Expenses	221.8	160.9	28.0	188.9
6200	Professional and Outside Services	106.1	162.5	0.0	162.5
6500	Travel In-State	18.9	32.0	0.0	32.0
6600	Travel Out of State	0.0	3.0	0.0	3.0
6700	Food	0.0	0.0	0.0	0.0
6800	Aid to Organizations and Individuals	0.0	0.0	0.0	0.0
7000	Other Operating Expenses	100.6	22.6	0.0	22.6
8000	Equipment	0.0	0.0	0.0	0.0
8100	Capital Outlay	0.0	0.0	0.0	0.0
8600	Debt Service	0.0	0.0	0.0	0.0
9000	Cost Allocation	363.9	265.6	44.7	310.3
9100	Transfers	0.2	0.0	0.0	0.0
	<b>Appropriated Total:</b>	1,398.2	1,075.6	144.3	1,219.9
	<b>Fund Total:</b>	1,398.2	1,075.6	144.3	1,219.9
	<b>Program Total For Selected Funds:</b>	1,398.2	1,075.6	144.3	1,219.9



## Program Expenditure Schedule

Agency:	Department of Environmental Quality	
Program:	SLI Safe Drinking Water	
	FY 2022 Actual	FY 2023 Expd. Plan
FTE	11.4	5.9
<b>Expenditure Category Total</b>	<b>11.4</b>	<b>5.9</b>
<b>Appropriated</b>		
EV4150-A Safe Drinking Water Program Fund (Appropriated)	11.4	5.9
<b>Fund Source Total</b>	<b>11.4</b>	<b>5.9</b>
<hr/>		
Personal Services	586.7	429.0
Boards and Commissions	0.0	0.0
<b>Expenditure Category Total</b>	<b>586.7</b>	<b>429.0</b>
<b>Appropriated</b>		
EV4150-A Safe Drinking Water Program Fund (Appropriated)	586.7	429.0
<b>Fund Source Total</b>	<b>586.7</b>	<b>429.0</b>
<hr/>		
Employee Related Expenses	221.8	160.9
<b>Expenditure Category Total</b>	<b>221.8</b>	<b>160.9</b>
<b>Appropriated</b>		
EV4150-A Safe Drinking Water Program Fund (Appropriated)	221.8	160.9
<b>Fund Source Total</b>	<b>221.8</b>	<b>160.9</b>
<hr/>		
Professional and Outside Services		162.5
External Prof/Outside Serv Budg And Appn	0.0	
External Investment Services	0.0	
Other External Financial Services	0.0	
Attorney General Legal Services	13.4	
External Legal Services	0.0	
External Engineer/Architect Cost - Exp	0.0	
External Engineer/Architect Cost- Cap	0.0	
Other Design	0.0	
Temporary Agency Services	17.8	
Hospital Services	0.0	
Other Medical Services	0.0	
Institutional Care	0.0	
Education And Training	0.0	
Vendor Travel	0.0	
Professional & Outside Services Excluded from Cost Alloca	0.0	
Vendor Travel - Non Reportable	0.0	
External Telecom Consulting Services	0.0	
Costs related to those in custody of the State	0.0	
Non - Confidential Specialist Fees	0.0	
Confidential Specialist Fees	0.0	
Outside Actuarial Costs	0.0	
Other Professional And Outside Services	74.9	

## Program Expenditure Schedule

Agency:	Department of Environmental Quality	
Program:	SLI Safe Drinking Water	
	FY 2022 Actual	FY 2023 Expd. Plan
<b>Expenditure Category Total</b>	<b>106.1</b>	<b>162.5</b>
<b>Appropriated</b>		
EV4150-A Safe Drinking Water Program Fund (Appropriated)	106.1	162.5
<b>Fund Source Total</b>	<b>106.1</b>	<b>162.5</b>
<hr/>		
Travel In-State	18.9	32.0
<b>Expenditure Category Total</b>	<b>18.9</b>	<b>32.0</b>
<b>Appropriated</b>		
EV4150-A Safe Drinking Water Program Fund (Appropriated)	18.9	32.0
<b>Fund Source Total</b>	<b>18.9</b>	<b>32.0</b>
<hr/>		
Travel Out of State	0.0	3.0
<b>Expenditure Category Total</b>	<b>0.0</b>	<b>3.0</b>
<b>Appropriated</b>		
EV4150-A Safe Drinking Water Program Fund (Appropriated)	0.0	3.0
<b>Fund Source Total</b>	<b>0.0</b>	<b>3.0</b>
<hr/>		
Food	0.0	0.0
<b>Expenditure Category Total</b>	<b>0.0</b>	<b>0.0</b>
<hr/>		
Aid to Organizations and Individuals	0.0	0.0
<b>Expenditure Category Total</b>	<b>0.0</b>	<b>0.0</b>
<hr/>		
Other Operating Expenses		22.6
Other Operating Expenditures Budg Approp	0.0	
Other Operating Expenditures Excluded from Cost Allocati	0.0	
Risk Management Charges To State Agency	0.0	
Risk Management Deductible - Indemnity	0.0	
Risk Management Deductible - Legal	0.0	
Risk Management Deductible - Medical	0.0	
Risk Management Deductible - Other	0.0	
Gen Liab- Non Physical-Taxable- Self Ins	0.0	
Gross Proceeds Payments To Attorneys	0.0	
General Liability- Non-Taxable- Self Ins	0.0	
Medical Malpractice - Self-Insured	0.0	
Automobile Liability - Self Insured	0.0	
General Property Damage - Self- Insured	0.0	
Automobile Physical Damage-Self Insured	0.0	
Liability Insurance Premiums	0.0	
Property Insurance Premiums	0.0	
Workers Compensation Benefit Payments	0.0	
Self Insurance - Administrative Fees	0.0	
Self Insurance - Premiums	0.0	
Self Insurance - Claim Payments	0.0	
Self Insurance - Pharmacy Claims	0.0	
Premium Tax On Altcs	0.0	

## Program Expenditure Schedule

<b>Agency:</b>	<b>Department of Environmental Quality</b>
<b>Program:</b>	<b>SLI Safe Drinking Water</b>

	FY 2022 Actual	FY 2023 Expd. Plan
Other Insurance-Related Charges	0.0	
Internal Service Data Processing	0.0	
Internal Service Data Proc- Pc/Lan	0.0	
External Programming-Mainframe/Legacy	0.0	
External Programming- Pc/Lan/Serv/Web	0.0	
External Data Entry	0.0	
Othr External Data Proc-Mainframe/Legacy	0.0	
Othr External Data Proc-Pc/Lan/Serv/Web	0.0	
Pmt for AFIS Development & Usage	0.0	
Internal Service Telecommunications	0.0	
External Telecom Long Distance-In-State	4.4	
External Telecom Long Distance-Out-State	0.0	
Other External Telecommunication Service	0.0	
Electricity	0.0	
Sanitation Waste Disposal	0.0	
Water	0.0	
Gas And Fuel Oil For Buildings	0.0	
Other Utilities	0.0	
Building Rent Charges To State Agencies	0.0	
Priv Lease To Own Bld Rent Chrgs To Agy	0.0	
Cert Of Part Bld Rent Chrgs To Agy	79.2	
Rental Of Land And Buildings	0.0	
Rental Of Computer Equipment	0.0	
Rental Of Other Machinery And Equipment	0.0	
Miscellaneous Rent	0.0	
Interest On Overdue Payments	0.0	
All Other Interest Payments	0.0	
Internal Acct/Budg/Financial Svcs	0.0	
Other Internal Services	0.0	
Repair And Maintenance - Buildings	0.0	
Repair And Maintenance - Vehicles	0.0	
Repair And Maint - Mainframe And Legacy	0.0	
Repair And Maint-Pc/Lan/Serv/Web	0.0	
Repair And Maintenance - Other Equipment	0.0	
Other Repair And Maintenance	0.0	
Software Support And Maintenance	0.0	
Uniforms	0.5	
Inmate Clothing	0.0	
Security Supplies	0.0	
Office Supplies	0.0	
Computer Supplies	0.0	
Housekeeping Supplies	0.0	
Bedding And Bath Supplies	0.0	
Drugs And Medicine Supplies	0.0	
Medical Supplies	0.0	
Dental Supplies	0.0	
Automotive And Transportation Fuels	0.0	
Automotive Lubricants And Supplies	0.0	
Rpr And Maint Supplies-Not Auto Or Build	0.0	
Repair And Maintenance Supplies-Building	0.0	
Other Operating Supplies	0.2	

## Program Expenditure Schedule

<b>Agency:</b>	<b>Department of Environmental Quality</b>
<b>Program:</b>	<b>SLI Safe Drinking Water</b>

	FY 2022 Actual	FY 2023 Expd. Plan
Publications	0.0	
Aggregate Withheld Or Paid Commissions	0.0	
Lottery Prizes	0.0	
Lottery Distribution Costs	0.0	
Material for Further Processing	0.0	
Other Resale Supplies	0.0	
Loss On Sales Of Capital Assets	0.0	
Loss on Sales of Investments	0.0	
Employee Tuition Reimbursement-Graduate	0.0	
Employee Tuition Reimb Under-Grad/Other	0.0	
Conference Registration-Attendance Fees	1.6	
Other Education And Training Costs	0.0	
Advertising	0.0	
Sponsorships	0.0	
Internal Printing	0.0	
External Printing	1.5	
Photography	0.0	
Postage And Delivery	0.2	
Document shredding and Destruction Services	0.0	
Translation and Sign Language Services	0.0	
Distribution To State Universities	0.0	
Other Intrastate Distributions	0.0	
Awards	0.0	
Entertainment And Promotional Items	0.0	
Dues	12.6	
Books- Subscriptions And Publications	0.3	
Costs For Digital Image Or Microfilm	0.0	
Revolving Fund Advances	0.0	
Credit Card Fees Over Approved Limit	0.0	
Relief Bill Expenditures	0.0	
Surplus Property Distr To State Agencies	0.0	
Security Services	0.0	
Judgments - Damages	0.0	
ICA Payments to Claimants Confidential	0.0	
Jdgmnt-Confidential Restitution To Indiv	0.0	
Judgments - Non-Confidential Restitution	0.0	
Judgments - Punitive And Compensatory	0.0	
Pmts Made to Resolve/Disputes/Avoid Costs of Litigation	0.0	
Pmts For Contracted State Inmate Labor	0.0	
Payments To State Inmates	0.0	
Bad Debt Expense	0.0	
Interview Expense	0.0	
Employee Relocations-Nontaxable	0.0	
Employee Relocations-Taxable	0.0	
Non-Confidential Invest/Legal/Law Enf	0.0	
Conf/Sensitive Invest/Legal/Undercover	0.0	
Fingerprinting, Background Checks, Etc.	0.0	
Other Miscellaneous Operating	0.1	

## Program Expenditure Schedule

<b>Agency:</b>	<b>Department of Environmental Quality</b>
<b>Program:</b>	<b>SLI Safe Drinking Water</b>

	<u>FY 2022 Actual</u>	<u>FY 2023 Expd. Plan</u>
<b>Expenditure Category Total</b>	<b>100.6</b>	<b>22.6</b>
<b>Appropriated</b>		
EV4150-A Safe Drinking Water Program Fund (Appropriated)	100.6	22.6
<b>Fund Source Total</b>	<b>100.6</b>	<b>22.6</b>
<hr/>		
Current Year Expenditures		0.0
Capital Equipment Budget And Approp	0.0	
Vehicles Capital Purchase	0.0	
Vehicles Capital Leases	0.0	
Furniture Capital Purchase	0.0	
Depreciable Works Of Art & Hist Treas/Coll Capital Purcha	0.0	
Non Depr Works Of Art & Hist Treas/Coll Cap Purchase	0.0	
Furniture Capital Leases	0.0	
Computer Equipment Capital Purchase	0.0	
Computer Equipment Capital Lease	0.0	
Telecommunication Equip-Capital Purchase	0.0	
Telecommunication Equip-Capital Lease	0.0	
Other Equipment Capital Purchase	0.0	
Other Equipment Capital Leases	0.0	
Purchased Or Licensed Software-Website	0.0	
Internally Generated Software-Website	0.0	
Development in Progress	0.0	
Right-Of-Way/Easement/Extraction Rights	0.0	
Oth Int Assets purchased, licensed or internally generate	0.0	
Other intangible assets acquired by capital lease	0.0	
Other Capital Asset Purchases	0.0	
Leasehold Improvement-Capital Purchase	0.0	
Other Capital Asset Leases	0.0	
Non-Capital Equip Budget And Approp	0.0	
Vehicles Non-Capital Purchase	0.0	
Vehicles Non-Capital Leases	0.0	
Furniture Non-Capital Purchase	0.0	
Works Of Art And Hist Treas-Non Capital	0.0	
Furniture Non-Capital Leases	0.0	
Computer Equipment Non-Capital Purchase	0.0	
Computer Equipment Non-Capital Lease	0.0	
Telecomm Equip Non-Capital Purchase	0.0	
Telecomm Equip Non-Capital Leases	0.0	
Other Equipment Non-Capital Purchase	0.0	
Weapons Non-Capital Purchase	0.0	
Other Equipment Non-Capital Lease	0.0	
Purchased Or Licensed Software/Website	0.0	
Internally Generated Software/Website	0.0	
LICENSES AND PERMITS	0.0	
Right-Of-Way/Easement/Extraction Exp	0.0	
Other Intangible Assets - Purchased, Licensed or Internall	0.0	
Noncapital Software/Web By Capital Lease	0.0	
Other Intangible Assets Acquired by Capital Lease	0.0	
Other Long Lived Tangible Assets to be Expenses	0.0	
Non-Capital Equipment Excluded from Cost Allocation	0.0	

## Program Expenditure Schedule

<b>Agency:</b>	Department of Environmental Quality
<b>Program:</b>	SLI Safe Drinking Water

	<u>FY 2022 Actual</u>	<u>FY 2023 Expd. Plan</u>
<b>Expenditure Category Total</b>	<b>0.0</b>	<b>0.0</b>
<hr/>		
Capital Outlay	0.0	0.0
<b>Expenditure Category Total</b>	<b>0.0</b>	<b>0.0</b>
<hr/>		
Debt Service	0.0	0.0
<b>Expenditure Category Total</b>	<b>0.0</b>	<b>0.0</b>
<hr/>		
Cost Allocation	363.9	265.6
<b>Expenditure Category Total</b>	<b>363.9</b>	<b>265.6</b>
<b>Appropriated</b>		
EV4150-A Safe Drinking Water Program Fund (Appropriated)	363.9	265.6
<b>Fund Source Total</b>	<b>363.9</b>	<b>265.6</b>
<hr/>		
Transfers	0.2	0.0
<b>Expenditure Category Total</b>	<b>0.2</b>	<b>0.0</b>
<b>Appropriated</b>		
EV4150-A Safe Drinking Water Program Fund (Appropriated)	0.2	0.0
<b>Fund Source Total</b>	<b>0.2</b>	<b>0.0</b>

<b>Employee Retirement Coverage</b>			
<b>Retirement System</b>	<b>FTE</b>	<b>Personal Services</b>	<b>Fund#</b>
Arizona State Retirement System	5.9	429.0	EV4150-A

## Program Budget Unit Summary of Expenditures and Budget Request for All Funds

<b>Agency:</b>	Department of Environmental Quality
<b>Program:</b>	SLI Direct Potable Reuse of Treated Wastewater Program

Expenditure Categories	FY 2022 Actual	FY 2023 Expd. Plan	FY 2024 Fund. Issue	FY 2024 Total Request
0000 FTE	0.0	3.9	0.0	3.9
6000 Personal Services	0.0	349.4	0.0	349.4
6100 Employee Related Expenses	0.0	129.5	0.0	129.5
6200 Professional and Outside Services	0.0	800.6	0.0	800.6
6500 Travel In-State	0.0	0.0	0.0	0.0
6600 Travel Out of State	0.0	0.0	0.0	0.0
6700 Food	0.0	0.0	0.0	0.0
6800 Aid to Organizations and Individuals	0.0	0.0	0.0	0.0
7000 Other Operating Expenses	0.0	5.0	0.0	5.0
8000 Equipment	0.0	0.0	0.0	0.0
8100 Capital Outlay	0.0	0.0	0.0	0.0
8600 Debt Service	0.0	0.0	0.0	0.0
9000 Cost Allocation	0.0	215.5	0.0	215.5
9100 Transfers	0.0	0.0	0.0	0.0
<b>Expenditure Categories Total:</b>	0.0	1,500.0	0.0	1,500.0
<b>Fund Source</b>				
<b>Appropriated Funds</b>				
AA1000-A General Fund (Appropriated)	0.0	1,500.0	0.0	1,500.0
	0.0	1,500.0	0.0	1,500.0
<b>Fund Source Total:</b>	0.0	1,500.0	0.0	1,500.0

## Program Budget Unit Summary of Expenditures and Budget Request for Selected Funds

<b>Agency:</b>	Department of Environmental Quality				
	FY 2022	FY 2023	FY 2024	FY 2024	
	Actual	Expd. Plan	Fund. Issue	Total Request	
<b>Program:</b>	SLI Direct Potable Reuse of Treated Wastewater Program				
<b>Fund:</b>	AA1000-A General Fund				
	<b>Appropriated</b>				
0000	FTE	0.0	3.9	0.0	3.9
6000	Personal Services	0.0	349.4	0.0	349.4
6100	Employee Related Expenses	0.0	129.5	0.0	129.5
6200	Professional and Outside Services	0.0	800.6	0.0	800.6
6500	Travel In-State	0.0	0.0	0.0	0.0
6600	Travel Out of State	0.0	0.0	0.0	0.0
6700	Food	0.0	0.0	0.0	0.0
6800	Aid to Organizations and Individuals	0.0	0.0	0.0	0.0
7000	Other Operating Expenses	0.0	5.0	0.0	5.0
8000	Equipment	0.0	0.0	0.0	0.0
8100	Capital Outlay	0.0	0.0	0.0	0.0
8600	Debt Service	0.0	0.0	0.0	0.0
9000	Cost Allocation	0.0	215.5	0.0	215.5
9100	Transfers	0.0	0.0	0.0	0.0
	<b>Appropriated Total:</b>	0.0	1,500.0	0.0	1,500.0
	<b>Fund Total:</b>	0.0	1,500.0	0.0	1,500.0
	<b>Program Total For Selected Funds:</b>	0.0	1,500.0	0.0	1,500.0



## Program Expenditure Schedule

Agency:	Department of Environmental Quality	
Program:	SLI Direct Potable Reuse of Treated Wastewater Program	
	FY 2022 Actual	FY 2023 Expd. Plan
FTE	0.0	3.9
<b>Expenditure Category Total</b>	<b>0.0</b>	<b>3.9</b>
<b>Appropriated</b>		
AA1000-A General Fund (Appropriated)	0.0	3.9
<b>Fund Source Total</b>	<b>0.0</b>	<b>3.9</b>
<hr/>		
Personal Services	0.0	349.4
Boards and Commissions	0.0	0.0
<b>Expenditure Category Total</b>	<b>0.0</b>	<b>349.4</b>
<b>Appropriated</b>		
AA1000-A General Fund (Appropriated)	0.0	349.4
<b>Fund Source Total</b>	<b>0.0</b>	<b>349.4</b>
<hr/>		
Employee Related Expenses	0.0	129.5
<b>Expenditure Category Total</b>	<b>0.0</b>	<b>129.5</b>
<b>Appropriated</b>		
AA1000-A General Fund (Appropriated)	0.0	129.5
<b>Fund Source Total</b>	<b>0.0</b>	<b>129.5</b>
<hr/>		
Professional and Outside Services		800.6
External Prof/Outside Serv Budg And Appn	0.0	
External Investment Services	0.0	
Other External Financial Services	0.0	
Attorney General Legal Services	0.0	
External Legal Services	0.0	
External Engineer/Architect Cost - Exp	0.0	
External Engineer/Architect Cost- Cap	0.0	
Other Design	0.0	
Temporary Agency Services	0.0	
Hospital Services	0.0	
Other Medical Services	0.0	
Institutional Care	0.0	
Education And Training	0.0	
Vendor Travel	0.0	
Professional & Outside Services Excluded from Cost Alloca	0.0	
Vendor Travel - Non Reportable	0.0	
External Telecom Consulting Services	0.0	
Costs related to those in custody of the State	0.0	
Non - Confidential Specialist Fees	0.0	
Confidential Specialist Fees	0.0	
Outside Actuarial Costs	0.0	
Other Professional And Outside Services	0.0	

## Program Expenditure Schedule

<b>Agency:</b>	<b>Department of Environmental Quality</b>
<b>Program:</b>	<b>SLI Direct Potable Reuse of Treated Wastewater Program</b>

	FY 2022 Actual	FY 2023 Expd. Plan
<b>Expenditure Category Total</b>	<b>0.0</b>	<b>800.6</b>
<b>Appropriated</b>		
AA1000-A General Fund (Appropriated)	0.0	800.6
<b>Fund Source Total</b>	<b>0.0</b>	<b>800.6</b>
<hr/>		
Travel In-State	0.0	0.0
<b>Expenditure Category Total</b>	<b>0.0</b>	<b>0.0</b>
<hr/>		
Travel Out of State	0.0	0.0
<b>Expenditure Category Total</b>	<b>0.0</b>	<b>0.0</b>
<hr/>		
Food	0.0	0.0
<b>Expenditure Category Total</b>	<b>0.0</b>	<b>0.0</b>
<hr/>		
Aid to Organizations and Individuals	0.0	0.0
<b>Expenditure Category Total</b>	<b>0.0</b>	<b>0.0</b>
<hr/>		
Other Operating Expenses		5.0
Other Operating Expenditures Budg Approp	0.0	
Other Operating Expenditures Excluded from Cost Allocati	0.0	
Risk Management Charges To State Agency	0.0	
Risk Management Deductible - Indemnity	0.0	
Risk Management Deductible - Legal	0.0	
Risk Management Deductible - Medical	0.0	
Risk Management Deductible - Other	0.0	
Gen Liab- Non Physical-Taxable- Self Ins	0.0	
Gross Proceeds Payments To Attorneys	0.0	
General Liability- Non-Taxable- Self Ins	0.0	
Medical Malpractice - Self-Insured	0.0	
Automobile Liability - Self Insured	0.0	
General Property Damage - Self- Insured	0.0	
Automobile Physical Damage-Self Insured	0.0	
Liability Insurance Premiums	0.0	
Property Insurance Premiums	0.0	
Workers Compensation Benefit Payments	0.0	
Self Insurance - Administrative Fees	0.0	
Self Insurance - Premiums	0.0	
Self Insurance - Claim Payments	0.0	
Self Insurance - Pharmacy Claims	0.0	
Premium Tax On Altcs	0.0	
Other Insurance-Related Charges	0.0	
Internal Service Data Processing	0.0	
Internal Service Data Proc- Pc/Lan	0.0	
External Programming-Mainframe/Legacy	0.0	
External Programming- Pc/Lan/Serv/Web	0.0	
External Data Entry	0.0	
Othr External Data Proc-Mainframe/Legacy	0.0	
Othr External Data Proc-Pc/Lan/Serv/Web	0.0	

## Program Expenditure Schedule

<b>Agency:</b>	<b>Department of Environmental Quality</b>
<b>Program:</b>	<b>SLI Direct Potable Reuse of Treated Wastewater Program</b>

	FY 2022 Actual	FY 2023 Expd. Plan
Pmt for AFIS Development & Usage	0.0	
Internal Service Telecommunications	0.0	
External Telecom Long Distance-In-State	0.0	
External Telecom Long Distance-Out-State	0.0	
Other External Telecommunication Service	0.0	
Electricity	0.0	
Sanitation Waste Disposal	0.0	
Water	0.0	
Gas And Fuel Oil For Buildings	0.0	
Other Utilities	0.0	
Building Rent Charges To State Agencies	0.0	
Priv Lease To Own Bld Rent Chrgs To Agy	0.0	
Cert Of Part Bld Rent Chrgs To Agy	0.0	
Rental Of Land And Buildings	0.0	
Rental Of Computer Equipment	0.0	
Rental Of Other Machinery And Equipment	0.0	
Miscellaneous Rent	0.0	
Interest On Overdue Payments	0.0	
All Other Interest Payments	0.0	
Internal Acct/Budg/Financial Svcs	0.0	
Other Internal Services	0.0	
Repair And Maintenance - Buildings	0.0	
Repair And Maintenance - Vehicles	0.0	
Repair And Maint - Mainframe And Legacy	0.0	
Repair And Maint-Pc/Lan/Serv/Web	0.0	
Repair And Maintenance - Other Equipment	0.0	
Other Repair And Maintenance	0.0	
Software Support And Maintenance	0.0	
Uniforms	0.0	
Inmate Clothing	0.0	
Security Supplies	0.0	
Office Supplies	0.0	
Computer Supplies	0.0	
Housekeeping Supplies	0.0	
Bedding And Bath Supplies	0.0	
Drugs And Medicine Supplies	0.0	
Medical Supplies	0.0	
Dental Supplies	0.0	
Automotive And Transportation Fuels	0.0	
Automotive Lubricants And Supplies	0.0	
Rpr And Maint Supplies-Not Auto Or Build	0.0	
Repair And Maintenance Supplies-Building	0.0	
Other Operating Supplies	0.0	
Publications	0.0	
Aggregate Withheld Or Paid Commissions	0.0	
Lottery Prizes	0.0	
Lottery Distribution Costs	0.0	
Material for Further Processing	0.0	
Other Resale Supplies	0.0	
Loss On Sales Of Capital Assets	0.0	
Loss on Sales of Investments	0.0	

## Program Expenditure Schedule

<b>Agency:</b>	<b>Department of Environmental Quality</b>
<b>Program:</b>	<b>SLI Direct Potable Reuse of Treated Wastewater Program</b>

	FY 2022 Actual	FY 2023 Expd. Plan
Employee Tuition Reimbursement-Graduate	0.0	
Employee Tuition Reimb Under-Grad/Other	0.0	
Conference Registration-Attendance Fees	0.0	
Other Education And Training Costs	0.0	
Advertising	0.0	
Sponsorships	0.0	
Internal Printing	0.0	
External Printing	0.0	
Photography	0.0	
Postage And Delivery	0.0	
Document shredding and Destruction Services	0.0	
Translation and Sign Language Services	0.0	
Distribution To State Universities	0.0	
Other Intrastate Distributions	0.0	
Awards	0.0	
Entertainment And Promotional Items	0.0	
Dues	0.0	
Books- Subscriptions And Publications	0.0	
Costs For Digital Image Or Microfilm	0.0	
Revolving Fund Advances	0.0	
Credit Card Fees Over Approved Limit	0.0	
Relief Bill Expenditures	0.0	
Surplus Property Distr To State Agencies	0.0	
Security Services	0.0	
Judgments - Damages	0.0	
ICA Payments to Claimants Confidential	0.0	
Jdgmnt-Confidential Restitution To Indiv	0.0	
Judgments - Non-Confidential Restitution	0.0	
Judgments - Punitive And Compensatory	0.0	
Pmts Made to Resolve/Disputes/Avoid Costs of Litigation	0.0	
Pmts For Contracted State Inmate Labor	0.0	
Payments To State Inmates	0.0	
Bad Debt Expense	0.0	
Interview Expense	0.0	
Employee Relocations-Nontaxable	0.0	
Employee Relocations-Taxable	0.0	
Non-Confidential Invest/Legal/Law Enf	0.0	
Conf/Sensitive Invest/Legal/Undercover	0.0	
Fingerprinting, Background Checks, Etc.	0.0	
Other Miscellaneous Operating	0.0	
<b>Expenditure Category Total</b>	<b>0.0</b>	<b>5.0</b>
<b>Appropriated</b>		
AA1000-A General Fund (Appropriated)	0.0	5.0
	<b>0.0</b>	<b>5.0</b>
<b>Fund Source Total</b>	<b>0.0</b>	<b>5.0</b>
<hr/>		
Current Year Expenditures		0.0
Capital Equipment Budget And Approp	0.0	
Vehicles Capital Purchase	0.0	
Vehicles Capital Leases	0.0	
Furniture Capital Purchase	0.0	

## Program Expenditure Schedule

<b>Agency:</b>	<b>Department of Environmental Quality</b>
<b>Program:</b>	<b>SLI Direct Potable Reuse of Treated Wastewater Program</b>

	FY 2022 Actual	FY 2023 Expd. Plan
Depreciable Works Of Art & Hist Treas/Coll Capital Purcha	0.0	
Non Depr Works Of Art & Hist Treas/Coll Cap Purchase	0.0	
Furniture Capital Leases	0.0	
Computer Equipment Capital Purchase	0.0	
Computer Equipment Capital Lease	0.0	
Telecommunication Equip-Capital Purchase	0.0	
Telecommunication Equip-Capital Lease	0.0	
Other Equipment Capital Purchase	0.0	
Other Equipment Capital Leases	0.0	
Purchased Or Licensed Software-Website	0.0	
Internally Generated Software-Website	0.0	
Development in Progress	0.0	
Right-Of-Way/Easement/Extraction Rights	0.0	
Oth Int Assets purchased, licensed or internally generate	0.0	
Other intangible assets acquired by capital lease	0.0	
Other Capital Asset Purchases	0.0	
Leasehold Improvement-Capital Purchase	0.0	
Other Capital Asset Leases	0.0	
Non-Capital Equip Budget And Approp	0.0	
Vehicles Non-Capital Purchase	0.0	
Vehicles Non-Capital Leases	0.0	
Furniture Non-Capital Purchase	0.0	
Works Of Art And Hist Treas-Non Capital	0.0	
Furniture Non-Capital Leases	0.0	
Computer Equipment Non-Capital Purchase	0.0	
Computer Equipment Non-Capital Lease	0.0	
Telecomm Equip Non-Capital Purchase	0.0	
Telecomm Equip Non-Capital Leases	0.0	
Other Equipment Non-Capital Purchase	0.0	
Weapons Non-Capital Purchase	0.0	
Other Equipment Non-Capital Lease	0.0	
Purchased Or Licensed Software/Website	0.0	
Internally Generated Software/Website	0.0	
LICENSES AND PERMITS	0.0	
Right-Of-Way/Easement/Extraction Exp	0.0	
Other Intangible Assets - Purchased, Licensed or Internall	0.0	
Noncapital Software/Web By Capital Lease	0.0	
Other Intangible Assets Acquired by Capital Lease	0.0	
Other Long Lived Tangible Assets to be Expenses	0.0	
Non-Capital Equipment Excluded from Cost Allocation	0.0	
<b>Expenditure Category Total</b>	<b>0.0</b>	<b>0.0</b>
<hr/>		
Capital Outlay	0.0	0.0
<b>Expenditure Category Total</b>	<b>0.0</b>	<b>0.0</b>
<hr/>		
Debt Service	0.0	0.0
<b>Expenditure Category Total</b>	<b>0.0</b>	<b>0.0</b>
<hr/>		
Cost Allocation	0.0	215.5

# Program Expenditure Schedule

<b>Agency:</b>	Department of Environmental Quality
<b>Program:</b>	SLI Direct Potable Reuse of Treated Wastewater Program

	FY 2022 Actual	FY 2023 Expd. Plan
<b>Expenditure Category Total</b>	<b>0.0</b>	<b>215.5</b>
<b>Appropriated</b>		
AA1000-A General Fund (Appropriated)	0.0	215.5
<b>Fund Source Total</b>	<b>0.0</b>	<b>215.5</b>
<hr/>		
Transfers	0.0	0.0
<b>Expenditure Category Total</b>	<b>0.0</b>	<b>0.0</b>

<b>Employee Retirement Coverage</b>			
Retirement System	FTE	Personal Services	Fund#
Arizona State Retirement System	3.9	349.4	AA1000-A

## Program Budget Unit Summary of Expenditures and Budget Request for All Funds

<b>Agency:</b>	Department of Environmental Quality
<b>Program:</b>	SLI Water Quality Fee Fund Deposit

Expenditure Categories	FY 2022 Actual	FY 2023 Expd. Plan	FY 2024 Fund. Issue	FY 2024 Total Request
6000 Personal Services	0.0	0.0	0.0	0.0
6100 Employee Related Expenses	0.0	0.0	0.0	0.0
6200 Professional and Outside Services	0.0	0.0	0.0	0.0
6500 Travel In-State	0.0	0.0	0.0	0.0
6600 Travel Out of State	0.0	0.0	0.0	0.0
6700 Food	0.0	0.0	0.0	0.0
6800 Aid to Organizations and Individuals	0.0	0.0	0.0	0.0
7000 Other Operating Expenses	0.0	0.0	0.0	0.0
8000 Equipment	0.0	0.0	0.0	0.0
8100 Capital Outlay	0.0	0.0	0.0	0.0
8600 Debt Service	0.0	0.0	0.0	0.0
9000 Cost Allocation	0.0	0.0	0.0	0.0
9100 Transfers	0.0	6,400.0	0.0	6,400.0
<b>Expenditure Categories Total:</b>	0.0	6,400.0	0.0	6,400.0
<b>Fund Source</b>				
<b>Appropriated Funds</b>				
AA1000-A General Fund (Appropriated)	0.0	6,400.0	0.0	6,400.0
<b>Fund Source Total:</b>	0.0	6,400.0	0.0	6,400.0

## Program Budget Unit Summary of Expenditures and Budget Request for Selected Funds

<b>Agency:</b>	Department of Environmental Quality				
	FY 2022	FY 2023	FY 2024	FY 2024	
	Actual	Expd. Plan	Fund. Issue	Total Request	
<b>Program:</b>	SLI Water Quality Fee Fund Deposit				
<b>Fund:</b>	AA1000-A General Fund				
	<b>Appropriated</b>				
6000	Personal Services	0.0	0.0	0.0	0.0
6100	Employee Related Expenses	0.0	0.0	0.0	0.0
6200	Professional and Outside Services	0.0	0.0	0.0	0.0
6500	Travel In-State	0.0	0.0	0.0	0.0
6600	Travel Out of State	0.0	0.0	0.0	0.0
6700	Food	0.0	0.0	0.0	0.0
6800	Aid to Organizations and Individuals	0.0	0.0	0.0	0.0
7000	Other Operating Expenses	0.0	0.0	0.0	0.0
8000	Equipment	0.0	0.0	0.0	0.0
8100	Capital Outlay	0.0	0.0	0.0	0.0
8600	Debt Service	0.0	0.0	0.0	0.0
9000	Cost Allocation	0.0	0.0	0.0	0.0
9100	Transfers	0.0	6,400.0	0.0	6,400.0
	<b>Appropriated Total:</b>	0.0	6,400.0	0.0	6,400.0
	<b>Fund Total:</b>	0.0	6,400.0	0.0	6,400.0
	<b>Program Total For Selected Funds:</b>	0.0	6,400.0	0.0	6,400.0



## Program Expenditure Schedule

<b>Agency:</b>	Department of Environmental Quality
<b>Program:</b>	SLI Water Quality Fee Fund Deposit

	FY 2022 Actual	FY 2023 Expd. Plan
FTE	0.0	0.0
<b>Expenditure Category Total</b>	<b>0.0</b>	<b>0.0</b>
<hr/>		
Personal Services	0.0	0.0
Boards and Commissions	0.0	0.0
<b>Expenditure Category Total</b>	<b>0.0</b>	<b>0.0</b>
<hr/>		
Employee Related Expenses	0.0	0.0
<b>Expenditure Category Total</b>	<b>0.0</b>	<b>0.0</b>
<hr/>		
Professional and Outside Services		0.0
External Prof/Outside Serv Budg And Appn	0.0	
External Investment Services	0.0	
Other External Financial Services	0.0	
Attorney General Legal Services	0.0	
External Legal Services	0.0	
External Engineer/Architect Cost - Exp	0.0	
External Engineer/Architect Cost- Cap	0.0	
Other Design	0.0	
Temporary Agency Services	0.0	
Hospital Services	0.0	
Other Medical Services	0.0	
Institutional Care	0.0	
Education And Training	0.0	
Vendor Travel	0.0	
Professional & Outside Services Excluded from Cost Alloca	0.0	
Vendor Travel - Non Reportable	0.0	
External Telecom Consulting Services	0.0	
Costs related to those in custody of the State	0.0	
Non - Confidential Specialist Fees	0.0	
Confidential Specialist Fees	0.0	
Outside Actuarial Costs	0.0	
Other Professional And Outside Services	0.0	
<b>Expenditure Category Total</b>	<b>0.0</b>	<b>0.0</b>
<hr/>		
Travel In-State	0.0	0.0
<b>Expenditure Category Total</b>	<b>0.0</b>	<b>0.0</b>
<hr/>		
Travel Out of State	0.0	0.0
<b>Expenditure Category Total</b>	<b>0.0</b>	<b>0.0</b>
<hr/>		
Food	0.0	0.0
<b>Expenditure Category Total</b>	<b>0.0</b>	<b>0.0</b>
<hr/>		
Aid to Organizations and Individuals	0.0	0.0
<b>Expenditure Category Total</b>	<b>0.0</b>	<b>0.0</b>
<hr/>		

## Program Expenditure Schedule

<b>Agency:</b>	<b>Department of Environmental Quality</b>
<b>Program:</b>	<b>SLI Water Quality Fee Fund Deposit</b>

	FY 2022 Actual	FY 2023 Expd. Plan
Other Operating Expenses		0.0
Other Operating Expenditures Budg Approp	0.0	
Other Operating Expenditures Excluded from Cost Allocati	0.0	
Risk Management Charges To State Agency	0.0	
Risk Management Deductible - Indemnity	0.0	
Risk Management Deductible - Legal	0.0	
Risk Management Deductible - Medical	0.0	
Risk Management Deductible - Other	0.0	
Gen Liab- Non Physical-Taxable- Self Ins	0.0	
Gross Proceeds Payments To Attorneys	0.0	
General Liability- Non-Taxable- Self Ins	0.0	
Medical Malpractice - Self-Insured	0.0	
Automobile Liability - Self Insured	0.0	
General Property Damage - Self- Insured	0.0	
Automobile Physical Damage-Self Insured	0.0	
Liability Insurance Premiums	0.0	
Property Insurance Premiums	0.0	
Workers Compensation Benefit Payments	0.0	
Self Insurance - Administrative Fees	0.0	
Self Insurance - Premiums	0.0	
Self Insurance - Claim Payments	0.0	
Self Insurance - Pharmacy Claims	0.0	
Premium Tax On Altcs	0.0	
Other Insurance-Related Charges	0.0	
Internal Service Data Processing	0.0	
Internal Service Data Proc- Pc/Lan	0.0	
External Programming-Mainframe/Legacy	0.0	
External Programming- Pc/Lan/Serv/Web	0.0	
External Data Entry	0.0	
Othr External Data Proc-Mainframe/Legacy	0.0	
Othr External Data Proc-Pc/Lan/Serv/Web	0.0	
Pmt for AFIS Development & Usage	0.0	
Internal Service Telecommunications	0.0	
External Telecom Long Distance-In-State	0.0	
External Telecom Long Distance-Out-State	0.0	
Other External Telecommunication Service	0.0	
Electricity	0.0	
Sanitation Waste Disposal	0.0	
Water	0.0	
Gas And Fuel Oil For Buildings	0.0	
Other Utilities	0.0	
Building Rent Charges To State Agencies	0.0	
Priv Lease To Own Bld Rent Chrgs To Agy	0.0	
Cert Of Part Bld Rent Chrgs To Agy	0.0	
Rental Of Land And Buildings	0.0	
Rental Of Computer Equipment	0.0	
Rental Of Other Machinery And Equipment	0.0	
Miscellaneous Rent	0.0	
Interest On Overdue Payments	0.0	
All Other Interest Payments	0.0	
Internal Acct/Budg/Financial Svcs	0.0	

## Program Expenditure Schedule

<b>Agency:</b>	<b>Department of Environmental Quality</b>
<b>Program:</b>	<b>SLI Water Quality Fee Fund Deposit</b>

	FY 2022 Actual	FY 2023 Expd. Plan
Other Internal Services	0.0	
Repair And Maintenance - Buildings	0.0	
Repair And Maintenance - Vehicles	0.0	
Repair And Maint - Mainframe And Legacy	0.0	
Repair And Maint-Pc/Lan/Serv/Web	0.0	
Repair And Maintenance - Other Equipment	0.0	
Other Repair And Maintenance	0.0	
Software Support And Maintenance	0.0	
Uniforms	0.0	
Inmate Clothing	0.0	
Security Supplies	0.0	
Office Supplies	0.0	
Computer Supplies	0.0	
Housekeeping Supplies	0.0	
Bedding And Bath Supplies	0.0	
Drugs And Medicine Supplies	0.0	
Medical Supplies	0.0	
Dental Supplies	0.0	
Automotive And Transportation Fuels	0.0	
Automotive Lubricants And Supplies	0.0	
Rpr And Maint Supplies-Not Auto Or Build	0.0	
Repair And Maintenance Supplies-Building	0.0	
Other Operating Supplies	0.0	
Publications	0.0	
Aggregate Withheld Or Paid Commissions	0.0	
Lottery Prizes	0.0	
Lottery Distribution Costs	0.0	
Material for Further Processing	0.0	
Other Resale Supplies	0.0	
Loss On Sales Of Capital Assets	0.0	
Loss on Sales of Investments	0.0	
Employee Tuition Reimbursement-Graduate	0.0	
Employee Tuition Reimb Under-Grad/Other	0.0	
Conference Registration-Attendance Fees	0.0	
Other Education And Training Costs	0.0	
Advertising	0.0	
Sponsorships	0.0	
Internal Printing	0.0	
External Printing	0.0	
Photography	0.0	
Postage And Delivery	0.0	
Document shredding and Destruction Services	0.0	
Translation and Sign Language Services	0.0	
Distribution To State Universities	0.0	
Other Intrastate Distributions	0.0	
Awards	0.0	
Entertainment And Promotional Items	0.0	
Dues	0.0	
Books- Subscriptions And Publications	0.0	
Costs For Digital Image Or Microfilm	0.0	
Revolving Fund Advances	0.0	

## Program Expenditure Schedule

<b>Agency:</b>	<b>Department of Environmental Quality</b>
<b>Program:</b>	<b>SLI Water Quality Fee Fund Deposit</b>

	FY 2022 Actual	FY 2023 Expd. Plan
Credit Card Fees Over Approved Limit	0.0	
Relief Bill Expenditures	0.0	
Surplus Property Distr To State Agencies	0.0	
Security Services	0.0	
Judgments - Damages	0.0	
ICA Payments to Claimants Confidential	0.0	
Jdgmnt-Confidential Restitution To Indiv	0.0	
Judgments - Non-Confidential Restitution	0.0	
Judgments - Punitive And Compensatory	0.0	
Pmts Made to Resolve/Disputes/Avoid Costs of Litigation	0.0	
Pmts For Contracted State Inmate Labor	0.0	
Payments To State Inmates	0.0	
Bad Debt Expense	0.0	
Interview Expense	0.0	
Employee Relocations-Nontaxable	0.0	
Employee Relocations-Taxable	0.0	
Non-Confidential Invest/Legal/Law Enf	0.0	
Conf/Sensitive Invest/Legal/Undercover	0.0	
Fingerprinting, Background Checks, Etc.	0.0	
Other Miscellaneous Operating	0.0	
<b>Expenditure Category Total</b>	<b>0.0</b>	<b>0.0</b>

Current Year Expenditures		0.0
Capital Equipment Budget And Approp	0.0	
Vehicles Capital Purchase	0.0	
Vehicles Capital Leases	0.0	
Furniture Capital Purchase	0.0	
Depreciable Works Of Art & Hist Treas/Coll Capital Purcha	0.0	
Non Depr Works Of Art & Hist Treas/Coll Cap Purchase	0.0	
Furniture Capital Leases	0.0	
Computer Equipment Capital Purchase	0.0	
Computer Equipment Capital Lease	0.0	
Telecommunication Equip-Capital Purchase	0.0	
Telecommunication Equip-Capital Lease	0.0	
Other Equipment Capital Purchase	0.0	
Other Equipment Capital Leases	0.0	
Purchased Or Licensed Software-Website	0.0	
Internally Generated Software-Website	0.0	
Development in Progress	0.0	
Right-Of-Way/Easement/Extraction Rights	0.0	
Oth Int Assets purchased, licensed or internally generate	0.0	
Other intangible assets acquired by capital lease	0.0	
Other Capital Asset Purchases	0.0	
Leasehold Improvement-Capital Purchase	0.0	
Other Capital Asset Leases	0.0	
Non-Capital Equip Budget And Approp	0.0	
Vehicles Non-Capital Purchase	0.0	
Vehicles Non-Capital Leases	0.0	
Furniture Non-Capital Purchase	0.0	
Works Of Art And Hist Treas-Non Capital	0.0	

## Program Expenditure Schedule

<b>Agency:</b>	<b>Department of Environmental Quality</b>
<b>Program:</b>	<b>SLI Water Quality Fee Fund Deposit</b>

	FY 2022 Actual	FY 2023 Expd. Plan
Furniture Non-Capital Leases	0.0	
Computer Equipment Non-Capital Purchase	0.0	
Computer Equipment Non-Capital Lease	0.0	
Telecomm Equip Non-Capital Purchase	0.0	
Telecomm Equip Non-Capital Leases	0.0	
Other Equipment Non-Capital Purchase	0.0	
Weapons Non-Capital Purchase	0.0	
Other Equipment Non-Capital Lease	0.0	
Purchased Or Licensed Software/Website	0.0	
Internally Generated Software/Website	0.0	
LICENSES AND PERMITS	0.0	
Right-Of-Way/Easement/Extraction Exp	0.0	
Other Intangible Assets - Purchased, Licensed or Internall	0.0	
Noncapital Software/Web By Capital Lease	0.0	
Other Intangible Assets Acquired by Capital Lease	0.0	
Other Long Lived Tangible Assets to be Expenses	0.0	
Non-Capital Equipment Excluded from Cost Allocation	0.0	
<b>Expenditure Category Total</b>	<b>0.0</b>	<b>0.0</b>
<hr/>		
Capital Outlay	0.0	0.0
<b>Expenditure Category Total</b>	<b>0.0</b>	<b>0.0</b>
<hr/>		
Debt Service	0.0	0.0
<b>Expenditure Category Total</b>	<b>0.0</b>	<b>0.0</b>
<hr/>		
Cost Allocation	0.0	0.0
<b>Expenditure Category Total</b>	<b>0.0</b>	<b>0.0</b>
<hr/>		
Transfers	0.0	6,400.0
<b>Expenditure Category Total</b>	<b>0.0</b>	<b>6,400.0</b>
<hr/>		
<b>Appropriated</b>		
AA1000-A General Fund (Appropriated)	0.0	6,400.0
<b>Fund Source Total</b>	<b>0.0</b>	<b>6,400.0</b>

## Administrative Costs

**Agency:** Department of Environmental Quality

### Administrative Costs Summary

Common Administrative Area	FY 2023
Personal Services	10,837.2
ERE	3,801.2
All Other	3,990.6
<b>Administrative Costs Total:</b>	<b>18,629.0</b>

### Administrative Cost / Total Expenditure Ratio

	Request	Admin %
<b>FY 2023</b>	210,657.8	8.8%

<b>DXA - Board of Dental Examiners</b>	<b>100%</b>	<b>\$ 15,900</b>	<b>\$ 15,900</b>
DX2020 - Dental Board Fund	100%	\$ 15,900	\$ 15,900
<b>EBA - State Board of Education</b>	<b>100%</b>	<b>\$ 1,300</b>	<b>\$ 1,300</b>
1000 - General Fund	100%	\$ 1,300	\$ 1,300
<b>ECA - Citizens' Clean Elections Commission</b>	<b>100%</b>	<b>\$ 2,900</b>	<b>\$ 2,900</b>
EC2425 - Citizen's Clean Elections Fund	100%	\$ 2,900	\$ 2,900
<b>EDA - Department of Education</b>	<b>100%</b>	<b>\$ 171,200</b>	<b>\$ 171,200</b>
1000 - General Fund	23%	\$ 39,000	\$ 39,000
ED1009 - Special Education Fund	1%	\$ 900	\$ 900
ED2000 - Federal Grants	53%	\$ 90,500	\$ 90,500
ED2399 - Teacher Certification Fund	3%	\$ 5,100	\$ 5,100
ED2470 - Failing Schools Tutoring Fund	0%	\$ 300	\$ 300
ED2500 - Intergovernmental Agreement Fund	0%	\$ 500	\$ 500
ED2570 - Empowerment Scholarship Account Fund	2%	\$ 3,800	\$ 3,800
ED4209 - DOE Internal Services Fund	1%	\$ 2,200	\$ 2,200
ED4210 - Education Commodity Fund	1%	\$ 1,700	\$ 1,700
ED4211 - DOE Production Revolving Fund	1%	\$ 1,200	\$ 1,200
ED9000 - Indirect Cost Recovery Fund	15%	\$ 26,000	\$ 26,000
<b>EOA - Office of Economic Opportunity</b>	<b>100%</b>	<b>\$ 11,300</b>	<b>\$ 11,300</b>
EO2000 - Federal Grants Fund	34%	\$ 3,900	\$ 3,900
EO3888 - Office Of Economic Opportunity Operations Fund	66%	\$ 7,400	\$ 7,400
<b>EQA - Board of Equalization</b>	<b>100%</b>	<b>\$ 8,400</b>	<b>\$ 8,400</b>
1000 - General Fund	100%	\$ 8,400	\$ 8,400
<b>EVA - Department of Environmental Quality</b>	<b>100%</b>	<b>\$ 250,200</b>	<b>\$ 250,200</b>
EV2271 - Underground Storage Tank Fund	0%	\$ 400	\$ 400
EV9000 - Indirect Cost Recovery Fund	100%	\$ 249,800	\$ 249,800
<b>FAA - Arizona Finance Authority</b>	<b>100%</b>	<b>\$ 2,100</b>	<b>\$ 2,100</b>
FA2254 - Clean Water Revolving Fund	20%	\$ 400	\$ 400
FA2307 - Drinking Water Revolving Fund	61%	\$ 1,300	\$ 1,300
FA5352 - Arizona Finance Authority Operations Fund	19%	\$ 400	\$ 400
<b>FDA - Board of Funeral Directors &amp; Embalmers</b>	<b>100%</b>	<b>\$ 16,200</b>	<b>\$ 16,200</b>
FD2026 - Board Of Funeral Directors Fund	100%	\$ 16,200	\$ 16,200
<b>FOA - Department of Forestry and Fire Management</b>	<b>100%</b>	<b>\$ 42,700</b>	<b>\$ 42,700</b>
FO2232 - Cooperative Forestry Fund	100%	\$ 42,700	\$ 42,700
<b>GFA - Game &amp; Fish Department</b>	<b>100%</b>	<b>\$ 725,400</b>	<b>\$ 725,400</b>
GF9000 - Indirect Cost Recovery Fund	100%	\$ 725,400	\$ 725,400
<b>GHA - Governor's Office of Highway Safety</b>	<b>100%</b>	<b>\$ 5,400</b>	<b>\$ 5,400</b>
GH2500 - Interagency Service Agreement Fund - State Highway	100%	\$ 5,400	\$ 5,400
<b>GMA - Department of Gaming</b>	<b>100%</b>	<b>\$ 58,800</b>	<b>\$ 58,800</b>
GM2350 - AZ Benefits Fund-Revenue Clearing Fund	95%	\$ 56,000	\$ 56,000
GM2556 - Racing Regulations Fund	5%	\$ 2,800	\$ 2,800
<b>GVA - Governor's Office</b>	<b>100%</b>	<b>\$ 215,500</b>	<b>\$ 215,500</b>
1000 - General Fund	100%	\$ 215,500	\$ 215,500
<b>HCA - AHCCCS</b>	<b>100%</b>	<b>\$ 340,800</b>	<b>\$ 340,800</b>
1000 - General Fund	47%	\$ 158,900	\$ 158,900
HC2000 - Federal Grants	2%	\$ 5,800	\$ 5,800
HC2120 - AHCCCS Fund	50%	\$ 170,000	\$ 170,000
HC2409 - Kidscare - Federal Revenue And Expenditures	2%	\$ 6,100	\$ 6,100
<b>HDA - Department of Housing</b>	<b>100%</b>	<b>\$ 22,900</b>	<b>\$ 22,900</b>
HD2000 - Federal Grants	13%	\$ 3,000	\$ 3,000
HD2200 - AZ Dept Of Housing Program Fund	82%	\$ 18,800	\$ 18,800
HD2235 - Housing Trust Fund	4%	\$ 900	\$ 900
HD2237 - Mobile Home Relocation Fund	1%	\$ 200	\$ 200
<b>HEA - Board of Homeopathic Medical Examiners</b>	<b>100%</b>	<b>\$ 1,400</b>	<b>\$ 1,400</b>
HE2041 - Board Of Homeopathic Med Examiners Fund	100%	\$ 1,400	\$ 1,400
<b>HGA - Office of Administrative Hearings</b>	<b>100%</b>	<b>\$ 4,600</b>	<b>\$ 4,600</b>
HG2500 - Interagency Service Agreement Fund	100%	\$ 4,600	\$ 4,600
<b>HIA - Arizona Historical Society</b>	<b>100%</b>	<b>\$ 237,600</b>	<b>\$ 237,600</b>

**EVA 0.0 Agency Summary**  
 DEPARTMENT OF ENVIRONMENTAL QUALITY  
 Misael Cabrera, Director  
 (602) 771-2203  
 A.R.S. §§ 49-101 et seq.

**Mission:**

*To protect and enhance Arizona's public health and the environment.*

**Description:**

Under the Environmental Quality Act of 1986, the Arizona Legislature established the Department of Environmental Quality (ADEQ) as the State's cabinet-level environmental regulatory agency to administer all Arizona environmental programs.

◆ **Goal 1** To transition into and align with the Arizona Management System

- Objective:** 1 FY2022: Objectives are built into ADEQ's specific, quantifiable, and time-bound Performance Measures.
- FY2023: Objectives are built into ADEQ's specific, quantifiable, and time-bound Performance Measures.
- FY2024: Objectives are built into ADEQ's specific, quantifiable, and time-bound Performance Measures.

Performance Measures	FY 2022 Actual	FY 2023 Estimate	FY 2024 Estimate
No. of Agency FTE Count	449	501	501
Explanation:	Number of active employees in HRIS (excluding board and commission members, interns, volunteers, and "pool" positions)		

**EVA 1.0 Program Summary**  
 SUPPORT  
 Misael Cabrera, Director  
 Director's Office (602) 771-2203  
 A.R.S. §§ 49-101 to 49-1106

**Mission:**

*To protect and enhance public health and the environment in Arizona.*

**Description:**

This program establishes overall agency policies and direction and manages administrative and business activities of the agency.

◆ **Goal 1** To fully support and champion delivery of ADEQ's mission

- Objective:** 1 FY2022: Objectives are built into ADEQ's specific, quantifiable, and time-bound Performance Measures.
- FY2023: Objectives are built into ADEQ's specific, quantifiable, and time-bound Performance Measures.
- FY2024: Objectives are built into ADEQ's specific, quantifiable, and time-bound Performance Measures.

Performance Measures	FY 2022 Actual	FY 2023 Estimate	FY 2024 Estimate
# of Water Quality Performance Audit and Agency Sunset Audit (2021) Recommendations Addressed	25	28	28
Explanation:	# of Water Quality Performance Audit and Agency Sunset Audit (2021) Recommendations Addressed		
Cumulative Number of No. of Known, Ongoing, and Unauthorized Impacts (KOU1) to Public Health or the Environment Mitigated	327	382	437
Explanation:	Cumulative Number of No. of Known, Ongoing, and Unauthorized Impacts (KOU1) to Public Health or the Environment Mitigated		

◆ **Goal 2** To support environmentally responsible economic growth

- Objective:** 1 FY2022: Objectives are built into ADEQ's specific, quantifiable, and time-bound Performance Measures.
- FY2023: Objectives are built into ADEQ's specific, quantifiable, and time-bound Performance Measures.
- FY2024: Objectives are built into ADEQ's specific, quantifiable, and time-bound Performance Measures.

◆ **Goal 3** To Recruit, Train, and Retain Top Environmental Talent

- Objective:** 1 FY2022: Objectives are built into ADEQ's specific, quantifiable, and time-bound Performance Measures.
- FY2023: Objectives are built into ADEQ's specific, quantifiable, and time-bound Performance Measures.
- FY2024: Objectives are built into ADEQ's specific, quantifiable, and time-bound Performance Measures.

**EVA 2.0 Program Summary**  
 AIR QUALITY  
 Daniel Czecholinski, Air Quality Division Director  
 Air Quality Division (602) 771-4684  
 A.R.S. Title 49, Chapter 3

**Mission:**

*To protect and enhance public health and the environment in Arizona.*

**Description:**

The Air Quality Division is responsible for supporting ADEQ's mission by identifying and ensuring appropriate control of various sources of air pollution and assuring compliance with federal and state environmental laws. Major activities relied upon for protecting air quality include planning and program development, monitoring and research, issuance of permits, compliance and enforcement, legal support and vehicle emissions inspections; and support oil and gas conservation of the comission.

**This Program Contains the following Subprograms:**

- ▶ Monitoring & Assessment
- ▶ Facility Emissions Control
- ▶ Air Improvement Planning
- ▶ Oil & Gas
- ▶ Vehicle Emissions Control

**EVA 2.1 Subprogram Summary**  
 MONITORING & ASSESSMENT  
 Daniel Czecholinski, Air Quality Division Director, Acting  
 Air Quality Division (602) 771-2300  
 A.R.S. §§ 49-401 to 49-593

**Mission:**

*To protect and enhance public health and the environment in Arizona.*

**Description:**

This subprogram supports ADEQ's mission by monitoring and assessing existing concentrations of air pollution throughout the state; validating data collected from ADEQ air quality monitors to assure data are of high quality, conducting daily forecasts of future concentrations of air pollution in the Phoenix metropolitan area, Yuma, and Nogales; issuing permits for prescribed burning to various state and federal land managers while preventing unacceptable degradation of existing air quality; and identifying possible sources of air pollution and documenting meteorological causes of monitor exceedances that may qualify for exclusion as exceptional events. This subprogram also plans, controls, and monitors expenditures of personnel and budgetary resources; provides for personnel training and evaluations; develops policies and procedures; provides input on legislative issues; develops, implements, and monitors workplans; and measures and evaluates program effectiveness.

◆ **Goal 1** To enhance Arizona's unique environment

- Objective:** 1 FY2022: Objectives are built into ADEQ's specific, quantifiable, and time-bound Performance Measures.
- FY2023: Objectives are built into ADEQ's specific, quantifiable, and time-bound Performance Measures.
- FY2024: Objectives are built into ADEQ's specific, quantifiable, and time-bound Performance Measures.



**2022 - 2024 ARIZONA MASTER LIST OF STATE GOVERNMENT PROGRAMS**

**EVA 2.2**                      **Subprogram Summary**  
**FACILITY EMISSIONS CONTROL**  
 Daniel Czecholinski, Air Quality Division Director, Acting  
 Air Quality Division (602) 771-2300  
 A.R.S. §§ 49-401 to 49-593

**Mission:**  
*To protect and enhance public health and the environment in Arizona.*

**Description:**  
 This subprogram supports ADEQ’s mission by implementing an air quality permitting, compliance inspection and enforcement programs to address industrial sources of air pollution. The subprogram ensures that facilities get timely environmentally-protective permits so that they can legally commence construction and operation. Additionally, the subprogram ensures that facilities are monitored and held to the terms of applicable state and federal air quality rules.

- ◆ **Goal 1** To support environmentally responsible economic growth
- Objective:** 1 FY2022: Objectives are built into ADEQ’s specific, quantifiable, and time-bound Performance Measures.
- FY2023: Objectives are built into ADEQ’s specific, quantifiable, and time-bound Performance Measures.
- FY2024: Objectives are built into ADEQ’s specific, quantifiable, and time-bound Performance Measures.

<b>Performance Measures</b>	<b>FY 2022 Actual</b>	<b>FY 2023 Estimate</b>	<b>FY 2024 Estimate</b>
Return to Compliance Time (Days)	17.4	30	30
Explanation:	The average time it takes facilities to return to compliance on individual compliance conditions.		
Compliance Rate (%)	91.5	90	90
Explanation:	Percent of compliance at the time of inspection.		
Permit Lead Time (Days)	33.9	27.4	27.4
Explanation:	The number of calendar days between receipt of application and the decision to "grant" or "deny" the permit.		

**EVA 2.3**                      **Subprogram Summary**  
**AIR IMPROVEMENT PLANNING**  
 Daniel Czecholinski, Air Quality Division Director, Acting  
 Air Quality Division (602) 771-2300  
 A.R.S. §§ 49-401 to 49-593

**Mission:**  
*To protect and enhance public health and the environment in Arizona.*

**Description:**  
 This subprogram supports ADEQ’s mission by identifying sources of air pollution and developing plans and rules to remedy poor air quality and prevent unacceptable degradations of good air quality. This subprogram also plans, controls, and monitors expenditures of personnel and budgetary resources; provides for personnel training and evaluations; develops policies and procedures; provides input on legislative issues; develops, implements and monitors work plans; measures and evaluates program effectiveness; and oversees delegation agreements with local jurisdiction. Arizona’s State Implementation Plan (SIP) is the cumulative record of all air pollution strategies, state statutes, state rules, and local ordinances implemented under Title I of the Clean Air Act by government agencies within Arizona.

- ◆ **Goal 1** To enhance Arizona's unique environment
- Objective:** 1 FY2022: Objectives are built into ADEQ’s specific, quantifiable, and time-bound Performance Measures.
- FY2023: Objectives are built into ADEQ’s specific, quantifiable, and time-bound Performance Measures.
- FY2024: Objectives are built into ADEQ’s specific, quantifiable, and time-bound Performance Measures.

<b>Performance Measures</b>	<b>FY 2022 Actual</b>	<b>FY 2023 Estimate</b>	<b>FY 2024 Estimate</b>
No. of Net Non-attainment areas	15	14	14
Explanation:	The number of areas the USEPA has classified as not attaining the National Ambient Air Quality Standard (NAAQS)		

- ◆ **Goal 2** To Accelerate Cleanups
- Objective:** 1 FY2022: Objectives are built into ADEQ’s specific, quantifiable, and time-bound Performance Measures.
- FY2023: Objectives are built into ADEQ’s specific, quantifiable, and time-bound Performance Measures.
- FY2024: Objectives are built into ADEQ’s specific, quantifiable, and time-bound Performance Measures.

<b>Performance Measures</b>	<b>FY 2022 Actual</b>	<b>FY 2023 Estimate</b>	<b>FY 2024 Estimate</b>
No. of known, ongoing, and unauthorized impacts to public health or the environment	0	0	0
Explanation:	No. of known, ongoing, and unauthorized impacts to public health or the environment		

**EVA 2.4**                      **Subprogram Summary**  
**OIL & GAS**  
 Daniel Czecholinski, Air Quality Division Director, Acting  
 Air Quality Division (602) 771-2300  
 A.R.S. § 27,515, § 49-104, § 49-455

**Mission:**  
*To protect and enhance public health and the environment in Arizona.*

**Description:**  
 This subprogram supports the regulatory functions of the Oil and Gas Conservation Commission by administering permits for the drilling for and production of oil, gas, helium, carbon dioxide, and geothermal resources. The subprogram will also be responsible for the inspection of these well fields, compilation of oil, gas, geothermal, and helium production statistics, and to provide information to the exploration and development communities and the public.

- ◆ **Goal 1** To support environmentally responsible economic growth
- Objective:** 1 FY2022: Objectives are built into ADEQ’s specific, quantifiable, and time-bound Performance Measures.
- FY2023: Objectives are built into ADEQ’s specific, quantifiable, and time-bound Performance Measures.
- FY2024: Objectives are built into ADEQ’s specific, quantifiable, and time-bound Performance Measures.

<b>Performance Measures</b>	<b>FY 2022 Actual</b>	<b>FY 2023 Estimate</b>	<b>FY 2024 Estimate</b>
Return to Compliance Time (Days)	N/A	33.8	33.8
Explanation:	The average time it takes facilities to return to compliance on individual compliance conditions.		
Compliance Rate (%)	N/A	90	90
Explanation:	Percent of compliance at the time of inspection.		
Permit Lead Time (Days)	9.7	10	10
Explanation:	The number of calendar days between receipt of application and the decision to "grant" or "deny" the permit.		

**EVA 2.5**                      **Subprogram Summary**  
**VEHICLE EMISSIONS CONTROL**  
 Daniel Czecholinski, Air Quality Division Director, Acting  
 Air Quality Division (602) 771-2308  
 A.R.S. §§ 49-541 to 49-585

**Mission:**  
*To protect and enhance public health and the environment in Arizona.*

**Description:**  
 This subprogram supports ADEQ's mission by overseeing a contract with a private employer that implements a basic and enhanced emissions inspection program in the Tucson and Phoenix areas respectively to reduce emissions of air pollution from vehicles, thereby reducing concentrations of air pollution in these planning areas. This subprogram also issues permits to companies to inspect their own fleets of vehicles, and performs inspections to ensure compliance with all air pollution plans, statutes, rules, permits and the contract; and takes timely and appropriate action to remedy and prevent noncompliance.

**2022 - 2024 ARIZONA MASTER LIST OF STATE GOVERNMENT PROGRAMS**

- ◆ **Goal 1** To support environmentally responsible economic growth
- Objective:** 1 FY2022: Objectives are built into ADEQ's specific, quantifiable, and time-bound Performance Measures.
- FY2023: Objectives are built into ADEQ's specific, quantifiable, and time-bound Performance Measures.
- FY2024: Objectives are built into ADEQ's specific, quantifiable, and time-bound Performance Measures.

Performance Measures	FY 2022 Actual	FY 2023 Estimate	FY 2024 Estimate
Return to Compliance Time (Days)	2.3	5	5
Explanation:	The average time it takes facilities to return to compliance on individual compliance conditions.		
Compliance Rate (%)	99.9	98	98
Explanation:	Percent of compliance at the time of inspection.		
Permit Lead Time (Days)	1.3	3.5	3.5
Explanation:	The number of calendar days between receipt of application and the decision to "grant" or "deny" the permit.		

EVA 3.0	<b>Program Summary</b> <b>WASTE PROGRAMS</b> Laura Malone, Waste Programs Division Director Waste Programs Division (602) 771-2300 A.R.S. Title 49, Chapters 1, 2, 4, 5 & 6
---------	---

**Mission:**  
*To protect and enhance public health and the environment in Arizona.*

**Description:**  
 The Waste Program carries out its mission by regulating solid and hazardous waste management and facilities, hazardous waste generators, waste tire management and facilities and underground storage tanks. The program issues permits; conducts inspections; approves closure activities; investigating and remediating soil and groundwater contamination with regulated and hazardous substances; administers funds; provides grants; and encourages recycling, reuse and other forms of pollution prevention; and administers the emergency response program.

**This Program Contains the following Subprograms:**

- ▶ Solid Waste
- ▶ Hazardous Waste
- ▶ Emergency Response
- ▶ UST and Leaking UST
- ▶ WQARF
- ▶ Voluntary Remediation
- ▶ Brownfields
- ▶ Federal Projects

EVA 3.1	<b>Subprogram Summary</b> <b>SOLID WASTE</b> Laura Malone, Waste Programs Division Director Waste Programs Division (602) 771-2300 A.R.S. Title 49, Chapter 4
---------	---

**Mission:**  
*To protect and enhance public health and the environment in Arizona.*

**Description:**  
 The subprogram provides management and administrative services to the solid waste program; plans, controls and monitors staff and budgetary expenditures; provides for staff development; develops rules, policies, and procedures, provides input on legislative issues; assists in developing agency strategic plans and action plans; develops, implements, and monitors grant workplans; evaluates program effectiveness; oversees delegation agreements with local jurisdictions; implements the state waste tire program; implements the state and federal laws and regulations related to solid waste pursuant to delegation from the U.S. Environmental

Protection Agency (EPA); maintains an inventory of solid waste management facilities including landfills, waste tire sites, battery collection sites, septage haulers, biohazardous medical waste facilities and transporters, special waste facilities, and transfer stations; reviews applications for licenses, permits and plan approvals, modifications and amendments and takes appropriate action; encourages community involvement; provides oversight of soil and groundwater cleanup at solid waste facilities; manages special waste generation and manifesting data collection and compliance; conducts inspections; collects and maintain compliance data; provides compliance assistance and pursues enforcement actions for significant noncompliance for solid waste management and waste tire facilities; and promotes and encourages recycling and advocates for solid waste reduction.

- ◆ **Goal 1** To support environmentally responsible economic growth
- Objective:** 1 FY2022: Objectives are built into ADEQ's specific, quantifiable, and time-bound Performance Measures.
- FY2023: Objectives are built into ADEQ's specific, quantifiable, and time-bound Performance Measures.
- FY2024: Objectives are built into ADEQ's specific, quantifiable, and time-bound Performance Measures.

Performance Measures	FY 2022 Actual	FY 2023 Estimate	FY 2024 Estimate
Compliance Rate (%)	93.4	95	95
Explanation:	Percent of compliance at the time of inspection.		
Return to Compliance Time (Days)	85.1	88	88
Explanation:	The average time it takes facilities to return to compliance on individual compliance conditions.		
Permit Lead Time (Days)	18.1	24.6	24.6
Explanation:	The number of calendar days between receipt of application and the decision to "grant" or "deny" the permit.		

- ◆ **Goal 2** To accelerate cleanups
- Objective:** 1 FY2022: Objectives are built into ADEQ's specific, quantifiable, and time-bound Performance Measures.
- FY2023: Objectives are built into ADEQ's specific, quantifiable, and time-bound Performance Measures.
- FY2024: Objectives are built into ADEQ's specific, quantifiable, and time-bound Performance Measures.

Performance Measures	FY 2022 Actual	FY 2023 Estimate	FY 2024 Estimate
Time to Implement Remedy (Years)	9.1	9.1	9.1
Explanation:	The time, expressed in years, between when a contaminated site is initially identified until when actual remediation begins.		
No. of known, ongoing, and unauthorized impacts to public health or the environment	1	0	0
Explanation:	No. of known, ongoing, and unauthorized impacts to public health or the environment		

EVA 3.2	<b>Subprogram Summary</b> <b>HAZARDOUS WASTE</b> Laura Malone, Waste Programs Division Director Waste Programs Division (602) 771-2300 A.R.S. Title 49, Chapter 5
---------	---

**Mission:**  
*To protect and enhance public health and the environment in Arizona.*

**Description:**  
 The subprogram provides management and administrative services to the hazardous waste program; plans, controls and monitors staff and budgetary expenditures; provides for staff development; develops rules, policies, and procedures, provides input on legislative issues; assists in developing agency strategic plans and action plans; develops, implements, and monitors grant workplans; evaluates program effectiveness; oversees delegation agreements with local jurisdictions; implements the state and federal laws and regulations related to hazardous waste pursuant to delegation from the U.S. Environmental Protection Agency (EPA); maintains an inventory of hazardous waste generators as well as hazardous waste management facilities; reviews applications for licenses, permits, modifications and amendments and takes appropriate action; encourages community involvement; provides oversight of soil and groundwater cleanup at hazardous waste facilities; manages hazardous generation and

manifesting data collection and compliance; conducts inspections; collects and maintain compliance data; provides compliance assistance and pursues enforcement actions for significant noncompliance for hazardous waste management facilities; promotes and encourages pollution prevention, reviews and approves pollution prevention plans and reports; advocates for solid waste reduction, reuse, and recycling.

◆ **Goal 1** To support environmentally responsible economic growth

- Objective:** 1 FY2022: Objectives are built into ADEQ's specific, quantifiable, and time-bound Performance Measures.
- FY2023: Objectives are built into ADEQ's specific, quantifiable, and time-bound Performance Measures.
- FY2024: Objectives are built into ADEQ's specific, quantifiable, and time-bound Performance Measures.

Performance Measures	FY 2022 Actual	FY 2023 Estimate	FY 2024 Estimate
Compliance Rate (%)	76	70	70
Explanation:	Percent of compliance at the time of inspection.		
Return to Compliance Time (Days)	43.1	55	55
Explanation:	The average time it takes facilities to return to compliance on individual compliance conditions.		
Permit Lead Time (Days)	71.7	80	80
Explanation:	The number of calendar days between receipt of application and the decision to "grant" or "deny" the permit.		

◆ **Goal 2** To accelerate cleanups

- Objective:** 1 FY2022: Objectives are built into ADEQ's specific, quantifiable, and time-bound Performance Measures.
- FY2023: Objectives are built into ADEQ's specific, quantifiable, and time-bound Performance Measures.
- FY2024: Objectives are built into ADEQ's specific, quantifiable, and time-bound Performance Measures.

Performance Measures	FY 2022 Actual	FY 2023 Estimate	FY 2024 Estimate
Time to Implement Remedy (Years)	4.24	9.36	9.36
Explanation:	The time, expressed in years, between when a contaminated site is initially identified till when actual remediation begins.		
No. of known, ongoing, and unauthorized impacts to public health or the environment	3	2	2
Explanation:	No. of known, ongoing, and unauthorized impacts to public health or the environment		

*To protect and enhance public health and the environment in Arizona.*

**Description:**

The subprogram assures the proper operation and maintenance of underground storage tank (UST) systems in the state of Arizona and maintains an inventory of these systems. This program is also responsible for overseeing the cleanup of soil and groundwater contamination from leaking underground storage tanks. The program conducts inspections, collects and maintains compliance data and pursues enforcement actions for significant non-compliance. In addition, the subprogram provides outreach and compliance assistance to owners and operators of USTs to keep them aware of current compliance requirements. The subprogram responds to complaints regarding UST sites and fully investigates any potential violations of Arizona's underground storage tank laws.

◆ **Goal 1** To support environmentally responsible economic growth

- Objective:** 1 FY2022: Objectives are built into ADEQ's specific, quantifiable, and time-bound Performance Measures.
- FY2023: Objectives are built into ADEQ's specific, quantifiable, and time-bound Performance Measures.
- FY2024: Objectives are built into ADEQ's specific, quantifiable, and time-bound Performance Measures.

Performance Measures	FY 2022 Actual	FY 2023 Estimate	FY 2024 Estimate
Compliance Rate (%)	66.1	78	78
Explanation:	Percent of compliance at the time of inspection.		
Return to Compliance Time (Days)	75.1	74	74
Explanation:	The average time it takes facilities to return to compliance on individual compliance conditions.		
Permit Lead Time (Days)	1.5	3	3
Explanation:	The number of calendar days between receipt of application and the decision to "grant" or "deny" the permit.		

◆ **Goal 2** To accelerate clean ups

- Objective:** 1 FY2022: Objectives are built into ADEQ's specific, quantifiable, and time-bound Performance Measures.
- FY2023: Objectives are built into ADEQ's specific, quantifiable, and time-bound Performance Measures.
- FY2024: Objectives are built into ADEQ's specific, quantifiable, and time-bound Performance Measures.

Performance Measures	FY 2022 Actual	FY 2023 Estimate	FY 2024 Estimate
Time to Implement Remedy (Years)	7.18	7.03	7.03
Explanation:	The time expressed in years between when contamination is reported until remediation begins.		
No. of known, ongoing, and unauthorized impacts to public health or the environment	4	4	4
Explanation:	No. of known, ongoing, and unauthorized impacts to public health or the environment		

**EVA 3.3 Subprogram Summary**  
**EMERGENCY RESPONSE**  
 Laura Malone, Waste Programs Division Director  
 Waste Programs Division (602) 771-2300  
 A.R.S. § 49-108; Title 49, Chapter 1, Article 2

**Mission:**

*To protect and enhance public health and the environment in Arizona.*

**Description:**

The subprogram provides scientific support to ensure that the health, safety, and the environmental elements of the hazardous materials emergency management program are met. The Emergency Response Team (ERT) responds to environmental emergencies (e.g., highway crashes, oil and gas releases, facility malfunctions, etc.) to minimize and abate the impact these releases can cause to the public and environment. The ERT manages removal actions to protect human health and the environment. This is completed by either funding response actions directly or overseeing actions conducted by potentially responsible parties. Additionally, the ERT performs appropriate sampling for toxic and other harmful effects in areas that have been impacted by a chemical release or toxic fire.

**EVA 3.4 Subprogram Summary**  
**UST AND LEAKING UST**  
 Laura Malone, Waste Programs Division Director  
 Waste Programs Division (602) 771-2300  
 A.R.S. Title 49, Chapter 6

**Mission:**

**EVA 3.5 Subprogram Summary**  
**WQARF**  
 Laura Malone, Waste Programs Division Director  
 Waste Programs Division (602) 771-2300  
 A.R.S §§ 49-281 to 49-298

**Mission:**

*To protect and enhance public health and the environment in Arizona.*

**Description:**

The subprogram evaluates potentially contaminated sites; reviews plans for and oversees privately-funded cleanup activities; investigates and remediates WQARF priority and preliminary investigation sites using state funds; identifies responsible parties; negotiates settlements with potentially responsible parties; develops evidence and data needed for cost recovery and settlement actions by the Attorney General's Office; provides funding to the Attorney General's Office, Arizona Department of Water Resources, Arizona Department of Health Services and political subdivisions for the purpose of assisting ADEQ with its remediation efforts; and administers the state's Prospective Purchaser Agreement (PPA) program.

◆ **Goal 1** To accelerate cleanups

- Objective:** 1 FY2022: Objectives are built into ADEQ's specific, quantifiable, and time-bound Performance Measures.

**2022 - 2024 ARIZONA MASTER LIST OF STATE GOVERNMENT PROGRAMS**

FY2023: Objectives are built into ADEQ's specific, quantifiable, and time-bound Performance Measures.

FY2024: Objectives are built into ADEQ's specific, quantifiable, and time-bound Performance Measures.

Performance Measures	FY 2022 Actual	FY 2023 Estimate	FY 2024 Estimate
Time to Implement Remedy (Years)	6.18	6.39	6.39

Explanation: The time, expressed in years, between when a contaminated site is initially identified until when actual remediation begins.

No. of known, ongoing, and unauthorized impacts to public health or the environment

	2	2	2
--	---	---	---

Explanation: No. of known, ongoing, and unauthorized impacts to public health or the environment

**EVA 3.6 Subprogram Summary**

**VOLUNTARY REMEDIATION**

Laura Malone, Waste Programs Division Director  
 Waste Programs Division (602) 771-2300  
 A.R.S §§ 49-171 to 49-188

**Mission:**

*To protect and enhance public health and the environment in Arizona.*

**Description:**

Through this subprogram, property owners, prospective purchasers and other interested parties investigate or clean up a contaminated site in cooperation with ADEQ. The Voluntary Remediation Program (VRP) provides results in a streamlined process; provides a single point of contact to address applicable cross-program remediation efforts; reviews voluntary remedial actions; evaluates potentially contaminated sites; reviews plans for and oversees privately-funded cleanup activities; provides closure documents for successful site remediation that is accepted by all relevant ADEQ programs; and administers the state's Declaration of Environmental Use Restriction (DEUR) Program.

◆ **Goal 1 To accelerate clean ups**

**Objective:** 1 FY2022: Objectives are built into ADEQ's specific, quantifiable, and time-bound Performance Measures.

FY2023: Objectives are built into ADEQ's specific, quantifiable, and time-bound Performance Measures.

FY2024: Objectives are built into ADEQ's specific, quantifiable, and time-bound Performance Measures.

Performance Measures	FY 2022 Actual	FY 2023 Estimate	FY 2024 Estimate
Time to Implement Remedy (Years)	3.15	3.23	3.23

Explanation: The time, expressed in years, between when a contaminated site is initially identified until when actual remediation begins.

No. of known, ongoing, and unauthorized impacts to public health or the environment

	4	4	4
--	---	---	---

Explanation: No. of known, ongoing, and unauthorized impacts to public health or the environment

**EVA 3.7 Subprogram Summary**

**BROWNFIELDS**

Laura Malone, Waste Programs Division Director  
 Waste Programs Division (602) 771-2300  
 A.R.S § 49-218

**Mission:**

*To protect and enhance public health and the environment in Arizona.*

**Description:**

The subprogram administers the state's Brownfield's initiatives; provides funding for Phase I and Phase II environmental site assessments or cleanup activities of abandoned or underutilized properties; develops and helps applicants with the grant process; hires and manages contractors; provides results of assessments and closure documents; and works with federal, state and local partnerships to support the creation of jobs and the redevelopment of underutilized properties across the state.

◆ **Goal 1 To accelerate clean ups**

**Objective:** 1 FY2022: Objectives are built into ADEQ's specific, quantifiable, and time-bound Performance Measures.

FY2023: Objectives are built into ADEQ's specific, quantifiable, and time-bound Performance Measures.

FY2024: Objectives are built into ADEQ's specific, quantifiable, and time-bound Performance Measures.

**EVA 3.8 Subprogram Summary**

**FEDERAL PROJECTS**

Laura Malone, Waste Programs Division Director  
 Waste Programs Division (602) 771-2300  
 A.R.S § 49-104

**Mission:**

*To protect and enhance public health and the environment in Arizona.*

**Description:**

The subprogram evaluates and ensures that federally contaminated sites within the state are investigated and remediated to the state's requirements and standards; provides state concurrence on federal oversight sites as per the National Contingency Plan (NCP); reviews plans for, monitors and oversees the Environmental Protection Agency's (EPA) Nation Priorities List (NPL) Superfund cleanup activities; reviews plans for and oversees Department of Defense (DoD) Army, Navy and Air Force funded cleanup activities, including DoD bomb target and base closures investigations and remediations; identifies responsible parties; negotiates settlements with potentially responsible parties; and develops evidence and data needed for cost recovery and settlement actions by the Attorney General's Office.

◆ **Goal 1 To accelerate clean ups**

**Objective:** 1 FY2022: Objectives are built into ADEQ's specific, quantifiable, and time-bound Performance Measures.

FY2023: Objectives are built into ADEQ's specific, quantifiable, and time-bound Performance Measures.

FY2024: Objectives are built into ADEQ's specific, quantifiable, and time-bound Performance Measures.

Performance Measures	FY 2022 Actual	FY 2023 Estimate	FY 2024 Estimate
No. of known, ongoing, and unauthorized impacts to public health or the environment.	5	4	4

Explanation: No. of known, ongoing, and unauthorized impacts to public health or the environment.

**EVA 4.0 Program Summary**

**WATER QUALITY**

Trevor Baggio, Water Quality Division Director  
 Water Quality Division (602) 771-2303  
 A.R.S. Title 49, Chapter 2

**Mission:**

*To protect and enhance public health and the environment in Arizona.*

**Description:**

The Water Quality Program ensures that regulated water systems deliver safe drinking water to customers; develops surface and groundwater quality standards; monitors and assesses the quality of surface and groundwater throughout the state; identifies water pollution problems and prepares plans to address them; regulates discharges to surface water and groundwater from wastewater treatment plants, mining operations, industrial facilities and stormwater through issuance of permits; investigates complaints and violations of Arizona's water quality laws, rules and permits; and works with federal, state and local partnerships within the state's watersheds to maintain and improve water quality.



**This Program Contains the following Subprograms:**

- ▶ Groundwater Protection
- ▶ Surface Water Protection
- ▶ Surface Water Quality Improvement Planning
- ▶ Safe Drinking Water
- ▶ Water Re-Use

**EVA 4.1 Subprogram Summary**  
**GROUNDWATER PROTECTION**  
 Trevor Baggione, Water Quality Division Director  
 Water Quality Division (602) 771-2300  
 A.R.S. §§ 49-201 to 49-391

**Mission:**

*To protect and enhance public health and the environment in Arizona.*

**Description:**

The Groundwater Protection Subprogram protects groundwater which is essential to Arizona’s safe drinking water supplies. The Aquifer Protection Permit program is designed to protect groundwater quality in Arizona’s aquifers by issuing permits to discharging facilities, conducting compliance inspections of permitted facilities and enforcing permit conditions. This program also registers drywells, reviews engineering design plans and issues construction approvals for on-site wastewater treatment facilities and sewage collections systems; and reviews subdivision plans to ensure adequate provision of water, wastewater and refuse services. The Groundwater Protection Subprogram also manages the pesticide contamination prevention program for agricultural use pesticides, monitors groundwater basins throughout the state and provides technical assistance to industry and the public.

◆ **Goal 1** To support environmentally responsible economic growth

**Objective:** 1 FY2022: Objectives are built into ADEQ’s specific, quantifiable, and time-bound Performance Measures.  
 FY2023: Objectives are built into ADEQ’s specific, quantifiable, and time-bound Performance Measures.  
 FY2024: Objectives are built into ADEQ’s specific, quantifiable, and time-bound Performance Measures.

Performance Measures	FY 2022 Actual	FY 2023 Estimate	FY 2024 Estimate
Compliance Rate (%)	71.7	83	83
Explanation:	Percent of compliance at the time of inspection. The minimum goal is the agenc goal.		
Return to Compliance Time (Days)	72.6	75	75
Explanation:	The average time it takes facilities to return to compliance on individual compliance conditions.		
Permit Lead Time (Days)	14.8	16.5	16.5
Explanation:	The number of calendar days between receipt of application and the decision to "grant" or "deny" the permit.		

◆ **Goal 2** To Accelerate Cleanups

**Objective:** 1 FY2022: Objectives are built into ADEQ’s specific, quantifiable, and time-bound Performance Measures.  
 FY2023: Objectives are built into ADEQ’s specific, quantifiable, and time-bound Performance Measures.  
 FY2024: Objectives are built into ADEQ’s specific, quantifiable, and time-bound Performance Measures.

Performance Measures	FY 2022 Actual	FY 2023 Estimate	FY 2024 Estimate
No. of known, ongoing, and unauthorized impacts to public health or the environment.	9	6	6
Explanation:	No. of known, ongoing, and unauthorized impacts (KOU1) to public health or the environment.		

**EVA 4.2 Subprogram Summary**  
**SURFACE WATER PROTECTION**  
 Trevor Baggione, Water Quality Division Director  
 Water Quality Division (602) 771-2300  
 A.R.S. §§ 49-201 to 49-391

**Mission:**

*To protect and enhance public health and the environment in Arizona.*

**Description:**

The Surface Water Protection subprogram protects water quality in Arizona’s streams, rivers, lakes and wetlands from point source pollution. Point source discharges include wastewater treatment plants, concentrated animal feeding operations, mining operations, industrial and commercial facilities, and stormwater discharges from construction and industrial sites. The Arizona Pollutant Discharge Elimination System (AZPDES) program issues permits to point source discharging facilities, conducts compliance inspections of permitted facilities and enforces permit conditions.

◆ **Goal 1** To support environmentally responsible economic growth

**Objective:** 1 FY2022: Objectives are built into ADEQ’s specific, quantifiable, and time-bound Performance Measures.  
 FY2023: Objectives are built into ADEQ’s specific, quantifiable, and time-bound Performance Measures.  
 FY2024: Objectives are built into ADEQ’s specific, quantifiable, and time-bound Performance Measures.

Performance Measures	FY 2022 Actual	FY 2023 Estimate	FY 2024 Estimate
Compliance Rate (%)	88.3	88	88
Explanation:	Percent of compliance at the time of inspection. The minimum goal is the agenc goal.		
Return to Compliance Time (Days)	59.7	50	50
Explanation:	The average time it takes facilities to return to compliance on individual compliance conditions.		
Permit Lead Time (Days)	3.5	3.6	3.6
Explanation:	The number of calendar days between receipt of application and the decision to "grant" or "deny" the permit.		

◆ **Goal 2** To Accelerate Cleanups

**Objective:** 1 FY2022: Objectives are built into ADEQ’s specific, quantifiable, and time-bound Performance Measures.  
 FY2023: Objectives are built into ADEQ’s specific, quantifiable, and time-bound Performance Measures.  
 FY2024: Objectives are built into ADEQ’s specific, quantifiable, and time-bound Performance Measures.

Performance Measures	FY 2022 Actual	FY 2023 Estimate	FY 2024 Estimate
No. of known, ongoing, and unauthorized impacts to public health or the environment.	2	1	1
Explanation:	No. of known, ongoing, and unauthorized impacts to public health or the environment.		

**EVA 4.3 Subprogram Summary**  
**SURFACE WATER QUALITY IMPROVEMENT PLANNING**  
 Trevor Baggione, Water Quality Division Director  
 Water Quality Division (602) 771-2300  
 A.R.S. §§ 49-201 to 49-391

**Mission:**

*To protect and enhance public health and the environment in Arizona.*

**Description:**

The Surface Water Improvement subprogram develops surface water quality standards; monitors and assesses surface water quality; identifies water pollution problems and sources; develops Total Maximum Daily Load (TMDL) “pollutant budgets” and works with permitted facilities, local stakeholder groups and land management agencies to develop implementation plans to help waters meet their beneficial uses and attain water quality standards; provides funding to support projects to reduce nonpoint source pollution from activities including agriculture, forestry, mining and recreation; conducts effectiveness monitoring to measure the effectiveness of implementation projects.

◆ **Goal 1** To enhance Arizona’s unique environment

**Objective:** 1 FY2022: Objectives are built into ADEQ’s specific, quantifiable, and time-bound Performance Measures.  
 FY2023: Objectives are built into ADEQ’s specific, quantifiable, and time-bound Performance Measures.  
 FY2024: Objectives are built into ADEQ’s specific, quantifiable, and time-bound Performance Measures.

**2022 - 2024 ARIZONA MASTER LIST OF STATE GOVERNMENT PROGRAMS**

Performance Measures.

Performance Measures	FY 2022 Actual	FY 2023 Estimate	FY 2024 Estimate
No. of Net Individual Pollutant Impairments in Surface Water Bodies	268	268	268
Explanation:	The number of waterbodies that are not meeting surface water quality standards broken down by individual pollutant of concern.		
Cumulative Number of Surface Water Impairments Removed by Pollutant	0	5	5
Explanation:	Cumulative Number of Surface Water Impairments Removed by Pollutant by Fiscal Year.		

**EVA 4.4 Subprogram Summary**

**SAFE DRINKING WATER**

Trevor Baggione, Water Quality Division Director  
 Drinking Water (602) 771-2321  
 A.R.S. §§ 49-351 to 49-360

**Mission:**

*To protect and enhance public health and the environment in Arizona.*

**Description:**

The Drinking Water Regulation program is federally mandated to ensure regulated public water systems provide safe drinking water to their customers. The program regulates public water systems based on state drinking water rules that are continually updated to conform to federally promulgated regulations. Staff reviews water system construction plans, conducts compliance inspections on drinking water systems, reviews water quality monitoring data, initiates enforcement actions in response to continued or significant noncompliance, and conducts outreach to educate stakeholders on regulatory requirements. The program also evaluates source waters to ascertain their susceptibility to contamination, promotes voluntary community programs aimed at protecting aquifers for drinking water use, and administers the monitoring assistance program to assist public water systems in complying with monitoring requirements under the federal safe drinking water act.

◆ **Goal 1** To support environmentally responsible economic growth

- Objective:** 1 FY2022: Objectives are built into ADEQ's specific, quantifiable, and time-bound Performance Measures.  
 FY2023: Objectives are built into ADEQ's specific, quantifiable, and time-bound Performance Measures.  
 FY2024: Objectives are built into ADEQ's specific, quantifiable, and time-bound Performance Measures.

Performance Measures	FY 2022 Actual	FY 2023 Estimate	FY 2024 Estimate
Compliance Rate (%)	42.4	70	70
Explanation:	Percent of compliance at the time of inspection. The minimum goal is the agenc goal.		
Return to Compliance Time (Days)	82.3	70	70
Explanation:	The average time it takes facilities to return to compliance on individual compliance conditions.		
Permit Lead Time (Days)	17.5	15	15
Explanation:	The number of calendar days between receipt of application and the decision to "grant" or "deny" the permit.		

◆ **Goal 2** To enhance Arizona's unique environment

- Objective:** 1 FY2022: Objectives are built into ADEQ's specific, quantifiable, and time-bound Performance Measures.  
 FY2023: Objectives are built into ADEQ's specific, quantifiable, and time-bound Performance Measures.  
 FY2024: Objectives are built into ADEQ's specific, quantifiable, and time-bound Performance Measures.

Performance Measures	FY 2022 Actual	FY 2023 Estimate	FY 2024 Estimate
Population served Healthy Drinking Water (%)	99.8	99	99
Explanation:	The percentage of Arizona citizens that are drinking water from public water systems that do not have a Safe Drinking Water Act exceedance of water quality parameters (such as Nitrate, Radium, Uranium, Florida, Lead, Copper, etc.)		
No. of Net Drinking Water Systems Serving Drinking Water Not Meeting Federal Standards	31	28	28
Explanation:	The number of public water systems in Arizona that are served drinking water that exceed a Safe Drinking Water Act health -based standard (such as Nitrate, Radium, Uranium, Fluoride, lead, copper, etc.)		

◆ **Goal 3** To Accelerate Cleanups

- Objective:** 1 FY2022: Objectives are built into ADEQ's specific, quantifiable, and time-bound Performance Measures.  
 FY2023: Objectives are built into ADEQ's specific, quantifiable, and time-bound Performance Measures.  
 FY2024: Objectives are built into ADEQ's specific, quantifiable, and time-bound Performance Measures.

Performance Measures	FY 2022 Actual	FY 2023 Estimate	FY 2024 Estimate
No. of known, ongoing, and unauthorized impacts to public health or the environment	31	28	28
Explanation:	No. of known, ongoing, and unauthorized impacts to public health or the environment		

**EVA 4.5 Subprogram Summary**

**WATER RE-USE**

Trevor Baggione, Water Quality Division Director  
 (602) 771-2300  
 A.R.S. § 49-203 (A) (6)

**Mission:**

*To protect and enhance public health and the environment in Arizona.*

**Description:**

The Reuse Water Regulation Program permits the beneficial use of treated wastewater from wastewater treatment plants. Use of this reclaimed water allows Arizona to conserve potable water sources for human consumption and domestic uses. The program regulates reclaimed water conveyances, issues general and individual permits to end users of reclaimed water, conducts compliance inspections of permitted facilities, and enforces permit conditions. Reclaimed Water Quality Standards are specified for five classes of reclaimed water. Standards are expressed as a combination of minimum treatment technology requirements and a limited set of numeric reclaimed water quality criteria.

◆ **Goal 1** To support environmentally responsible economic growth

- Objective:** 1 FY2022: Objectives are built into ADEQ's specific, quantifiable, and time-bound Performance Measures.  
 FY2023: Objectives are built into ADEQ's specific, quantifiable, and time-bound Performance Measures.  
 FY2024: Objectives are built into ADEQ's specific, quantifiable, and time-bound Performance Measures.

Performance Measures	FY 2022 Actual	FY 2023 Estimate	FY 2024 Estimate
Compliance Rate (%)	88.3	98	98
Explanation:	Percent of compliance at the time of inspection. The minimum goal is the agenc goal.		
Return to Compliance Time (Days)	15.7	50	50
Explanation:	The average time it takes facilities to return to compliance on individual compliance conditions.		
Permit Lead Time (Days)	9.6	7	7
Explanation:	The number of calendar days between receipt of application and the decision to "grant" or "deny" the permit.		

## Budget Related Performance Measures

### Department of Environmental Quality

<b>Program:</b>	1.0	SUPPORT
<b>Contact:</b>	Misael Cabrera, Director (602) 771-2203	
<b>2nd Contact:</b>		
<b>Statute:</b>	A.R.S. §§ 49-101 to 49-1106	

ML Budget Type Performance Measure	FY 2021 Actual	FY 2022 Estimate	FY 2022 Actual	FY 2023 Estimate	FY 2024 Estimate
<input type="checkbox"/> <input checked="" type="checkbox"/> EF Percent (%) of Services Available Online	47	53	N/A	N/A	N/A

<b>Subprogram:</b>	2.1	MONITORING & ASSESSMENT
<b>Contact:</b>	Daniel Czecholinski, Air Quality Division Director, Acting (602) 771-2300	
<b>2nd Contact:</b>		
<b>Statute:</b>	A.R.S. §§ 49-401 to 49-593	

ML Budget Type Performance Measure	FY 2021 Actual	FY 2022 Estimate	FY 2022 Actual	FY 2023 Estimate	FY 2024 Estimate
<input type="checkbox"/> <input checked="" type="checkbox"/> OC Population breathing Good Air (%) The number (percentage) of Arizona citizens that were not exposed to air of moderate or worse quality - an Air Quality Index (AQI) above 50 ( <a href="https://airnow.gov/index.cfm?action=aqibasics.aqi">https://airnow.gov/index.cfm?action=aqibasics.aqi</a> ).	98	99	99	N/A	N/A

<b>Subprogram:</b>	2.5	VEHICLE EMISSIONS CONTROL
<b>Contact:</b>	Daniel Czecholinski, Air Quality Division Director, Acting (602) 771-2308	
<b>2nd Contact:</b>		
<b>Statute:</b>	A.R.S. §§ 49-541 to 49-585	

ML Budget Type Performance Measure	FY 2021 Actual	FY 2022 Estimate	FY 2022 Actual	FY 2023 Estimate	FY 2024 Estimate
<input type="checkbox"/> <input checked="" type="checkbox"/> OC Compliance Rate for Vehicles (%) A vehicle is in compliance if it did not fail its initial emission inspection.	96.6	96	96.6	N/A	N/A

<b>Subprogram:</b>	3.5	WQARF
<b>Contact:</b>	Laura Malone, Waste Programs Division Director (602) 771-2300	
<b>2nd Contact:</b>		
<b>Statute:</b>	A.R.S §§ 49-281 to 49-298	

ML Budget Type Performance Measure	FY 2021 Actual	FY 2022 Estimate	FY 2022 Actual	FY 2023 Estimate	FY 2024 Estimate
<input type="checkbox"/> <input checked="" type="checkbox"/> OC Contaminated Sites Closed (%) Percentage of contaminated sites that are considered closed. This is signified by agency of de-listing or issuance "no further action" letters.	14.3	13.6	13.6	N/A	N/A

<b>Subprogram:</b>	4.4	SAFE DRINKING WATER
<b>Contact:</b>	Trevor Baggione, Water Quality Division Director (602) 771-2321	
<b>2nd Contact:</b>		
<b>Statute:</b>	A.R.S. §§ 49-351 to 49-360	

ML Budget Type Performance Measure	FY 2021 Actual	FY 2022 Estimate	FY 2022 Actual	FY 2023 Estimate	FY 2024 Estimate
<input checked="" type="checkbox"/> <input checked="" type="checkbox"/> OC Population served Healthy Drinking Water (%) The percentage of Arizona citizens that are drinking water from public water systems that do not have a Safe Drinking Water Act exceedance of water quality parameters (such as Nitrate, Radium, Uranium, Floride, Lead, Copper, etc.)	99	99	99.8	99	99

# Agency 5-Year Plan

**Issue 1** Too many drinking water systems and surface waters are not meeting federal standards and other drinking water systems are threatened by PFAS.

**Description:** Too many drinking water systems and surface waters are not meeting federal standards and other drinking water systems are threatened by PFAS.

**Solutions:**

Address Known, Ongoing, Unauthorized Impacts (KOU) to human health and the environment.

**Issue 2** Arizona passed a new Surface Water Protection Program and now must implement it.

**Description:** Arizona passed a new Surface Water Protection Program and now must implement it.

**Solutions:**

Develop and implement the Surface Water Protection Program

**Issue 3** Some systems of support are missing for sustaining a long term hybrid work environment.

**Description:** Some systems of support are missing for sustaining a long term hybrid work environment.

**Solutions:**

Improve staff support systems for a hybrid workplace.

**Issue 4** Arizona stakeholders want ADEQ to assume primacy over the federal Underground Injection Control and Coal Combustion Residuals Programs

**Description:** Arizona stakeholders want ADEQ to assume primacy over the federal Underground Injection Control and Coal Combustion Residuals Programs

**Solutions:**

Assume primacy of UIC and CCR Federal Programs

**Issue 5** Addressing Sunset Audit findings will require additional funding.

**Description:** Addressing Sunset Audit findings will require additional funding.

**Solutions:**

Address Sunset Audit findings and secure sustainable program funding.

**Issue 6** The multi-decade drought has created stakeholder demand to strengthen opportunities and guidance associated with recycled water.

**Description:** The multi-decade drought has created stakeholder demand to strengthen opportunities and guidance associated with recycled water.

**Solutions:**

Catalyze water recycling in Arizona.

**Issue 7** IIJA presents a once in a generation opportunity to improve Arizona's infrastructure and environment.

**Description:** IIJA presents a once in a generation opportunity to improve Arizona's infrastructure and environment.

**Solutions:**

Leverage IIJA for a Healthy Environment.

## Resource Assumptions

	FY2025 Estimate	FY2026 Estimate	FY2027 Estimate
<b>Full-Time Equivalent Positions</b>	589.7	589.7	589.7
<b>General Fund</b>	15,000.0	15,000.0	15,000.0
<b>Other Appropriated Funds</b>	92,502.3	92,502.3	92,502.3
<b>Non-Appropriated Funds</b>	75,873.2	75,873.2	75,873.2
<b>Federal Funds</b>	19,382.3	19,382.3	19,382.3



State of Arizona Federal Funds Statement

**Transmittal Statement**

Department of Environmental Quality

Governor Ducey:

This and the accompanying schedules constitute the Statement of Federal Funds for this agency for Fiscal Year 2024.

To the best of my knowledge all statements and explanations submitted are true and correct

Agency Head Signature \_\_\_\_\_

Grant Name	2022 Expenditures	2023 Expenditures	2024 Expenditures
Environmental Information Exchange Network Grant Program and Related	1.1	0.0	0.0
Environmental Information Exchange Network Grant Program and Related	0.0	200.0	200.0
Environmental Information Exchange Network Grant Program and Related	199.8	0.0	0.0
Environmental Information Exchange Network Grant Program and Related	70.6	100.0	100.0
Interagency Hazardous Materials Public Sector Training and Planning Grant	405.3	267.8	267.8
Leaking Underground Storage Tank Trust Fund Corrective Action Program	1,090.7	1,405.6	1,405.6
Multipurpose Grants to States and Tribes	2.2	0.0	0.0
Nonpoint Source Implementation Grants	285.7	29.7	29.7
Nonpoint Source Implementation Grants	0.0	500.0	500.0
Nonpoint Source Implementation Grants	4.4	732.2	732.2
Nonpoint Source Implementation Grants	443.3	212.4	212.4
Nonpoint Source Implementation Grants	218.4	43.3	43.3
Performance Partnership Grants	10,251.9	0.0	0.0
Performance Partnership Grants	0.0	9,737.2	9,737.2
Solid Waste Management Grants	9.6	3.9	3.9
State and Tribal Response Program Grants	881.9	978.3	978.3
State Memorandum of Agreement Program for the Reimbursement of Tech	818.6	0.0	0.0
Superfund State, Political Subdivision, and Indian Tribe Site-Specific Coope	51.2	60.9	60.9
Superfund State, Political Subdivision, and Indian Tribe Site-Specific Coope	0.0	1,893.3	1,893.3
Superfund State, Political Subdivision, and Indian Tribe Site-Specific Coope	450.8	1,781.0	1,781.0
Surveys, Studies, Research, Investigations, Demonstrations, and Special P	213.2	329.4	329.4
Surveys, Studies, Research, Investigations, Demonstrations, and Special P	47.3	0.0	0.0
Surveys, Studies, Research, Investigations, Demonstrations, and Special P	0.0	247.0	247.0
Underground Storage Tank (UST) Prevention, Detection, and Compliance P	437.0	497.5	497.5
Water Pollution Control State, Interstate, and Tribal Program Support	25.6	0.0	0.0
Water Pollution Control State, Interstate, and Tribal Program Support	168.9	0.0	0.0
Water Pollution Control State, Interstate, and Tribal Program Support	0.0	254.8	254.8

Prepared on: 8/31/2022

Dollars expressed in thousands.

Water Quality Management Planning	68.5	0.0	0.0
Water Quality Management Planning	18.7	108.0	108.0

## Listing of All Federal Funds by Grant

Agency: EVA Department of Environmental Quality

**Title:** Environmental Information Exchange Network Grant Program and Related Assistance  
**AFIS Grant No:** NIEN-18 **CFDA:** 66.608 **Grantor:** ENVIRONMENTAL PROTECTION AGENCY, ENV  
**Periodic:** One-Time **Start Date:** 10/1/2018 **End Date:** 9/30/2021  
**Type of Grant:** Competitive Fundin **If Other, Explain:** Administrative costs are permitted to be paid using this federal money:   
**Fed. % or \$ Cap:** **Source of Match:**  
**AFIS fund number where the grant is maintained:** 2000  
**Is this American Recovery and Reinvestment Act money (Stimulus)?** No  
**Is this from 2020 federal stimulus funding?** No

**Description:** The National Environmental Information Exchange Network (EN) is an inter-governmental partnership to foster better environmental management and decision-making through increased access to timely and high quality environmental information. The EN, launched in 2002, uses a standards-based approach to facilitate environmental data sharing among EPA, states, tribes and territories. This framework allows organizations to exchange and share data over the Internet regardless of the specific information technology used. The EN is the foundation for the E-Enterprise Initiative, also a joint state, tribal, territory and EPA partnership, launched in 2013. Its goals include expanding access to environmental data, personalizing the access experience through customized portals and re-engineering and streamlining regulatory information collection and reporting processes to achieve burden reduction and cost avoidance. Phase 1 of EN implementation focused on transforming the regulatory reporting processes of eight national data flows, by moving them from out-of-date reporting methods to standardized electronic reporting approaches based on EN data standards and technology. Phase 2, which was initiated in 2013, focuses on providing the data management and technology approaches needed by EPA and its co-regulators to collaboratively modernize and improve the implementation of environmental programs. This includes creating and using shared services, data publishing and EPA outbound services to increase access to EPA data, innovative collection, monitoring and analytical methods, and electronic reporting to states by the regulated community. The Exchange Network Grant Program provides funding for projects that develop the Network and enable timely, on-demand access to environmental data through innovative technologies, improved support systems, and expanded collaboration using shared tools and services EPA encourages applicants to propose projects that align with the principles of E-Enterprise for the Environment. Funding Priorities - Fiscal Year 2021: There are three funding areas for the FY 2021 EPA Exchange Network Grant Program: Funding Area 1: Increased Data Access and Innovative Business Processes. The opportunities under this funding area are designed to help agencies adopt innovative business processes and modernize the critical data services that power their systems and workflows. Funding Area 2: Eliminate paper submittals and expand e-reporting. The opportunities under this funding area are designed by EPA National Program Offices to help their stakeholders submit and share programmatic data for fourteen EPA programs. Funding Area 3: Augment the Information Management Capacity of EN Partners. The opportunities under this funding area are designed to enable applicants to build the IT and data management capacity necessary to effectively manage their environmental programs and to identify the most valuable ways for their programs to participate in the EN.

**Title:** Environmental Information Exchange Network Grant Program and Related Assistance  
**AFIS Grant No:** NIEN-21 **CFDA:** 66.608 **Grantor:** ENVIRONMENTAL PROTECTION AGENCY, ENV  
**Periodic:** Periodic Renewal **Start Date:** 10/1/2021 **End Date:** 9/30/2024  
**Type of Grant:** Formula Funding **If Other, Explain:** Administrative costs are permitted to be paid using this federal money:   
**Fed. % or \$ Cap:** 100 **Source of Match:**  
**AFIS fund number where the grant is maintained:** 2000  
**Is this American Recovery and Reinvestment Act money (Stimulus)?** No  
**Is this from 2020 federal stimulus funding?** No

**Description:** The National Environmental Information Exchange Network (EN) is an inter-governmental partnership to foster better environmental management and decision-making through increased access to timely and high quality environmental information. The EN, launched in 2002, uses a standards-based approach to facilitate environmental data sharing among EPA, states, tribes and territories. This framework allows organizations to exchange and share data over the Internet regardless of the specific information technology used. The EN is the foundation for the E-Enterprise Initiative, also a joint state, tribal, territory and EPA partnership, launched in 2013. Its goals include expanding access to environmental data, personalizing the access experience through customized portals and re-engineering and streamlining regulatory information collection and reporting processes to achieve burden reduction and cost avoidance. Phase 1 of EN implementation focused on transforming the regulatory reporting processes of eight national data flows, by moving them from out-of-date reporting methods to standardized electronic reporting approaches based on EN data standards and technology. Phase 2, which was initiated in 2013, focuses on providing the data management and technology approaches needed by EPA and its co-regulators to collaboratively modernize and improve the implementation of environmental programs. This includes creating and using shared services, data publishing and EPA outbound services to increase access to EPA data, innovative collection, monitoring and analytical methods, and electronic reporting to states by the regulated community. The Exchange Network Grant Program provides funding for projects that develop the Network and enable timely, on-demand access to environmental data through innovative technologies, improved support systems, and expanded collaboration using shared tools and services EPA encourages applicants to propose projects that align with the principles of E-Enterprise for the Environment. Funding Priorities - Fiscal Year 2021: There are three funding areas for the FY 2021 EPA Exchange Network Grant Program: Funding Area 1: Increased Data Access and Innovative Business Processes. The opportunities under this funding area are designed to help agencies adopt innovative business processes and modernize the critical data services that power their systems and workflows. Funding Area 2: Eliminate paper submittals and expand e-reporting. The opportunities under this funding area are designed by EPA National Program Offices to help their stakeholders submit and share programmatic data for fourteen EPA programs. Funding Area 3: Augment the Information Management Capacity of EN Partners. The opportunities under this funding area are designed to enable applicants to build the IT and data management capacity necessary to effectively manage their environmental programs and to identify the most valuable ways for their programs to participate in the EN.

**Title:** Environmental Information Exchange Network Grant Program and Related Assistance

## Listing of All Federal Funds by Grant

**Agency:** EVA Department of Environmental Quality

**AFIS Grant No:** NIEN-19      **CFDA:** 66.608      **Grantor:** ENVIRONMENTAL PROTECTION AGENCY, ENV  
**Periodic:** One-Time      **Start Date:** 10/1/2019      **End Date:** 9/30/2022  
**Type of Grant:** Competitive Fundin      **If Other, Explain:** **Administrative costs are permitted to be paid using this federal money:**   
**Fed. % or \$ Cap:**      **Source of Match:**  
**AFIS fund number where the grant is maintained:** 2000  
**Is this American Recovery and Reinvestment Act money (Stimulus)?** No  
**Is this from 2020 federal stimulus funding?** No

**Description:** The National Environmental Information Exchange Network (EN) is an inter-governmental partnership to foster better environmental management and decision-making through increased access to timely and high quality environmental information. The EN, launched in 2002, uses a standards-based approach to facilitate environmental data sharing among EPA, states, tribes and territories. This framework allows organizations to exchange and share data over the Internet regardless of the specific information technology used. The EN is the foundation for the E-Enterprise Initiative, also a joint state, tribal, territory and EPA partnership, launched in 2013. Its goals include expanding access to environmental data, personalizing the access experience through customized portals and re-engineering and streamlining regulatory information collection and reporting processes to achieve burden reduction and cost avoidance. Phase 1 of EN implementation focused on transforming the regulatory reporting processes of eight national data flows, by moving them from out-of-date reporting methods to standardized electronic reporting approaches based on EN data standards and technology. Phase 2, which was initiated in 2013, focuses on providing the data management and technology approaches needed by EPA and its co-regulators to collaboratively modernize and improve the implementation of environmental programs. This includes creating and using shared services, data publishing and EPA outbound services to increase access to EPA data, innovative collection, monitoring and analytical methods, and electronic reporting to states by the regulated community. The Exchange Network Grant Program provides funding for projects that develop the Network and enable timely, on-demand access to environmental data through innovative technologies, improved support systems, and expanded collaboration using shared tools and services EPA encourages applicants to propose projects that align with the principles of E-Enterprise for the Environment. Funding Priorities - Fiscal Year 2021: There are three funding areas for the FY 2021 EPA Exchange Network Grant Program: Funding Area 1: Increased Data Access and Innovative Business Processes. The opportunities under this funding area are designed to help agencies adopt innovative business processes and modernize the critical data services that power their systems and workflows. Funding Area 2: Eliminate paper submittals and expand e-reporting. The opportunities under this funding area are designed by EPA National Program Offices to help their stakeholders submit and share programmatic data for fourteen EPA programs. Funding Area 3: Augment the Information Management Capacity of EN Partners. The opportunities under this funding area are designed to enable applicants to build the IT and data management capacity necessary to effectively manage their environmental programs and to identify the most valuable ways for their programs to participate in the EN.

**Title:** Environmental Information Exchange Network Grant Program and Related Assistance  
**AFIS Grant No:** NIEN-20      **CFDA:** 66.608      **Grantor:** ENVIRONMENTAL PROTECTION AGENCY, ENV  
**Periodic:** One-Time      **Start Date:** 10/1/2020      **End Date:** 9/30/2023  
**Type of Grant:** Formula Funding      **If Other, Explain:** **Administrative costs are permitted to be paid using this federal money:**   
**Fed. % or \$ Cap:**      **Source of Match:**  
**AFIS fund number where the grant is maintained:** 2000  
**Is this American Recovery and Reinvestment Act money (Stimulus)?** No  
**Is this from 2020 federal stimulus funding?** No

**Description:** The National Environmental Information Exchange Network (EN) is an inter-governmental partnership to foster better environmental management and decision-making through increased access to timely and high quality environmental information. The EN, launched in 2002, uses a standards-based approach to facilitate environmental data sharing among EPA, states, tribes and territories. This framework allows organizations to exchange and share data over the Internet regardless of the specific information technology used. The EN is the foundation for the E-Enterprise Initiative, also a joint state, tribal, territory and EPA partnership, launched in 2013. Its goals include expanding access to environmental data, personalizing the access experience through customized portals and re-engineering and streamlining regulatory information collection and reporting processes to achieve burden reduction and cost avoidance. Phase 1 of EN implementation focused on transforming the regulatory reporting processes of eight national data flows, by moving them from out-of-date reporting methods to standardized electronic reporting approaches based on EN data standards and technology. Phase 2, which was initiated in 2013, focuses on providing the data management and technology approaches needed by EPA and its co-regulators to collaboratively modernize and improve the implementation of environmental programs. This includes creating and using shared services, data publishing and EPA outbound services to increase access to EPA data, innovative collection, monitoring and analytical methods, and electronic reporting to states by the regulated community. The Exchange Network Grant Program provides funding for projects that develop the Network and enable timely, on-demand access to environmental data through innovative technologies, improved support systems, and expanded collaboration using shared tools and services EPA encourages applicants to propose projects that align with the principles of E-Enterprise for the Environment. Funding Priorities - Fiscal Year 2021: There are three funding areas for the FY 2021 EPA Exchange Network Grant Program: Funding Area 1: Increased Data Access and Innovative Business Processes. The opportunities under this funding area are designed to help agencies adopt innovative business processes and modernize the critical data services that power their systems and workflows. Funding Area 2: Eliminate paper submittals and expand e-reporting. The opportunities under this funding area are designed by EPA National Program Offices to help their stakeholders submit and share programmatic data for fourteen EPA programs. Funding Area 3: Augment the Information Management Capacity of EN Partners. The opportunities under this funding area are designed to enable applicants to build the IT and data management capacity necessary to effectively manage their environmental programs and to identify the most valuable ways for their programs to participate in the EN.

**Title:** Interagency Hazardous Materials Public Sector Training and Planning Grants  
**AFIS Grant No:** HMEP2      **CFDA:** 20.703      **Grantor:** PIPELINE AND HAZARDOUS MATERIALS SAFE

## Listing of All Federal Funds by Grant

Agency: **EVA Department of Environmental Quality**

**Periodic:** On-going **Start Date:** 9/30/2019 **End Date:** 9/29/2022  
**Type of Grant:** Pass-Through Fundi **If Other, Explain:** **Administrative costs are permitted to be paid using this federal money:**   
**Fed. % or \$ Cap:** 100% **Source of Match:**  
**AFIS fund number where the grant is maintained:** 2000  
**Is this American Recovery and Reinvestment Act money (Stimulus)?** No  
**Is this from 2020 federal stimulus funding?** No  
**Description:** Hazardous Materials Emergency Preparedness Grant (HMEP): To increase State, local, territorial and tribal effectiveness to safely and efficiently handle hazardous materials accidents and incidents; enhance implementation of the Emergency Planning and Community Right-to-Know Act of 1986 (EPCRA); and encourage a comprehensive approach to emergency planning and training by incorporating response to transportation standards. Hazardous Materials Instructor Training Grant (HMIT): To facilitate a "train the trainer" program to train hazmat instructors who will then train hazmat employees in the proper handling of hazardous materials. Supplemental Public Sector Training Grants (SPST): to facilitate the training of instructors, thereby increasing the number of training instructors available to conduct hazardous materials responder training programs for individuals with statutory responsibility to respond to hazardous materials accidents and incidents. Assistance for Local Emergency Response Training Grant (ALERT): to promote hazmat response training for volunteer or remote emergency responders to respond to incidents or accidents involving the transportation of crude oil, ethanol and other flammable liquids by rail. Hazardous Materials Community Safety Grants (CS): to conduct national outreach and training programs to assist communities in preparing for and responding to accidents and incidents involving the transportation of hazardous materials, including Class 3 flammable liquids by rail; and train State and local personnel responsible for enforcing the safe transportation of hazardous materials, including Class 3 flammable liquids.

**Title:** **Leaking Underground Storage Tank Trust Fund Corrective Action Program**  
**AFIS Grant No:** LUST **CFDA:** 66.805 **Grantor:** ENVIRONMENTAL PROTECTION AGENCY, ENV  
**Periodic:** On-going **Start Date:** 7/1/2020 **End Date:** 6/30/2025  
**Type of Grant:** Formula Funding **If Other, Explain:** **Administrative costs are permitted to be paid using this federal money:**   
**Fed. % or \$ Cap:** 90% **Source of Match:** EV3450  
**AFIS fund number where the grant is maintained:** 2000  
**Is this American Recovery and Reinvestment Act money (Stimulus)?** No  
**Is this from 2020 federal stimulus funding?** No  
**Description:** To support state (including territories that are included in the definition of state in the Solid Waste Disposal Act) and tribal corrective action programs that address releases from underground storage tanks (USTs).Funding Priorities - Fiscal Year 2021 and Fiscal Year 2022: Cooperative agreements to states and tribes to support activities in making progress in cleaning up petroleum leaks by initiating and completing cleanups and reducing the backlog of sites not yet cleaned up. Cooperative agreements to states and tribes to support activities in making progress in cleaning up petroleum leaks by initiating and completing cleanups and reducing the backlog of sites not yet cleaned up. In FY 2022, at least 80 percent of LUST corrective action appropriated funds will be provided to states to carry out the LUST corrective action program. The priority in FY 2022 is to provide resources to states to perform core cleanup work, with a focus on cleaning up the highest priority sites.

**Title:** **Multipurpose Grants to States and Tribes**  
**AFIS Grant No:** MPAQD **CFDA:** 66.204 **Grantor:** ENVIRONMENTAL PROTECTION AGENCY, ENV  
**Periodic:** One-Time **Start Date:** 2/20/2020 **End Date:** 6/30/2021  
**Type of Grant:** Competitive Fundin **If Other, Explain:** **Administrative costs are permitted to be paid using this federal money:**   
**Fed. % or \$ Cap:** **Source of Match:**  
**AFIS fund number where the grant is maintained:** 2000  
**Is this American Recovery and Reinvestment Act money (Stimulus)?** No  
**Is this from 2020 federal stimulus funding?** No  
**Description:** Multipurpose Grants (MPGs) are intended to be used at state and tribal discretion, for high-priority activities to complement activities funded under established environmental statutes.Funding Priorities - Fiscal Year 2021: Funding is available to assist with the implementation of state and tribal-determined priority activities, complementing programs under established environmental statutes. States are encouraged to consider using MPG funds to address emerging contaminants such as PFAS. States may also direct the funds to address other important priorities such as advancing environmental justice and tackling climate change.

**Title:** **Nonpoint Source Implementation Grants**  
**AFIS Grant No:** NPS28 **CFDA:** 66.460 **Grantor:** ENVIRONMENTAL PROTECTION AGENCY, ENV  
**Periodic:** On-going **Start Date:** 10/1/2017 **End Date:** 9/30/2022  
**Type of Grant:** Formula Funding **If Other, Explain:** **Administrative costs are permitted to be paid using this federal money:**   
**Fed. % or \$ Cap:** 60% **Source of Match:** Local  
**AFIS fund number where the grant is maintained:** 2000  
**Is this American Recovery and Reinvestment Act money (Stimulus)?** No  
**Is this from 2020 federal stimulus funding?** No  
**Description:** To assist States, the District of Columbia, American Samoa, Guam, Northern Marianas, Puerto Rico, Virgin Islands (hereinafter referred to as States), and qualified Indian Tribes and intertribal consortia in implementing EPA-approved Section 319 nonpoint source management programs.Funding Priority - Fiscal Year 2021: EPA's funding priority is to award grants that implement a grant recipient's nonpoint

## Listing of All Federal Funds by Grant

Agency: EVA Department of Environmental Quality

source management program plan, particularly the development and implementation of watershed-based plans, focusing on watersheds with water quality impairments caused by nonpoint sources, which result in improved water quality in impaired waters. These watershed plans are a mechanism to coordinate monitoring and planning on a watershed basis and will build a foundation for effective implementation actions using federal and other funding. Nonpoint source implementation projects include best management practice (BMP) installation for animal wastes, sediment, pesticide and fertilizer control, a variety of other structural and non-structural practices, watershed planning, monitoring, watershed coordinators, technology demonstration, and a variety of education/outreach programs, among others.

**Title: Nonpoint Source Implementation Grants**

**AFIS Grant No:** NPS32      **CFDA:** 66.460      **Grantor:** ENVIRONMENTAL PROTECTION AGENCY, ENV  
**Periodic:** On-going      **Start Date:** 10/1/2021      **End Date:** 9/30/2026  
**Type of Grant:** Competitive Fundin      **If Other, Explain:**      **Administrative costs are permitted to be paid using this federal money:**   
**Fed. % or \$ Cap:** 60%      **Source of Match:** Local  
**AFIS fund number where the grant is maintained:** 2000  
**Is this American Recovery and Reinvestment Act money (Stimulus)?** No  
**Is this from 2020 federal stimulus funding?** No

**Description:** To assist States, the District of Columbia, American Samoa, Guam, Northern Marianas, Puerto Rico, Virgin Islands (hereinafter referred to as States), and qualified Indian Tribes and intertribal consortia in implementing EPA-approved Section 319 nonpoint source management programs. Funding Priority - Fiscal Year 2021: EPA's funding priority is to award grants that implement a grant recipient's nonpoint source management program plan, particularly the development and implementation of watershed-based plans, focusing on watersheds with water quality impairments caused by nonpoint sources, which result in improved water quality in impaired waters. These watershed plans are a mechanism to coordinate monitoring and planning on a watershed basis and will build a foundation for effective implementation actions using federal and other funding. Nonpoint source implementation projects include best management practice (BMP) installation for animal wastes, sediment, pesticide and fertilizer control, a variety of other structural and non-structural practices, watershed planning, monitoring, watershed coordinators, technology demonstration, and a variety of education/outreach programs, among others.

**Title: Nonpoint Source Implementation Grants**

**AFIS Grant No:** NPS31      **CFDA:** 66.460      **Grantor:** ENVIRONMENTAL PROTECTION AGENCY, ENV  
**Periodic:** On-going      **Start Date:** 10/1/2020      **End Date:** 9/25/2025  
**Type of Grant:** Formula Funding      **If Other, Explain:**      **Administrative costs are permitted to be paid using this federal money:**   
**Fed. % or \$ Cap:** 60%      **Source of Match:** Recipient & local  
**AFIS fund number where the grant is maintained:** 2000  
**Is this American Recovery and Reinvestment Act money (Stimulus)?** No  
**Is this from 2020 federal stimulus funding?** No

**Description:** To assist States, the District of Columbia, American Samoa, Guam, Northern Marianas, Puerto Rico, Virgin Islands (hereinafter referred to as States), and qualified Indian Tribes and intertribal consortia in implementing EPA-approved Section 319 nonpoint source management programs. Funding Priority - Fiscal Year 2021: EPA's funding priority is to award grants that implement a grant recipient's nonpoint source management program plan, particularly the development and implementation of watershed-based plans, focusing on watersheds with water quality impairments caused by nonpoint sources, which result in improved water quality in impaired waters. These watershed plans are a mechanism to coordinate monitoring and planning on a watershed basis and will build a foundation for effective implementation actions using federal and other funding. Nonpoint source implementation projects include best management practice (BMP) installation for animal wastes, sediment, pesticide and fertilizer control, a variety of other structural and non-structural practices, watershed planning, monitoring, watershed coordinators, technology demonstration, and a variety of education/outreach programs, among others.

**Title: Nonpoint Source Implementation Grants**

**AFIS Grant No:** NPS30      **CFDA:** 66.460      **Grantor:** ENVIRONMENTAL PROTECTION AGENCY, ENV  
**Periodic:** On-going      **Start Date:** 10/1/2019      **End Date:** 9/30/2024  
**Type of Grant:** Formula Funding      **If Other, Explain:**      **Administrative costs are permitted to be paid using this federal money:**   
**Fed. % or \$ Cap:** 60%      **Source of Match:** Local  
**AFIS fund number where the grant is maintained:** 2000  
**Is this American Recovery and Reinvestment Act money (Stimulus)?** No  
**Is this from 2020 federal stimulus funding?** No

**Description:** To assist States, the District of Columbia, American Samoa, Guam, Northern Marianas, Puerto Rico, Virgin Islands (hereinafter referred to as States), and qualified Indian Tribes and intertribal consortia in implementing EPA-approved Section 319 nonpoint source management programs. Funding Priority - Fiscal Year 2021: EPA's funding priority is to award grants that implement a grant recipient's nonpoint source management program plan, particularly the development and implementation of watershed-based plans, focusing on watersheds with water quality impairments caused by nonpoint sources, which result in improved water quality in impaired waters. These watershed plans are a mechanism to coordinate monitoring and planning on a watershed basis and will build a foundation for effective implementation actions using federal and other funding. Nonpoint source implementation projects include best management practice (BMP) installation for animal wastes, sediment, pesticide and fertilizer control, a variety of other structural and non-structural practices, watershed planning, monitoring, watershed coordinators, technology demonstration, and a variety of education/outreach programs, among others.

**Title: Nonpoint Source Implementation Grants**

**AFIS Grant No:** NPS29      **CFDA:** 66.460      **Grantor:** ENVIRONMENTAL PROTECTION AGENCY, ENV



## Listing of All Federal Funds by Grant

Agency: **EVA Department of Environmental Quality**

**Periodic:** On-going      **Start Date:** 10/1/2018      **End Date:** 9/30/2023  
**Type of Grant:** Formula Funding      **If Other, Explain:**      **Administrative costs are permitted to be paid using this federal money:**   
**Fed. % or \$ Cap:** 60%      **Source of Match:** Local/State Match (WQARF)  
**AFIS fund number where the grant is maintained:** 2000  
**Is this American Recovery and Reinvestment Act money (Stimulus)?** No  
**Is this from 2020 federal stimulus funding?** No  
**Description:** To assist States, the District of Columbia, American Samoa, Guam, Northern Marianas, Puerto Rico, Virgin Islands (hereinafter referred to as States), and qualified Indian Tribes and intertribal consortia in implementing EPA-approved Section 319 nonpoint source management programs. Funding Priority - Fiscal Year 2021: EPA's funding priority is to award grants that implement a grant recipient's nonpoint source management program plan, particularly the development and implementation of watershed-based plans, focusing on watersheds with water quality impairments caused by nonpoint sources, which result in improved water quality in impaired waters. These watershed plans are a mechanism to coordinate monitoring and planning on a watershed basis and will build a foundation for effective implementation actions using federal and other funding. Nonpoint source implementation projects include best management practice (BMP) installation for animal wastes, sediment, pesticide and fertilizer control, a variety of other structural and non-structural practices, watershed planning, monitoring, watershed coordinators, technology demonstration, and a variety of education/outreach programs, among others.

**Title:** Performance Partnership Grants  
**AFIS Grant No:** PPG      **CFDA:** 66.605      **Grantor:** ENVIRONMENTAL PROTECTION AGENCY, ENV  
**Periodic:** On-going      **Start Date:** 7/1/2020      **End Date:** 6/30/2022  
**Type of Grant:** Formula Funding      **If Other, Explain:**      **Administrative costs are permitted to be paid using this federal money:**   
**Fed. % or \$ Cap:** 50%      **Source of Match:** WQFF, WQARF, SDWF, VEI  
**AFIS fund number where the grant is maintained:** 2000  
**Is this American Recovery and Reinvestment Act money (Stimulus)?** No  
**Is this from 2020 federal stimulus funding?** No  
**Description:** Improving EPA's partnership with the States and Tribes is critical to accelerating environmental outcomes. Performance Partnership Grants (PPGs) are the cornerstone of the National Environmental Performance Partnership System (NEPPS) -- EPA's strategy to strengthen partnerships and build a results-based management system. PPGs are innovative grant delivery tools that allow States and Tribes to combine up to 19 eligible State and Tribal Assistance Grants (STAG) grants into a single grant with a single budget. PPGs can reduce administrative transaction costs, provide the flexibility to direct resources toward the highest priority environmental problems, and support cross-media approaches and initiatives. EPA's overarching goal is to optimize the leveraging power of PPGs to focus strategically on the joint priorities of EPA, States and Tribes. PPGs do not include any funding in addition to the state and tribal assistance grants provided under other statutory authorities. Improving EPA's partnership with the States and Tribes is critical to accelerating environmental outcomes. Performance Partnership Grants (PPGs) are the cornerstone of the National Environmental Performance Partnership System (NEPPS) -- EPA's strategy to strengthen partnerships and build a results-based management system. PPGs are innovative grant delivery tools that allow States and Tribes to combine up to 19 eligible State and Tribal Assistance Grants (STAG) grants into a single grant with a single budget. PPGs can reduce administrative transaction costs, provide the flexibility to direct resources toward the highest priority environmental problems, and support cross-media approaches and initiatives. EPA's overarching goal is to optimize the leveraging power of PPGs to focus strategically on the joint priorities of EPA, States and Tribes. PPGs do not include any funding in addition to the state and tribal assistance grants provided under other statutory authorities. Please visit "Implementing Performance Partnerships", (found at: <https://www.epa.gov/ocir/nepps-implementing-performance-partnerships>) to view a list of all 19 environmental program grants eligible for inclusion in a PPG. Funding Priorities - Fiscal Year 2021: EPA headquarters and the Regional offices will give priority to flexibility and opportunities to work collaboratively with the States and Tribes. The Agency will continue to focus on achieving its goals for implementing NEPPS and Performance Partnership Grants (PPGs) which serve to: (1) strengthen partnerships between EPA, the States, Tribes and interstate agencies through joint planning, priority setting efficient and effective management of federal-state resources; (2) provide States, Tribes, and interstate agencies with flexibility to direct resources where they are needed to address environmental and public health priorities; (3) link program activities more effectively with environmental and public health goals and environmental outcomes; (4) foster implementation of innovative approaches such as pollution prevention, ecosystem management, and community-based environmental protection strategies; and (5) provide savings by streamlining administrative requirements.

**Title:** Performance Partnership Grants  
**AFIS Grant No:** PPG001      **CFDA:** 66.605      **Grantor:** ENVIRONMENTAL PROTECTION AGENCY, ENV  
**Periodic:** One-Time      **Start Date:** 7/1/2022      **End Date:** 6/30/2024  
**Type of Grant:** Competitive Fundin      **If Other, Explain:**      **Administrative costs are permitted to be paid using this federal money:**   
**Fed. % or \$ Cap:** 50      **Source of Match:** WQFF,SDWF,WQARF, VEI, HW  
**AFIS fund number where the grant is maintained:** 200  
**Is this American Recovery and Reinvestment Act money (Stimulus)?** No  
**Is this from 2020 federal stimulus funding?** No  
**Description:** Improving EPA's partnership with the States and Tribes is critical to accelerating environmental outcomes. Performance Partnership Grants (PPGs) are the cornerstone of the National Environmental Performance Partnership System (NEPPS) -- EPA's strategy to strengthen partnerships and build a results-based management system. PPGs are innovative grant delivery tools that allow States and Tribes to combine up to 19 eligible State and Tribal Assistance Grants (STAG) grants into a single grant with a single budget. PPGs can reduce administrative transaction costs, provide the flexibility to direct resources toward the highest priority environmental problems, and support cross-media approaches and initiatives. EPA's overarching goal is to optimize the leveraging power of PPGs to focus strategically on the joint priorities of EPA, States and Tribes. PPGs do not include any funding in addition to the state and tribal assistance grants provided under other statutory

## Listing of All Federal Funds by Grant

Agency: EVA Department of Environmental Quality

authorities. Improving EPA's partnership with the States and Tribes is critical to accelerating environmental outcomes. Performance Partnership Grants (PPGs) are the cornerstone of the National Environmental Performance Partnership System (NEPPS) -- EPA's strategy to strengthen partnerships and build a results-based management system. PPGs are innovative grant delivery tools that allow States and Tribes to combine up to 19 eligible State and Tribal Assistance Grants (STAG) grants into a single grant with a single budget. PPGs can reduce administrative transaction costs, provide the flexibility to direct resources toward the highest priority environmental problems, and support cross-media approaches and initiatives. EPA's overarching goal is to optimize the leveraging power of PPGs to focus strategically on the joint priorities of EPA, States and Tribes. PPGs do not include any funding in addition to the state and tribal assistance grants provided under other statutory authorities. Please visit "Implementing Performance Partnerships", (found at: <https://www.epa.gov/ocir/nepps-implementing-performance-partnerships>) to view a list of all 19 environmental program grants eligible for inclusion in a PPG. Funding Priorities - Fiscal Year 2021: EPA headquarters and the Regional offices will give priority to flexibility and opportunities to work collaboratively with the States and Tribes. The Agency will continue to focus on achieving its goals for implementing NEPPS and Performance Partnership Grants (PPGs) which serve to: (1) strengthen partnerships between EPA, the States, Tribes and interstate agencies through joint planning, priority setting efficient and effective management of federal-state resources; (2) provide States, Tribes, and interstate agencies with flexibility to direct resources where they are needed to address environmental and public health priorities; (3) link program activities more effectively with environmental and public health goals and environmental outcomes; (4) foster implementation of innovative approaches such as pollution prevention, ecosystem management, and community-based environmental protection strategies; and (5) provide savings by streamlining administrative requirements.

**Title:** Solid Waste Management Grants

**AFIS Grant No:** ASU1 **CFDA:** 10.762 **Grantor:** RURAL UTILITIES SERVICE, AGRICULTURE, D

**Periodic:** One-Time **Start Date:** 10/1/2021 **End Date:** 9/30/2022

**Type of Grant:** Competitive Fundin **If Other, Explain:** Administrative costs are permitted to be paid using this federal money:

**Fed. % or \$ Cap:** 100 **Source of Match:**

**AFIS fund number where the grant is maintained:**

**Is this American Recovery and Reinvestment Act money (Stimulus)?** No

**Is this from 2020 federal stimulus funding?** No

**Description:** To reduce or eliminate pollution of water resources and improve planning and management of solid waste disposal facilities in rural areas.

**Title:** State and Tribal Response Program Grants

**AFIS Grant No:** SRG **CFDA:** 66.817 **Grantor:** ENVIRONMENTAL PROTECTION AGENCY, ENV

**Periodic:** On-going **Start Date:** 7/1/2018 **End Date:** 6/30/2023

**Type of Grant:** Formula Funding **If Other, Explain:** Administrative costs are permitted to be paid using this federal money:

**Fed. % or \$ Cap:** 100% **Source of Match:**

**AFIS fund number where the grant is maintained:** 2000

**Is this American Recovery and Reinvestment Act money (Stimulus)?** No

**Is this from 2020 federal stimulus funding?** No

**Description:** EPA's CERCLA Section 128(a) grant program funds activities that establish or enhance state and tribal response program capacity, capitalize revolving loan funds (RLFs), and support insurance mechanisms. The goal of this funding is to provide financial support to establish and enhance the four elements of an effective state or tribal response program as specified in CERCLA Section 128 and to ensure that states and tribes maintain a public record of sites included in their programs. In addition, the CERCLA Section 128(a) grant program provides technical assistance funding for training and research to small communities, Indian tribes, rural communities, and disadvantaged areas as defined in Section 128(a)(1)(B)(III)(iv). Funding Priorities - Fiscal Year 2022: Funding will be prioritized as follows: (1) Funding for program development activities to establish or enhance the four elements of a state or tribal response program and to enable states and tribes to comply with the public record requirement, including activities related to institutional controls. (States and tribes that have established one or more of the four elements will not be prejudiced in funding distributions if their work plan includes activities that enhance the four elements. States with Voluntary Cleanup Program Memorandum of Agreement will not be prejudiced in funding distributions if their work plan does not include tasks related to establishing or enhancing the four elements.) (2) Funding for program development activities to enhance the response program or the cleanup capacity of a state or tribal response program. (3) Funding for site-specific activities at eligible brownfields sites. (4) Funding for environmental insurance mechanisms. (5) Funding to capitalize brownfields cleanup RLFs. In addition, pursuant to Section 128(a)(1)(B)(ii)(III), the program will allocate up to \$1.5 M of CERCLA 104(k) funding for technical assistance grants to small communities, Indian tribes, rural areas, or disadvantaged areas to carry out activities described in Section 9604(k)(7)(A). The maximum amount of technical assistance funding to support an individual community is \$20,000.

**Title:** State Memorandum of Agreement Program for the Reimbursement of Technical Services

**AFIS Grant No:** DOD **CFDA:** 12.113 **Grantor:** DEPT OF THE ARMY, DEPT OF DEFENSE

**Periodic:** On-going **Start Date:** 7/1/2020 **End Date:** 6/30/2022

**Type of Grant:** Continuation Fundi **If Other, Explain:** Administrative costs are permitted to be paid using this federal money:

**Fed. % or \$ Cap:** 100% **Source of Match:**

**AFIS fund number where the grant is maintained:** 2000

**Is this American Recovery and Reinvestment Act money (Stimulus)?** No

**Is this from 2020 federal stimulus funding?** No

**Description:** To reimburse each State and territory for their costs incurred by providing technical services in support of Department of Defense Environmental Restoration Program activities. This program seeks to facilitate State and territory participation in expediting cleanup at DoD



## Listing of All Federal Funds by Grant

Agency: EVA Department of Environmental Quality

hazardous waste sites, and to foster relations between States, military services, Defense agencies and DoD.

**Title:** Superfund State, Political Subdivision, and Indian Tribe Site-Specific Cooperative Agreements

**AFIS Grant No:** PASI **CFDA:** 66.802 **Grantor:** ENVIRONMENTAL PROTECTION AGENCY, ENV

**Periodic:** One-Time **Start Date:** 7/1/2021 **End Date:** 6/30/2023

**Type of Grant:** Competitive Fundin **If Other, Explain:** Administrative costs are permitted to be paid using this federal money:

**Fed. % or \$ Cap:** 100 **Source of Match:**

**AFIS fund number where the grant is maintained:** 2000

**Is this American Recovery and Reinvestment Act money (Stimulus)?** No

**Is this from 2020 federal stimulus funding?** No

**Description:** To (1) conduct site characterization activities at potential or confirmed hazardous waste sites; (2) undertake response planning and implementation actions at sites on the National Priorities List (NPL) to clean up the hazardous waste sites that are found to pose hazards to human health; and (3) effectively implement the statutory requirements of CERCLA 121(f) which mandates substantial and meaningful State involvement. Funding Priorities - Fiscal Year 2021: Funding must be used at specific hazardous waste sites to: (1) conduct non-time critical removal actions; (2) perform site characterization activities such as preliminary assessments, site inspections, remedial investigations, feasibility studies, and remedial design activities at potential or confirmed hazardous waste sites; (3) conduct remedial actions (i.e., cleanup) at uncontrolled hazardous waste sites as listed on the National Priorities List (NPL); (4) support CERCLA implementation activities; (5) identify Potentially Responsible Parties (PRPs); (6) conduct settlement negotiations; (7) take enforcement actions against PRPs; and (8) oversee PRP cleanups.

**Title:** Superfund State, Political Subdivision, and Indian Tribe Site-Specific Cooperative Agreements

**AFIS Grant No:** DOD01 **CFDA:** 66.802 **Grantor:** ENVIRONMENTAL PROTECTION AGENCY, ENV

**Periodic:** One-Time **Start Date:** 7/1/2022 **End Date:** 6/30/2024

**Type of Grant:** Competitive Fundin **If Other, Explain:** Administrative costs are permitted to be paid using this federal money:

**Fed. % or \$ Cap:** 100% **Source of Match:**

**AFIS fund number where the grant is maintained:** 2000

**Is this American Recovery and Reinvestment Act money (Stimulus)?** No

**Is this from 2020 federal stimulus funding?** No

**Description:** To (1) conduct site characterization activities at potential or confirmed hazardous waste sites; (2) undertake response planning and implementation actions at sites on the National Priorities List (NPL) to clean up the hazardous waste sites that are found to pose hazards to human health; and (3) effectively implement the statutory requirements of CERCLA 121(f) which mandates substantial and meaningful State involvement. Funding Priorities - Fiscal Year 2021: Funding must be used at specific hazardous waste sites to: (1) conduct non-time critical removal actions; (2) perform site characterization activities such as preliminary assessments, site inspections, remedial investigations, feasibility studies, and remedial design activities at potential or confirmed hazardous waste sites; (3) conduct remedial actions (i.e., cleanup) at uncontrolled hazardous waste sites as listed on the National Priorities List (NPL); (4) support CERCLA implementation activities; (5) identify Potentially Responsible Parties (PRPs); (6) conduct settlement negotiations; (7) take enforcement actions against PRPs; and (8) oversee PRP cleanups.

**Title:** Superfund State, Political Subdivision, and Indian Tribe Site-Specific Cooperative Agreements

**AFIS Grant No:** MSCA **CFDA:** 66.802 **Grantor:** ENVIRONMENTAL PROTECTION AGENCY, ENV

**Periodic:** On-going **Start Date:** 7/1/2020 **End Date:** 6/30/2024

**Type of Grant:** Continuation Fundi **If Other, Explain:** Administrative costs are permitted to be paid using this federal money:

**Fed. % or \$ Cap:** 100% **Source of Match:**

**AFIS fund number where the grant is maintained:** 2000

**Is this American Recovery and Reinvestment Act money (Stimulus)?** No

**Is this from 2020 federal stimulus funding?** No

**Description:** To (1) conduct site characterization activities at potential or confirmed hazardous waste sites; (2) undertake response planning and implementation actions at sites on the National Priorities List (NPL) to clean up the hazardous waste sites that are found to pose hazards to human health; and (3) effectively implement the statutory requirements of CERCLA 121(f) which mandates substantial and meaningful State involvement. Funding Priorities - Fiscal Year 2021: Funding must be used at specific hazardous waste sites to: (1) conduct non-time critical removal actions; (2) perform site characterization activities such as preliminary assessments, site inspections, remedial investigations, feasibility studies, and remedial design activities at potential or confirmed hazardous waste sites; (3) conduct remedial actions (i.e., cleanup) at uncontrolled hazardous waste sites as listed on the National Priorities List (NPL); (4) support CERCLA implementation activities; (5) identify Potentially Responsible Parties (PRPs); (6) conduct settlement negotiations; (7) take enforcement actions against PRPs; and (8) oversee PRP cleanups.

**Title:** Surveys, Studies, Research, Investigations, Demonstrations, and Special Purpose Activities Relating to the Clean Air Act

**AFIS Grant No:** PM2A5 **CFDA:** 66.034 **Grantor:** ENVIRONMENTAL PROTECTION AGENCY, ENV

**Periodic:** On-going **Start Date:** 4/1/2020 **End Date:** 3/31/2022

## Listing of All Federal Funds by Grant

Agency: **EVA Department of Environmental Quality**

**Type of Grant:** Competitive Fundin **If Other, Explain:** **Administrative costs are permitted to be paid using this federal money:**   
**Fed. % or \$ Cap:** 100% **Source of Match:**

**AFIS fund number where the grant is maintained:** 2000

**Is this American Recovery and Reinvestment Act money (Stimulus)?** No  
**Is this from 2020 federal stimulus funding?** No

**Description:** To support Surveys, Studies, Research, Investigations, Demonstrations and Special Purpose assistance relating to the causes, effects (including health and welfare effects), extent, prevention, and control of air pollution to include such topics as air quality, acid deposition, global programs, indoor environments, radiation, mobile source technology and community-driven approaches to transportation and emissions reduction. Projects should also focus on addressing environmental justice (EJ) concerns in communities. EJ is the fair treatment and meaningful involvement of all people regardless of race, color, national origin, or income with respect to the development, implementation, and enforcement of environmental laws, regulations, and policies. Funding Priorities - Fiscal Year 2021: (1) Global Green Freight Supply Chain Demonstration program provides technical support, management and oversight in implementing outreach, analysis and capacity building for international green freight programs. The goal is to aid nations seeking to develop sustainable freight transport and increase efficiencies to reduce greenhouse gases and black carbon. (2) The NATTS program will continue to operate and maintain the national air toxics trends stations. The program also includes four supplemental program components: quality assurance, methods and instrumentation, sample and equipment shipping and handling, and data analyses using all available ambient air quality data for toxics with special emphasis on observations from the NATTS and community-scale monitoring programs. A community-scale ambient air toxics competition was conducted in FY2020 with award dates that were completed in FY2021. (3) The Climate Change Division supports the Atmospheric Protection Program by developing and delivering data, analysis, and technical information to industries, states, communities and tribes to identify technologies and strategies to meet Clean Air Act obligations and other statutory requirements. This includes a range of activities such as managing the annual data reporting, verification and publication of greenhouse gas (GHG) data and compiling the "Inventory of U.S. Greenhouse Gas Emissions and Sinks;" implementing partnership programs targeting non-CO2 GHGs; developing analysis and support related to GHG emissions, technologies, economics, science, and policy across key sectors; applying the latest GHG emissions impacts and science information in policy contexts; conducting comprehensive economic analysis of GHG and energy policies; advancing understanding of the key mitigation technologies; general policy and analysis; and coordinating communication. (4) The Climate Protection Partnerships Division supports the Atmospheric Protection Program by developing and implementing partnership programs which are designed to capitalize on the cost-effective opportunities consumers, businesses, state and local governments have to invest in technologies, policies, and practices that reduce emissions of greenhouse gases and other air pollutants. CPPD programs work by overcoming widely-acknowledged market barriers, providing objective and rigorous information, tools, and resources, and motivating and recognizing leading action. These programs include ENERGY STAR - the government-backed symbol for energy efficiency - which provides simple, credible, and unbiased information that consumers and businesses rely on to make well-informed decisions that help them reduce energy use aFine Particle (PM2.5) Monitoring. The PM2.5 monitoring network includes three well-established components: the network of filter-based monitors used for comparison to the National Ambient Air Quality Standards (NAAQS); continuous mass monitors used primarily for public reporting of the Air Quality Index, but also for comparison to the NAAQS when continuous FEM monitors are employed; and speciation samplers operated as part of the Chemical Speciation Network (CSN) program that are used to characterize the chemical composition that makes up fine particulate matter. The CSN includes the Speciation Trends Network and supplemental speciation sites.nd save money while protecting the environment. (5) Fine Particle (PM2.5) Monitoring. The PM2.5 monitoring network includes three well-established components: the network of filter-based monitors used for comparison to the National Ambient Air Quality Standards (NAAQS); continuous mass monitors used primarily for public reporting of the Air Quality Index, but also for comparison to the NAAQS when continuous FEM monitors are employed; and speciation samplers operated as part of the Chemical Speciation Network (CSN) program that are used to characterize the chemical composition that makes up fine particulate matter. The CSN includes the Speciation Trends Network and supplemental speciation sites. (6) National Internet-based On-Board Diagnostics (OBD) Information Exchange-National OBD Clearinghouse. To support an information clearinghouse which provides state vehicle emission inspection and maintenance (I/M) programs with technical information needed to successfully implement onboard diagnostic (OBD) testing. (7) Indoor Environments: state and local asthma program capacity building to secure sustainable financing for home-based environmental interventions for low income and minority communities; education and outreach to the public, and technical assistance to states and tribes, to foster radon testing and mitigation in homes and schools; technical support to state IAQ programs, and communities, to foster adoption and spread of IAQ risk reduction policies and programs for residential and commercial (schools) buildings, with a focus on low income communities; support to the household energy sector to promote the adoption of clean cooking and heating technologies and implementation of cookstove design and performance standards. (8) Student Program for Research In Transportation and the Environment (SPRITE) Grant provides opportunities for senior-level undergraduate students to engage in transportation, greenhouse gas emissions, and environmental policy research, MIDAS will develop and administer a comprehensive educational program during the 2020-2021 academic year at the University of Michigan, Ann Arbor that will satisfy all three requested components as requested by the EPA. (9) Other potential research or special purpose projects related to the causes, effects, extent, prevention, and control of air pollution.

**Title:** Surveys, Studies, Research, Investigations, Demonstrations, and Special Purpose Activities Relating to the Clean Air Act

**AFIS Grant No:** NATTS **CFDA:** 66.034 **Grantor:** ENVIRONMENTAL PROTECTION AGENCY, ENV  
**Periodic:** On-going **Start Date:** 7/1/2017 **End Date:** 6/30/2022

**Type of Grant:** Competitive Fundin **If Other, Explain:** **Administrative costs are permitted to be paid using this federal money:**   
**Fed. % or \$ Cap:** 100% **Source of Match:**

**AFIS fund number where the grant is maintained:** 2000

**Is this American Recovery and Reinvestment Act money (Stimulus)?** No  
**Is this from 2020 federal stimulus funding?** No

**Description:** To support Surveys, Studies, Research, Investigations, Demonstrations and Special Purpose assistance relating to the causes, effects (including health and welfare effects), extent, prevention, and control of air pollution to include such topics as air quality, acid deposition, global programs, indoor environments, radiation, mobile source technology and community-driven approaches to transportation and

# Listing of All Federal Funds by Grant

**Agency:** EVA Department of Environmental Quality

emissions reduction. Projects should also focus on addressing environmental justice (EJ) concerns in communities. EJ is the fair treatment and meaningful involvement of all people regardless of race, color, national origin, or income with respect to the development, implementation, and enforcement of environmental laws, regulations, and policies. Funding Priorities - Fiscal Year 2021: (1) Global Green Freight Supply Chain Demonstration program provides technical support, management and oversight in implementing outreach, analysis and capacity building for international green freight programs. The goal is to aid nations seeking to develop sustainable freight transport and increase efficiencies to reduce greenhouse gases and black carbon. (2) The NATTS program will continue to operate and maintain the national air toxics trends stations. The program also includes four supplemental program components: quality assurance, methods and instrumentation, sample and equipment shipping and handling, and data analyses using all available ambient air quality data for toxics with special emphasis on observations from the NATTS and community-scale monitoring programs. A community-scale ambient air toxics competition was conducted in FY2020 with award dates that were completed in FY2021. (3) The Climate Change Division supports the Atmospheric Protection Program by developing and delivering data, analysis, and technical information to industries, states, communities and tribes to identify technologies and strategies to meet Clean Air Act obligations and other statutory requirements. This includes a range of activities such as managing the annual data reporting, verification and publication of greenhouse gas (GHG) data and compiling the "Inventory of U.S. Greenhouse Gas Emissions and Sinks;" implementing partnership programs targeting non-CO2 GHGs; developing analysis and support related to GHG emissions, technologies, economics, science, and policy across key sectors; applying the latest GHG emissions impacts and science information in policy contexts; conducting comprehensive economic analysis of GHG and energy policies; advancing understanding of the key mitigation technologies; general policy and analysis; and coordinating communication. (4) The Climate Protection Partnerships Division supports the Atmospheric Protection Program by developing and implementing partnership programs which are designed to capitalize on the cost-effective opportunities consumers, businesses, state and local governments have to invest in technologies, policies, and practices that reduce emissions of greenhouse gases and other air pollutants. CPPD programs work by overcoming widely-acknowledged market barriers, providing objective and rigorous information, tools, and resources, and motivating and recognizing leading action. These programs include ENERGY STAR - the government-backed symbol for energy efficiency - which provides simple, credible, and unbiased information that consumers and businesses rely on to make well-informed decisions that help them reduce energy use. (5) Fine Particle (PM2.5) Monitoring. The PM2.5 monitoring network includes three well-established components: the network of filter-based monitors used for comparison to the National Ambient Air Quality Standards (NAAQS); continuous mass monitors used primarily for public reporting of the Air Quality Index, but also for comparison to the NAAQS when continuous FEM monitors are employed; and speciation samplers operated as part of the Chemical Speciation Network (CSN) program that are used to characterize the chemical composition that makes up fine particulate matter. The CSN includes the Speciation Trends Network and supplemental speciation sites. (6) National Internet-based On-Board Diagnostics (OBD) Information Exchange-National OBD Clearinghouse. To support an information clearinghouse which provides state vehicle emission inspection and maintenance (I/M) programs with technical information needed to successfully implement onboard diagnostic (OBD) testing. (7) Indoor Environments: state and local asthma program capacity building to secure sustainable financing for home-based environmental interventions for low income and minority communities; education and outreach to the public, and technical assistance to states and tribes, to foster radon testing and mitigation in homes and schools; technical support to state IAQ programs, and communities, to foster adoption and spread of IAQ risk reduction policies and programs for residential and commercial (schools) buildings, with a focus on low income communities; support to the household energy sector to promote the adoption of clean cooking and heating technologies and implementation of cookstove design and performance standards. (8) Student Program for Research In Transportation and the Environment (SPRITE) Grant provides opportunities for senior-level undergraduate students to engage in transportation, greenhouse gas emissions, and environmental policy research, MIDAS will develop and administer a comprehensive educational program during the 2020-2021 academic year at the University of Michigan, Ann Arbor that will satisfy all three requested components as requested by the EPA. (9) Other potential research or special purpose projects related to the causes, effects, extent, prevention, and control of air pollution.

**Title:** Surveys, Studies, Research, Investigations, Demonstrations, and Special Purpose Activities Relating to the Clean Air Act  
**AFIS Grant No:** ARPP01 **CFDA:** 66.034 **Grantor:** ENVIRONMENTAL PROTECTION AGENCY, ENV  
**Periodic:** One-Time **Start Date:** 8/1/2022 **End Date:** 7/30/2023  
**Type of Grant:** Competitive Fundin **If Other, Explain:** Administrative costs are permitted to be paid using this federal money:   
**Fed. % or \$ Cap:** 100% **Source of Match:**  
**AFIS fund number where the grant is maintained:** 2000  
**Is this American Recovery and Reinvestment Act money (Stimulus)?** No  
**Is this from 2020 federal stimulus funding?** No

**Description:** To support Surveys, Studies, Research, Investigations, Demonstrations and Special Purpose assistance relating to the causes, effects (including health and welfare effects), extent, prevention, and control of air pollution to include such topics as air quality, acid deposition, global programs, indoor environments, radiation, mobile source technology and community-driven approaches to transportation and emissions reduction. Projects should also focus on addressing environmental justice (EJ) concerns in communities. EJ is the fair treatment and meaningful involvement of all people regardless of race, color, national origin, or income with respect to the development, implementation, and enforcement of environmental laws, regulations, and policies. Funding Priorities - Fiscal Year 2021: (1) Global Green Freight Supply Chain Demonstration program provides technical support, management and oversight in implementing outreach, analysis and capacity building for international green freight programs. The goal is to aid nations seeking to develop sustainable freight transport and increase efficiencies to reduce greenhouse gases and black carbon. (2) The NATTS program will continue to operate and maintain the national air toxics trends stations. The program also includes four supplemental program components: quality assurance, methods and instrumentation, sample and equipment shipping and handling, and data analyses using all available ambient air quality data for toxics with special emphasis on observations from the NATTS and community-scale monitoring programs. A community-scale ambient air toxics

## Listing of All Federal Funds by Grant

Agency: **EVA Department of Environmental Quality**

competition was conducted in FY2020 with award dates that were completed in FY2021. (3) The Climate Change Division supports the Atmospheric Protection Program by developing and delivering data, analysis, and technical information to industries, states, communities and tribes to identify technologies and strategies to meet Clean Air Act obligations and other statutory requirements. This includes a range of activities such as managing the annual data reporting, verification and publication of greenhouse gas (GHG) data and compiling the "Inventory of U.S. Greenhouse Gas Emissions and Sinks;" implementing partnership programs targeting non-CO2 GHGs; developing analysis and support related to GHG emissions, technologies, economics, science, and policy across key sectors; applying the latest GHG emissions impacts and science information in policy contexts; conducting comprehensive economic analysis of GHG and energy policies; advancing understanding of the key mitigation technologies; general policy and analysis; and coordinating communication. (4) The Climate Protection Partnerships Division supports the Atmospheric Protection Program by developing and implementing partnership programs which are designed to capitalize on the cost-effective opportunities consumers, businesses, state and local governments have to invest in technologies, policies, and practices that reduce emissions of greenhouse gases and other air pollutants. CPPD programs work by overcoming widely-acknowledged market barriers, providing objective and rigorous information, tools, and resources, and motivating and recognizing leading action. These programs include ENERGY STAR - the government-backed symbol for energy efficiency - which provides simple, credible, and unbiased information that consumers and businesses rely on to make well-informed decisions that help them reduce energy use aFine Particle (PM2.5) Monitoring. The PM2.5 monitoring network includes three well-established components: the network of filter-based monitors used for comparison to the National Ambient Air Quality Standards (NAAQS); continuous mass monitors used primarily for public reporting of the Air Quality Index, but also for comparison to the NAAQS when continuous FEM monitors are employed; and speciation samplers operated as part of the Chemical Speciation Network (CSN) program that are used to characterize the chemical composition that makes up fine particulate matter. The CSN includes the Speciation Trends Network and supplemental speciation sites.nd save money while protecting the environment. (5) Fine Particle (PM2.5) Monitoring. The PM2.5 monitoring network includes three well-established components: the network of filter-based monitors used for comparison to the National Ambient Air Quality Standards (NAAQS); continuous mass monitors used primarily for public reporting of the Air Quality Index, but also for comparison to the NAAQS when continuous FEM monitors are employed; and speciation samplers operated as part of the Chemical Speciation Network (CSN) program that are used to characterize the chemical composition that makes up fine particulate matter. The CSN includes the Speciation Trends Network and supplemental speciation sites. (6) National Internet-based On-Board Diagnostics (OBD) Information Exchange-National OBD Clearinghouse. To support an information clearinghouse which provides state vehicle emission inspection and maintenance (I/M) programs with technical information needed to successfully implement onboard diagnostic (OBD) testing. (7) Indoor Environments: state and local asthma program capacity building to secure sustainable financing for home-based environmental interventions for low income and minority communities; education and outreach to the public, and technical assistance to states and tribes, to foster radon testing and mitigation in homes and schools; technical support to state IAQ programs, and communities, to foster adoption and spread of IAQ risk reduction policies and programs for residential and commercial (schools) buildings, with a focus on low income communities; support to the household energy sector to promote the adoption of clean cooking and heating technologies and implementation of cookstove design and performance standards. (8) Student Program for Research In Transportation and the Environment (SPRITE) Grant provides opportunities for senior-level undergraduate students to engage in transportation, greenhouse gas emissions, and environmental policy research, MIDAS will develop and administer a comprehensive educational program during the 2020-2021 academic year at the University of Michigan, Ann Arbor that will satisfy all three requested components as requested by the EPA. (9) Other potential research or special purpose projects related to the causes, effects, extent, prevention, and control of air pollution.

<b>Title:</b>	<b>Underground Storage Tank (UST) Prevention, Detection, and Compliance Program</b>		
<b>AFIS Grant No:</b>	UST	<b>CFDA:</b>	66.804
<b>Periodic:</b>	On-going	<b>Start Date:</b>	7/1/2020
<b>Type of Grant:</b>	Formula Funding	<b>If Other, Explain:</b>	
<b>Fed. % or \$ Cap:</b>	75%	<b>Source of Match:</b>	UST
<b>AFIS fund number where the grant is maintained:</b>	2000		
<b>Is this American Recovery and Reinvestment Act money (Stimulus)?</b>	<b>No</b>		
<b>Is this from 2020 federal stimulus funding?</b>	<b>No</b>		

**Grantor:** ENVIRONMENTAL PROTECTION AGENCY, ENV  
**End Date:** 6/30/2025  
**Administrative costs are permitted to be paid using this federal money:**

**Description:** To assist states, territories, tribes or intertribal consortia (leaking underground storage tank prevention only for tribes or intertribal consortia) that meet the requirements at 40 CFR 35.504 to develop and implement underground storage tank (UST) programs and for leak prevention, compliance, and other activities authorized by the Energy Policy Act (EPAAct) of 2005, Public Law 105-276, and EPA's annual appropriations acts. Funding Priorities - Fiscal Year 2021 and 2022: Assistance agreements to states under Section 2007 of the Solid Waste and Disposal Act will support core program UST activities, implement their leak prevention and detection programs, as well as the 2005 Energy Policy Act (EPAAct) leak prevention activities. High priority tasks include providing financial assistance to states for the following:: 1) adopting and implementing EPA's recently-released regulatory revisions; 2) approving specific technologies to detect leaks from tank systems; 3) ensuring that tank owners and operators are complying with notification and other requirements; 4) ensuring equipment compatibility; 5) conducting UST inspections; 6) implementing operator training; 7) prohibiting delivery for non-complying facilities; 8) seeking state program approval to operate the UST program in lieu of the federal program; and 9) requiring secondary containment. Leaking underground storage tank (LUST) prevention assistance agreements to states, tribes, or intertribal consortia for activities authorized by EPAAct will support states with inspections and other release prevention and compliance assurance activities for federally-regulated UST systems, as well as for enforcement activities related to release prevention. A main cause of releases is the lack of proper operation and maintenance of UST systems, which is why the EPA published revised UST regulations in FY 2015 that address these and other important issues. These changes will require subsequent state adoption, applicable updates to state regulations, and updates to state program approval. For tribes, the LUST prevention assistance agreements will assist with all aspects of the tribal programs, e.g., inspection capacity. High priority tasks include providing financial assistance to tribes for: 1) inspecting UST facilities to complete the three-year inspection requirement; 2) developing inspection capacity for tribes; 3) enforcement activities related to release prevention; 4) development of leak prevention regulations and other program infrastructure; 5) helping tribes develop the capacity to administer UST programs, such as providing funding to support training for tribal staff and educating owners and operators in Indian country about UST requirements. These activities are geared toward bringing all UST systems into compliance with release detection and release prevention requirements and minimizing future releases. Priority



## Listing of All Federal Funds by Grant

Agency: EVA Department of Environmental Quality

will be given to providing funds to enable the states to meet their responsibilities under Title XV, Subtitle B of the Energy Policy Act of 2005. States that have entered into assistance agreements with EPA must have the authority to inspect and take other compliance and related enforcement actions to prevent releases from USTs. As outlined in the FY 2022 President's Budget Request, this program will support core program activities required by the EAct and the EPA's grant guidelines, such as inspecting UST facilities to meet the three-year inspection requirement and assisting states in adopting prevention measures (for example, delivery prohibition, secondary containment, and operator training). Due to the Covid-19 pandemic, many states fell behind in their 3-year EAct inspection frequency requirement. EPA will work with states to ensure they come back into compliance and return to their regular inspection cycles.

**Title:** Water Pollution Control State, Interstate, and Tribal Program Support  
**AFIS Grant No:** 106WPC8 **CFDA:** 66.419 **Grantor:** ENVIRONMENTAL PROTECTION AGENCY, ENV  
**Periodic:** One-Time **Start Date:** 7/1/2020 **End Date:** 6/30/2021  
**Type of Grant:** Competitive Fundin **If Other, Explain:** Administrative costs are permitted to be paid using this federal money:   
**Fed. % or \$ Cap:** **Source of Match:**  
**AFIS fund number where the grant is maintained:** 2000  
**Is this American Recovery and Reinvestment Act money (Stimulus)?** No  
**Is this from 2020 federal stimulus funding?** No

**Description:** To assist States (including territories, the District of Columbia, and Indian Tribes qualified under CWA Section 518(e)), and interstate agencies in establishing and maintaining adequate measures for prevention and control of surface and ground water pollution from both point and nonpoint sources. Funding Priority - Fiscal year 2021 and 2022: States and Tribes continue to focus on fulfilling their basic responsibilities under the CWA Section 106 funded programs. State priority efforts will include: (1) implementing monitoring strategies and the statistically-valid surveys to determine water quality status and trends; (2) fostering a watershed approach, including total maximum daily loads (TMDLs) and watershed plans designed to meet water quality standards; (3) implementing National Pollutant Discharge Elimination System (NPDES) permitting programs; and 4) States and Tribes will continue adopting updated water quality standards that support designated uses and completing triennial reviews on time. States NPDES Programs will continue to: (1) ensure the integrity of the program; (2) achieve and measure environmental results; and (3) incorporate efficiencies in permitting program operations. States will also conduct source water protection actions to protect both ground water and surface waters used for drinking water. Tribes will continue to conduct watershed assessments and will maintain and improve their capacity to implement water quality programs through monitoring, assessments, planning, data management and standards development. States and Tribes eligible for WIIN Act funding will continue monitoring the surface water and sediment quality of the Animas and San Juan rivers.

**Title:** Water Pollution Control State, Interstate, and Tribal Program Support  
**AFIS Grant No:** 106MI9 **CFDA:** 66.419 **Grantor:** ENVIRONMENTAL PROTECTION AGENCY, ENV  
**Periodic:** On-going **Start Date:** 7/1/2021 **End Date:** 6/30/2022  
**Type of Grant:** Formula Funding **If Other, Explain:** Administrative costs are permitted to be paid using this federal money:   
**Fed. % or \$ Cap:** 100 **Source of Match:**  
**AFIS fund number where the grant is maintained:** 2000  
**Is this American Recovery and Reinvestment Act money (Stimulus)?** No  
**Is this from 2020 federal stimulus funding?** No

**Description:** To assist States (including territories, the District of Columbia, and Indian Tribes qualified under CWA Section 518(e)), and interstate agencies in establishing and maintaining adequate measures for prevention and control of surface and ground water pollution from both point and nonpoint sources. Funding Priority - Fiscal year 2021 and 2022: States and Tribes continue to focus on fulfilling their basic responsibilities under the CWA Section 106 funded programs. State priority efforts will include: (1) implementing monitoring strategies and the statistically-valid surveys to determine water quality status and trends; (2) fostering a watershed approach, including total maximum daily loads (TMDLs) and watershed plans designed to meet water quality standards; (3) implementing National Pollutant Discharge Elimination System (NPDES) permitting programs; and 4) States and Tribes will continue adopting updated water quality standards that support designated uses and completing triennial reviews on time. States NPDES Programs will continue to: (1) ensure the integrity of the program; (2) achieve and measure environmental results; and (3) incorporate efficiencies in permitting program operations. States will also conduct source water protection actions to protect both ground water and surface waters used for drinking water. Tribes will continue to conduct watershed assessments and will maintain and improve their capacity to implement water quality programs through monitoring, assessments, planning, data management and standards development. States and Tribes eligible for WIIN Act funding will continue monitoring the surface water and sediment quality of the Animas and San Juan rivers.

**Title:** Water Pollution Control State, Interstate, and Tribal Program Support  
**AFIS Grant No:** 106M01 **CFDA:** 66.419 **Grantor:** ENVIRONMENTAL PROTECTION AGENCY, ENV  
**Periodic:** One-Time **Start Date:** 7/1/2022 **End Date:** 6/30/2023  
**Type of Grant:** Competitive Fundin **If Other, Explain:** Administrative costs are permitted to be paid using this federal money:   
**Fed. % or \$ Cap:** 100 **Source of Match:**  
**AFIS fund number where the grant is maintained:** 2000  
**Is this American Recovery and Reinvestment Act money (Stimulus)?** No  
**Is this from 2020 federal stimulus funding?** No

**Description:** To assist States (including territories, the District of Columbia, and Indian Tribes qualified under CWA Section 518(e)), and interstate agencies in establishing and maintaining adequate measures for prevention and control of surface and ground water pollution from both point and nonpoint sources. Funding Priority - Fiscal year 2021 and 2022: States and Tribes continue to focus on fulfilling their basic

## Listing of All Federal Funds by Grant

**Agency:** EVA Department of Environmental Quality

responsibilities under the CWA Section 106 funded programs. State priority efforts will include: (1) implementing monitoring strategies and the statistically-valid surveys to determine water quality status and trends; (2) fostering a watershed approach, including total maximum daily loads (TMDLs) and watershed plans designed to meet water quality standards; (3) implementing National Pollutant Discharge Elimination System (NPDES) permitting programs; and 4) States and Tribes will continue adopting updated water quality standards that support designated uses and completing triennial reviews on time. States NPDES Programs will continue to: (1) ensure the integrity of the program; (2) achieve and measure environmental results; and (3) incorporate efficiencies in permitting program operations. States will also conduct source water protection actions to protect both ground water and surface waters used for drinking water. Tribes will continue to conduct watershed assessments and will maintain and improve their capacity to implement water quality programs through monitoring, assessments, planning, data management and standards development. States and Tribes eligible for WIIN Act funding will continue monitoring the surface water and sediment quality of the Animas and San Juan rivers.

**Title:** Water Quality Management Planning  
**AFIS Grant No:** 604(b)18 **CFDA:** 66.454 **Grantor:** ENVIRONMENTAL PROTECTION AGENCY, ENV  
**Periodic:** One-Time **Start Date:** 7/1/2018 **End Date:** 6/30/2021  
**Type of Grant:** Competitive Fundin **If Other, Explain:** **Administrative costs are permitted to be paid using this federal money:**   
**Fed. % or \$ Cap:** **Source of Match:**  
**AFIS fund number where the grant is maintained:** 2000  
**Is this American Recovery and Reinvestment Act money (Stimulus)?** No  
**Is this from 2020 federal stimulus funding?** No  
**Description:** To assist States (including territories and the District of Columbia), Regional Public Comprehensive Planning Organizations (RPCPOs), and Interstate Organizations (IOs) in carrying out water quality management (WQM) planning. Funding Priority - Fiscal Year 2021: It is anticipated that funds will be allotted by state in accordance with Section 604(b) of the Clean Water Act. Grant funds are used to determine the nature and extent of point and non-point source water pollution and to develop water quality management plans. States are encouraged to give priority to watershed restoration planning. EPA is requesting states to emphasize a watershed approach in developing their state workplans. This will complement the Agency's overall watershed effort as stated in the Agency's Strategic Plan.

**Title:** Water Quality Management Planning  
**AFIS Grant No:** 604(b)22 **CFDA:** 66.454 **Grantor:** ENVIRONMENTAL PROTECTION AGENCY, ENV  
**Periodic:** On-going **Start Date:** 7/1/2021 **End Date:** 6/30/2024  
**Type of Grant:** Formula Funding **If Other, Explain:** **Administrative costs are permitted to be paid using this federal money:**   
**Fed. % or \$ Cap:** 100 **Source of Match:**  
**AFIS fund number where the grant is maintained:** 2000  
**Is this American Recovery and Reinvestment Act money (Stimulus)?** No  
**Is this from 2020 federal stimulus funding?** No  
**Description:** To assist States (including territories and the District of Columbia), Regional Public Comprehensive Planning Organizations (RPCPOs), and Interstate Organizations (IOs) in carrying out water quality management (WQM) planning. Funding Priority - Fiscal Year 2021: It is anticipated that funds will be allotted by state in accordance with Section 604(b) of the Clean Water Act. Grant funds are used to determine the nature and extent of point and non-point source water pollution and to develop water quality management plans. States are encouraged to give priority to watershed restoration planning. EPA is requesting states to emphasize a watershed approach in developing their state workplans. This will complement the Agency's overall watershed effort as stated in the Agency's Strategic Plan.

## Federal Funds' Sources & Uses Summary Of All Federal Funds Grants

Agency: EVA Department of Environmental Quality

	FY 2022 Actual	FY 2023 Estimate	FY 2024 Estimate
FTE Positions	88.7	85.1	85.1
<b>Beginning Balance</b>	<b>0.0</b>	<b>0.0</b>	<b>0.0</b>
<b>Revenues</b>			
New Federal Revenue	16,164.7	19,382.3	19,382.3
Pass Through Funds (From other state agencies)	0.0	0.0	0.0
Transfers and Other Funds (In)	0.0	0.0	0.0
<b>Total Revenue</b>	<b>16,164.7</b>	<b>19,382.3</b>	<b>19,382.3</b>
<b>Expenditures</b>			
Personal Services	5,276.6	6,233.2	6,233.2
Employee Related Expenses	1,880.8	2,488.8	2,488.8
Professional and Outside Services	3,392.7	4,631.3	4,631.3
Travel In-State	134.6	80.5	80.5
Travel Out-of-State	10.0	32.6	32.6
Food	0.0	0.0	0.0
Pass-Through Funds (To Other State Agencies)	0.0	0.0	0.0
Pass-Through Funds (To Non-State Agencies)	1,270.9	1,111.1	1,111.1
Aid to Individuals	0.0	0.0	0.0
Other Operating Expenditures	643.2	475.7	475.7
Land Acquisition and Captial Projects	0.0	0.0	0.0
Capital and Non Capital Equipment	223.6	313.1	313.1
Cost Allocation / Indirect Costs	3,220.8	3,905.0	3,905.0
Transfers and Refunds (Out)	111.5	111.0	111.0
<b>Total Expenditures</b>	<b>16,164.7</b>	<b>19,382.3</b>	<b>19,382.3</b>
<b>Ending Balance</b>	<b>0.0</b>	<b>0.0</b>	<b>0.0</b>

## Sources & Uses Details of All Grants

<b>Agency:</b>	EVA Department of Environmental Quality
<b>Grant Title:</b>	Environmental Information Exchange Network Grant Program and Related Assistance
<b>AFIS Grant # :</b>	NIEN-18 <span style="float: right;"><b>CFDA:</b> 66.608</span>

	FY 2022 Actual	FY 2023 Estimate	FY 2024 Estimate
FTE Positions	0.0	0.0	0.0
<b>Beginning Balance</b>	<b>0.0</b>	<b>0.0</b>	<b>0.0</b>
<b>Revenues</b>			
New Federal Revenue	1.1	0.0	0.0
Pass Through Funds (From other state agencies)	0.0	0.0	0.0
Transfers and Other Funds (In)	0.0	0.0	0.0
<b>Total Revenue</b>	<b>1.1</b>	<b>0.0</b>	<b>0.0</b>
<b>Expenditures</b>			
Personal Services	0.0	0.0	0.0
Employee Related Expenses	0.0	0.0	0.0
Professional and Outside Services	0.0	0.0	0.0
Travel In-State	0.0	0.0	0.0
Travel Out-of-State	0.0	0.0	0.0
Food	0.0	0.0	0.0
Pass-Through Funds (To Other State Agencies)	0.0	0.0	0.0
Pass-Through Funds (To Non-State Agencies)	0.0	0.0	0.0
Aid to Individuals	0.0	0.0	0.0
Other Operating Expenditures	1.1	0.0	0.0
Land Acquisition and Captial Projects	0.0	0.0	0.0
Capital and Non Capital Equipment	0.0	0.0	0.0
Cost Allocation / Indirect Costs	0.0	0.0	0.0
Transfers and Refunds (Out)	0.0	0.0	0.0
<b>Total Expenditures</b>	<b>1.1</b>	<b>0.0</b>	<b>0.0</b>
<b>Ending Balance</b>	<b>0.0</b>	<b>0.0</b>	<b>0.0</b>



## Sources & Uses Details of All Grants

<b>Agency:</b>	EVA Department of Environmental Quality
<b>Grant Title:</b>	Environmental Information Exchange Network Grant Program and Related Assistance
<b>AFIS Grant # :</b>	NIEN-21 <span style="float: right;"><b>CFDA:</b> 66.608</span>

	FY 2022 Actual	FY 2023 Estimate	FY 2024 Estimate
FTE Positions	0.0	0.0	0.0
<b>Beginning Balance</b>	<b>0.0</b>	<b>0.0</b>	<b>0.0</b>
<b>Revenues</b>			
New Federal Revenue	0.0	200.0	200.0
Pass Through Funds (From other state agencies)	0.0	0.0	0.0
Transfers and Other Funds (In)	0.0	0.0	0.0
<b>Total Revenue</b>	<b>0.0</b>	<b>200.0</b>	<b>200.0</b>
<b>Expenditures</b>			
Personal Services	0.0	0.0	0.0
Employee Related Expenses	0.0	0.0	0.0
Professional and Outside Services	0.0	0.0	0.0
Travel In-State	0.0	0.0	0.0
Travel Out-of-State	0.0	0.0	0.0
Food	0.0	0.0	0.0
Pass-Through Funds (To Other State Agencies)	0.0	0.0	0.0
Pass-Through Funds (To Non-State Agencies)	0.0	0.0	0.0
Aid to Individuals	0.0	0.0	0.0
Other Operating Expenditures	0.0	200.0	200.0
Land Acquisition and Captial Projects	0.0	0.0	0.0
Capital and Non Capital Equipment	0.0	0.0	0.0
Cost Allocation / Indirect Costs	0.0	0.0	0.0
Transfers and Refunds (Out)	0.0	0.0	0.0
<b>Total Expenditures</b>	<b>0.0</b>	<b>200.0</b>	<b>200.0</b>
<b>Ending Balance</b>	<b>0.0</b>	<b>0.0</b>	<b>0.0</b>

## Sources & Uses Details of All Grants

<b>Agency:</b>	EVA Department of Environmental Quality
<b>Grant Title:</b>	Environmental Information Exchange Network Grant Program and Related Assistance
<b>AFIS Grant # :</b>	NIEN-19 <span style="float: right;"><b>CFDA:</b> 66.608</span>

	FY 2022 Actual	FY 2023 Estimate	FY 2024 Estimate
FTE Positions	0.0	0.0	0.0
<b>Beginning Balance</b>	<b>0.0</b>	<b>0.0</b>	<b>0.0</b>
<b>Revenues</b>			
New Federal Revenue	199.8	0.0	0.0
Pass Through Funds (From other state agencies)	0.0	0.0	0.0
Transfers and Other Funds (In)	0.0	0.0	0.0
<b>Total Revenue</b>	<b>199.8</b>	<b>0.0</b>	<b>0.0</b>
<b>Expenditures</b>			
Personal Services	0.0	0.0	0.0
Employee Related Expenses	0.0	0.0	0.0
Professional and Outside Services	0.0	0.0	0.0
Travel In-State	0.0	0.0	0.0
Travel Out-of-State	0.0	0.0	0.0
Food	0.0	0.0	0.0
Pass-Through Funds (To Other State Agencies)	0.0	0.0	0.0
Pass-Through Funds (To Non-State Agencies)	0.0	0.0	0.0
Aid to Individuals	0.0	0.0	0.0
Other Operating Expenditures	199.8	0.0	0.0
Land Acquisition and Captial Projects	0.0	0.0	0.0
Capital and Non Capital Equipment	0.0	0.0	0.0
Cost Allocation / Indirect Costs	0.0	0.0	0.0
Transfers and Refunds (Out)	0.0	0.0	0.0
<b>Total Expenditures</b>	<b>199.8</b>	<b>0.0</b>	<b>0.0</b>
<b>Ending Balance</b>	<b>0.0</b>	<b>0.0</b>	<b>0.0</b>

## Sources & Uses Details of All Grants

<b>Agency:</b>	EVA Department of Environmental Quality
<b>Grant Title:</b>	Environmental Information Exchange Network Grant Program and Related Assistance
<b>AFIS Grant # :</b>	NIEN-20 <span style="float: right;"><b>CFDA:</b> 66.608</span>

	FY 2022 Actual	FY 2023 Estimate	FY 2024 Estimate
FTE Positions	0.0	0.0	0.0
<b>Beginning Balance</b>	<b>0.0</b>	<b>0.0</b>	<b>0.0</b>
<b>Revenues</b>			
New Federal Revenue	70.6	100.0	100.0
Pass Through Funds (From other state agencies)	0.0	0.0	0.0
Transfers and Other Funds (In)	0.0	0.0	0.0
<b>Total Revenue</b>	<b>70.6</b>	<b>100.0</b>	<b>100.0</b>
<b>Expenditures</b>			
Personal Services	0.0	0.0	0.0
Employee Related Expenses	0.0	0.0	0.0
Professional and Outside Services	0.0	0.0	0.0
Travel In-State	0.0	0.0	0.0
Travel Out-of-State	0.0	0.0	0.0
Food	0.0	0.0	0.0
Pass-Through Funds (To Other State Agencies)	0.0	0.0	0.0
Pass-Through Funds (To Non-State Agencies)	0.0	0.0	0.0
Aid to Individuals	0.0	0.0	0.0
Other Operating Expenditures	70.6	100.0	100.0
Land Acquisition and Captial Projects	0.0	0.0	0.0
Capital and Non Capital Equipment	0.0	0.0	0.0
Cost Allocation / Indirect Costs	0.0	0.0	0.0
Transfers and Refunds (Out)	0.0	0.0	0.0
<b>Total Expenditures</b>	<b>70.6</b>	<b>100.0</b>	<b>100.0</b>
<b>Ending Balance</b>	<b>0.0</b>	<b>0.0</b>	<b>0.0</b>

## Sources & Uses Details of All Grants

<b>Agency:</b>	EVA Department of Environmental Quality
<b>Grant Title:</b>	Interagency Hazardous Materials Public Sector Training and Planning Grants
<b>AFIS Grant # :</b>	HMEP2 <span style="float: right;"><b>CFDA:</b> 20.703</span>

	FY 2022 Actual	FY 2023 Estimate	FY 2024 Estimate
FTE Positions	0.0	0.0	0.0
<b>Beginning Balance</b>	<b>0.0</b>	<b>0.0</b>	<b>0.0</b>
<b>Revenues</b>			
New Federal Revenue	405.3	267.8	267.8
Pass Through Funds (From other state agencies)	0.0	0.0	0.0
Transfers and Other Funds (In)	0.0	0.0	0.0
<b>Total Revenue</b>	<b>405.3</b>	<b>267.8</b>	<b>267.8</b>
<b>Expenditures</b>			
Personal Services	0.0	0.0	0.0
Employee Related Expenses	0.0	0.0	0.0
Professional and Outside Services	177.2	0.0	0.0
Travel In-State	0.0	0.0	0.0
Travel Out-of-State	3.8	6.9	6.9
Food	0.0	0.0	0.0
Pass-Through Funds (To Other State Agencies)	0.0	0.0	0.0
Pass-Through Funds (To Non-State Agencies)	110.6	149.9	149.9
Aid to Individuals	0.0	0.0	0.0
Other Operating Expenditures	2.2	0.0	0.0
Land Acquisition and Captial Projects	0.0	0.0	0.0
Capital and Non Capital Equipment	0.0	0.0	0.0
Cost Allocation / Indirect Costs	0.0	0.0	0.0
Transfers and Refunds (Out)	111.5	111.0	111.0
<b>Total Expenditures</b>	<b>405.3</b>	<b>267.8</b>	<b>267.8</b>
<b>Ending Balance</b>	<b>0.0</b>	<b>0.0</b>	<b>0.0</b>

### Pass Through Fund Details

#### Pass-Through Funds (To Non-State Agencies)

From/To Agency	From/To Fund	FY2022 Actual	FY2023 Estimate	FY2024 Estimate
PHMSA/ Unknown	2000	0.0	149.9	149.9
PHMSA/City of Flagstaff	2000	2.4	0.0	0.0
PHMSA/Yuma County	2000	15.0	0.0	0.0
PHMSA/Santa Cruz County	2000	16.8	0.0	0.0
PHMSA/Quartzsite Fire Depart	2000	1.2	0.0	0.0
PHMSA/McMullen Valley Fire	2000	1.2	0.0	0.0
PHMSA/La Paz County	2000	3.4	0.0	0.0
PHMSA/Gila County	2000	22.3	0.0	0.0
PHMSA/Ehrenberg Fire District	2000	2.6	0.0	0.0
PHMSA/Cochise County	2000	44.6	0.0	0.0
PHMSA/Bouse Volunteer Fire	2000	1.1	0.0	0.0
<b>Subtotal:</b>		110.6	149.9	149.9

## Sources & Uses Details of All Grants

<b>Agency:</b>	EVA Department of Environmental Quality
<b>Grant Title:</b>	Leaking Underground Storage Tank Trust Fund Corrective Action Program
<b>AFIS Grant # :</b>	LUST <span style="float: right;"><b>CFDA: 66.805</b></span>

	FY 2022 Actual	FY 2023 Estimate	FY 2024 Estimate
FTE Positions	5.3	4.8	4.8
<b>Beginning Balance</b>	<b>0.0</b>	<b>0.0</b>	<b>0.0</b>
<b>Revenues</b>			
New Federal Revenue	1,090.7	1,405.6	1,405.6
Pass Through Funds (From other state agencies)	0.0	0.0	0.0
Transfers and Other Funds (In)	0.0	0.0	0.0
<b>Total Revenue</b>	<b>1,090.7</b>	<b>1,405.6</b>	<b>1,405.6</b>
<b>Expenditures</b>			
Personal Services	332.9	334.6	334.6
Employee Related Expenses	114.4	154.1	154.1
Professional and Outside Services	436.2	683.4	683.4
Travel In-State	0.0	0.0	0.0
Travel Out-of-State	0.0	0.0	0.0
Food	0.0	0.0	0.0
Pass-Through Funds (To Other State Agencies)	0.0	0.0	0.0
Pass-Through Funds (To Non-State Agencies)	0.0	0.0	0.0
Aid to Individuals	0.0	0.0	0.0
Other Operating Expenditures	5.9	8.6	8.6
Land Acquisition and Captial Projects	0.0	0.0	0.0
Capital and Non Capital Equipment	0.0	0.0	0.0
Cost Allocation / Indirect Costs	201.3	224.9	224.9
Transfers and Refunds (Out)	0.0	0.0	0.0
<b>Total Expenditures</b>	<b>1,090.7</b>	<b>1,405.6</b>	<b>1,405.6</b>
<b>Ending Balance</b>	<b>0.0</b>	<b>0.0</b>	<b>0.0</b>

## Sources & Uses Details of All Grants

Agency: EVA Department of Environmental Quality  
 Grant Title: Multipurpose Grants to States and Tribes  
 AFIS Grant # : MPAQD

CFDA: 66.204

	FY 2022 Actual	FY 2023 Estimate	FY 2024 Estimate
FTE Positions	0.0	0.0	0.0
<b>Beginning Balance</b>	<b>0.0</b>	<b>0.0</b>	<b>0.0</b>
<b>Revenues</b>			
New Federal Revenue	2.2	0.0	0.0
Pass Through Funds (From other state agencies)	0.0	0.0	0.0
Transfers and Other Funds (In)	0.0	0.0	0.0
<b>Total Revenue</b>	<b>2.2</b>	<b>0.0</b>	<b>0.0</b>
<b>Expenditures</b>			
Personal Services	0.0	0.0	0.0
Employee Related Expenses	0.0	0.0	0.0
Professional and Outside Services	0.0	0.0	0.0
Travel In-State	0.0	0.0	0.0
Travel Out-of-State	0.0	0.0	0.0
Food	0.0	0.0	0.0
Pass-Through Funds (To Other State Agencies)	0.0	0.0	0.0
Pass-Through Funds (To Non-State Agencies)	0.0	0.0	0.0
Aid to Individuals	0.0	0.0	0.0
Other Operating Expenditures	0.4	0.0	0.0
Land Acquisition and Captial Projects	0.0	0.0	0.0
Capital and Non Capital Equipment	1.8	0.0	0.0
Cost Allocation / Indirect Costs	0.0	0.0	0.0
Transfers and Refunds (Out)	0.0	0.0	0.0
<b>Total Expenditures</b>	<b>2.2</b>	<b>0.0</b>	<b>0.0</b>
<b>Ending Balance</b>	<b>0.0</b>	<b>0.0</b>	<b>0.0</b>

## Sources & Uses Details of All Grants

Agency: EVA Department of Environmental Quality  
 Grant Title: Nonpoint Source Implementation Grants  
 AFIS Grant # : NPS28

CFDA: 66.460

	FY 2022 Actual	FY 2023 Estimate	FY 2024 Estimate
FTE Positions	0.0	0.0	0.0
<b>Beginning Balance</b>	<b>0.0</b>	<b>0.0</b>	<b>0.0</b>
<b>Revenues</b>			
New Federal Revenue	285.7	29.7	29.7
Pass Through Funds (From other state agencies)	0.0	0.0	0.0
Transfers and Other Funds (In)	0.0	0.0	0.0
<b>Total Revenue</b>	<b>285.7</b>	<b>29.7</b>	<b>29.7</b>
<b>Expenditures</b>			
Personal Services	0.0	0.0	0.0
Employee Related Expenses	0.0	0.0	0.0
Professional and Outside Services	21.5	0.0	0.0
Travel In-State	0.0	0.0	0.0
Travel Out-of-State	0.0	0.0	0.0
Food	0.0	0.0	0.0
Pass-Through Funds (To Other State Agencies)	0.0	0.0	0.0
Pass-Through Funds (To Non-State Agencies)	264.2	29.7	29.7
Aid to Individuals	0.0	0.0	0.0
Other Operating Expenditures	0.0	0.0	0.0
Land Acquisition and Captial Projects	0.0	0.0	0.0
Capital and Non Capital Equipment	0.0	0.0	0.0
Cost Allocation / Indirect Costs	0.0	0.0	0.0
Transfers and Refunds (Out)	0.0	0.0	0.0
<b>Total Expenditures</b>	<b>285.7</b>	<b>29.7</b>	<b>29.7</b>
<b>Ending Balance</b>	<b>0.0</b>	<b>0.0</b>	<b>0.0</b>

### Pass Through Fund Details

#### Pass-Through Funds (To Non-State Agencies)

From/To Agency	From/To Fund	FY2022 Actual	FY2023 Estimate	FY2024 Estimate
EPA/Watershed Management	2000	159.8	29.7	29.7
EPA/Oak Creek Watershed Co	2000	42.1	0.0	0.0
EPA/Natural Channel Design I	2000	1.6	0.0	0.0
EPA/National Forest Foundatio	2000	17.4	0.0	0.0
EPA/Grand Canyon Council Bo	2000	47.7	0.0	0.0
EPA/Unknown	2000	(4.4)	0.0	0.0
Subtotal:		264.2	29.7	29.7

## Sources & Uses Details of All Grants

Agency: EVA Department of Environmental Quality  
 Grant Title: Nonpoint Source Implementation Grants  
 AFIS Grant # : NPS32

CFDA: 66.460

	FY 2022 Actual	FY 2023 Estimate	FY 2024 Estimate
FTE Positions	0.0	0.0	0.0
<b>Beginning Balance</b>	<b>0.0</b>	<b>0.0</b>	<b>0.0</b>
<b>Revenues</b>			
New Federal Revenue	0.0	500.0	500.0
Pass Through Funds (From other state agencies)	0.0	0.0	0.0
Transfers and Other Funds (In)	0.0	0.0	0.0
<b>Total Revenue</b>	<b>0.0</b>	<b>500.0</b>	<b>500.0</b>
<b>Expenditures</b>			
Personal Services	0.0	0.0	0.0
Employee Related Expenses	0.0	0.0	0.0
Professional and Outside Services	0.0	500.0	500.0
Travel In-State	0.0	0.0	0.0
Travel Out-of-State	0.0	0.0	0.0
Food	0.0	0.0	0.0
Pass-Through Funds (To Other State Agencies)	0.0	0.0	0.0
Pass-Through Funds (To Non-State Agencies)	0.0	0.0	0.0
Aid to Individuals	0.0	0.0	0.0
Other Operating Expenditures	0.0	0.0	0.0
Land Acquisition and Captial Projects	0.0	0.0	0.0
Capital and Non Capital Equipment	0.0	0.0	0.0
Cost Allocation / Indirect Costs	0.0	0.0	0.0
Transfers and Refunds (Out)	0.0	0.0	0.0
<b>Total Expenditures</b>	<b>0.0</b>	<b>500.0</b>	<b>500.0</b>
<b>Ending Balance</b>	<b>0.0</b>	<b>0.0</b>	<b>0.0</b>



## Sources & Uses Details of All Grants

Agency: EVA Department of Environmental Quality  
 Grant Title: Nonpoint Source Implementation Grants  
 AFIS Grant #: NPS31

CFDA: 66.460

	FY 2022 Actual	FY 2023 Estimate	FY 2024 Estimate
FTE Positions	0.0	0.0	0.0
<b>Beginning Balance</b>	<b>0.0</b>	<b>0.0</b>	<b>0.0</b>
<b>Revenues</b>			
New Federal Revenue	4.4	732.2	732.2
Pass Through Funds (From other state agencies)	0.0	0.0	0.0
Transfers and Other Funds (In)	0.0	0.0	0.0
<b>Total Revenue</b>	<b>4.4</b>	<b>732.2</b>	<b>732.2</b>
<b>Expenditures</b>			
Personal Services	0.0	0.0	0.0
Employee Related Expenses	0.0	0.0	0.0
Professional and Outside Services	4.4	650.0	650.0
Travel In-State	0.0	0.0	0.0
Travel Out-of-State	0.0	0.0	0.0
Food	0.0	0.0	0.0
Pass-Through Funds (To Other State Agencies)	0.0	0.0	0.0
Pass-Through Funds (To Non-State Agencies)	0.0	82.2	82.2
Aid to Individuals	0.0	0.0	0.0
Other Operating Expenditures	0.0	0.0	0.0
Land Acquisition and Captial Projects	0.0	0.0	0.0
Capital and Non Capital Equipment	0.0	0.0	0.0
Cost Allocation / Indirect Costs	0.0	0.0	0.0
Transfers and Refunds (Out)	0.0	0.0	0.0
<b>Total Expenditures</b>	<b>4.4</b>	<b>732.2</b>	<b>732.2</b>
<b>Ending Balance</b>	<b>0.0</b>	<b>0.0</b>	<b>0.0</b>

### Pass Through Fund Details

#### Pass-Through Funds (To Non-State Agencies)

From/To Agency	From/To Fund	FY2022 Actual	FY2023 Estimate	FY2024 Estimate
EPA/Unknown	2000	0.0	82.2	82.2
Subtotal:		0.0	82.2	82.2

## Sources & Uses Details of All Grants

Agency: EVA Department of Environmental Quality  
 Grant Title: Nonpoint Source Implementation Grants  
 AFIS Grant #: NPS30

CFDA: 66.460

	FY 2022 Actual	FY 2023 Estimate	FY 2024 Estimate
FTE Positions	0.0	0.0	0.0
<b>Beginning Balance</b>	<b>0.0</b>	<b>0.0</b>	<b>0.0</b>
<b>Revenues</b>			
New Federal Revenue	443.3	212.4	212.4
Pass Through Funds (From other state agencies)	0.0	0.0	0.0
Transfers and Other Funds (In)	0.0	0.0	0.0
<b>Total Revenue</b>	<b>443.3</b>	<b>212.4</b>	<b>212.4</b>
<b>Expenditures</b>			
Personal Services	0.0	0.0	0.0
Employee Related Expenses	0.0	0.0	0.0
Professional and Outside Services	356.7	54.2	54.2
Travel In-State	0.0	0.0	0.0
Travel Out-of-State	0.0	0.0	0.0
Food	0.0	0.0	0.0
Pass-Through Funds (To Other State Agencies)	0.0	0.0	0.0
Pass-Through Funds (To Non-State Agencies)	86.6	158.2	158.2
Aid to Individuals	0.0	0.0	0.0
Other Operating Expenditures	0.0	0.0	0.0
Land Acquisition and Captial Projects	0.0	0.0	0.0
Capital and Non Capital Equipment	0.0	0.0	0.0
Cost Allocation / Indirect Costs	0.0	0.0	0.0
Transfers and Refunds (Out)	0.0	0.0	0.0
<b>Total Expenditures</b>	<b>443.3</b>	<b>212.4</b>	<b>212.4</b>
<b>Ending Balance</b>	<b>0.0</b>	<b>0.0</b>	<b>0.0</b>

### Pass Through Fund Details

#### Pass-Through Funds (To Non-State Agencies)

From/To Agency	From/To Fund	FY2022 Actual	FY2023 Estimate	FY2024 Estimate
		0.0	0.0	0.0
EPA/Oak Creek Watershed Co	2000	21.8	0.0	0.0
EPA/Northern Arizona Universi	2000	9.9	0.0	0.0
EPA/Natural Channel Design I	2000	9.0	0.0	0.0
EPA/National Forest Foundatio	2000	39.8	0.0	0.0
EPA/Unknown	2000	6.1	158.2	158.2
Subtotal:		86.6	158.2	158.2

## Sources & Uses Details of All Grants

Agency: EVA Department of Environmental Quality  
 Grant Title: Nonpoint Source Implementation Grants  
 AFIS Grant #: NPS29

CFDA: 66.460

	FY 2022 Actual	FY 2023 Estimate	FY 2024 Estimate
FTE Positions	0.0	0.0	0.0
<b>Beginning Balance</b>	<b>0.0</b>	<b>0.0</b>	<b>0.0</b>
<b>Revenues</b>			
New Federal Revenue	218.4	43.3	43.3
Pass Through Funds (From other state agencies)	0.0	0.0	0.0
Transfers and Other Funds (In)	0.0	0.0	0.0
<b>Total Revenue</b>	<b>218.4</b>	<b>43.3</b>	<b>43.3</b>
<b>Expenditures</b>			
Personal Services	0.0	0.0	0.0
Employee Related Expenses	0.0	0.0	0.0
Professional and Outside Services	218.4	0.0	0.0
Travel In-State	0.0	0.0	0.0
Travel Out-of-State	0.0	0.0	0.0
Food	0.0	0.0	0.0
Pass-Through Funds (To Other State Agencies)	0.0	0.0	0.0
Pass-Through Funds (To Non-State Agencies)	0.0	43.3	43.3
Aid to Individuals	0.0	0.0	0.0
Other Operating Expenditures	0.0	0.0	0.0
Land Acquisition and Captial Projects	0.0	0.0	0.0
Capital and Non Capital Equipment	0.0	0.0	0.0
Cost Allocation / Indirect Costs	0.0	0.0	0.0
Transfers and Refunds (Out)	0.0	0.0	0.0
<b>Total Expenditures</b>	<b>218.4</b>	<b>43.3</b>	<b>43.3</b>
<b>Ending Balance</b>	<b>0.0</b>	<b>0.0</b>	<b>0.0</b>

### Pass Through Fund Details

#### Pass-Through Funds (To Non-State Agencies)

From/To Agency	From/To Fund	FY2022 Actual	FY2023 Estimate	FY2024 Estimate
EPA/Unknown	2000	0.0	43.3	43.3
Subtotal:		0.0	43.3	43.3

## Sources & Uses Details of All Grants

Agency: EVA Department of Environmental Quality  
 Grant Title: Performance Partnership Grants  
 AFIS Grant # : PPG

CFDA: 66.605

	FY 2022 Actual	FY 2023 Estimate	FY 2024 Estimate
FTE Positions	70.8	0.0	0.0
<b>Beginning Balance</b>	<b>0.0</b>	<b>0.0</b>	<b>0.0</b>
<b>Revenues</b>			
New Federal Revenue	10,251.9	0.0	0.0
Pass Through Funds (From other state agencies)	0.0	0.0	0.0
Transfers and Other Funds (In)	0.0	0.0	0.0
<b>Total Revenue</b>	<b>10,251.9</b>	<b>0.0</b>	<b>0.0</b>
<b>Expenditures</b>			
Personal Services	4,134.9	0.0	0.0
Employee Related Expenses	1,477.0	0.0	0.0
Professional and Outside Services	1,037.5	0.0	0.0
Travel In-State	125.0	0.0	0.0
Travel Out-of-State	6.2	0.0	0.0
Food	0.0	0.0	0.0
Pass-Through Funds (To Other State Agencies)	0.0	0.0	0.0
Pass-Through Funds (To Non-State Agencies)	384.9	0.0	0.0
Aid to Individuals	0.0	0.0	0.0
Other Operating Expenditures	344.8	0.0	0.0
Land Acquisition and Captial Projects	0.0	0.0	0.0
Capital and Non Capital Equipment	216.3	0.0	0.0
Cost Allocation / Indirect Costs	2,525.3	0.0	0.0
Transfers and Refunds (Out)	0.0	0.0	0.0
<b>Total Expenditures</b>	<b>10,251.9</b>	<b>0.0</b>	<b>0.0</b>
<b>Ending Balance</b>	<b>0.0</b>	<b>0.0</b>	<b>0.0</b>

### Pass Through Fund Details

#### Pass-Through Funds (To Non-State Agencies)

From/To Agency	From/To Fund	FY2022 Actual	FY2023 Estimate	FY2024 Estimate
EPA/Unknown	2000	141.8	0.0	0.0
EPA/University of Arizona	2000	18.1	0.0	0.0
EPA/Pinal County AZ	2000	225.0	0.0	0.0
Subtotal:		384.9	0.0	0.0

## Sources & Uses Details of All Grants

Agency: EVA Department of Environmental Quality  
 Grant Title: Performance Partnership Grants  
 AFIS Grant # : PPG001

CFDA: 66.605

	FY 2022 Actual	FY 2023 Estimate	FY 2024 Estimate
FTE Positions	0.0	68.8	68.8
<b>Beginning Balance</b>	<b>0.0</b>	<b>0.0</b>	<b>0.0</b>
<b>Revenues</b>			
New Federal Revenue	0.0	9,737.2	9,737.2
Pass Through Funds (From other state agencies)	0.0	0.0	0.0
Transfers and Other Funds (In)	0.0	0.0	0.0
<b>Total Revenue</b>	<b>0.0</b>	<b>9,737.2</b>	<b>9,737.2</b>
<b>Expenditures</b>			
Personal Services	0.0	4,501.1	4,501.1
Employee Related Expenses	0.0	1,755.4	1,755.4
Professional and Outside Services	0.0	61.7	61.7
Travel In-State	0.0	45.6	45.6
Travel Out-of-State	0.0	0.5	0.5
Food	0.0	0.0	0.0
Pass-Through Funds (To Other State Agencies)	0.0	0.0	0.0
Pass-Through Funds (To Non-State Agencies)	0.0	383.6	383.6
Aid to Individuals	0.0	0.0	0.0
Other Operating Expenditures	0.0	103.8	103.8
Land Acquisition and Captial Projects	0.0	0.0	0.0
Capital and Non Capital Equipment	0.0	70.0	70.0
Cost Allocation / Indirect Costs	0.0	2,815.5	2,815.5
Transfers and Refunds (Out)	0.0	0.0	0.0
<b>Total Expenditures</b>	<b>0.0</b>	<b>9,737.2</b>	<b>9,737.2</b>
<b>Ending Balance</b>	<b>0.0</b>	<b>0.0</b>	<b>0.0</b>

### Pass Through Fund Details

#### Pass-Through Funds (To Non-State Agencies)

From/To Agency	From/To Fund	FY2022 Actual	FY2023 Estimate	FY2024 Estimate
EPA/Unknown	2000		383.6	383.6
	Subtotal:		383.6	383.6

## Sources & Uses Details of All Grants

Agency: EVA Department of Environmental Quality  
 Grant Title: Solid Waste Management Grants  
 AFIS Grant # : ASU1

CFDA: 10.762

	FY 2022 Actual	FY 2023 Estimate	FY 2024 Estimate
FTE Positions	0.1	0.1	0.1
<b>Beginning Balance</b>	<b>0.0</b>	<b>0.0</b>	<b>0.0</b>
<b>Revenues</b>			
New Federal Revenue	9.6	3.9	3.9
Pass Through Funds (From other state agencies)	0.0	0.0	0.0
Transfers and Other Funds (In)	0.0	0.0	0.0
<b>Total Revenue</b>	<b>9.6</b>	<b>3.9</b>	<b>3.9</b>
<b>Expenditures</b>			
Personal Services	4.6	1.9	1.9
Employee Related Expenses	2.0	0.8	0.8
Professional and Outside Services	0.0	0.0	0.0
Travel In-State	0.0	0.0	0.0
Travel Out-of-State	0.0	0.0	0.0
Food	0.0	0.0	0.0
Pass-Through Funds (To Other State Agencies)	0.0	0.0	0.0
Pass-Through Funds (To Non-State Agencies)	0.0	0.0	0.0
Aid to Individuals	0.0	0.0	0.0
Other Operating Expenditures	0.0	0.0	0.0
Land Acquisition and Captial Projects	0.0	0.0	0.0
Capital and Non Capital Equipment	0.0	0.0	0.0
Cost Allocation / Indirect Costs	3.0	1.2	1.2
Transfers and Refunds (Out)	0.0	0.0	0.0
<b>Total Expenditures</b>	<b>9.6</b>	<b>3.9</b>	<b>3.9</b>
<b>Ending Balance</b>	<b>0.0</b>	<b>0.0</b>	<b>0.0</b>

## Sources & Uses Details of All Grants

Agency: EVA Department of Environmental Quality  
 Grant Title: State and Tribal Response Program Grants  
 AFIS Grant #: SRG

CFDA: 66.817

	FY 2022 Actual	FY 2023 Estimate	FY 2024 Estimate
FTE Positions	2.7	2.9	2.9
<b>Beginning Balance</b>	<b>0.0</b>	<b>0.0</b>	<b>0.0</b>
<b>Revenues</b>			
New Federal Revenue	881.9	978.3	978.3
Pass Through Funds (From other state agencies)	0.0	0.0	0.0
Transfers and Other Funds (In)	0.0	0.0	0.0
<b>Total Revenue</b>	<b>881.9</b>	<b>978.3</b>	<b>978.3</b>
<b>Expenditures</b>			
Personal Services	158.5	289.2	289.2
Employee Related Expenses	64.1	137.4	137.4
Professional and Outside Services	295.7	365.2	365.2
Travel In-State	0.5	9.3	9.3
Travel Out-of-State	0.0	4.9	4.9
Food	0.0	0.0	0.0
Pass-Through Funds (To Other State Agencies)	0.0	0.0	0.0
Pass-Through Funds (To Non-State Agencies)	260.7	0.0	0.0
Aid to Individuals	0.0	0.0	0.0
Other Operating Expenditures	2.3	5.8	5.8
Land Acquisition and Captial Projects	0.0	0.0	0.0
Capital and Non Capital Equipment	0.0	0.6	0.6
Cost Allocation / Indirect Costs	100.1	165.9	165.9
Transfers and Refunds (Out)	0.0	0.0	0.0
<b>Total Expenditures</b>	<b>881.9</b>	<b>978.3</b>	<b>978.3</b>
<b>Ending Balance</b>	<b>0.0</b>	<b>0.0</b>	<b>0.0</b>

### Pass Through Fund Details

#### Pass-Through Funds (To Non-State Agencies)

From/To Agency	From/To Fund	FY2022 Actual	FY2023 Estimate	FY2024 Estimate
		0.0	0.0	0.0
EPA/Lowell Observatory	2000	10.9	0.0	0.0
EPA/Copper Basin Community	2000	4.2	0.0	0.0
EPA/Tombstone Unified Schoo	2000	30.2	0.0	0.0
EPA/County of Show Low	2000	38.2	0.0	0.0
EPA/County of Mohave	2000	177.2	0.0	0.0
Subtotal:		260.7	0.0	0.0

## Sources & Uses Details of All Grants

<b>Agency:</b>	EVA Department of Environmental Quality
<b>Grant Title:</b>	State Memorandum of Agreement Program for the Reimbursement of Technical Services
<b>AFIS Grant # :</b>	DOD <span style="float: right;">CFDA: 12.113</span>

	FY 2022 Actual	FY 2023 Estimate	FY 2024 Estimate
FTE Positions	2.8	0.0	0.0
<b>Beginning Balance</b>	<b>0.0</b>	<b>0.0</b>	<b>0.0</b>
<b>Revenues</b>			
New Federal Revenue	818.6	0.0	0.0
Pass Through Funds (From other state agencies)	0.0	0.0	0.0
Transfers and Other Funds (In)	0.0	0.0	0.0
<b>Total Revenue</b>	<b>818.6</b>	<b>0.0</b>	<b>0.0</b>
<b>Expenditures</b>			
Personal Services	210.4	0.0	0.0
Employee Related Expenses	68.1	0.0	0.0
Professional and Outside Services	414.7	0.0	0.0
Travel In-State	0.0	0.0	0.0
Travel Out-of-State	0.0	0.0	0.0
Food	0.0	0.0	0.0
Pass-Through Funds (To Other State Agencies)	0.0	0.0	0.0
Pass-Through Funds (To Non-State Agencies)	0.0	0.0	0.0
Aid to Individuals	0.0	0.0	0.0
Other Operating Expenditures	0.0	0.0	0.0
Land Acquisition and Captial Projects	0.0	0.0	0.0
Capital and Non Capital Equipment	0.0	0.0	0.0
Cost Allocation / Indirect Costs	125.4	0.0	0.0
Transfers and Refunds (Out)	0.0	0.0	0.0
<b>Total Expenditures</b>	<b>818.6</b>	<b>0.0</b>	<b>0.0</b>
<b>Ending Balance</b>	<b>0.0</b>	<b>0.0</b>	<b>0.0</b>



## Sources & Uses Details of All Grants

<b>Agency:</b>	EVA Department of Environmental Quality
<b>Grant Title:</b>	Superfund State, Political Subdivision, and Indian Tribe Site-Specific Cooperative Agreements
<b>AFIS Grant # :</b>	PASI <span style="float: right;"><b>CFDA: 66.802</b></span>

	FY 2022 Actual	FY 2023 Estimate	FY 2024 Estimate
FTE Positions	0.2	0.2	0.2
<b>Beginning Balance</b>	<b>0.0</b>	<b>0.0</b>	<b>0.0</b>
<b>Revenues</b>			
New Federal Revenue	51.2	60.9	60.9
Pass Through Funds (From other state agencies)	0.0	0.0	0.0
Transfers and Other Funds (In)	0.0	0.0	0.0
<b>Total Revenue</b>	<b>51.2</b>	<b>60.9</b>	<b>60.9</b>
<b>Expenditures</b>			
Personal Services	26.3	31.0	31.0
Employee Related Expenses	9.0	11.0	11.0
Professional and Outside Services	0.0	0.0	0.0
Travel In-State	0.0	0.0	0.0
Travel Out-of-State	0.0	0.0	0.0
Food	0.0	0.0	0.0
Pass-Through Funds (To Other State Agencies)	0.0	0.0	0.0
Pass-Through Funds (To Non-State Agencies)	0.0	0.0	0.0
Aid to Individuals	0.0	0.0	0.0
Other Operating Expenditures	0.0	0.0	0.0
Land Acquisition and Captial Projects	0.0	0.0	0.0
Capital and Non Capital Equipment	0.0	0.0	0.0
Cost Allocation / Indirect Costs	15.9	18.9	18.9
Transfers and Refunds (Out)	0.0	0.0	0.0
<b>Total Expenditures</b>	<b>51.2</b>	<b>60.9</b>	<b>60.9</b>
<b>Ending Balance</b>	<b>0.0</b>	<b>0.0</b>	<b>0.0</b>

## Sources & Uses Details of All Grants

<b>Agency:</b>	EVA Department of Environmental Quality
<b>Grant Title:</b>	Superfund State, Political Subdivision, and Indian Tribe Site-Specific Cooperative Agreements
<b>AFIS Grant # :</b>	DOD01 <span style="float: right;"><b>CFDA:</b> 66.802</span>

	FY 2022 Actual	FY 2023 Estimate	FY 2024 Estimate
FTE Positions	0.0	1.0	1.0
<b>Beginning Balance</b>	<b>0.0</b>	<b>0.0</b>	<b>0.0</b>
<b>Revenues</b>			
New Federal Revenue	0.0	1,893.3	1,893.3
Pass Through Funds (From other state agencies)	0.0	0.0	0.0
Transfers and Other Funds (In)	0.0	0.0	0.0
<b>Total Revenue</b>	<b>0.0</b>	<b>1,893.3</b>	<b>1,893.3</b>
<b>Expenditures</b>			
Personal Services	0.0	478.7	478.7
Employee Related Expenses	0.0	186.7	186.7
Professional and Outside Services	0.0	912.4	912.4
Travel In-State	0.0	6.4	6.4
Travel Out-of-State	0.0	9.7	9.7
Food	0.0	0.0	0.0
Pass-Through Funds (To Other State Agencies)	0.0	0.0	0.0
Pass-Through Funds (To Non-State Agencies)	0.0	0.0	0.0
Aid to Individuals	0.0	0.0	0.0
Other Operating Expenditures	0.0	0.0	0.0
Land Acquisition and Captial Projects	0.0	0.0	0.0
Capital and Non Capital Equipment	0.0	0.0	0.0
Cost Allocation / Indirect Costs	0.0	299.4	299.4
Transfers and Refunds (Out)	0.0	0.0	0.0
<b>Total Expenditures</b>	<b>0.0</b>	<b>1,893.3</b>	<b>1,893.3</b>
<b>Ending Balance</b>	<b>0.0</b>	<b>0.0</b>	<b>0.0</b>

## Sources & Uses Details of All Grants

<b>Agency:</b>	EVA Department of Environmental Quality
<b>Grant Title:</b>	Superfund State, Political Subdivision, and Indian Tribe Site-Specific Cooperative Agreements
<b>AFIS Grant # :</b>	MSCA <span style="float: right;"><b>CFDA: 66.802</b></span>

	FY 2022 Actual	FY 2023 Estimate	FY 2024 Estimate
FTE Positions	1.8	1.0	1.0
<b>Beginning Balance</b>	<b>0.0</b>	<b>0.0</b>	<b>0.0</b>
<b>Revenues</b>			
New Federal Revenue	450.8	1,781.0	1,781.0
Pass Through Funds (From other state agencies)	0.0	0.0	0.0
Transfers and Other Funds (In)	0.0	0.0	0.0
<b>Total Revenue</b>	<b>450.8</b>	<b>1,781.0</b>	<b>1,781.0</b>
<b>Expenditures</b>			
Personal Services	90.0	259.4	259.4
Employee Related Expenses	32.1	101.2	101.2
Professional and Outside Services	273.6	1,252.0	1,252.0
Travel In-State	0.1	1.6	1.6
Travel Out-of-State	0.0	4.6	4.6
Food	0.0	0.0	0.0
Pass-Through Funds (To Other State Agencies)	0.0	0.0	0.0
Pass-Through Funds (To Non-State Agencies)	0.0	0.0	0.0
Aid to Individuals	0.0	0.0	0.0
Other Operating Expenditures	0.1	0.0	0.0
Land Acquisition and Captial Projects	0.0	0.0	0.0
Capital and Non Capital Equipment	0.0	0.0	0.0
Cost Allocation / Indirect Costs	54.9	162.2	162.2
Transfers and Refunds (Out)	0.0	0.0	0.0
<b>Total Expenditures</b>	<b>450.8</b>	<b>1,781.0</b>	<b>1,781.0</b>
<b>Ending Balance</b>	<b>0.0</b>	<b>0.0</b>	<b>0.0</b>

## Sources & Uses Details of All Grants

**Agency:** EVA Department of Environmental Quality  
**Grant Title:** Surveys, Studies, Research, Investigations, Demonstrations, and Special Purpose Activities Relati  
**AFIS Grant # :** PM2A5 **CFDA:** 66.034

	FY 2022 Actual	FY 2023 Estimate	FY 2024 Estimate
FTE Positions		1.6	1.6
<b>Beginning Balance</b>	<b>0.0</b>	<b>0.0</b>	<b>0.0</b>
<b>Revenues</b>			
New Federal Revenue	213.2	329.4	329.4
Pass Through Funds (From other state agencies)	0.0	0.0	0.0
Transfers and Other Funds (In)	0.0	0.0	0.0
<b>Total Revenue</b>	<b>213.2</b>	<b>329.4</b>	<b>329.4</b>
<b>Expenditures</b>			
Personal Services	59.2	54.1	54.1
Employee Related Expenses	22.9	21.1	21.1
Professional and Outside Services	6.2	0.0	0.0
Travel In-State	0.0	8.6	8.6
Travel Out-of-State	0.0	6.0	6.0
Food	0.0	0.0	0.0
Pass-Through Funds (To Other State Agencies)	0.0	0.0	0.0
Pass-Through Funds (To Non-State Agencies)	76.7	126.7	126.7
Aid to Individuals	0.0	0.0	0.0
Other Operating Expenditures	9.0	54.0	54.0
Land Acquisition and Captial Projects	0.0	0.0	0.0
Capital and Non Capital Equipment	2.3	25.0	25.0
Cost Allocation / Indirect Costs	36.9	33.9	33.9
Transfers and Refunds (Out)	0.0	0.0	0.0
<b>Total Expenditures</b>	<b>213.2</b>	<b>329.4</b>	<b>329.4</b>
<b>Ending Balance</b>	<b>0.0</b>	<b>0.0</b>	<b>0.0</b>

### Pass Through Fund Details

#### Pass-Through Funds (To Non-State Agencies)

From/To Agency	From/To Fund	FY2022 Actual	FY2023 Estimate	FY2024 Estimate
EPA/National Park Service Inte	2000	11.0	0.0	0.0
EPA/Pinal County AZ	2000	65.7	0.0	0.0
EPA/Unknown	2000	0.0	126.7	126.7
Subtotal:		76.7	126.7	126.7

## Sources & Uses Details of All Grants

**Agency:** EVA Department of Environmental Quality  
**Grant Title:** Surveys, Studies, Research, Investigations, Demonstrations, and Special Purpose Activities Relati  
**AFIS Grant # :** NATTS **CFDA:** 66.034

	FY 2022 Actual	FY 2023 Estimate	FY 2024 Estimate
FTE Positions	1.0	0.0	0.0
<b>Beginning Balance</b>	<b>0.0</b>	<b>0.0</b>	<b>0.0</b>
<b>Revenues</b>			
New Federal Revenue	47.3	0.0	0.0
Pass Through Funds (From other state agencies)	0.0	0.0	0.0
Transfers and Other Funds (In)	0.0	0.0	0.0
<b>Total Revenue</b>	<b>47.3</b>	<b>0.0</b>	<b>0.0</b>
<b>Expenditures</b>			
Personal Services	23.8	0.0	0.0
Employee Related Expenses	8.8	0.0	0.0
Professional and Outside Services	0.0	0.0	0.0
Travel In-State	0.0	0.0	0.0
Travel Out-of-State	0.0	0.0	0.0
Food	0.0	0.0	0.0
Pass-Through Funds (To Other State Agencies)	0.0	0.0	0.0
Pass-Through Funds (To Non-State Agencies)	0.0	0.0	0.0
Aid to Individuals	0.0	0.0	0.0
Other Operating Expenditures	0.0	0.0	0.0
Land Acquisition and Captial Projects	0.0	0.0	0.0
Capital and Non Capital Equipment	0.0	0.0	0.0
Cost Allocation / Indirect Costs	14.7	0.0	0.0
Transfers and Refunds (Out)	0.0	0.0	0.0
<b>Total Expenditures</b>	<b>47.3</b>	<b>0.0</b>	<b>0.0</b>
<b>Ending Balance</b>	<b>0.0</b>	<b>0.0</b>	<b>0.0</b>

## Sources & Uses Details of All Grants

**Agency:** EVA Department of Environmental Quality  
**Grant Title:** Surveys, Studies, Research, Investigations, Demonstrations, and Special Purpose Activities Relati  
**AFIS Grant # :** ARPP01 **CFDA:** 66.034

	FY 2022 Actual	FY 2023 Estimate	FY 2024 Estimate
FTE Positions	0.0	0.0	0.0
<b>Beginning Balance</b>	<b>0.0</b>	<b>0.0</b>	<b>0.0</b>
<b>Revenues</b>			
New Federal Revenue	0.0	247.0	247.0
Pass Through Funds (From other state agencies)	0.0	0.0	0.0
Transfers and Other Funds (In)	0.0	0.0	0.0
<b>Total Revenue</b>	<b>0.0</b>	<b>247.0</b>	<b>247.0</b>
<b>Expenditures</b>			
Personal Services	0.0	0.0	0.0
Employee Related Expenses	0.0	0.0	0.0
Professional and Outside Services	0.0	0.0	0.0
Travel In-State	0.0	0.0	0.0
Travel Out-of-State	0.0	0.0	0.0
Food	0.0	0.0	0.0
Pass-Through Funds (To Other State Agencies)	0.0	0.0	0.0
Pass-Through Funds (To Non-State Agencies)	0.0	29.5	29.5
Aid to Individuals	0.0	0.0	0.0
Other Operating Expenditures	0.0	0.0	0.0
Land Acquisition and Captial Projects	0.0	0.0	0.0
Capital and Non Capital Equipment	0.0	217.5	217.5
Cost Allocation / Indirect Costs	0.0	0.0	0.0
Transfers and Refunds (Out)	0.0	0.0	0.0
<b>Total Expenditures</b>	<b>0.0</b>	<b>247.0</b>	<b>247.0</b>
<b>Ending Balance</b>	<b>0.0</b>	<b>0.0</b>	<b>0.0</b>

### Pass Through Fund Details

#### Pass-Through Funds (To Non-State Agencies)

From/To Agency	From/To Fund	FY2022 Actual	FY2023 Estimate	FY2024 Estimate
EPA/Pinal County	2000	0.0	29.5	29.5
Subtotal:		0.0	29.5	29.5

## Sources & Uses Details of All Grants

<b>Agency:</b>	EVA Department of Environmental Quality
<b>Grant Title:</b>	Underground Storage Tank (UST) Prevention, Detection, and Compliance Program
<b>AFIS Grant # :</b>	UST <span style="float: right;"><b>CFDA: 66.804</b></span>

	FY 2022 Actual	FY 2023 Estimate	FY 2024 Estimate
FTE Positions	3.0	2.7	2.7
<b>Beginning Balance</b>	<b>0.0</b>	<b>0.0</b>	<b>0.0</b>
<b>Revenues</b>			
New Federal Revenue	437.0	497.5	497.5
Pass Through Funds (From other state agencies)	0.0	0.0	0.0
Transfers and Other Funds (In)	0.0	0.0	0.0
<b>Total Revenue</b>	<b>437.0</b>	<b>497.5</b>	<b>497.5</b>
<b>Expenditures</b>			
Personal Services	173.3	198.9	198.9
Employee Related Expenses	63.2	88.2	88.2
Professional and Outside Services	74.9	67.5	67.5
Travel In-State	9.0	9.0	9.0
Travel Out-of-State	0.0	0.0	0.0
Food	0.0	0.0	0.0
Pass-Through Funds (To Other State Agencies)	0.0	0.0	0.0
Pass-Through Funds (To Non-State Agencies)	0.0	0.0	0.0
Aid to Individuals	0.0	0.0	0.0
Other Operating Expenditures	7.0	3.5	3.5
Land Acquisition and Captial Projects	0.0	0.0	0.0
Capital and Non Capital Equipment	3.2	0.0	0.0
Cost Allocation / Indirect Costs	106.4	130.4	130.4
Transfers and Refunds (Out)	0.0	0.0	0.0
<b>Total Expenditures</b>	<b>437.0</b>	<b>497.5</b>	<b>497.5</b>
<b>Ending Balance</b>	<b>0.0</b>	<b>0.0</b>	<b>0.0</b>

## Sources & Uses Details of All Grants

<b>Agency:</b>	EVA Department of Environmental Quality
<b>Grant Title:</b>	Water Pollution Control State, Interstate, and Tribal Program Support
<b>AFIS Grant # :</b>	106WPC8 <span style="float: right;"><b>CFDA:</b> 66.419</span>

	FY 2022 Actual	FY 2023 Estimate	FY 2024 Estimate
FTE Positions	0.0	0.0	0.0
<b>Beginning Balance</b>	<b>0.0</b>	<b>0.0</b>	<b>0.0</b>
<b>Revenues</b>			
New Federal Revenue	25.6	0.0	0.0
Pass Through Funds (From other state agencies)	0.0	0.0	0.0
Transfers and Other Funds (In)	0.0	0.0	0.0
<b>Total Revenue</b>	<b>25.6</b>	<b>0.0</b>	<b>0.0</b>
<b>Expenditures</b>			
Personal Services	0.0	0.0	0.0
Employee Related Expenses	0.0	0.0	0.0
Professional and Outside Services	25.6	0.0	0.0
Travel In-State	0.0	0.0	0.0
Travel Out-of-State	0.0	0.0	0.0
Food	0.0	0.0	0.0
Pass-Through Funds (To Other State Agencies)	0.0	0.0	0.0
Pass-Through Funds (To Non-State Agencies)	0.0	0.0	0.0
Aid to Individuals	0.0	0.0	0.0
Other Operating Expenditures	0.0	0.0	0.0
Land Acquisition and Captial Projects	0.0	0.0	0.0
Capital and Non Capital Equipment	0.0	0.0	0.0
Cost Allocation / Indirect Costs	0.0	0.0	0.0
Transfers and Refunds (Out)	0.0	0.0	0.0
<b>Total Expenditures</b>	<b>25.6</b>	<b>0.0</b>	<b>0.0</b>
<b>Ending Balance</b>	<b>0.0</b>	<b>0.0</b>	<b>0.0</b>



## Sources & Uses Details of All Grants

<b>Agency:</b>	EVA Department of Environmental Quality
<b>Grant Title:</b>	Water Pollution Control State, Interstate, and Tribal Program Support
<b>AFIS Grant # :</b>	106MI9 <span style="float: right;"><b>CFDA:</b> 66.419</span>

	FY 2022 Actual	FY 2023 Estimate	FY 2024 Estimate
FTE Positions	1.0	0.0	0.0
<b>Beginning Balance</b>	<b>0.0</b>	<b>0.0</b>	<b>0.0</b>
<b>Revenues</b>			
New Federal Revenue	168.9	0.0	0.0
Pass Through Funds (From other state agencies)	0.0	0.0	0.0
Transfers and Other Funds (In)	0.0	0.0	0.0
<b>Total Revenue</b>	<b>168.9</b>	<b>0.0</b>	<b>0.0</b>
<b>Expenditures</b>			
Personal Services	62.7	0.0	0.0
Employee Related Expenses	19.2	0.0	0.0
Professional and Outside Services	50.1	0.0	0.0
Travel In-State	0.0	0.0	0.0
Travel Out-of-State	0.0	0.0	0.0
Food	0.0	0.0	0.0
Pass-Through Funds (To Other State Agencies)	0.0	0.0	0.0
Pass-Through Funds (To Non-State Agencies)	0.0	0.0	0.0
Aid to Individuals	0.0	0.0	0.0
Other Operating Expenditures	0.0	0.0	0.0
Land Acquisition and Captial Projects	0.0	0.0	0.0
Capital and Non Capital Equipment	0.0	0.0	0.0
Cost Allocation / Indirect Costs	36.9	0.0	0.0
Transfers and Refunds (Out)	0.0	0.0	0.0
<b>Total Expenditures</b>	<b>168.9</b>	<b>0.0</b>	<b>0.0</b>
<b>Ending Balance</b>	<b>0.0</b>	<b>0.0</b>	<b>0.0</b>

## Sources & Uses Details of All Grants

<b>Agency:</b>	EVA Department of Environmental Quality
<b>Grant Title:</b>	Water Pollution Control State, Interstate, and Tribal Program Support
<b>AFIS Grant # :</b>	106M01 <span style="float: right;"><b>CFDA:</b> 66.419</span>

	FY 2022 Actual	FY 2023 Estimate	FY 2024 Estimate
FTE Positions	0.0	2.0	2.0
<b>Beginning Balance</b>	<b>0.0</b>	<b>0.0</b>	<b>0.0</b>
<b>Revenues</b>			
New Federal Revenue	0.0	254.8	254.8
Pass Through Funds (From other state agencies)	0.0	0.0	0.0
Transfers and Other Funds (In)	0.0	0.0	0.0
<b>Total Revenue</b>	<b>0.0</b>	<b>254.8</b>	<b>254.8</b>
<b>Expenditures</b>			
Personal Services	0.0	84.3	84.3
Employee Related Expenses	0.0	32.9	32.9
Professional and Outside Services	0.0	84.9	84.9
Travel In-State	0.0	0.0	0.0
Travel Out-of-State	0.0	0.0	0.0
Food	0.0	0.0	0.0
Pass-Through Funds (To Other State Agencies)	0.0	0.0	0.0
Pass-Through Funds (To Non-State Agencies)	0.0	0.0	0.0
Aid to Individuals	0.0	0.0	0.0
Other Operating Expenditures	0.0	0.0	0.0
Land Acquisition and Captial Projects	0.0	0.0	0.0
Capital and Non Capital Equipment	0.0	0.0	0.0
Cost Allocation / Indirect Costs	0.0	52.7	52.7
Transfers and Refunds (Out)	0.0	0.0	0.0
<b>Total Expenditures</b>	<b>0.0</b>	<b>254.8</b>	<b>254.8</b>
<b>Ending Balance</b>	<b>0.0</b>	<b>0.0</b>	<b>0.0</b>

## Sources & Uses Details of All Grants

Agency: EVA Department of Environmental Quality  
 Grant Title: Water Quality Management Planning  
 AFIS Grant # : 604(b)18

CFDA: 66.454

	FY 2022 Actual	FY 2023 Estimate	FY 2024 Estimate
FTE Positions	0.0	0.0	0.0
<b>Beginning Balance</b>	<b>0.0</b>	<b>0.0</b>	<b>0.0</b>
<b>Revenues</b>			
New Federal Revenue	68.5	0.0	0.0
Pass Through Funds (From other state agencies)	0.0	0.0	0.0
Transfers and Other Funds (In)	0.0	0.0	0.0
<b>Total Revenue</b>	<b>68.5</b>	<b>0.0</b>	<b>0.0</b>
<b>Expenditures</b>			
Personal Services	0.0	0.0	0.0
Employee Related Expenses	0.0	0.0	0.0
Professional and Outside Services	0.0	0.0	0.0
Travel In-State	0.0	0.0	0.0
Travel Out-of-State	0.0	0.0	0.0
Food	0.0	0.0	0.0
Pass-Through Funds (To Other State Agencies)	0.0	0.0	0.0
Pass-Through Funds (To Non-State Agencies)	68.5	0.0	0.0
Aid to Individuals	0.0	0.0	0.0
Other Operating Expenditures	0.0	0.0	0.0
Land Acquisition and Captial Projects	0.0	0.0	0.0
Capital and Non Capital Equipment	0.0	0.0	0.0
Cost Allocation / Indirect Costs	0.0	0.0	0.0
Transfers and Refunds (Out)	0.0	0.0	0.0
<b>Total Expenditures</b>	<b>68.5</b>	<b>0.0</b>	<b>0.0</b>
<b>Ending Balance</b>	<b>0.0</b>	<b>0.0</b>	<b>0.0</b>

### Pass Through Fund Details

#### Pass-Through Funds (To Non-State Agencies)

From/To Agency	From/To Fund	FY2022 Actual	FY2023 Estimate	FY2024 Estimate
EPA/Southeastern Arizona Go	2000	0.9	0.0	0.0
EPA/Pima Association of Gove	2000	0.9	0.0	0.0
EPA/Northern Arizona Council	2000	1.5	0.0	0.0
EPA/Maricopa Association of	2000	0.9	0.0	0.0
EPA/City of Tucson	2000	60.0	0.0	0.0
EPA/La Paz County	2000	3.4	0.0	0.0
EPA/County of Mohave	2000	0.9	0.0	0.0
Subtotal:		68.5	0.0	0.0

## Sources & Uses Details of All Grants

Agency: EVA Department of Environmental Quality  
 Grant Title: Water Quality Management Planning  
 AFIS Grant # : 604(b)22

CFDA: 66.454

	FY 2022 Actual	FY 2023 Estimate	FY 2024 Estimate
FTE Positions	0.0	0.0	0.0
<b>Beginning Balance</b>	<b>0.0</b>	<b>0.0</b>	<b>0.0</b>
<b>Revenues</b>			
New Federal Revenue	18.7	108.0	108.0
Pass Through Funds (From other state agencies)	0.0	0.0	0.0
Transfers and Other Funds (In)	0.0	0.0	0.0
<b>Total Revenue</b>	<b>18.7</b>	<b>108.0</b>	<b>108.0</b>
<b>Expenditures</b>			
Personal Services	0.0	0.0	0.0
Employee Related Expenses	0.0	0.0	0.0
Professional and Outside Services	0.0	0.0	0.0
Travel In-State	0.0	0.0	0.0
Travel Out-of-State	0.0	0.0	0.0
Food	0.0	0.0	0.0
Pass-Through Funds (To Other State Agencies)	0.0	0.0	0.0
Pass-Through Funds (To Non-State Agencies)	18.7	108.0	108.0
Aid to Individuals	0.0	0.0	0.0
Other Operating Expenditures	0.0	0.0	0.0
Land Acquisition and Captial Projects	0.0	0.0	0.0
Capital and Non Capital Equipment	0.0	0.0	0.0
Cost Allocation / Indirect Costs	0.0	0.0	0.0
Transfers and Refunds (Out)	0.0	0.0	0.0
<b>Total Expenditures</b>	<b>18.7</b>	<b>108.0</b>	<b>108.0</b>
<b>Ending Balance</b>	<b>0.0</b>	<b>0.0</b>	<b>0.0</b>

### Pass Through Fund Details

#### Pass-Through Funds (To Non-State Agencies)

From/To Agency	From/To Fund	FY2022 Actual	FY2023 Estimate	FY2024 Estimate
		0.0	0.0	0.0
EPA/Southeastern Arizona Go	2000	2.2	0.0	0.0
EPA/Maricopa Association of	2000	3.4	0.0	0.0
EPA/Central Arizona Associati	2000	6.9	0.0	0.0
EPA/Northern Arizona Council	2000	1.8	0.0	0.0
EPA/Pima Association of Gove	2000	4.4	0.0	0.0
EPA/Unknown	unknown	0.0	108.0	108.0
<b>Subtotal:</b>		<b>18.7</b>	<b>108.0</b>	<b>108.0</b>

## Listing of Performance Measures of All Grants

<b>Agency:</b>	EVA Department of Environmental Quality		
<b>Title:</b>	Environmental Information Exchange Network Grant Program and Related Assistance		
<b>AFIS Grant No:</b>	NIEN-18	<b>CFDA:</b>	66.608
<b>Periodic:</b>	One-Time	<b>Start Date:</b>	10/1/2018
<b>Type of Grant:</b>	Competitive Fundin	<b>If Other, Explain:</b>	<b>Administrative costs are permitted to be paid using this federal money:</b> <input type="checkbox"/>
<b>Fed. % or \$ Cap:</b>		<b>Source of Match:</b>	
<b>AFIS fund number where the grant is maintained:</b>	2000		
<b>Is this American Recovery and Reinvestment Act money (Stimulus)?</b>	No		
<b>Is this from 2020 federal stimulus funding?</b>	No		

**Description:** The National Environmental Information Exchange Network (EN) is an inter-governmental partnership to foster better environmental management and decision-making through increased access to timely and high quality environmental information. The EN, launched in 2002, uses a standards-based approach to facilitate environmental data sharing among EPA, states, tribes and territories. This framework allows organizations to exchange and share data over the Internet regardless of the specific information technology used. The EN is the foundation for the E-Enterprise Initiative, also a joint state, tribal, territory and EPA partnership, launched in 2013. Its goals include expanding access to environmental data, personalizing the access experience through customized portals and re-engineering and streamlining regulatory information collection and reporting processes to achieve burden reduction and cost avoidance. Phase 1 of EN implementation focused on transforming the regulatory reporting processes of eight national data flows, by moving them from out-of-date reporting methods to standardized electronic reporting approaches based on EN data standards and technology. Phase 2, which was initiated in 2013, focuses on providing the data management and technology approaches needed by EPA and its co-regulators to collaboratively modernize and improve the implementation of environmental programs. This includes creating and using shared services, data publishing and EPA outbound services to increase access to EPA data, innovative collection, monitoring and analytical methods, and electronic reporting to states by the regulated community. The Exchange Network Grant Program provides funding for projects that develop the Network and enable timely, on-demand access to environmental data through innovative technologies, improved support systems, and expanded collaboration using shared tools and services EPA encourages applicants to propose projects that align with the principles of E-Enterprise for the Environment. Funding Priorities - Fiscal Year 2021: There are three funding areas for the FY 2021 EPA Exchange Network Grant Program: Funding Area 1: Increased Data Access and Innovative Business Processes. The opportunities under this funding area are designed to help agencies adopt innovative business processes and modernize the critical data services that power their systems and workflows. Funding Area 2: Eliminate paper submittals and expand e-reporting. The opportunities under this funding area are designed by EPA National Program Offices to help their stakeholders submit and share programmatic data for fourteen EPA programs. Funding Area 3: Augment the Information Management Capacity of EN Partners. The opportunities under this funding area are designed to enable applicants to build the IT and data management capacity necessary to effectively manage their environmental programs and to identify the most valuable ways for their programs to participate in the EN.

**Performance Measure:** Substantial adherence to grant work plan

FY 2021	FY 2022	FY 2023	FY 2024
---------	---------	---------	---------

**Performance Measure Description:**

Substantial adherence to grant work plan

## Listing of Performance Measures of All Grants

**Agency:** EVA Department of Environmental Quality

**Title:** Environmental Information Exchange Network Grant Program and Related Assistance

**AFIS Grant No:** NIEN-19 **CFDA:** 66.608 **Grantor:** ENVIRONMENTAL PROTECTION AGENCY, ENVIR

**Periodic:** One-Time **Start Date:** 10/1/2019 **End Date:** 9/30/2022

**Type of Grant:** Competitive Fundin **If Other, Explain:** **Administrative costs are permitted to be paid using this federal money:**

**Fed. % or \$ Cap:** **Source of Match:**

**AFIS fund number where the grant is maintained:** 2000

**Is this American Recovery and Reinvestment Act money (Stimulus)?** No

**Is this from 2020 federal stimulus funding?** No

**Description:** The National Environmental Information Exchange Network (EN) is an inter-governmental partnership to foster better environmental management and decision-making through increased access to timely and high quality environmental information. The EN, launched in 2002, uses a standards-based approach to facilitate environmental data sharing among EPA, states, tribes and territories. This framework allows organizations to exchange and share data over the Internet regardless of the specific information technology used. The EN is the foundation for the E-Enterprise Initiative, also a joint state, tribal, territory and EPA partnership, launched in 2013. Its goals include expanding access to environmental data, personalizing the access experience through customized portals and re-engineering and streamlining regulatory information collection and reporting processes to achieve burden reduction and cost avoidance. Phase 1 of EN implementation focused on transforming the regulatory reporting processes of eight national data flows, by moving them from out-of-date reporting methods to standardized electronic reporting approaches based on EN data standards and technology. Phase 2, which was initiated in 2013, focuses on providing the data management and technology approaches needed by EPA and its co-regulators to collaboratively modernize and improve the implementation of environmental programs. This includes creating and using shared services, data publishing and EPA outbound services to increase access to EPA data, innovative collection, monitoring and analytical methods, and electronic reporting to states by the regulated community. The Exchange Network Grant Program provides funding for projects that develop the Network and enable timely, on-demand access to environmental data through innovative technologies, improved support systems, and expanded collaboration using shared tools and services EPA encourages applicants to propose projects that align with the principles of E-Enterprise for the Environment. Funding Priorities - Fiscal Year 2021: There are three funding areas for the FY 2021 EPA Exchange Network Grant Program: Funding Area 1: Increased Data Access and Innovative Business Processes. The opportunities under this funding area are designed to help agencies adopt innovative business processes and modernize the critical data services that power their systems and workflows. Funding Area 2: Eliminate paper submittals and expand e-reporting. The opportunities under this funding area are designed by EPA National Program Offices to help their stakeholders submit and share programmatic data for fourteen EPA programs. Funding Area 3: Augment the Information Management Capacity of EN Partners. The opportunities under this funding area are designed to enable applicants to build the IT and data management capacity necessary to effectively manage their environmental programs and to identify the most valuable ways for their programs to participate in the EN.

**Performance Measure:** Substantial Adherence to grant work plan

**FY 2021**    **FY 2022**    **FY 2023**    **FY 2024**

**Performance Measure Description:**

Substantial adherence to grant work plan

## Listing of Performance Measures of All Grants

<b>Agency:</b>	EVA Department of Environmental Quality		
<b>Title:</b>	Environmental Information Exchange Network Grant Program and Related Assistance		
<b>AFIS Grant No:</b>	NIEN-20	<b>CFDA:</b>	66.608
<b>Periodic:</b>	One-Time	<b>Start Date:</b>	10/1/2020
<b>Type of Grant:</b>	Formula Funding	<b>If Other, Explain:</b>	Administrative costs are permitted to be paid using this federal money: <input type="checkbox"/>
<b>Fed. % or \$ Cap:</b>		<b>Source of Match:</b>	
<b>AFIS fund number where the grant is maintained:</b>	2000		
<b>Is this American Recovery and Reinvestment Act money (Stimulus)?</b>	No		
<b>Is this from 2020 federal stimulus funding?</b>	No		

**Description:** The National Environmental Information Exchange Network (EN) is an inter-governmental partnership to foster better environmental management and decision-making through increased access to timely and high quality environmental information. The EN, launched in 2002, uses a standards-based approach to facilitate environmental data sharing among EPA, states, tribes and territories. This framework allows organizations to exchange and share data over the Internet regardless of the specific information technology used. The EN is the foundation for the E-Enterprise Initiative, also a joint state, tribal, territory and EPA partnership, launched in 2013. Its goals include expanding access to environmental data, personalizing the access experience through customized portals and re-engineering and streamlining regulatory information collection and reporting processes to achieve burden reduction and cost avoidance. Phase 1 of EN implementation focused on transforming the regulatory reporting processes of eight national data flows, by moving them from out-of-date reporting methods to standardized electronic reporting approaches based on EN data standards and technology. Phase 2, which was initiated in 2013, focuses on providing the data management and technology approaches needed by EPA and its co-regulators to collaboratively modernize and improve the implementation of environmental programs. This includes creating and using shared services, data publishing and EPA outbound services to increase access to EPA data, innovative collection, monitoring and analytical methods, and electronic reporting to states by the regulated community. The Exchange Network Grant Program provides funding for projects that develop the Network and enable timely, on-demand access to environmental data through innovative technologies, improved support systems, and expanded collaboration using shared tools and services EPA encourages applicants to propose projects that align with the principles of E-Enterprise for the Environment. Funding Priorities - Fiscal Year 2021: There are three funding areas for the FY 2021 EPA Exchange Network Grant Program: Funding Area 1: Increased Data Access and Innovative Business Processes. The opportunities under this funding area are designed to help agencies adopt innovative business processes and modernize the critical data services that power their systems and workflows. Funding Area 2: Eliminate paper submittals and expand e-reporting. The opportunities under this funding area are designed by EPA National Program Offices to help their stakeholders submit and share programmatic data for fourteen EPA programs. Funding Area 3: Augment the Information Management Capacity of EN Partners. The opportunities under this funding area are designed to enable applicants to build the IT and data management capacity necessary to effectively manage their environmental programs and to identify the most valuable ways for their programs to participate in the EN.

**Performance Measure:** Substantial Adherence to Grant Workplan.

<u>FY 2021</u>	<u>FY 2022</u>	<u>FY 2023</u>	<u>FY 2024</u>
----------------	----------------	----------------	----------------

**Performance Measure Description:**

Substantial Adherence to Grant Workplan.

## Listing of Performance Measures of All Grants

**Agency:** EVA Department of Environmental Quality

**Title:** Environmental Information Exchange Network Grant Program and Related Assistance

**AFIS Grant No:** NIEN-21      **CFDA:** 66.608      **Grantor:** ENVIRONMENTAL PROTECTION AGENCY, ENVIR

**Periodic:** Periodic Renewal      **Start Date:** 10/1/2021      **End Date:** 9/30/2024

**Type of Grant:** Formula Funding      **If Other, Explain:** Administrative costs are permitted to be paid using this federal money:

**Fed. % or \$ Cap:** 100      **Source of Match:**

**AFIS fund number where the grant is maintained:** 2000

**Is this American Recovery and Reinvestment Act money (Stimulus)?** No

**Is this from 2020 federal stimulus funding?** No

**Description:** The National Environmental Information Exchange Network (EN) is an inter-governmental partnership to foster better environmental management and decision-making through increased access to timely and high quality environmental information. The EN, launched in 2002, uses a standards-based approach to facilitate environmental data sharing among EPA, states, tribes and territories. This framework allows organizations to exchange and share data over the Internet regardless of the specific information technology used. The EN is the foundation for the E-Enterprise Initiative, also a joint state, tribal, territory and EPA partnership, launched in 2013. Its goals include expanding access to environmental data, personalizing the access experience through customized portals and re-engineering and streamlining regulatory information collection and reporting processes to achieve burden reduction and cost avoidance. Phase 1 of EN implementation focused on transforming the regulatory reporting processes of eight national data flows, by moving them from out-of-date reporting methods to standardized electronic reporting approaches based on EN data standards and technology. Phase 2, which was initiated in 2013, focuses on providing the data management and technology approaches needed by EPA and its co-regulators to collaboratively modernize and improve the implementation of environmental programs. This includes creating and using shared services, data publishing and EPA outbound services to increase access to EPA data, innovative collection, monitoring and analytical methods, and electronic reporting to states by the regulated community. The Exchange Network Grant Program provides funding for projects that develop the Network and enable timely, on-demand access to environmental data through innovative technologies, improved support systems, and expanded collaboration using shared tools and services EPA encourages applicants to propose projects that align with the principles of E-Enterprise for the Environment. Funding Priorities - Fiscal Year 2021: There are three funding areas for the FY 2021 EPA Exchange Network Grant Program: Funding Area 1: Increased Data Access and Innovative Business Processes. The opportunities under this funding area are designed to help agencies adopt innovative business processes and modernize the critical data services that power their systems and workflows. Funding Area 2: Eliminate paper submittals and expand e-reporting. The opportunities under this funding area are designed by EPA National Program Offices to help their stakeholders submit and share programmatic data for fourteen EPA programs. Funding Area 3: Augment the Information Management Capacity of EN Partners. The opportunities under this funding area are designed to enable applicants to build the IT and data management capacity necessary to effectively manage their environmental programs and to identify the most valuable ways for their programs to participate in the EN.

**Performance Measure:** Substantial adherence to grant work plan

FY 2021	FY 2022	FY 2023	FY 2024
---------	---------	---------	---------

**Performance Measure Description:**

Substantial adherence to grant work plan



# Listing of Performance Measures of All Grants

Agency: EVA Department of Environmental Quality

Title: Interagency Hazardous Materials Public Sector Training and Planning Grants

AFIS Grant No: HMEP2 CFDA: 20.703 Grantor: PIPELINE AND HAZARDOUS MATERIALS SAFETY

Periodic: On-going Start Date: 9/30/2019 End Date: 9/29/2022

Type of Grant: Pass-Through Funds If Other, Explain: Administrative costs are permitted to be paid using this federal money:

Fed. % or \$ Cap: 100% Source of Match:

AFIS fund number where the grant is maintained: 2000

Is this American Recovery and Reinvestment Act money (Stimulus)? No

Is this from 2020 federal stimulus funding? No

**Description:** Hazardous Materials Emergency Preparedness Grant (HMEP): To increase State, local, territorial and tribal effectiveness to safely and efficiently handle hazardous materials accidents and incidents; enhance implementation of the Emergency Planning and Community Right-to-Know Act of 1986 (EPCRA); and encourage a comprehensive approach to emergency planning and training by incorporating response to transportation standards. Hazardous Materials Instructor Training Grant (HMIT): To facilitate a "train the trainer" program to train hazmat instructors who will then train hazmat employees in the proper handling of hazardous materials. Supplemental Public Sector Training Grants (SPST): to facilitate the training of instructors, thereby increasing the number of training instructors available to conduct hazardous materials responder training programs for individuals with statutory responsibility to respond to hazardous materials accidents and incidents. Assistance for Local Emergency Response Training Grant (ALERT): to promote hazmat response training for volunteer or remote emergency responders to respond to incidents or accidents involving the transportation of crude oil, ethanol and other flammable liquids by rail. Hazardous Materials Community Safety Grants (CS): to conduct national outreach and training programs to assist communities in preparing for and responding to accidents and incidents involving the transportation of hazardous materials, including Class 3 flammable liquids by rail; and train State and local personnel responsible for enforcing the safe transportation of hazardous materials, including Class 3 flammable liquids.

**Performance Measure:** Substantial adherence to grant work plan

FY 2021 FY 2022 FY 2023 FY 2024

**Performance Measure Description:**

Substantial adherence to grant work plan

## Listing of Performance Measures of All Grants

Agency: EVA Department of Environmental Quality

Title: Leaking Underground Storage Tank Trust Fund Corrective Action Program

AFIS Grant No: LUST CFDA: 66.805 Grantor: ENVIRONMENTAL PROTECTION AGENCY, ENVIR

Periodic: On-going Start Date: 7/1/2020 End Date: 6/30/2025

Type of Grant: Formula Funding If Other, Explain: Administrative costs are permitted to be paid using this federal money:

Fed. % or \$ Cap: 90% Source of Match: EV3450

AFIS fund number where the grant is maintained: 2000

Is this American Recovery and Reinvestment Act money (Stimulus)? No

Is this from 2020 federal stimulus funding? No

Description: To support state (including territories that are included in the definition of state in the Solid Waste Disposal Act) and tribal corrective action programs that address releases from underground storage tanks (USTs).Funding Priorities - Fiscal Year 2021 and Fiscal Year 2022: Cooperative agreements to states and tribes to support activities in making progress in cleaning up petroleum leaks by initiating and completing cleanups and reducing the backlog of sites not yet cleaned up. Cooperative agreements to states and tribes to support activities in making progress in cleaning up petroleum leaks by initiating and completing cleanups and reducing the backlog of sites not yet cleaned up. In FY 2022, at least 80 percent of LUST corrective action appropriated funds will be provided to states to carry out the LUST corrective action program. The priority in FY 2022 is to provide resources to states to perform core cleanup work, with a focus on cleaning up the highest priority sites.

Performance Measure: Substantial adherence to grant work plan

FY 2021 FY 2022 FY 2023 FY 2024

Performance Measure Description:

Substantial adherence to grant work plan

## Listing of Performance Measures of All Grants

Agency: EVA Department of Environmental Quality

Title: Multipurpose Grants to States and Tribes

AFIS Grant No: MPAQD CFDA: 66.204

Grantor: ENVIRONMENTAL PROTECTION AGENCY, ENVIR

Periodic: One-Time Start Date: 2/20/2020

End Date: 6/30/2021

Type of Grant: Competitive Fundin If Other, Explain:

Administrative costs are permitted to be paid using this federal money:

Fed. % or \$ Cap: Source of Match:

AFIS fund number where the grant is maintained: 2000

Is this American Recovery and Reinvestment Act money (Stimulus)? No

Is this from 2020 federal stimulus funding? No

Description: Multipurpose Grants (MPGs) are intended to be used at state and tribal discretion, for high-priority activities to complement activities funded under established environmental statutes. Funding Priorities - Fiscal Year 2021: Funding is available to assist with the implementation of state and tribal-determined priority activities, complementing programs under established environmental statutes. States are encouraged to consider using MPG funds to address emerging contaminants such as PFAS. States may also direct the funds to address other important priorities such as advancing environmental justice and tackling climate change.

Performance Measure: Substantial adherence to grant work plan

FY 2021 FY 2022 FY 2023 FY 2024

Performance Measure Description:

Substantial adherence to grant work plan.

## Listing of Performance Measures of All Grants

Agency: EVA Department of Environmental Quality

Title: Nonpoint Source Implementation Grants

AFIS Grant No: NPS28 CFDA: 66.460

Grantor: ENVIRONMENTAL PROTECTION AGENCY, ENVIR

Periodic: On-going Start Date: 10/1/2017

End Date: 9/30/2022

Type of Grant: Formula Funding If Other, Explain:

Administrative costs are permitted to be paid using this federal money:

Fed. % or \$ Cap: 60% Source of Match: Local

AFIS fund number where the grant is maintained: 2000

Is this American Recovery and Reinvestment Act money (Stimulus)? No

Is this from 2020 federal stimulus funding? No

**Description:** To assist States, the District of Columbia, American Samoa, Guam, Northern Marianas, Puerto Rico, Virgin Islands (hereinafter referred to as States), and qualified Indian Tribes and intertribal consortia in implementing EPA-approved Section 319 nonpoint source management programs. Funding Priority - Fiscal Year 2021: EPA's funding priority is to award grants that implement a grant recipient's nonpoint source management program plan, particularly the development and implementation of watershed-based plans, focusing on watersheds with water quality impairments caused by nonpoint sources, which result in improved water quality in impaired waters. These watershed plans are a mechanism to coordinate monitoring and planning on a watershed basis and will build a foundation for effective implementation actions using federal and other funding. Nonpoint source implementation projects include best management practice (BMP) installation for animal wastes, sediment, pesticide and fertilizer control, a variety of other structural and non-structural practices, watershed planning, monitoring, watershed coordinators, technology demonstration, and a variety of education/outreach programs, among others.

**Performance Measure:** Substantial adherence to grant work plan.

FY 2021   FY 2022   FY 2023   FY 2024

**Performance Measure Description:**

ADEQ will measure progress against the work plan deliverables in each grant/federal fund.

## Listing of Performance Measures of All Grants

Agency: EVA Department of Environmental Quality

Title: Nonpoint Source Implementation Grants

AFIS Grant No: NPS29 CFDA: 66.460

Grantor: ENVIRONMENTAL PROTECTION AGENCY, ENVIR

Periodic: On-going Start Date: 10/1/2018

End Date: 9/30/2023

Type of Grant: Formula Funding If Other, Explain:

Administrative costs are permitted to be paid using this federal money:

Fed. % or \$ Cap: 60% Source of Match: Local/State Match (WQARF)

AFIS fund number where the grant is maintained: 2000

Is this American Recovery and Reinvestment Act money (Stimulus)? No

Is this from 2020 federal stimulus funding? No

**Description:** To assist States, the District of Columbia, American Samoa, Guam, Northern Marianas, Puerto Rico, Virgin Islands (hereinafter referred to as States), and qualified Indian Tribes and intertribal consortia in implementing EPA-approved Section 319 nonpoint source management programs. Funding Priority - Fiscal Year 2021: EPA's funding priority is to award grants that implement a grant recipient's nonpoint source management program plan, particularly the development and implementation of watershed-based plans, focusing on watersheds with water quality impairments caused by nonpoint sources, which result in improved water quality in impaired waters. These watershed plans are a mechanism to coordinate monitoring and planning on a watershed basis and will build a foundation for effective implementation actions using federal and other funding. Nonpoint source implementation projects include best management practice (BMP) installation for animal wastes, sediment, pesticide and fertilizer control, a variety of other structural and non-structural practices, watershed planning, monitoring, watershed coordinators, technology demonstration, and a variety of education/outreach programs, among others.

**Performance Measure:** Substantial adherence to grant work plan.

FY 2021   FY 2022   FY 2023   FY 2024

**Performance Measure Description:**

ADEQ will measure progress against the work plan deliverables in each grant/federal fund.

## Listing of Performance Measures of All Grants

Agency: EVA Department of Environmental Quality

Title: Nonpoint Source Implementation Grants

AFIS Grant No: NPS30 CFDA: 66.460

Grantor: ENVIRONMENTAL PROTECTION AGENCY, ENVIR

Periodic: On-going Start Date: 10/1/2019

End Date: 9/30/2024

Type of Grant: Formula Funding If Other, Explain:

Administrative costs are permitted to be paid using this federal money:

Fed. % or \$ Cap: 60% Source of Match: Local

AFIS fund number where the grant is maintained: 2000

Is this American Recovery and Reinvestment Act money (Stimulus)? No

Is this from 2020 federal stimulus funding? No

**Description:** To assist States, the District of Columbia, American Samoa, Guam, Northern Marianas, Puerto Rico, Virgin Islands (hereinafter referred to as States), and qualified Indian Tribes and intertribal consortia in implementing EPA-approved Section 319 nonpoint source management programs. Funding Priority - Fiscal Year 2021: EPA's funding priority is to award grants that implement a grant recipient's nonpoint source management program plan, particularly the development and implementation of watershed-based plans, focusing on watersheds with water quality impairments caused by nonpoint sources, which result in improved water quality in impaired waters. These watershed plans are a mechanism to coordinate monitoring and planning on a watershed basis and will build a foundation for effective implementation actions using federal and other funding. Nonpoint source implementation projects include best management practice (BMP) installation for animal wastes, sediment, pesticide and fertilizer control, a variety of other structural and non-structural practices, watershed planning, monitoring, watershed coordinators, technology demonstration, and a variety of education/outreach programs, among others.

**Performance Measure:** Substantial adherence to grant work plan

FY 2021   FY 2022   FY 2023   FY 2024

**Performance Measure Description:**

Substantial adherence to grant work plan

## Listing of Performance Measures of All Grants

Agency: EVA Department of Environmental Quality

Title: Nonpoint Source Implementation Grants

AFIS Grant No: NPS31 CFDA: 66.460

Grantor: ENVIRONMENTAL PROTECTION AGENCY, ENVIR

Periodic: On-going Start Date: 10/1/2020

End Date: 9/25/2025

Type of Grant: Formula Funding If Other, Explain:

Administrative costs are permitted to be paid using this federal money:

Fed. % or \$ Cap: 60% Source of Match: Recipient & local

AFIS fund number where the grant is maintained: 2000

Is this American Recovery and Reinvestment Act money (Stimulus)? No

Is this from 2020 federal stimulus funding? No

**Description:** To assist States, the District of Columbia, American Samoa, Guam, Northern Marianas, Puerto Rico, Virgin Islands (hereinafter referred to as States), and qualified Indian Tribes and intertribal consortia in implementing EPA-approved Section 319 nonpoint source management programs. Funding Priority - Fiscal Year 2021: EPA's funding priority is to award grants that implement a grant recipient's nonpoint source management program plan, particularly the development and implementation of watershed-based plans, focusing on watersheds with water quality impairments caused by nonpoint sources, which result in improved water quality in impaired waters. These watershed plans are a mechanism to coordinate monitoring and planning on a watershed basis and will build a foundation for effective implementation actions using federal and other funding. Nonpoint source implementation projects include best management practice (BMP) installation for animal wastes, sediment, pesticide and fertilizer control, a variety of other structural and non-structural practices, watershed planning, monitoring, watershed coordinators, technology demonstration, and a variety of education/outreach programs, among others.

**Performance Measure:** Substantial Adherence to Grant Workplan.

FY 2021   FY 2022   FY 2023   FY 2024

**Performance Measure Description:**

Substantial Adherence to Grant Workplan.

## Listing of Performance Measures of All Grants

Agency: EVA Department of Environmental Quality

Title: Nonpoint Source Implementation Grants

AFIS Grant No: NPS32 CFDA: 66.460

Grantor: ENVIRONMENTAL PROTECTION AGENCY, ENVIR

Periodic: On-going Start Date: 10/1/2021

End Date: 9/30/2026

Type of Grant: Competitive Fundin If Other, Explain:

Administrative costs are permitted to be paid using this federal money:

Fed. % or \$ Cap: 60% Source of Match: Local

AFIS fund number where the grant is maintained: 2000

Is this American Recovery and Reinvestment Act money (Stimulus)? No

Is this from 2020 federal stimulus funding? No

**Description:** To assist States, the District of Columbia, American Samoa, Guam, Northern Marianas, Puerto Rico, Virgin Islands (hereinafter referred to as States), and qualified Indian Tribes and intertribal consortia in implementing EPA-approved Section 319 nonpoint source management programs. Funding Priority - Fiscal Year 2021: EPA's funding priority is to award grants that implement a grant recipient's nonpoint source management program plan, particularly the development and implementation of watershed-based plans, focusing on watersheds with water quality impairments caused by nonpoint sources, which result in improved water quality in impaired waters. These watershed plans are a mechanism to coordinate monitoring and planning on a watershed basis and will build a foundation for effective implementation actions using federal and other funding. Nonpoint source implementation projects include best management practice (BMP) installation for animal wastes, sediment, pesticide and fertilizer control, a variety of other structural and non-structural practices, watershed planning, monitoring, watershed coordinators, technology demonstration, and a variety of education/outreach programs, among others.

**Performance Measure:** Substantial adherence to grant work plan

FY 2021   FY 2022   FY 2023   FY 2024

**Performance Measure Description:**

Substantial adherence to grant work plan



## Listing of Performance Measures of All Grants

Agency: EVA Department of Environmental Quality

**Title:** Performance Partnership Grants

**AFIS Grant No:** PPG **CFDA:** 66.605 **Grantor:** ENVIRONMENTAL PROTECTION AGENCY, ENVIR

**Periodic:** On-going **Start Date:** 7/1/2020 **End Date:** 6/30/2022

**Type of Grant:** Formula Funding **If Other, Explain:** **Administrative costs are permitted to be paid using this federal money:**

**Fed. % or \$ Cap:** 50% **Source of Match:** WQFF, WQARF, SDWF, VEI

**AFIS fund number where the grant is maintained:** 2000

**Is this American Recovery and Reinvestment Act money (Stimulus)?** No

**Is this from 2020 federal stimulus funding?** No

**Description:** Improving EPA's partnership with the States and Tribes is critical to accelerating environmental outcomes. Performance Partnership Grants (PPGs) are the cornerstone of the National Environmental Performance Partnership System (NEPPS) -- EPA's strategy to strengthen partnerships and build a results-based management system. PPGs are innovative grant delivery tools that allow States and Tribes to combine up to 19 eligible State and Tribal Assistance Grants (STAG) grants into a single grant with a single budget. PPGs can reduce administrative transaction costs, provide the flexibility to direct resources toward the highest priority environmental problems, and support cross-media approaches and initiatives. EPA's overarching goal is to optimize the leveraging power of PPGs to focus strategically on the joint priorities of EPA, States and Tribes. PPGs do not include any funding in addition to the state and tribal assistance grants provided under other statutory authorities. Improving EPA's partnership with the States and Tribes is critical to accelerating environmental outcomes. Performance Partnership Grants (PPGs) are the cornerstone of the National Environmental Performance Partnership System (NEPPS) -- EPA's strategy to strengthen partnerships and build a results-based management system. PPGs are innovative grant delivery tools that allow States and Tribes to combine up to 19 eligible State and Tribal Assistance Grants (STAG) grants into a single grant with a single budget. PPGs can reduce administrative transaction costs, provide the flexibility to direct resources toward the highest priority environmental problems, and support cross-media approaches and initiatives. EPA's overarching goal is to optimize the leveraging power of PPGs to focus strategically on the joint priorities of EPA, States and Tribes. PPGs do not include any funding in addition to the state and tribal assistance grants provided under other statutory authorities. Please visit "Implementing Performance Partnerships", (found at: <https://www.epa.gov/ocir/nepps-implementing-performance-partnerships>) to view a list of all 19 environmental program grants eligible for inclusion in a PPG. Funding Priorities - Fiscal Year 2021: EPA headquarters and the Regional offices will give priority to flexibility and opportunities to work collaboratively with the States and Tribes. The Agency will continue to focus on achieving its goals for implementing NEPPS and Performance Partnership Grants (PPGs) which serve to: (1) strengthen partnerships between EPA, the States, Tribes and interstate agencies through joint planning, priority setting efficient and effective management of federal-state resources; (2) provide States, Tribes, and interstate agencies with flexibility to direct resources where they are needed to address environmental and public health priorities; (3) link program activities more effectively with environmental and public health goals and environmental outcomes; (4) foster implementation of innovative approaches such as pollution prevention, ecosystem management, and community-based environmental protection strategies; and (5) provide savings by streamlining administrative requirements.

**Performance Measure:** Substantial adherence to grant work plan

**FY 2021**    **FY 2022**    **FY 2023**    **FY 2024**

**Performance Measure Description:**

Substantial adherence to grant work plan

## Listing of Performance Measures of All Grants

**Agency:** EVA Department of Environmental Quality

**Title:** Performance Partnership Grants

**AFIS Grant No:** PPG001      **CFDA:** 66.605      **Grantor:** ENVIRONMENTAL PROTECTION AGENCY, ENVIR

**Periodic:** One-Time      **Start Date:** 7/1/2022      **End Date:** 6/30/2024

**Type of Grant:** Competitive Fundin      **If Other, Explain:**      **Administrative costs are permitted to be paid using this federal money:**

**Fed. % or \$ Cap:** 50      **Source of Match:** WQFF,SDWF,WQARF, VEI, HW

**AFIS fund number where the grant is maintained:** 200

**Is this American Recovery and Reinvestment Act money (Stimulus)?** No

**Is this from 2020 federal stimulus funding?** No

**Description:** Improving EPA's partnership with the States and Tribes is critical to accelerating environmental outcomes. Performance Partnership Grants (PPGs) are the cornerstone of the National Environmental Performance Partnership System (NEPPS) -- EPA's strategy to strengthen partnerships and build a results-based management system. PPGs are innovative grant delivery tools that allow States and Tribes to combine up to 19 eligible State and Tribal Assistance Grants (STAG) grants into a single grant with a single budget. PPGs can reduce administrative transaction costs, provide the flexibility to direct resources toward the highest priority environmental problems, and support cross-media approaches and initiatives. EPA's overarching goal is to optimize the leveraging power of PPGs to focus strategically on the joint priorities of EPA, States and Tribes. PPGs do not include any funding in addition to the state and tribal assistance grants provided under other statutory authorities. Improving EPA's partnership with the States and Tribes is critical to accelerating environmental outcomes. Performance Partnership Grants (PPGs) are the cornerstone of the National Environmental Performance Partnership System (NEPPS) -- EPA's strategy to strengthen partnerships and build a results-based management system. PPGs are innovative grant delivery tools that allow States and Tribes to combine up to 19 eligible State and Tribal Assistance Grants (STAG) grants into a single grant with a single budget. PPGs can reduce administrative transaction costs, provide the flexibility to direct resources toward the highest priority environmental problems, and support cross-media approaches and initiatives. EPA's overarching goal is to optimize the leveraging power of PPGs to focus strategically on the joint priorities of EPA, States and Tribes. PPGs do not include any funding in addition to the state and tribal assistance grants provided under other statutory authorities. Please visit "Implementing Performance Partnerships", (found at: <https://www.epa.gov/ocir/nepps-implementing-performance-partnerships>) to view a list of all 19 environmental program grants eligible for inclusion in a PPG. Funding Priorities - Fiscal Year 2021: EPA headquarters and the Regional offices will give priority to flexibility and opportunities to work collaboratively with the States and Tribes. The Agency will continue to focus on achieving its goals for implementing NEPPS and Performance Partnership Grants (PPGs) which serve to: (1) strengthen partnerships between EPA, the States, Tribes and interstate agencies through joint planning, priority setting efficient and effective management of federal-state resources; (2) provide States, Tribes, and interstate agencies with flexibility to direct resources where they are needed to address environmental and public health priorities; (3) link program activities more effectively with environmental and public health goals and environmental outcomes; (4) foster implementation of innovative approaches such as pollution prevention, ecosystem management, and community-based environmental protection strategies; and (5) provide savings by streamlining administrative requirements.

**Performance Measure:** Substantial adherence to work plan

FY 2021	FY 2022	FY 2023	FY 2024
---------	---------	---------	---------

**Performance Measure Description:**

Substantial adherence to work plan.

## Listing of Performance Measures of All Grants

Agency: EVA Department of Environmental Quality

Title: Solid Waste Management Grants

AFIS Grant No: ASU1 CFDA: 10.762

Grantor: RURAL UTILITIES SERVICE, AGRICULTURE, DEPA

Periodic: One-Time Start Date: 10/1/2021

End Date: 9/30/2022

Type of Grant: Competitive Fundin If Other, Explain:

Administrative costs are permitted to be paid using this federal money:

Fed. % or \$ Cap: 100 Source of Match:

AFIS fund number where the grant is maintained:

Is this American Recovery and Reinvestment Act money (Stimulus)? No

Is this from 2020 federal stimulus funding? No

Description: To reduce or eliminate pollution of water resources and improve planning and management of solid waste disposal facilities in rural areas.

Performance Measure: Substantial adherence to grant work plan

FY 2021 FY 2022 FY 2023 FY 2024

Performance Measure Description:

Substantial adherence to grant work plan

## Listing of Performance Measures of All Grants

**Agency:** EVA Department of Environmental Quality

**Title:** State and Tribal Response Program Grants

**AFIS Grant No:** SRG **CFDA:** 66.817

**Grantor:** ENVIRONMENTAL PROTECTION AGENCY, ENVIR

**Periodic:** On-going **Start Date:** 7/1/2018

**End Date:** 6/30/2023

**Type of Grant:** Formula Funding **If Other, Explain:**

**Administrative costs are permitted to be paid using this federal money:**

**Fed. % or \$ Cap:** 100% **Source of Match:**

**AFIS fund number where the grant is maintained:** 2000

**Is this American Recovery and Reinvestment Act money (Stimulus)?** No

**Is this from 2020 federal stimulus funding?** No

**Description:** EPA's CERCLA Section 128(a) grant program funds activities that establish or enhance state and tribal response program capacity, capitalize revolving loan funds (RLFs), and support insurance mechanisms. The goal of this funding is to provide financial support to establish and enhance the four elements of an effective state or tribal response program as specified in CERCLA Section 128 and to ensure that states and tribes maintain a public record of sites included in their programs. In addition, the CERCLA Section 128(a) grant program provides technical assistance funding for training and research to small communities, Indian tribes, rural communities, and disadvantaged areas as defined in Section 128(a)(1)(B)(III)(iv). Funding Priorities - Fiscal Year 2022: Funding will be prioritized as follows: (1) Funding for program development activities to establish or enhance the four elements of a state or tribal response program and to enable states and tribes to comply with the public record requirement, including activities related to institutional controls. (States and tribes that have established one or more of the four elements will not be prejudiced in funding distributions if their work plan includes activities that enhance the four elements. States with Voluntary Cleanup Program Memorandum of Agreement will not be prejudiced in funding distributions if their work plan does not include tasks related to establishing or enhancing the four elements.) (2) Funding for program development activities to enhance the response program or the cleanup capacity of a state or tribal response program. (3) Funding for site-specific activities at eligible brownfields sites. (4) Funding for environmental insurance mechanisms. (5) Funding to capitalize brownfields cleanup RLFs. In addition, pursuant to Section 128(a)(1)(B)(ii)(III), the program will allocate up to \$1.5 M of CERCLA 104(k) funding for technical assistance grants to small communities, Indian tribes, rural areas, or disadvantaged areas to carry out activities described in Section 9604(k)(7)(A). The maximum amount of technical assistance funding to support an individual community is \$20,000.

**Performance Measure:** Substantial adherence to grant work plan

FY 2021	FY 2022	FY 2023	FY 2024
---------	---------	---------	---------

**Performance Measure Description:**

Substantial adherence to grant work plan

## Listing of Performance Measures of All Grants

Agency: EVA Department of Environmental Quality

**Title:** State Memorandum of Agreement Program for the Reimbursement of Technical Services  
**AFIS Grant No:** DOD **CFDA:** 12.113 **Grantor:** DEPT OF THE ARMY, DEPT OF DEFENSE  
**Periodic:** On-going **Start Date:** 7/1/2020 **End Date:** 6/30/2022  
**Type of Grant:** Continuation Fundi **If Other, Explain:** Administrative costs are permitted to be paid using this federal money:   
**Fed. % or \$ Cap:** 100% **Source of Match:**  
**AFIS fund number where the grant is maintained:** 2000  
**Is this American Recovery and Reinvestment Act money (Stimulus)?** No  
**Is this from 2020 federal stimulus funding?** No  
**Description:** To reimburse each State and territory for their costs incurred by providing technical services in support of Department of Defense Environmental Restoration Program activities. This program seeks to facilitate State and territory participation in expediting cleanup at DoD hazardous waste sites, and to foster relations between States, military services, Defense agencies and DoD.

**Performance Measure:** Substantial adherence to grant work plan

FY 2021    FY 2022    FY 2023    FY 2024

**Performance Measure Description:**

Substantial adherence to grant work plan

## Listing of Performance Measures of All Grants

Agency: EVA Department of Environmental Quality

Title: Superfund State, Political Subdivision, and Indian Tribe Site-Specific Cooperative Agreements

AFIS Grant No: DOD01 CFDA: 66.802 Grantor: ENVIRONMENTAL PROTECTION AGENCY, ENVIR

Periodic: One-Time Start Date: 7/1/2022 End Date: 6/30/2024

Type of Grant: Competitive Fundin If Other, Explain: Administrative costs are permitted to be paid using this federal money:

Fed. % or \$ Cap: 100% Source of Match:

AFIS fund number where the grant is maintained: 2000

Is this American Recovery and Reinvestment Act money (Stimulus)? No

Is this from 2020 federal stimulus funding? No

**Description:** To (1) conduct site characterization activities at potential or confirmed hazardous waste sites; (2) undertake response planning and implementation actions at sites on the National Priorities List (NPL) to clean up the hazardous waste sites that are found to pose hazards to human health; and (3) effectively implement the statutory requirements of CERCLA 121(f) which mandates substantial and meaningful State involvement. Funding Priorities - Fiscal Year 2021: Funding must be used at specific hazardous waste sites to: (1) conduct non-time critical removal actions; (2) perform site characterization activities such as preliminary assessments, site inspections, remedial investigations, feasibility studies, and remedial design activities at potential or confirmed hazardous waste sites; (3) conduct remedial actions (i.e., cleanup) at uncontrolled hazardous waste sites as listed on the National Priorities List (NPL); (4) support CERCLA implementation activities; (5) identify Potentially Responsible Parties (PRPs); (6) conduct settlement negotiations; (7) take enforcement actions against PRPs; and (8) oversee PRP cleanups.

**Performance Measure:** Substantial adherence to grant work plan

FY 2021   FY 2022   FY 2023   FY 2024

**Performance Measure Description:**

Substantial adherence to grant work plan

## Listing of Performance Measures of All Grants

Agency: EVA Department of Environmental Quality

Title: Superfund State, Political Subdivision, and Indian Tribe Site-Specific Cooperative Agreements

AFIS Grant No: MSCA CFDA: 66.802 Grantor: ENVIRONMENTAL PROTECTION AGENCY, ENVIR

Periodic: On-going Start Date: 7/1/2020 End Date: 6/30/2024

Type of Grant: Continuation Fundi If Other, Explain: Administrative costs are permitted to be paid using this federal money:

Fed. % or \$ Cap: 100% Source of Match:

AFIS fund number where the grant is maintained: 2000

Is this American Recovery and Reinvestment Act money (Stimulus)? No

Is this from 2020 federal stimulus funding? No

Description: To (1) conduct site characterization activities at potential or confirmed hazardous waste sites; (2) undertake response planning and implementation actions at sites on the National Priorities List (NPL) to clean up the hazardous waste sites that are found to pose hazards to human health; and (3) effectively implement the statutory requirements of CERCLA 121(f) which mandates substantial and meaningful State involvement. Funding Priorities - Fiscal Year 2021: Funding must be used at specific hazardous waste sites to: (1) conduct non-time critical removal actions; (2) perform site characterization activities such as preliminary assessments, site inspections, remedial investigations, feasibility studies, and remedial design activities at potential or confirmed hazardous waste sites; (3) conduct remedial actions (i.e., cleanup) at uncontrolled hazardous waste sites as listed on the National Priorities List (NPL); (4) support CERCLA implementation activities; (5) identify Potentially Responsible Parties (PRPs); (6) conduct settlement negotiations; (7) take enforcement actions against PRPs; and (8) oversee PRP cleanups.

Performance Measure: Substantial adherence to grant work plan

FY 2021 FY 2022 FY 2023 FY 2024

Performance Measure Description:

Substantial adherence to grant work plan

## Listing of Performance Measures of All Grants

Agency: EVA Department of Environmental Quality

Title: Superfund State, Political Subdivision, and Indian Tribe Site-Specific Cooperative Agreements

AFIS Grant No: PASI CFDA: 66.802 Grantor: ENVIRONMENTAL PROTECTION AGENCY, ENVIR

Periodic: One-Time Start Date: 7/1/2021 End Date: 6/30/2023

Type of Grant: Competitive Fundin If Other, Explain: Administrative costs are permitted to be paid using this federal money:

Fed. % or \$ Cap: 100 Source of Match:

AFIS fund number where the grant is maintained: 2000

Is this American Recovery and Reinvestment Act money (Stimulus)? No

Is this from 2020 federal stimulus funding? No

Description: To (1) conduct site characterization activities at potential or confirmed hazardous waste sites; (2) undertake response planning and implementation actions at sites on the National Priorities List (NPL) to clean up the hazardous waste sites that are found to pose hazards to human health; and (3) effectively implement the statutory requirements of CERCLA 121(f) which mandates substantial and meaningful State involvement. Funding Priorities - Fiscal Year 2021: Funding must be used at specific hazardous waste sites to: (1) conduct non-time critical removal actions; (2) perform site characterization activities such as preliminary assessments, site inspections, remedial investigations, feasibility studies, and remedial design activities at potential or confirmed hazardous waste sites; (3) conduct remedial actions (i.e., cleanup) at uncontrolled hazardous waste sites as listed on the National Priorities List (NPL); (4) support CERCLA implementation activities; (5) identify Potentially Responsible Parties (PRPs); (6) conduct settlement negotiations; (7) take enforcement actions against PRPs; and (8) oversee PRP cleanups.

Performance Measure: Substantial Adherence to Grant Workplan.

FY 2021 FY 2022 FY 2023 FY 2024

Performance Measure Description:

Substantial Adherence to Grant Workplan.



# Listing of Performance Measures of All Grants

<b>Agency:</b>	EVA Department of Environmental Quality		
<b>Title:</b>	Surveys, Studies, Research, Investigations, Demonstrations, and Special Purpose Activities Relating to the Clean Air Act		
<b>AFIS Grant No:</b>	ARPP01	<b>CFDA:</b>	66.034
<b>Periodic:</b>	One-Time	<b>Start Date:</b>	8/1/2022
<b>Type of Grant:</b>	Competitive Fundin	<b>If Other, Explain:</b>	Administrative costs are permitted to be paid using this federal money: <input type="checkbox"/>
<b>Fed. % or \$ Cap:</b>	100%	<b>Source of Match:</b>	
<b>AFIS fund number where the grant is maintained:</b>	2000		
<b>Is this American Recovery and Reinvestment Act money (Stimulus)?</b>	No		
<b>Is this from 2020 federal stimulus funding?</b>	No		

**Description:** To support Surveys, Studies, Research, Investigations, Demonstrations and Special Purpose assistance relating to the causes, effects (including health and welfare effects), extent, prevention, and control of air pollution to include such topics as air quality, acid deposition, global programs, indoor environments, radiation, mobile source technology and community-driven approaches to transportation and emissions reduction. Projects should also focus on addressing environmental justice (EJ) concerns in communities. EJ is the fair treatment and meaningful involvement of all people regardless of race, color, national origin, or income with respect to the development, implementation, and enforcement of environmental laws, regulations, and policies. Funding Priorities - Fiscal Year 2021: (1) Global Green Freight Supply Chain Demonstration program provides technical support, management and oversight in implementing outreach, analysis and capacity building for international green freight programs. The goal is to aid nations seeking to develop sustainable freight transport and increase efficiencies to reduce greenhouse gases and black carbon. (2) The NATTS program will continue to operate and maintain the national air toxics trends stations. The program also includes four supplemental program components: quality assurance, methods and instrumentation, sample and equipment shipping and handling, and data analyses using all available ambient air quality data for toxics with special emphasis on observations from the NATTS and community-scale monitoring programs. A community-scale ambient air toxics competition was conducted in FY2020 with award dates that were completed in FY2021. (3) The Climate Change Division supports the Atmospheric Protection Program by developing and delivering data, analysis, and technical information to industries, states, communities and tribes to identify technologies and strategies to meet Clean Air Act obligations and other statutory requirements. This includes a range of activities such as managing the annual data reporting, verification and publication of greenhouse gas (GHG) data and compiling the "Inventory of U.S. Greenhouse Gas Emissions and Sinks;" implementing partnership programs targeting non-CO2 GHGs; developing analysis and support related to GHG emissions, technologies, economics, science, and policy across key sectors; applying the latest GHG emissions impacts and science information in policy contexts; conducting comprehensive economic analysis of GHG and energy policies; advancing understanding of the key mitigation technologies; general policy and analysis; and coordinating communication. (4) The Climate Protection Partnerships Division supports the Atmospheric Protection Program by developing and implementing partnership programs which are designed to capitalize on the cost-effective opportunities consumers, businesses, state and local governments have to invest in technologies, policies, and practices that reduce emissions of greenhouse gases and other air pollutants. CPPD programs work by overcoming widely-acknowledged market barriers, providing objective and rigorous information, tools, and resources, and motivating and recognizing leading action. These programs include ENERGY STAR - the government-backed symbol for energy efficiency - which provides simple, credible, and unbiased information that consumers and businesses rely on to make well-informed decisions that help them reduce energy use aFine Particle (PM2.5) Monitoring. The PM2.5 monitoring network includes three well-established components: the network of filter-based monitors used for comparison to the National Ambient Air Quality Standards (NAAQS); continuous mass monitors used primarily for public reporting of the Air Quality Index, but also for comparison to the NAAQS when continuous FEM monitors are employed; and speciation samplers operated as part of the Chemical Speciation Network (CSN) program that are used to characterize the chemical composition that makes up fine particulate matter. The CSN includes the Speciation Trends Network and supplemental speciation sites. (5) Fine Particle (PM2.5) Monitoring. The PM2.5 monitoring network includes three well-established components: the network of filter-based monitors used for comparison to the National Ambient Air Quality Standards (NAAQS); continuous mass monitors used primarily for public reporting of the Air Quality Index, but also for comparison to the NAAQS when continuous FEM monitors are employed; and speciation samplers operated as part of the Chemical Speciation Network (CSN) program that are used to characterize the chemical composition that makes up fine particulate matter. The CSN includes the Speciation Trends Network and supplemental speciation sites. (6) National Internet-based On-Board Diagnostics (OBD) Information Exchange-National OBD Clearinghouse. To support an information clearinghouse which provides state vehicle emission inspection and maintenance (I/M) programs with technical information needed to successfully implement onboard diagnostic (OBD) testing. (7) Indoor Environments: state and local asthma program capacity building to secure sustainable financing for home-based environmental interventions for low income and minority communities; education and outreach to the public, and technical assistance to states and tribes, to foster radon testing and mitigation in homes and schools; technical support to state IAQ programs, and communities, to foster adoption and spread of IAQ risk reduction policies and programs for residential and commercial (schools) buildings, with a focus on low income communities; support to the household energy sector to promote the adoption of clean cooking and heating technologies and implementation of cookstove design and performance standards. (8) Student Program for Research In Transportation and the Environment (SPRITE) Grant provides opportunities for senior-level undergraduate students to engage in transportation, greenhouse gas emissions, and environmental policy research, MIDAS will develop and administer a comprehensive educational program during the 2020-2021 academic year at the University of Michigan, Ann Arbor that will satisfy all three requested components as requested by the EPA. (9) Other potential research or special purpose projects related to the causes, effects, extent, prevention, and control of air pollution.

**Performance Measure:** Substantial adherence to work plan

FY 2021	FY 2022	FY 2023	FY 2024
---------	---------	---------	---------

**Performance Measure Description:**

Substantial adherence to work plan

## Listing of Performance Measures of All Grants

<b>Agency:</b>	EVA Department of Environmental Quality		
<b>Title:</b>	Surveys, Studies, Research, Investigations, Demonstrations, and Special Purpose Activities Relating to the Clean Air Act		
<b>AFIS Grant No:</b>	NATTS	<b>CFDA:</b>	66.034
<b>Periodic:</b>	On-going	<b>Start Date:</b>	7/1/2017
<b>Type of Grant:</b>	Competitive Fundin	<b>If Other, Explain:</b>	Administrative costs are permitted to be paid using this federal money: <input checked="" type="checkbox"/>
<b>Fed. % or \$ Cap:</b>	100%	<b>Source of Match:</b>	
<b>AFIS fund number where the grant is maintained:</b>	2000		
<b>Is this American Recovery and Reinvestment Act money (Stimulus)?</b>	No		
<b>Is this from 2020 federal stimulus funding?</b>	No		

**Description:** To support Surveys, Studies, Research, Investigations, Demonstrations and Special Purpose assistance relating to the causes, effects (including health and welfare effects), extent, prevention, and control of air pollution to include such topics as air quality, acid deposition, global programs, indoor environments, radiation, mobile source technology and community-driven approaches to transportation and emissions reduction. Projects should also focus on addressing environmental justice (EJ) concerns in communities. EJ is the fair treatment and meaningful involvement of all people regardless of race, color, national origin, or income with respect to the development, implementation, and enforcement of environmental laws, regulations, and policies. Funding Priorities - Fiscal Year 2021: (1) Global Green Freight Supply Chain Demonstration program provides technical support, management and oversight in implementing outreach, analysis and capacity building for international green freight programs. The goal is to aid nations seeking to develop sustainable freight transport and increase efficiencies to reduce greenhouse gases and black carbon. (2) The NATTS program will continue to operate and maintain the national air toxics trends stations. The program also includes four supplemental program components: quality assurance, methods and instrumentation, sample and equipment shipping and handling, and data analyses using all available ambient air quality data for toxics with special emphasis on observations from the NATTS and community-scale monitoring programs. A community-scale ambient air toxics competition was conducted in FY2020 with award dates that were completed in FY2021. (3) The Climate Change Division supports the Atmospheric Protection Program by developing and delivering data, analysis, and technical information to industries, states, communities and tribes to identify technologies and strategies to meet Clean Air Act obligations and other statutory requirements. This includes a range of activities such as managing the annual data reporting, verification and publication of greenhouse gas (GHG) data and compiling the "Inventory of U.S. Greenhouse Gas Emissions and Sinks;" implementing partnership programs targeting non-CO2 GHGs; developing analysis and support related to GHG emissions, technologies, economics, science, and policy across key sectors; applying the latest GHG emissions impacts and science information in policy contexts; conducting comprehensive economic analysis of GHG and energy policies; advancing understanding of the key mitigation technologies; general policy and analysis; and coordinating communication. (4) The Climate Protection Partnerships Division supports the Atmospheric Protection Program by developing and implementing partnership programs which are designed to capitalize on the cost-effective opportunities consumers, businesses, state and local governments have to invest in technologies, policies, and practices that reduce emissions of greenhouse gases and other air pollutants. CPPD programs work by overcoming widely-acknowledged market barriers, providing objective and rigorous information, tools, and resources, and motivating and recognizing leading action. These programs include ENERGY STAR - the government-backed symbol for energy efficiency - which provides simple, credible, and unbiased information that consumers and businesses rely on to make well-informed decisions that help them reduce energy use a Fine Particle (PM2.5) Monitoring. The PM2.5 monitoring network includes three well-established components: the network of filter-based monitors used for comparison to the National Ambient Air Quality Standards (NAAQS); continuous mass monitors used primarily for public reporting of the Air Quality Index, but also for comparison to the NAAQS when continuous FEM monitors are employed; and speciation samplers operated as part of the Chemical Speciation Network (CSN) program that are used to characterize the chemical composition that makes up fine particulate matter. The CSN includes the Speciation Trends Network and supplemental speciation sites. (5) Fine Particle (PM2.5) Monitoring. The PM2.5 monitoring network includes three well-established components: the network of filter-based monitors used for comparison to the National Ambient Air Quality Standards (NAAQS); continuous mass monitors used primarily for public reporting of the Air Quality Index, but also for comparison to the NAAQS when continuous FEM monitors are employed; and speciation samplers operated as part of the Chemical Speciation Network (CSN) program that are used to characterize the chemical composition that makes up fine particulate matter. The CSN includes the Speciation Trends Network and supplemental speciation sites. (6) National Internet-based On-Board Diagnostics (OBD) Information Exchange-National OBD Clearinghouse. To support an information clearinghouse which provides state vehicle emission inspection and maintenance (I/M) programs with technical information needed to successfully implement onboard diagnostic (OBD) testing. (7) Indoor Environments: state and local asthma program capacity building to secure sustainable financing for home-based environmental interventions for low income and minority communities; education and outreach to the public, and technical assistance to states and tribes, to foster radon testing and mitigation in homes and schools; technical support to state IAQ programs, and communities, to foster adoption and spread of IAQ risk reduction policies and programs for residential and commercial (schools) buildings, with a focus on low income communities; support to the household energy sector to promote the adoption of clean cooking and heating technologies and implementation of cookstove design and performance standards. (8) Student Program for Research In Transportation and the Environment (SPRITE) Grant provides opportunities for senior-level undergraduate students to engage in transportation, greenhouse gas emissions, and environmental policy research, MIDAS will develop and administer a comprehensive educational program during the 2020-2021 academic year at the University of Michigan, Ann Arbor that will satisfy all three requested components as requested by the EPA. (9) Other potential research or special purpose projects related to the causes, effects, extent, prevention, and control of air pollution.

## Listing of Performance Measures of All Grants

Agency: EVA Department of Environmental Quality

Performance Measure: Substantial adherence to grant work plan

FY 2021    FY 2022    FY 2023    FY 2024

**Performance Measure Description:**

ADEQ will measure progress against the work plan deliverables in each grant/federal fund. The fiscal year 2015 grant work plan outputs were related to the operation of an air quality monitoring network for certain chemical constituents, and are not mutually exclusive deliverables. ADEQ has developed a full suite of individual and measurable grant deliverables for the US Environmental Protection Agency 103 and 105 grants (Clean Air Act, Sections 103 and 105) for fiscal year 2016.

---

# Listing of Performance Measures of All Grants

**Agency:** EVA Department of Environmental Quality

**Title:** Surveys, Studies, Research, Investigations, Demonstrations, and Special Purpose Activities Relating to the Clean Air Act  
**AFIS Grant No:** PM2A5 **CFDA:** 66.034 **Grantor:** ENVIRONMENTAL PROTECTION AGENCY, ENVIR  
**Periodic:** On-going **Start Date:** 4/1/2020 **End Date:** 3/31/2022  
**Type of Grant:** Competitive Fundin **If Other, Explain:** Administrative costs are permitted to be paid using this federal money:   
**Fed. % or \$ Cap:** 100% **Source of Match:**  
**AFIS fund number where the grant is maintained:** 2000  
**Is this American Recovery and Reinvestment Act money (Stimulus)?** No  
**Is this from 2020 federal stimulus funding?** No

**Description:** To support Surveys, Studies, Research, Investigations, Demonstrations and Special Purpose assistance relating to the causes, effects (including health and welfare effects), extent, prevention, and control of air pollution to include such topics as air quality, acid deposition, global programs, indoor environments, radiation, mobile source technology and community-driven approaches to transportation and emissions reduction. Projects should also focus on addressing environmental justice (EJ) concerns in communities. EJ is the fair treatment and meaningful involvement of all people regardless of race, color, national origin, or income with respect to the development, implementation, and enforcement of environmental laws, regulations, and policies. Funding Priorities - Fiscal Year 2021: (1) Global Green Freight Supply Chain Demonstration program provides technical support, management and oversight in implementing outreach, analysis and capacity building for international green freight programs. The goal is to aid nations seeking to develop sustainable freight transport and increase efficiencies to reduce greenhouse gases and black carbon. (2) The NATTS program will continue to operate and maintain the national air toxics trends stations. The program also includes four supplemental program components: quality assurance, methods and instrumentation, sample and equipment shipping and handling, and data analyses using all available ambient air quality data for toxics with special emphasis on observations from the NATTS and community-scale monitoring programs. A community-scale ambient air toxics competition was conducted in FY2020 with award dates that were completed in FY2021. (3) The Climate Change Division supports the Atmospheric Protection Program by developing and delivering data, analysis, and technical information to industries, states, communities and tribes to identify technologies and strategies to meet Clean Air Act obligations and other statutory requirements. This includes a range of activities such as managing the annual data reporting, verification and publication of greenhouse gas (GHG) data and compiling the "Inventory of U.S. Greenhouse Gas Emissions and Sinks;" implementing partnership programs targeting non-CO2 GHGs; developing analysis and support related to GHG emissions, technologies, economics, science, and policy across key sectors; applying the latest GHG emissions impacts and science information in policy contexts; conducting comprehensive economic analysis of GHG and energy policies; advancing understanding of the key mitigation technologies; general policy and analysis; and coordinating communication. (4) The Climate Protection Partnerships Division supports the Atmospheric Protection Program by developing and implementing partnership programs which are designed to capitalize on the cost-effective opportunities consumers, businesses, state and local governments have to invest in technologies, policies, and practices that reduce emissions of greenhouse gases and other air pollutants. CPPD programs work by overcoming widely-acknowledged market barriers, providing objective and rigorous information, tools, and resources, and motivating and recognizing leading action. These programs include ENERGY STAR - the government-backed symbol for energy efficiency - which provides simple, credible, and unbiased information that consumers and businesses rely on to make well-informed decisions that help them reduce energy use aFine Particle (PM2.5) Monitoring. The PM2.5 monitoring network includes three well-established components: the network of filter-based monitors used for comparison to the National Ambient Air Quality Standards (NAAQS); continuous mass monitors used primarily for public reporting of the Air Quality Index, but also for comparison to the NAAQS when continuous FEM monitors are employed; and speciation samplers operated as part of the Chemical Speciation Network (CSN) program that are used to characterize the chemical composition that makes up fine particulate matter. The CSN includes the Speciation Trends Network and supplemental speciation sites. (5) Fine Particle (PM2.5) Monitoring. The PM2.5 monitoring network includes three well-established components: the network of filter-based monitors used for comparison to the National Ambient Air Quality Standards (NAAQS); continuous mass monitors used primarily for public reporting of the Air Quality Index, but also for comparison to the NAAQS when continuous FEM monitors are employed; and speciation samplers operated as part of the Chemical Speciation Network (CSN) program that are used to characterize the chemical composition that makes up fine particulate matter. The CSN includes the Speciation Trends Network and supplemental speciation sites. (6) National Internet-based On-Board Diagnostics (OBD) Information Exchange-National OBD Clearinghouse. To support an information clearinghouse which provides state vehicle emission inspection and maintenance (I/M) programs with technical information needed to successfully implement onboard diagnostic (OBD) testing. (7) Indoor Environments: state and local asthma program capacity building to secure sustainable financing for home-based environmental interventions for low income and minority communities; education and outreach to the public, and technical assistance to states and tribes, to foster radon testing and mitigation in homes and schools; technical support to state IAQ programs, and communities, to foster adoption and spread of IAQ risk reduction policies and programs for residential and commercial (schools) buildings, with a focus on low income communities; support to the household energy sector to promote the adoption of clean cooking and heating technologies and implementation of cookstove design and performance standards. (8) Student Program for Research In Transportation and the Environment (SPRITE) Grant provides opportunities for senior-level undergraduate students to engage in transportation, greenhouse gas emissions, and environmental policy research, MIDAS will develop and administer a comprehensive educational program during the 2020-2021 academic year at the University of Michigan, Ann Arbor that will satisfy all three requested components as requested by the EPA. (9) Other potential research or special purpose projects related to the causes, effects, extent, prevention, and control of air pollution.

**Performance Measure:** Substantial adherence to grant work plan

FY 2021	FY 2022	FY 2023	FY 2024
---------	---------	---------	---------

**Performance Measure Description:**

Substantial adherence to grant work plan

## Listing of Performance Measures of All Grants

**Agency:** EVA Department of Environmental Quality

**Title:** Underground Storage Tank (UST) Prevention, Detection, and Compliance Program

**AFIS Grant No:** UST **CFDA:** 66.804 **Grantor:** ENVIRONMENTAL PROTECTION AGENCY, ENVIR

**Periodic:** On-going **Start Date:** 7/1/2020 **End Date:** 6/30/2025

**Type of Grant:** Formula Funding **If Other, Explain:** **Administrative costs are permitted to be paid using this federal money:**

**Fed. % or \$ Cap:** 75% **Source of Match:** UST

**AFIS fund number where the grant is maintained:** 2000

**Is this American Recovery and Reinvestment Act money (Stimulus)?** No

**Is this from 2020 federal stimulus funding?** No

**Description:** To assist states, territories, tribes or intertribal consortia (leaking underground storage tank prevention only for tribes or intertribal consortia) that meet the requirements at 40 CFR 35.504 to develop and implement underground storage tank (UST) programs and for leak prevention, compliance, and other activities authorized by the Energy Policy Act (EPAAct) of 2005, Public Law 105-276, and EPA's annual appropriations acts. Funding Priorities - Fiscal Year 2021 and 2022: Assistance agreements to states under Section 2007 of the Solid Waste and Disposal Act will support core program UST activities, implement their leak prevention and detection programs, as well as the 2005 Energy Policy Act (EPAAct) leak prevention activities. High priority tasks include providing financial assistance to states for the following: 1) adopting and implementing EPA's recently-released regulatory revisions; 2) approving specific technologies to detect leaks from tank systems; 3) ensuring that tank owners and operators are complying with notification and other requirements; 4) ensuring equipment compatibility; 5) conducting UST inspections; 6) implementing operator training; 7) prohibiting delivery for non-complying facilities; 8) seeking state program approval to operate the UST program in lieu of the federal program; and 9) requiring secondary containment. Leaking underground storage tank (LUST) prevention assistance agreements to states, tribes, or intertribal consortia for activities authorized by EPAAct will support states with inspections and other release prevention and compliance assurance activities for federally-regulated UST systems, as well as for enforcement activities related to release prevention. A main cause of releases is the lack of proper operation and maintenance of UST systems, which is why the EPA published revised UST regulations in FY 2015 that address these and other important issues. These changes will require subsequent state adoption, applicable updates to state regulations, and updates to state program approval. For tribes, the LUST prevention assistance agreements will assist with all aspects of the tribal programs, e.g., inspection capacity. High priority tasks include providing financial assistance to tribes for: 1) inspecting UST facilities to complete the three-year inspection requirement; 2) developing inspection capacity for tribes; 3) enforcement activities related to release prevention; 4) development of leak prevention regulations and other program infrastructure; 5) helping tribes develop the capacity to administer UST programs, such as providing funding to support training for tribal staff and educating owners and operators in Indian country about UST requirements. These activities are geared toward bringing all UST systems into compliance with release detection and release prevention requirements and minimizing future releases. Priority will be given to providing funds to enable the states to meet their responsibilities under Title XV, Subtitle B of the Energy Policy Act of 2005. States that have entered into assistance agreements with EPA must have the authority to inspect and take other compliance and related enforcement actions to prevent releases from USTs. As outlined in the FY 2022 President's Budget Request, this program will support core program activities required by the EPAAct and the EPA's grant guidelines, such as inspecting UST facilities to meet the three-year inspection requirement and assisting states in adopting prevention measures (for example, delivery prohibition, secondary containment, and operator training). Due to the Covid-19 pandemic, many states fell behind in their 3-year EPAAct inspection frequency requirement. EPA will work with states to ensure they come back into compliance and return to their regular inspection cycles.

**Performance Measure:** Substantial adherence to grant work plan

FY 2021    FY 2022    FY 2023    FY 2024

**Performance Measure Description:**

Substantial adherence to grant work plan

# Listing of Performance Measures of All Grants

Agency: EVA Department of Environmental Quality

Title: Water Pollution Control State, Interstate, and Tribal Program Support

AFIS Grant No: 106M01 CFDA: 66.419 Grantor: ENVIRONMENTAL PROTECTION AGENCY, ENVIR

Periodic: One-Time Start Date: 7/1/2022 End Date: 6/30/2023

Type of Grant: Competitive Fundin If Other, Explain: Administrative costs are permitted to be paid using this federal money:

Fed. % or \$ Cap: 100 Source of Match:

AFIS fund number where the grant is maintained: 2000

Is this American Recovery and Reinvestment Act money (Stimulus)? No

Is this from 2020 federal stimulus funding? No

**Description:** To assist States (including territories, the District of Columbia, and Indian Tribes qualified under CWA Section 518(e)), and interstate agencies in establishing and maintaining adequate measures for prevention and control of surface and ground water pollution from both point and nonpoint sources. Funding Priority - Fiscal year 2021 and 2022: States and Tribes continue to focus on fulfilling their basic responsibilities under the CWA Section 106 funded programs. State priority efforts will include: (1) implementing monitoring strategies and the statistically-valid surveys to determine water quality status and trends; (2) fostering a watershed approach, including total maximum daily loads (TMDLs) and watershed plans designed to meet water quality standards; (3) implementing National Pollutant Discharge Elimination System (NPDES) permitting programs; and 4) States and Tribes will continue adopting updated water quality standards that support designated uses and completing triennial reviews on time. States NPDES Programs will continue to: (1) ensure the integrity of the program; (2) achieve and measure environmental results; and (3) incorporate efficiencies in permitting program operations. States will also conduct source water protection actions to protect both ground water and surface waters used for drinking water. Tribes will continue to conduct watershed assessments and will maintain and improve their capacity to implement water quality programs through monitoring, assessments, planning, data management and standards development. States and Tribes eligible for WIIN Act funding will continue monitoring the surface water and sediment quality of the Animas and San Juan rivers.

**Performance Measure:** Substantial adherence to grant work plan

FY 2021   FY 2022   FY 2023   FY 2024

**Performance Measure Description:**

Substantial adherence to grant work plan.



# Listing of Performance Measures of All Grants

Agency: EVA Department of Environmental Quality

Title: Water Pollution Control State, Interstate, and Tribal Program Support

AFIS Grant No: 106MI9 CFDA: 66.419 Grantor: ENVIRONMENTAL PROTECTION AGENCY, ENVIR

Periodic: On-going Start Date: 7/1/2021 End Date: 6/30/2022

Type of Grant: Formula Funding If Other, Explain: Administrative costs are permitted to be paid using this federal money:

Fed. % or \$ Cap: 100 Source of Match:

AFIS fund number where the grant is maintained: 2000

Is this American Recovery and Reinvestment Act money (Stimulus)? No

Is this from 2020 federal stimulus funding? No

**Description:** To assist States (including territories, the District of Columbia, and Indian Tribes qualified under CWA Section 518(e)), and interstate agencies in establishing and maintaining adequate measures for prevention and control of surface and ground water pollution from both point and nonpoint sources. Funding Priority - Fiscal year 2021 and 2022: States and Tribes continue to focus on fulfilling their basic responsibilities under the CWA Section 106 funded programs. State priority efforts will include: (1) implementing monitoring strategies and the statistically-valid surveys to determine water quality status and trends; (2) fostering a watershed approach, including total maximum daily loads (TMDLs) and watershed plans designed to meet water quality standards; (3) implementing National Pollutant Discharge Elimination System (NPDES) permitting programs; and (4) States and Tribes will continue adopting updated water quality standards that support designated uses and completing triennial reviews on time. States NPDES Programs will continue to: (1) ensure the integrity of the program; (2) achieve and measure environmental results; and (3) incorporate efficiencies in permitting program operations. States will also conduct source water protection actions to protect both ground water and surface waters used for drinking water. Tribes will continue to conduct watershed assessments and will maintain and improve their capacity to implement water quality programs through monitoring, assessments, planning, data management and standards development. States and Tribes eligible for WIIN Act funding will continue monitoring the surface water and sediment quality of the Animas and San Juan rivers.

**Performance Measure:** Substantial Adherence to Grant Workplan.

FY 2021 FY 2022 FY 2023 FY 2024

**Performance Measure Description:**

Substantial Adherence to Grant Workplan.

# Listing of Performance Measures of All Grants

Agency: EVA Department of Environmental Quality

Title: Water Pollution Control State, Interstate, and Tribal Program Support

AFIS Grant No: 106WPC8

CFDA: 66.419

Grantor: ENVIRONMENTAL PROTECTION AGENCY, ENVIR

Periodic: One-Time

Start Date: 7/1/2020

End Date: 6/30/2021

Type of Grant: Competitive Fundin

If Other, Explain:

Administrative costs are permitted to be paid using this federal money:

Fed. % or \$ Cap:

Source of Match:

AFIS fund number where the grant is maintained: 2000

Is this American Recovery and Reinvestment Act money (Stimulus)? No

Is this from 2020 federal stimulus funding? No

**Description:** To assist States (including territories, the District of Columbia, and Indian Tribes qualified under CWA Section 518(e)), and interstate agencies in establishing and maintaining adequate measures for prevention and control of surface and ground water pollution from both point and nonpoint sources. Funding Priority - Fiscal year 2021 and 2022: States and Tribes continue to focus on fulfilling their basic responsibilities under the CWA Section 106 funded programs. State priority efforts will include: (1) implementing monitoring strategies and the statistically-valid surveys to determine water quality status and trends; (2) fostering a watershed approach, including total maximum daily loads (TMDLs) and watershed plans designed to meet water quality standards; (3) implementing National Pollutant Discharge Elimination System (NPDES) permitting programs; and 4) States and Tribes will continue adopting updated water quality standards that support designated uses and completing triennial reviews on time. States NPDES Programs will continue to: (1) ensure the integrity of the program; (2) achieve and measure environmental results; and (3) incorporate efficiencies in permitting program operations. States will also conduct source water protection actions to protect both ground water and surface waters used for drinking water. Tribes will continue to conduct watershed assessments and will maintain and improve their capacity to implement water quality programs through monitoring, assessments, planning, data management and standards development. States and Tribes eligible for WIIN Act funding will continue monitoring the surface water and sediment quality of the Animas and San Juan rivers.

**Performance Measure:** Substantial adherence to grant work plan.

FY 2021   FY 2022   FY 2023   FY 2024

**Performance Measure Description:**

Substantial adherence to grant work plan.



## Listing of Performance Measures of All Grants

Agency: EVA Department of Environmental Quality

Title: Water Quality Management Planning

AFIS Grant No: 604(b)18 CFDA: 66.454

Grantor: ENVIRONMENTAL PROTECTION AGENCY, ENVIR

Periodic: One-Time Start Date: 7/1/2018

End Date: 6/30/2021

Type of Grant: Competitive Fundin If Other, Explain:

Administrative costs are permitted to be paid using this federal money:

Fed. % or \$ Cap: Source of Match:

AFIS fund number where the grant is maintained: 2000

Is this American Recovery and Reinvestment Act money (Stimulus)? No

Is this from 2020 federal stimulus funding? No

Description: To assist States (including territories and the District of Columbia), Regional Public Comprehensive Planning Organizations (RPCPOs), and Interstate Organizations (IOs) in carrying out water quality management (WQM) planning. Funding Priority - Fiscal Year 2021: It is anticipated that funds will be allotted by state in accordance with Section 604(b) of the Clean Water Act. Grant funds are used to determine the nature and extent of point and non-point source water pollution and to develop water quality management plans. States are encouraged to give priority to watershed restoration planning. EPA is requesting states to emphasize a watershed approach in developing their state workplans. This will complement the Agency's overall watershed effort as stated in the Agency's Strategic Plan.

Performance Measure: Substantial adherence to grant work plan.

FY 2021 FY 2022 FY 2023 FY 2024

Performance Measure Description:

Substantial adherence to grant work plan.

## Listing of Performance Measures of All Grants

Agency: EVA Department of Environmental Quality

Title: Water Quality Management Planning

AFIS Grant No: 604(b)22 CFDA: 66.454

Grantor: ENVIRONMENTAL PROTECTION AGENCY, ENVIR

Periodic: On-going Start Date: 7/1/2021

End Date: 6/30/2024

Type of Grant: Formula Funding If Other, Explain:

Administrative costs are permitted to be paid using this federal money:

Fed. % or \$ Cap: 100 Source of Match:

AFIS fund number where the grant is maintained: 2000

Is this American Recovery and Reinvestment Act money (Stimulus)? No

Is this from 2020 federal stimulus funding? No

**Description:** To assist States (including territories and the District of Columbia), Regional Public Comprehensive Planning Organizations (RPCPOs), and Interstate Organizations (IOs) in carrying out water quality management (WQM) planning. Funding Priority - Fiscal Year 2021: It is anticipated that funds will be allotted by state in accordance with Section 604(b) of the Clean Water Act. Grant funds are used to determine the nature and extent of point and non-point source water pollution and to develop water quality management plans. States are encouraged to give priority to watershed restoration planning. EPA is requesting states to emphasize a watershed approach in developing their state workplans. This will complement the Agency's overall watershed effort as stated in the Agency's Strategic Plan.

**Performance Measure:** Substantial Adherence to Grant Workplan.

FY 2021   FY 2022   FY 2023   FY 2024

**Performance Measure Description:**

Substantial Adherence to Grant Workplan.





## BUDGET TEAM

September 1, 2022

*From left to right: Patricia Tellinghuisen, Mahota Hadley, Debra Merigold, Keity Beasley, Shaunel Wytcherley, Leslie Waldbauer, Sammantha DeHart, Brett James*