



## LJMU Research Online

**Texter, KB, Waymach, R, Kavanagh, PV, O'Brien, JE, Talbot, B, Brandt, SD and Gardner, EA**

**Identification of pyrolysis products of the new psychoactive substance 2-amino-1-(4-bromo-2,5- dimethoxyphenyl)ethan-1-one (bk-2C-B) and its iodo analog bk-2C-I**

<http://researchonline.ljmu.ac.uk/id/eprint/6130/>

### Article

**Citation** (please note it is advisable to refer to the publisher's version if you intend to cite from this work)

**Texter, KB, Waymach, R, Kavanagh, PV, O'Brien, JE, Talbot, B, Brandt, SD and Gardner, EA (2017) Identification of pyrolysis products of the new psychoactive substance 2-amino-1-(4-bromo-2,5- dimethoxyphenyl)ethan-1-one (bk-2C-B) and its iodo analog bk-2C-I. Drug Testing and Analysis. ISSN**

LJMU has developed **LJMU Research Online** for users to access the research output of the University more effectively. Copyright © and Moral Rights for the papers on this site are retained by the individual authors and/or other copyright owners. Users may download and/or print one copy of any article(s) in LJMU Research Online to facilitate their private study or for non-commercial research. You may not engage in further distribution of the material or use it for any profit-making activities or any commercial gain.

The version presented here may differ from the published version or from the version of the record. Please see the repository URL above for details on accessing the published version and note that access may require a subscription.

For more information please contact [researchonline@ljmu.ac.uk](mailto:researchonline@ljmu.ac.uk)

<http://researchonline.ljmu.ac.uk/>





**Identification of pyrolysis products of the new psychoactive substance 2-amino-1-(4-bromo-2,5-dimethoxyphenyl)ethan-1-one (bk-2C-B) and its iodo analog bk-2C-I**

Journal:	<i>Drug Testing and Analysis</i>
Manuscript ID	DTA-16-0354.R1
Wiley - Manuscript type:	Short Communication
Date Submitted by the Author:	24-Mar-2017
Complete List of Authors:	Texter, Kelly; University of Alabama at Birmingham, Justice Sciences Waymach, Rachael; University of Alabama at Birmingham, Justice Sciences Kavanagh, Pierce; St James Hospital, Department of Pharmacology and Therapeutics School of Medicine, Trinity Centre for Health Sciences O'Brien, John; University of Dublin Trinity College, School of Chemistry Talbot, Brian; University of Dublin Trinity College, School of Pharmacy and Pharmaceutical Sciences Brandt, Simon; School of Pharmacy & Biomolecular Sciences , Liverpool John Moores University Gardner, Elizabeth; University of Alabama at Birmingham, Justice Sciences
Keywords:	Pyrolysis, phenethylamines, new psychoactive substances, profiling, forensic chemistry
Abstract:	2-Amino-1-(4-bromo-2,5-dimethoxyphenyl)ethanone hydrochloride (bk-2C-B) has recently emerged as a new psychoactive substance (NPS). It is most commonly consumed orally although there are indications that it might also be ingested by inhalation or 'smoking'. Information about the stability of bk-2C-B when exposed to heat is unavailable and the potential for pyrolytic degradation and formation of unknown substances available for inhalation prompted an investigation using a simulated 'meth pipe' scenario. Twelve products following pyrolysis of bk-2C-B were detected and verified by organic synthesis of the corresponding standards. In addition, 2-amino-1-(4-iodo-2,5-dimethoxyphenyl)ethanone hydrochloride (bk-2C-I) has been characterized for the first time and subjected to pyrolysis as well. Similar products were formed, which indicated that the replacement of the bromo with the iodo substituent did not affect the pyrolysis pattern under the conditions used. Two additional products were detected in the bk-2C-I pyrolyses, namely 1-(2,5-dimethoxyphenyl)-ethanone and 1-iodo-4-ethenyl-5-methoxyphenol. The potential ingestion of pyrolysis products with unknown toxicity adds an element of concern.

SCHOLARONE™  
Manuscripts

For Peer Review

1  
2  
3  
4  
5  
6  
7  
8  
9  
10  
11  
12  
13  
14  
15  
16  
17  
18  
19  
20  
21  
22  
23  
24  
25  
26  
27  
28  
29  
30  
31  
32  
33  
34  
35  
36  
37  
38  
39  
40  
41  
42  
43  
44  
45  
46  
47  
48  
49  
50  
51  
52  
53  
54  
55  
56  
57  
58  
59  
60

1  
2  
3 Identification of pyrolysis products of the new psychoactive substance 2-amino-1-  
4 (4-bromo-2,5-dimethoxyphenyl)ethanone hydrochloride (*bk-2C-B*) and its iodo  
5 analog *bk-2C-I*  
6  
7

8  
9 Kelly B. Texter,<sup>a</sup> Rachel Waymach,<sup>a</sup> Pierce V. Kavanagh,<sup>b</sup> John E. O'Brien,<sup>c</sup> Brian Talbot,<sup>d</sup>  
10 Simon D. Brandt,<sup>e</sup> and Elizabeth A. Gardner<sup>a,\*</sup>  
11  
12

13  
14  
15 <sup>a</sup>Department of Justice Sciences  
16 University of Alabama at Birmingham  
17 1201 University Boulevard  
18 Birmingham, AL 35294, USA  
19

20  
21  
22 <sup>b</sup>Department of Pharmacology and Therapeutics  
23 School of Medicine, Trinity Centre for Health Sciences  
24 St James's Hospital, Dublin 8, Ireland  
25

26  
27  
28 <sup>c</sup>School of Chemistry  
29 Trinity College  
30 Dublin 2, Ireland  
31

32  
33 <sup>d</sup>School of Pharmacy and Pharmaceutical Sciences  
34 Trinity College  
35 Dublin 2, Ireland  
36

37  
38 <sup>e</sup>School of Pharmacy and Biomolecular Sciences, Liverpool John Moores University, Byrom  
39 Street, Liverpool L3 3AF, UK  
40  
41

42  
43 Correspondence to: Elizabeth A. Gardner, Department of Justice Sciences, University of  
44 Alabama at Birmingham, 1201 University Boulevard, Birmingham, AL 35294, USA; E-Mail:  
45 eagard@uab.edu  
46  
47  
48  
49  
50  
51

52 **Keywords:** Pyrolysis; phenethylamines; new psychoactive substances; profiling; forensic  
53 chemistry.  
54

55  
56 **Running title:** Pyrolysis of *bk-2C-B* and *bk-2C-I*  
57

58 1  
59  
60

## ABSTRACT

2-Amino-1-(4-bromo-2,5-dimethoxyphenyl)ethanone hydrochloride (*bk-2C-B*) has recently emerged as a new psychoactive substance (NPS). It is most commonly consumed orally although there are indications that it might also be ingested by inhalation or 'smoking'. Information about the stability of *bk-2C-B* when exposed to heat is unavailable and the potential for pyrolytic degradation and formation of unknown substances available for inhalation prompted an investigation using a simulated 'meth pipe' scenario. Twelve products following pyrolysis of *bk-2C-B* were detected and verified by organic synthesis of the corresponding standards. In addition, 2-amino-1-(4-iodo-2,5-dimethoxyphenyl)ethanone hydrochloride (*bk-2C-I*) has been characterized for the first time and subjected to pyrolysis as well. Similar products were formed, which indicated that the replacement of the bromo with the iodo substituent did not affect the pyrolysis pattern under the conditions used. Two additional products were detected in the *bk-2C-I* pyrolyses, namely 1-(2,5-dimethoxyphenyl)-ethanone and 1-iodo-4-ethenyl-5-methoxyphenol. The potential ingestion of pyrolysis products with unknown toxicity adds an element of concern.

## INTRODUCTION

Many ring-substituted phenethylamines show psychoactive and psychedelic effects in humans<sup>[1]</sup> and these are based on the now considered prototypical set of substances published in *PIHKAL*.<sup>[2]</sup> The extent of their control varies across the globe and depends on the nature of legislative control mechanisms that are in place. A number of phenethylamines not specifically controlled internationally or those exemplifying a development beyond the traditional *PHKAL* compounds<sup>[3]</sup> are sometimes captured under the term new psychoactive substances (NPS).<sup>[4]</sup> In the last decade, the number of unregulated psychoactive substances available for purchase *via* the Internet and high street shops has grown significantly, which created challenges to policy makers, health care professionals, law enforcement and researchers across disciplines.<sup>[5-7]</sup>

One of the phenethylamine analogs emerging on the NPS market in more recent years was 2-amino-1-(4-bromo-2,5-dimethoxyphenyl)ethanone hydrochloride (*bk-2C-B*) (Figure 1), the *beta*-keto analog of the popular psychedelic 2-(4-bromo-2,5-dimethoxyphenyl)ethan-1-amine (2C-B). The detection of *bk-2C-B* on the European market was first reported to the European Monitoring Centre for Drugs and Drug Addiction (EMCDDA) in December 2013<sup>[8]</sup> and it has since been detected in other European countries including e.g. Italy.<sup>[9]</sup> The synthesis of *bk-2C-B* was first published in 2004 where it served as an intermediate for the preparation of 2-(4-bromo-2,5-dimethoxyphenyl)morpholine.<sup>[10]</sup> The synthesis and extensive analytical characterization of *bk-2C-B*, verifying the identification of this substance obtained from a test purchase from an Internet vendor, was reported more recently. Furthermore, it was reported that *bk-2C-B* was

1  
2  
3 prone to GC-induced degradation when analyzed without derivatization.<sup>[11]</sup> Another report  
4 complementing the analytical data related to *bk-2C-B* is also available.<sup>[12]</sup>  
5  
6

7 Recreational use of *bk-2C-X* has been reported to be closer to MDMA than those of the  
8 analogous 2C-X. Users report that the effects begin within 15-20 minutes and increase over 60-  
9 90 minutes. The general consensus is that *bk-2C-B* lasts about 10 hours, noticeably longer than  
10 2C-B. Negative effects of snorting include severe burning and purple mucus. Gastrointestinal  
11 effects including severe diarrhea are also common.<sup>[13]</sup> The few user reports on the forums  
12 indicate that *bk-2C-I* also lasts longer, but does not produce as intense a high as *bk-2C-I*.  
13 Concerns were expressed about the toxicity of iodine.  
14  
15

16  
17 Drugs may be ingested by various routes of administration including ‘smoking.’ The most  
18 common route of administration associated with ring-substituted phenethylamines is the oral  
19 route and this appears to apply to *bk-2C-B* as well although there is some indication however that  
20 this substance may also be smoked. Mixing *bk-2C-B* with marijuana, either as a solid dose or  
21 smoked, has been reported by some users to intensify the effects of both drugs.<sup>[14]</sup>  
22  
23

24  
25 A key concern associated with the conditions encountered during pyrolysis is the formation of  
26 degradation products that may be formed during smoking and knowledge about the behavior of  
27 drugs under these harsh conditions provide important information on potential biomarkers and  
28 toxicity.<sup>[15]</sup> In the present study, *bk-2C-B* was subjected to pyrolysis conditions for analysis of  
29 condensed residues formed after vaporization. Furthermore, the analytical characterization and  
30 pyrolysis of 2-amino-1-(4-iodo-2,5-dimethoxyphenyl)ethanone hydrochloride(*bk-2C-I*) (Figure  
31 **1**), a substance that has not yet been described in the literature, has also been included in this  
32 investigation.  
33  
34

## 35 36 37 EXPERIMENTAL

### 38 39 *Materials*

40  
41 A sample of *bk-2C-B* as the hydrogen chloride salt was obtained as a test purchase from an  
42 internet vendor and 1-(4-Bromo-2,5-dimethoxyphenyl)-2-bromoethanone (**11**) and 1-(4-bromo-  
43 2,5-dimethoxyphenyl)ethanone (**6**) were prepared as reported previously.<sup>[11]</sup> 1-Bromo-2,5-  
44 dimethoxy-4-methylbenzene (**1a**), 1,4-dibromo-2,5-dimethoxybenzene (**5**), and all reagents were  
45 obtained from Sigma-Aldrich (Arklow, Ireland). A sample of *bk-2C-I* has been donated by an  
46 Internet retailer in 2015.  
47  
48

### 49 50 51 *Syntheses*

52  
53 1-(4-Bromo-2,5-dimethoxyphenyl)-2-chloroethanone (**9**)  
54  
55

1  
2  
3 This was prepared via the sulfonyl chloride method previously reported for 2-chloro-1-(4-  
4 methylphenyl)propanone<sup>[16]</sup> to afford yellow crystals with a 36% yield: m.pt. 116-118 °C; <sup>1</sup>H  
5 NMR (CDCl<sub>3</sub>) δ 7.28 (s, 1H, Ar-H), 7.26 (s, 1H, Ar-H), 4.79 (s, 2H, CH<sub>2</sub>), 3.95 (s, 3H, OMe),  
6 3.92 (s, 3H, OMe); <sup>13</sup>C NMR (CDCl<sub>3</sub>) δ 190.99 (C=O), 153.23 (Ar-C), 150.57 (Ar-C), 123.96  
7 (Ar-C), 119.04 (Ar-C), 117.44 (Ar-CH), 113.20 (Ar-CH), 56.79 (OMe), 56.47 (OMe), 51.03  
8 (CH<sub>2</sub>); HR-ESIMS found *m/z* 292.9267 (theory [M+H]<sup>+</sup> C<sub>10</sub>H<sub>11</sub><sup>79</sup>Br<sup>35</sup>ClO<sub>3</sub>, *m/z* 292.9575).

#### 12 5-(4-Bromo-2,5-dimethoxyphenyl)oxazole (10)

13  
14  
15 A mixture of 2-amino-1-(4-bromo-2,5-dimethoxyphenyl)ethanone hydrobromide (177 mg, 0.5  
16 mmol), *p*-toluenesulfonic acid (5 mg) and triethyl orthoformate (2 mL) was heated at 140 °C for  
17 3 h. The volatiles were removed under vacuum and the residue was purified by preparative TLC  
18 (silica gel; cyclohexane/EtOAc, 1/1) to afford a light brown solid (22 mg, 0.08 mmol, 16%): <sup>1</sup>H  
19 NMR (CDCl<sub>3</sub>) δ 9.06 (s, 1H, O-CH=N), 7.63 (s, 1H, C=CH-N), 7.21 (s, 1H, Ar-H), 7.20 (s, 1H,  
20 Ar-H), 3.95 (s, 3H, OMe), 3.93 (s, 3H, OMe); <sup>13</sup>C NMR (CDCl<sub>3</sub>) δ 156.28 (O-CH=N), 150.23  
21 (Ar-C), 149.96 (Ar-C), 138.49 (Ar-C-O), 117.85 (C=CH-N), 116.51 (Ar-CH), 116.22 (Ar-CH),  
22 108.90 (Ar-C), 106.95 (Ar-C), 56.90 (OMe), 56.17 (OMe). HR-ESIMS found *m/z* 283.9926  
23 (theory [M+H]<sup>+</sup> C<sub>11</sub>H<sub>11</sub><sup>79</sup>BrNO<sub>3</sub>, *m/z* 283.9917).

#### 24 1-Bromo-4-ethyl-2,5-dimethoxybenzene (2)

25  
26  
27  
28  
29  
30  
31 Triethylsilane (351 μL, 2.2 mmol) was added to a solution of 1-(4-bromo-2,5-  
32 dimethoxyphenyl)ethanone (259 mg, 1 mmol) in trifluoroacetic acid (2 mL) and the mixture was  
33 stirred at room temperature for 1 h. The volatiles were removed under vacuum and the residue  
34 was purified by preparative TLC (silica gel; cyclohexane/EtOAc, 7/3) to afford a colorless solid  
35 (61 mg, 0.25 mmol, 25%): m.pt. 34-36°C; <sup>1</sup>H NMR (CDCl<sub>3</sub>) δ 7.03 (s, 1H, Ar-H), 6.78 (s, 1H,  
36 Ar-H), 3.87 (s, 3H, OMe), 3.80 (s, 3H, OMe), 2.62 (q, *J* = 7.5 Hz, 2H, CH<sub>2</sub>), 1.20 (t, *J* = 7.5 Hz,  
37 3H, CH<sub>3</sub>); <sup>13</sup>C NMR (CDCl<sub>3</sub>) δ 151.69 (Ar-C), 149.80 (Ar-C), 132.88 (Ar-C), 115.55 (Ar-CH),  
38 113.63 (Ar-CH), 108.02 (Ar-C), 56.86 (OMe), 55.96 (OMe), 23.25 (CH<sub>2</sub>), 14.00 (CH<sub>3</sub>). For this  
39 compound, sufficient ionization under the employed HR-ESI-MS conditions was not observed  
40 for high accuracy mass analysis.

#### 41 1-Bromo-4-(2-bromoethyl)-2,5-dimethoxybenzene (8)

42  
43  
44  
45  
46  
47  
48 A mixture of 2-(4-bromo-2,5-dimethoxyphenyl)ethanol (130 mg, 0.5 mmol, prepared by the  
49 reduction of 2-(4-bromo-2,5-dimethoxyphenyl)acetic acid with borane-THF) and thionyl  
50 bromide (2 mL) was refluxed for 2 h. The volatiles were removed under vacuum and the residue  
51 was recrystallized from cyclohexane/ethyl acetate to afford a beige solid (126 mg, 0.39 mmol,  
52 78%): m.pt. 66-68 °C; <sup>1</sup>H NMR (CDCl<sub>3</sub>) δ 7.06 (s, 1H, Ar-H), 6.78 (s, 1H, Ar-H), 3.88 (s, 3H,  
53 OMe), 3.81 (s, 3H, OMe), 3.57 (t, *J* = 7.5 Hz, 2H, CH<sub>2</sub>), 3.14 (t, *J* = 7.5 Hz, 2H, CH<sub>2</sub>); <sup>13</sup>C NMR  
54 (CDCl<sub>3</sub>) δ 151.72 (Ar-C), 149.69 (Ar-C), 127.02 (Ar-C), 115.71 (Ar-CH), 115.01 (Ar-CH),  
55  
56  
57



1  
2  
3 109.83 (Ar-C), 56.85 (OMe), 55.86 (OMe), 34.39 (CH<sub>2</sub>), 31.51 (CH<sub>2</sub>). For this compound,  
4 sufficient ionization under the employed HR-ESI-MS conditions was not observed for high  
5 accuracy mass analysis.  
6  
7

#### 8 1-Bromo-4-(2-chloroethyl)-2,5-dimethoxybenzene (7)

9  
10 A mixture of 2-(4-bromo-2,5-dimethoxyphenyl)ethanol (130 mg, 0.5 mmol, prepared by the  
11 reduction of 2-(4-bromo-2,5-dimethoxyphenyl)acetic acid with borane-THF) and thionyl  
12 chloride (2 mL) was refluxed for 2 h. The volatiles were removed under vacuum and the residue  
13 was recrystallized from cyclohexane/ethyl acetate to afford colorless solid (89 mg, 0.32 mmol,  
14 64%): m.pt. 52-54 °C; <sup>1</sup>H NMR (CDCl<sub>3</sub>) δ 7.06 (s, 1H, Ar-H), 6.79 (s, 1H, Ar-H), 3.88 (s, 3H,  
15 OMe), 3.81 (s, 3H, OMe), 3.72 (t, *J* = 7.5 Hz, 2H, CH<sub>2</sub>), 3.06 (t, *J* = 7.5 Hz, 2H, CH<sub>2</sub>); <sup>13</sup>C NMR  
16 (CDCl<sub>3</sub>) δ 151.83 (Ar-C), 149.97 (Ar-C), 124.22 (Ar-C), 115.86 (Ar-CH), 115.31 (Ar-CH),  
17 110.26 (Ar-C), 57.01 (OMe), 56.04 (OMe), 43.46 (CH<sub>2</sub>), 30.33 (CH<sub>2</sub>). For this compound,  
18 sufficient ionization under the employed HR-ESI-MS conditions was not observed for high  
19 accuracy mass analysis.  
20  
21  
22  
23  
24

#### 25 1-Bromo-2,5-dimethoxy-4-vinylbenzene (3)

26 Sodium hydride (180 mg, 7.5 mmol) was added to methyltriphenylphosphonium bromide (1.34,  
27 3.75 mmol) in diethyl ether (25 mL) at 0 °C and the mixture was stirred for 1 h. 4-Bromo-2,5-  
28 dimethoxybenzaldehyde (612 mg, 2.5 mmol) in diethyl ether (10 mL) was then added and the  
29 mixture was stirred for 3 h at room temperature. Saturated aqueous sodium carbonate was then  
30 added, the organic layer collected, dried (anhydrous magnesium sulfate), evaporated to dryness  
31 and purified by preparative TLC (silica gel; cyclohexane/EtOAc, 7/3) to afford a colorless solid  
32 (178 mg, 0.73 mmol, 29%): m.pt. 50-52 °C; <sup>1</sup>H NMR (CDCl<sub>3</sub>) δ 7.09 (s, 1H, Ar-H), 7.04 (s, 1H,  
33 Ar-H), 6.99 (dd, *J* = 17.7, 11.2 Hz, 1H, =CH) 5.76 (dd, *J* = 17.7, 1.1 Hz, 1H, one H from =CH<sub>2</sub>),  
34 5.33 (dd, *J* = 11.2, 1.1 Hz, 1H, one H from =CH<sub>2</sub>), 3.90 (s, 3H, OMe) and 3.82 (s, 3H, OMe); <sup>13</sup>C  
35 NMR (CDCl<sub>3</sub>) δ 151.11 (Ar-C), 150.04 (Ar-C), 130.86 (=CH), 126.53 (Ar-C), 116.49 (Ar-CH),  
36 114.83 (Ar-CH), 110.99 (Ar-C), 110.03 (=CH<sub>2</sub>), 56.75 (OMe) and 55.23 (OMe); HR-ESIMS  
37 found *m/z* 243.0020 (theory [M+H]<sup>+</sup> C<sub>10</sub>H<sub>12</sub><sup>79</sup>BrO<sub>2</sub>, *m/z* 243.0015).  
38  
39  
40  
41  
42  
43  
44

#### 45 Instrumentation

46  
47 All samples were run on an Agilent Technologies gas chromatograph-mass spectrometer (6890  
48 N GC and 5975 inert mass selective detector) fitted with a DB-5 MS column (30 m x 0.25 mm,  
49 0.25 μm film thickness) with the following parameters: injector port, 260 °C, transfer line, 250  
50 °C; EI, 70 eV; TIC mode, *m/z* 35-550; ionization source, 230 °C; quadrupole, 150 °C. Helium  
51 was used as the carrier gas (1.1 mL/min). The temperature program started at 100 °C with a ramp  
52 rate of 15 °C per minute up to 300 °C followed by a 34.7 min hold for a total run time of 48 min.  
53 The solvent delay was set for 4 min.  
54  
55  
56  
57

58 5  
59  
60

1  
2  
3 NMR spectra  $^1\text{H}$  (600 MHz) and  $^{13}\text{C}$  (150 MHz) were recorded on a Bruker AV600 NMR  
4 spectrometer using a 5 mm TCI cryoprobe.  
5  
6

7 HR-ESI mass spectra were recorded by direct injection into a LTQ Orbitrap Discovery (Thermo  
8 Fisher, UK). Samples were dissolved in acetonitrile/water (1:1, containing 0.1% formic acid) and  
9 infused at a rate of 5  $\mu\text{L}/\text{min}$ . Full accurate high-resolution (30000) mass scans were performed in  
10 positive electrospray mode. Measured accurate masses were within  $\pm 5\text{ppm}$  of the theoretical  
11 masses. The following conditions were used: drying gas ( $\text{N}_2$ ) 10L/min, capillary temperature 310  
12  $^\circ\text{C}$ , spray voltage 4 V, capillary voltage 22 V and tube lens 77 V.  
13  
14

### 15 16 *Pyrolysis*

17  
18 A sample of the drug (5-9 mg) was loaded into an aluminum foil boat, placed in the bottom of a  
19 20 mL crimp vial and heated with a disposable lighter for approximately 30 s until yellow vapors  
20 formed in the vial and a brown tar had formed in the boat. The foil cup was removed and the  
21 flask was rinsed with 1 mL of acetonitrile to dissolve the residues for GC-MS analysis.  
22 Acetylation was performed using 100  $\mu\text{L}$  of acetic anhydride and heating at 70  $^\circ\text{C}$  for 3 h. The  
23 vial was cooled to room temperature and the contents analyzed by GC-MS. For TMS  
24 derivatization, the residue was taken up in *N,O*-bis(trimethylsilyl)trifluoroacetamide  
25 (BSTFA)/toluene (1/1) and analyzed by GC-MS. Ethylation was performed by dissolving the  
26 residue in acetone (200  $\mu\text{L}$ ). Iodoethane (50  $\mu\text{L}$ ) and anhydrous potassium carbonate (approx. 20  
27 mg) were added and the mixture was heated at 90  $^\circ\text{C}$  for 20 min. The mixture was allowed to  
28 cool to room temperature, evaporated to dryness and the residue was reconstituted in acetonitrile  
29 (200  $\mu\text{L}$ ) for GC-MS analysis. For NMR studies, 100 mg of *bk-2C-B* was pyrolyzed in a similar  
30 manner, using a 500 mL round bottom flask. The pyrolysate was dissolved in deuterated  
31 chloroform.  
32  
33  
34  
35  
36  
37

### 38 39 RESULTS AND DISCUSSION

40  
41 The *bk-2C-B* and *bk-2C-I* were both obtained from online vendors. The identity of the *bk-2C-B*  
42 was confirmed in a previous study.<sup>[11]</sup> While analysis by LC-MS and NMR indicated the sample  
43 was not contaminated with by-products or adulterants, 1-(4-bromo-2,5-  
44 dimethoxyphenyl)ethanone and a pyrazine dimer were detected when the sample was run on GC-  
45 MS without derivatization. A potential reason for this formation might have included a catalytic  
46 conversion in the injection port liner due to the presence of active sites, which suggests that the  
47 extent of product formation might potentially vary across GC systems. In addition, it was  
48 determined that the purchased *bk-2C-B* was composed of mixture of chloride and bromide salts.  
49  
50  
51

52  
53 The GC-MS of the *bk-2C-B* and *bk-2C-I* are shown in **Figure 2**. In addition to 1-(4-bromo-2,5-  
54 dimethoxyphenyl)ethanone and the pyrazine dimer reported by Power et al.<sup>[11]</sup>, 5-(4-bromo-2,5-  
55 dimethoxyphenyl)oxazole was formed upon injection of the *bk-2C-B* on the GC. Whereas both  
56  
57

58  
59  
60  
6

1  
2  
3 1-(4-iodo-2,5-dimethoxyphenyl)ethanone and 5-(4-iodo-2,5-dimethoxyphenyl)oxazole were  
4 present in the chromatogram of the *bk-2C-I*, the iodo dimer was not detected.  
5  
6

7 Pyrolysis products of *bk-2C-B* products were produced under conditions comparable to those  
8 employed by drug users using a 'meth pipe'.<sup>[15]</sup> The sample was heated with a butane lighter  
9 until yellow fumes appeared and an orange residue was deposited on the sides of the glass vial.  
10 The pyrolysis was repeated several times in order to determine which product were  
11 representative of those inhaled under the conditions used in drug abuse. A final pyrolysis was  
12 run with 9 mg in order to obtain sufficient product for the interpretation of the mass spectra. The  
13 substances reported here appeared in multiple pyrolysis runs.  
14  
15

16  
17 Twelve pyrolysis products, shown in **Figure 3**, were identified through interpretation of the mass  
18 spectra and confirmed by comparison to synthesized standards. The chromatograms of the  
19 pyrolates, standards and mass spectra for products (**1a**)-(5) are shown in **Figure 4**. Interpretation  
20 of the mass spectra for products (**6**)-(12) are shown in **Figure 5** was aided by the characteristic  
21 isotope patterns of bromine and chlorine (Supporting Information).  
22  
23

24  
25 The stability of the enol radical resulted in a distribution of products from homolytic reactions.  
26 Most of the pyrolysis products underwent homolytic cleavage of the C-N, although some C-C  
27 bond cleavage was observed. The mechanism for the hemolytic cleavage is shown in **Figure 6**.  
28 The stereochemistry of the halogen addition also supports a hemolysis. Products (**1a**), (**1b**), (**2**),  
29 (**3**), (**5**), (**7**) and (**8**) also lost the *beta* ketone. The first peak detected at 6.18 min revealed co-  
30 elution of two pyrolates. One, 1-bromo-2,5-dimethoxy-4-methylbenzene (**1a**), was an example of  
31 *beta* C-O bond cleavage. The second was consistent with one or both of the phenols, 3-bromo-4-  
32 methoxyphenol and 2-bromo-4-methoxyphenol (**1b**), which illustrated activity at the benzene  
33 ring, resulting in both C-C cleavage and demethylation of the methoxy group. In comparison,  
34 the C-C cleavage was not observed in the pyrolysis of mephdrone.<sup>[17]</sup> The phenols were  
35 confirmed by derivatization with acetic anhydride where a gain in mass of 42 amu resulted in a  
36 retention time shift to 6.75 min. The mass spectrum of the derivatized phenol is shown in **Figure**  
37 **5**.  
38  
39

40  
41 The formation of 1-bromo-4-ethyl-2,5-dimethoxy-benzene (**2**) was an example of deamination,  
42 as well as loss of the loss of oxygen in the ketone. The mechanism might have been similar to the  
43 formation of iso-mephedrone observed during mephedrone pyrolysis, with the formation of a  
44 cyclic amine intermediate that would result in the formation of an iso-2C-B intermediate,  
45 followed by deamination.<sup>[16]</sup> The peak eluting at 7.01 min was confirmed as 1-bromo-4-ethenyl-  
46 2,5-dimethoxy-benzene (**3**)  
47  
48

49  
50 The fragmentation pattern representing the peak at 7.38 min was initially thought to represent 4-  
51 bromo-2,5-dimethoxy-benzaldehyde but this was not confirmed when compared to a standard.  
52 Instead, an alternative structure was proposed, 1-(4-bromo-2-hydroxy-5-  
53  
54  
55  
56  
57  
58  
59  
60

1  
2  
3 methoxyphenyl)ethanone (**4**), which was confirmed by comparison with a standard and by NMR  
4 provided in the Supplemental Information. Other pyrolysis products that retained the ketone  
5 group included pyrolates (**6**), (**9**), and (**11**). 1-(4-Bromo-2,5-dimethoxyphenyl)ethanone was  
6 formed by loss of the amine group, also seen in the pyrolysis of mephedrone.<sup>[16]</sup> In mephedrone,  
7 however, halogen substitution similar to 1-(4-bromo-2,5-dimethoxyphenyl)-2-chloro-ethanone  
8 (**9**) or 2-bromo-1-(4-bromo-2,5-dimethoxyphenyl)-ethanone (**11**) was not detected. In the later  
9 example, chlorination rather than bromination would occur in the case of mephedrone. Of the  
10 remaining products, (**5**), (**7**) and (**8**) were halogenated analogs of (**1a**), and (**2**). Two halogenated  
11 products were detected in the pyrolysis of mephedrone and identified as  $\alpha$ -chloro ketones, 1-  
12 chloro-1-(4-methylphenyl)- 2-propanone and 2-chloro-1-(4-methylphenyl)-1-propanone<sup>[16]</sup>.  
13  
14  
15  
16  
17

18 The pyrolysis products of *bk-2C-B* differed significantly from those observed with other  
19 phenethylamines<sup>[15]</sup> including methiopropamine and the ring-substituted cathinone,  
20 mephedrone.<sup>[15,16]</sup> Methylation<sup>[18]</sup> and *N,O* rearrangement did not occur.<sup>[19]</sup> Product (**1b**) was  
21 unique in that the C-C bond cleavage appeared to occur at the benzene ring and the  
22 corresponding product was not detected in either the pyrolysis of methamphetamine or  
23 mephedrone.<sup>[16,18]</sup> The (**1b**) and (**4**) represented reactions at the benzene ring, presumably  
24 through the formation of an alcohol from the associated methoxy group. Products (**5**), (**7-9**), and  
25 (**11**) were the result of halogenation. Several products resulted from bond cleavage of either the  
26  $\alpha$ - $\beta$  C-C bond (**1a**) or the C-N bond (**2-4**, **6**) and similar products were detected in the pyrolysis  
27 of both methamphetamine and methiopropamine.<sup>[17,18]</sup> Products (**1a**, **2**, and **3**) were analogous to  
28 the oxidative degradation products reported for methamphetamine.<sup>[18]</sup>  
29  
30  
31  
32  
33

34 Only two products retained the amine nitrogen: 5-(4-bromo-2,5-dimethoxyphenyl)oxazole (**10**)  
35 and a dimer (**12**). These substances were present in the chromatograms of *bk-2C-B* as received  
36 and may be formed either during the pyrolysis or in the GC injector by a reaction of *bk-2C-B* as  
37 reported by Power et al.<sup>[11]</sup> A proposed mechanism for the fragmentation of product (**10**) is  
38 shown in **Figure 7**, with formaldehyde being formed in-situ from breakdown of the *bk-2C-B*.  
39  
40  
41

42 Formation of the pyrazine dimer (**12**) may have formed through a condensation reaction of the  $\beta$ -  
43 ketone as seen in the report by Powers et al., although thermal rearrangements were also  
44 observed during mephedrone and methiopropamine pyrolysis.<sup>[16,17]</sup>  
45  
46

47 The difference in the products may have reflected the activating nature of the methoxy groups  
48 located on the benzene ring. Several products originating from oxidative degradation or bond  
49 cleavage showed a halogenated counterpart: compounds (**7**) and (**8**) were the chlorinated and  
50 brominated counterparts of (**2**). Products (**9** and **11**) were the halogenated counterparts of (**6**).  
51 The halogenated counterparts for the phenols (**1b** and **4**) were not detected.  
52  
53  
54

55 While some level of toxicity is predicted for the  $\alpha$ -chloro ketones,<sup>[20]</sup> no toxicity data are  
56 available for the substances formed during *bk-2C-B* pyrolysis. Products (**1a**, **2**, and **5**) have been  
57  
58  
59  
60

1  
2  
3 studied as fungicides.<sup>[21]</sup> The ethenyl compound (**3**) has been researched for activity as a 2-  
4 photon chromophore.<sup>[22]</sup> Products (**6** and **11**) were used as precursors in the preparation of  
5 serotonin 5-HT<sub>2A</sub> receptor agonists<sup>[10]</sup> and (**1b**) was identified as a precursor for 1,2-cyclized  
6 phenylethylamines studied as agonists for both 5-HT<sub>2A</sub> and 5-HT<sub>2B</sub> receptors.<sup>[23]</sup> A literature  
7 structure search for product (**7**) gave no results, whereas the analogous bromoethyl product (**8**)  
8 appeared in a study of phenylethylamine analogs for use in treating glaucoma.<sup>[24]</sup>  
9  
10  
11

12  
13 As summarized in the Supporting Information, similar products were identified following the  
14 pyrolysis of *bk-2C-I*. The retention times increased as a reflection of increased mass of the iodine  
15 substituent. Products analogous to *bk-2C-B* (**1-4**), (**6-8**) and (**10**) were also formed during the  
16 pyrolysis of *bk-2C-I*. Two additional pyrolysis products were detected and tentatively identified  
17 through interpretation of their EI mass spectra. 1-(2,5-Dimethoxyphenyl)-ethanone (**13**) might  
18 have been formed by cleavage at the nitrogen and the decomposition product 1-iodo-4-ethenyl-5-  
19 methoxyphenol (**14**) might have been a decomposition product similar to 1-iodo-4-ethenyl-2,5-  
20 dimethoxy-benzene (**3**) and 1-(4-iodo-2-hydroxy-5-methoxyphenyl)-ethanone (**4**). The only *bk*-  
21 *2C-I* pyrolysis product mentioned in a biological study was the product (**4**) mentioned in a patent  
22 for P2X3 and P2X2/3 antagonists.<sup>[25]</sup>  
23  
24  
25  
26

## 27 Conclusion

28  
29 Inhalation of a vaporized drug commonly produces a quick onset of effects but also shorter  
30 duration. However, the potential ingestion of pyrolysis products with unknown toxicity adds an  
31 element of concern. Twelve products resulting from the pyrolysis of *bk-2C-B* have been  
32 identified and similar chemicals were detected for *bk-2C-I*. The pyrolysis conditions resulted  
33 primarily in oxidative degradation and C-C or N-C bond cleavage, often accompanied by  
34 halogenation.  
35  
36  
37

## 38 Acknowledgments

39  
40 Funding for this study was provided by the National Science Foundation's Research Experiences  
41 for Undergraduates Program (Award #1261322). The authors thank the Internet vendor for the  
42 donation of the *bk-2C-I* sample.  
43  
44  
45  
46  
47  
48  
49  
50  
51  
52  
53  
54  
55  
56  
57

## References

- [1] A.T. Shulgin, T. Manning, P.F. Daley, *The Shulgin Index - Volume One: Psychedelic Phenethylamines and Related Compounds*, Transform Press, Berkeley, CA, USA, **2011**.
- [2] A. Shulgin, A.T. Shulgin, *Phenethylamines I Have Known and Loved: A Chemical Love Story*, Transform Press, Berkeley, CA, USA, **1991**.
- [3] L.A. King. New phenethylamines in Europe. *Drug Test. Anal.* **2014**, 6, 808.
- [4] S.D. Brandt, L.A. King, M. Evans-Brown. The new drug phenomenon. *Drug Test. Anal.* **2014**, 6, 587.
- [5] United Nations Office on Drugs and Crime (UNODC). The challenge of new psychoactive substances. A Report from the Global SMART Programme March 2013. United Nations Publication, Vienna, 2013. Available at: [https://www.unodc.org/documents/scientific/NPS\\_2013\\_SMART.pdf](https://www.unodc.org/documents/scientific/NPS_2013_SMART.pdf) [18 September 2016].
- [6] European Monitoring Centre for Drugs and Drug Addiction (EMCDDA). European Drug Report 2016: Trends and Developments. EMCDDA, Lisbon, **2016**. Available at: <http://www.emcdda.europa.eu/system/files/publications/2637/TDAT16001ENN.pdf> [09 September 2016].
- [7] M. Evans-Brown, R. Sedefov. New psychoactive substances: driving greater complexity into the drug problem. *Addiction* **2017**, 112, 36.
- [8] European Monitoring Centre for Drugs and Drug Addiction (EMCDDA)-Europol. Europol 2013 Annual Report on the implementation of Council Decision 2005/387/JHA. EMCDDA, Lisbon, **2014**. Available at: [http://www.emcdda.europa.eu/system/files/publications/814/TDAN14001ENN\\_475519.pdf](http://www.emcdda.europa.eu/system/files/publications/814/TDAN14001ENN_475519.pdf) [18 September 2016].
- [9] S. Odoardi, F.S. Romolo, S. Strano-Rossi. A snapshot on NPS in Italy: distribution of drugs in seized materials analysed in an Italian forensic laboratory in the period 2013-2015. *Forensic Sci. Int.* **2016**, 265, 116.
- [10] R.A. Glennon, M.L. Bondarev, N. Khorana, R. Young.  $\beta$ -Oxygenated analogues of the 5-HT<sub>2A</sub> serotonin receptor agonist 1-(4-bromo-2,5-dimethoxyphenyl)-2-aminopropane. *J. Med. Chem.* **2004**, 47, 6034.
- [11] J.D. Power, P. Kavanagh, J. O'Brien, M. Barry, B. Twamley, B. Talbot, G. Dowling, S.D. Brandt. Test purchase, identification and synthesis of 2-amino-1-(4-bromo-2, 5-dimethoxyphenyl)ethan-1-one (*bk-2C-B*). *Drug Test. Anal.* **2015**, 7, 512.
- [12] G. Frison, S. Odoardi, S. Frasson, R. Sciarrone, G. Ortar, F.S. Romolo, S. Strano Rossi. Characterization of the designer drug *bk-2C-B* (2-amino-1-(bromo-dimethoxyphenyl)ethan-1-one) by gas chromatography/mass spectrometry without and with derivatization with 2,2,2-

1  
2  
3 trichloroethyl chloroformate, liquid chromatography/high-resolution mass spectrometry, and  
4 nuclear magnetic resonance. *Rapid Commun. Mass Spectrom.* **2015**, *29*, 1196.

5  
6  
7 [13] Drugs-Forum *bk-2C-B* Drug Info. [https://drugs-](https://drugs-forum.com/forum/showthread.php?t=228051)  
8 [forum.com/forum/showthread.php?t=228051](https://drugs-forum.com/forum/showthread.php?t=228051) [ 09 January 2017].

9  
10 [14] <http://www.rollitup.org/t/bk-2c-b-thread.824039/> [ 09 January 2017].

11  
12 [15] S. Bell, C. Nida. Pyrolysis of drugs of abuse: a comprehensive review. *Drug Test. Anal.*  
13 **2015**, *7*, 445.

14  
15 [16] P. Kavanagh, J. O'Brien, J.D. Power, B. Talbot, S.D. McDermott. 'Smoking' mephedrone:  
16 the identification of the pyrolysis products of 4-methylmethcathinone hydrochloride. *Drug Test.*  
17 *Anal.* **2013**, *5*, 291.

18  
19 [17] E.D. Bouso, E.A. Gardner, J.E. O'Brien, B. Talbot, P.V. Kavanagh. Characterization of  
20 the pyrolysis products of methiopropamine. *Drug Test. Anal.* **2014**, *6*, 676.

21  
22 [18] M. Sato, M. Hida, H. Nagase. Analysis of pyrolysis products of methamphetamine. *J.*  
23 *Anal. Toxicol.* **2004**, *28*, 638.

24  
25 [19] C.L. Stevens, R.D. Elliott, B.L. Winch. Aminoketone rearrangements. II. The  
26 rearrangement of phenyl  $\alpha$ -aminoketones. *J. Am. Chem. Soc.* **1963**, *85*, 1464.

27  
28 [20] A.K. Nigam, M.V. Suryanarayana, P.K. Gutch, S.P. Sharma, L.N. Tomar, R.  
29 Vijayaraghavan. Thermal decomposition studies of riot control agent  $\omega$ -chloroacetophenone  
30 (CN) by pyrolysis-gas chromatography-mass spectrometry. *J. Hazard Mater.* **2010**, *184*, 506.

31  
32 [21] R.M. Scribner, E.J. Soboszinski. Bodenfungicid. DE1274398. E. I. du Pont de Nemours  
33 and Company, Wilmington, Delaware, USA. **1968**.

34  
35 [22] K. Kamada, Y. Iwase, K. Sakai, K. Kondo, K. Ohta. Cationic two-photon absorption  
36 chromophores with double-and triple-bond cores in symmetric/asymmetric arrangements. *J.*  
37 *Phys. Chem. C* **2009**, *113*, 11469.

38  
39 [23] V. Isberg, J. Paine, S. Leth-Petersen, J.L. Kristensen, D.E. Gloriam. Structure-activity  
40 relationships of constrained phenylethylamine ligands for the serotonin 5-HT<sub>2</sub> receptors. *Plos*  
41 *One* **2013**, *8*, e78515.

42  
43 [24] M. Hellberg, A. Namil, Z. Feng, J. Ward. Phenylethylamine analogs and their use for  
44 treating glaucoma. US 2007/0072920 A1. Alcon Research Ltd. Fort Worth, Texas, USA. **2007**.

45  
46 [25] C. Broka, D. Carter, M. Dillon, R. Hawley, A. Jahangir, C. Lin, D. Parish.  
47 Diaminopyrimidines as P2X<sub>3</sub> and P2X<sub>2/3</sub> antagonists. US2005/0209260 A1. Roche Palo Alto  
48 LLC, Palo Alto, CA, USA. **2005**.

## Figure Captions

**Figure 1.** Chemical structures of 2-(4-bromo-2,5-dimethoxyphenyl)ethan-1-amine hydrochloride (2C-B), 2-amino-1-(4-bromo-2,5-dimethoxyphenyl)ethanone hydrochloride (*bk*-2C-B), and 2-amino-1-(4-iodo-2,5-dimethoxyphenyl)ethanone hydrochloride(*bk*-2C-I) respectively.

**Figure 2.** Chromatograms of a. *bk*-2C-B and b. *bk*-2C-I.

**Figure 3.** Schematic of *bk*-2C-B pyrolysis products.

**Figure 4.** (a) Total ion chromatogram for pyrolysis products of 2-amino-1-(4-bromo-2,5-dimethoxyphenethyl)ethanone chloride (*bk*-2C-B); (b) comparison with standards; and (c) mass spectra for products (1a)-(5).

**Figure 5.** Electron ionization mass spectra of the products (6)-(12) formed during pyrolysis of 2-amino-1-(4-bromo-2,5-dimethoxyphenethyl)ethanone hydrochloride (*bk*-2C-B).

**Figure 6.** Schematic of the hemolytic cleavage of *bk*-2C-Br.

**Figure 7.** Proposed mechanism for the fragmentation of product 10.



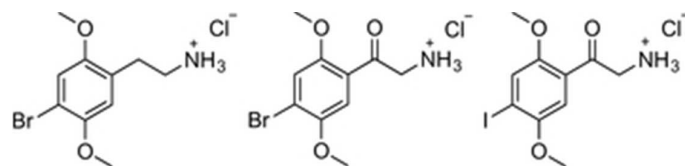


Figure 1. Chemical structures of 2-(4-bromo-2,5-dimethoxyphenyl)ethan-1-amine hydrochloride (2C-B), 2-amino-1-(4-bromo-2,5-dimethoxyphenyl)ethanone hydrochloride (bk-2C-B), and 2-amino-1-(4-iodo-2,5-dimethoxyphenyl)ethanone hydrochloride (bk-2C-I) respectively. Chromatograms of a. bk-2C-B and b. bk-2C-I.

Figure 1

30x6mm (300 x 300 DPI)

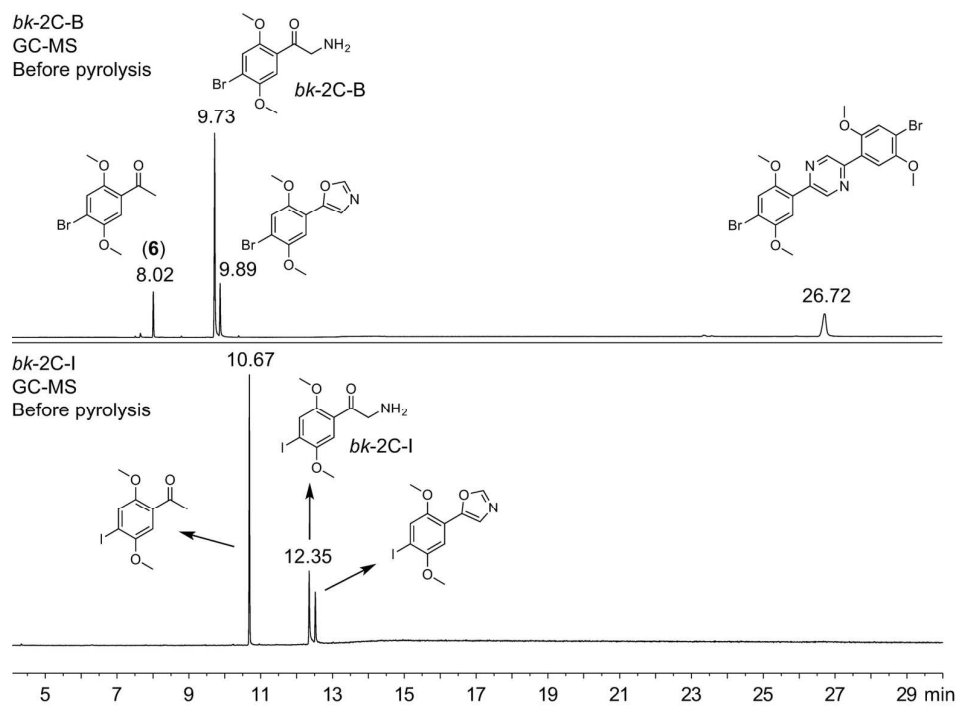
Figure 2. Chromatograms of a. *bk-2C-B* and b. *bk-2C-I*.

Figure 2

150x111mm (300 x 300 DPI)

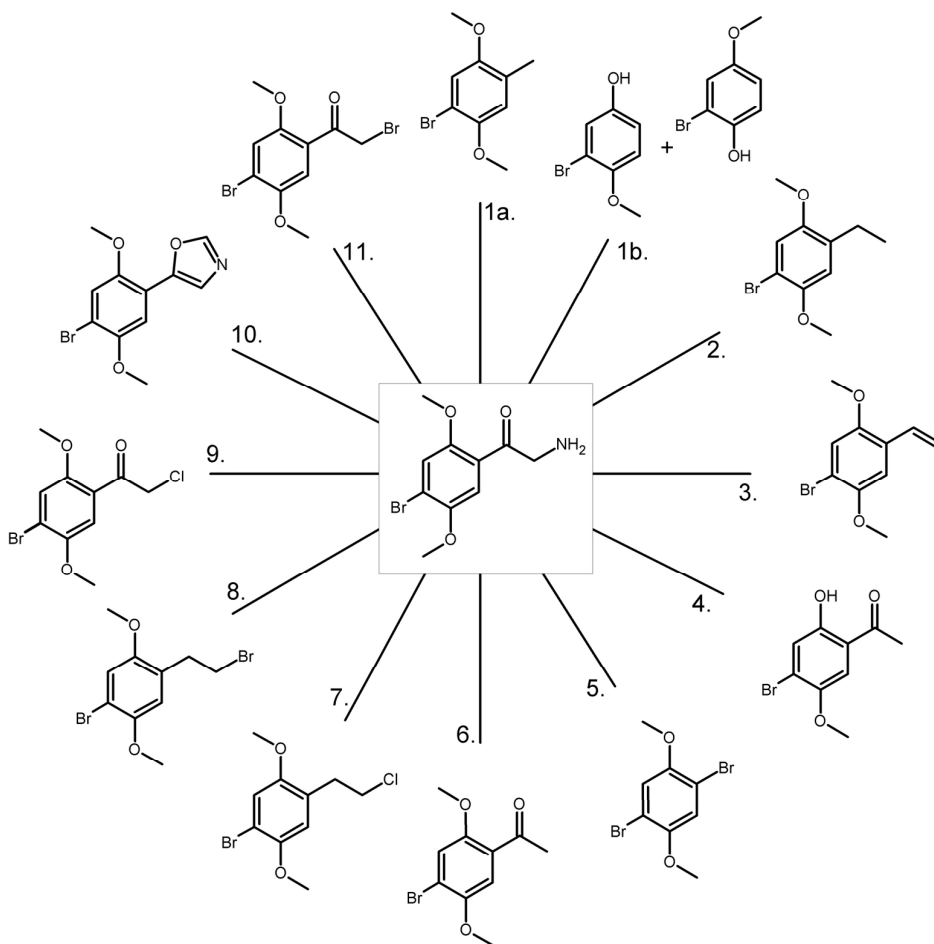


Figure 3. Schematic of bk-2C-B pyrolysis products.

Figure 3

166x164mm (300 x 300 DPI)

1  
2  
3  
4  
5  
6  
7  
8  
9  
10  
11  
12  
13  
14  
15  
16  
17  
18  
19  
20  
21  
22  
23  
24  
25  
26  
27  
28  
29  
30  
31  
32  
33  
34  
35  
36  
37  
38  
39  
40  
41  
42  
43  
44  
45  
46  
47  
48  
49  
50  
51  
52  
53  
54  
55  
56  
57  
58  
59  
60

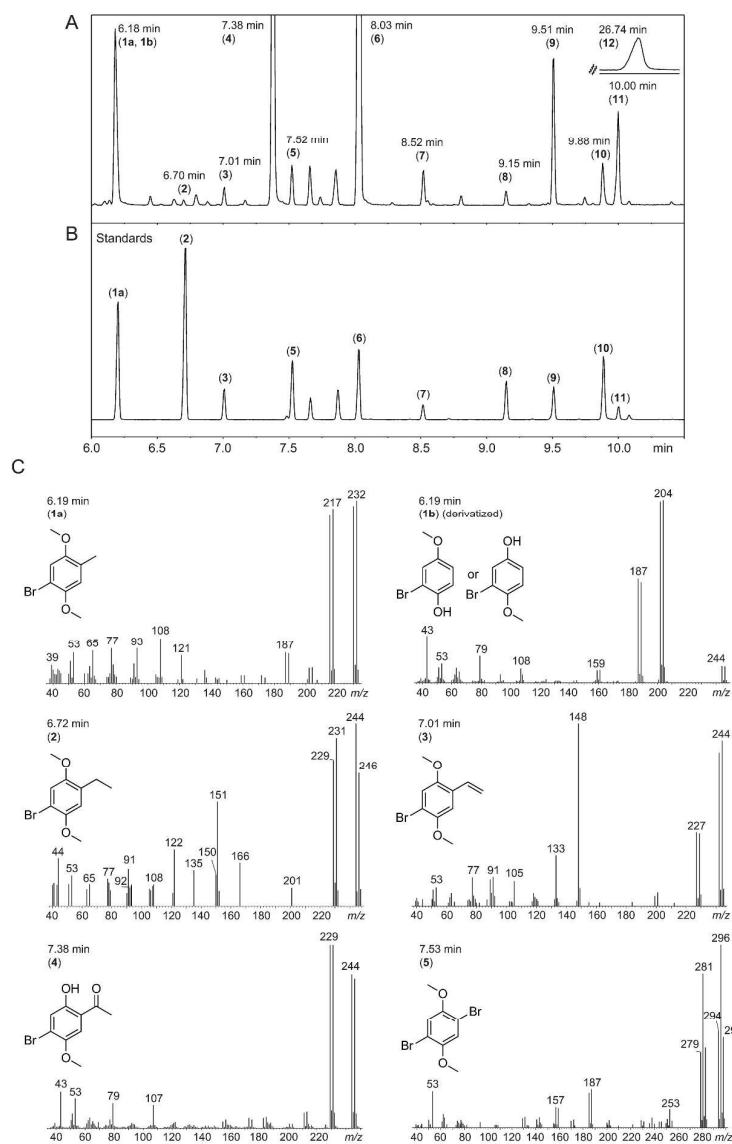


Figure 4. (a) Total ion chromatogram for pyrolysis products of 2-amino-1-(4-bromo-2,5-dimethoxyphenethyl)ethanone chloride (bk-2C-B); (b) comparison with standards; and (c) mass spectra for products (1a)-(5).

Figure 4  
290x450mm (300 x 300 DPI)

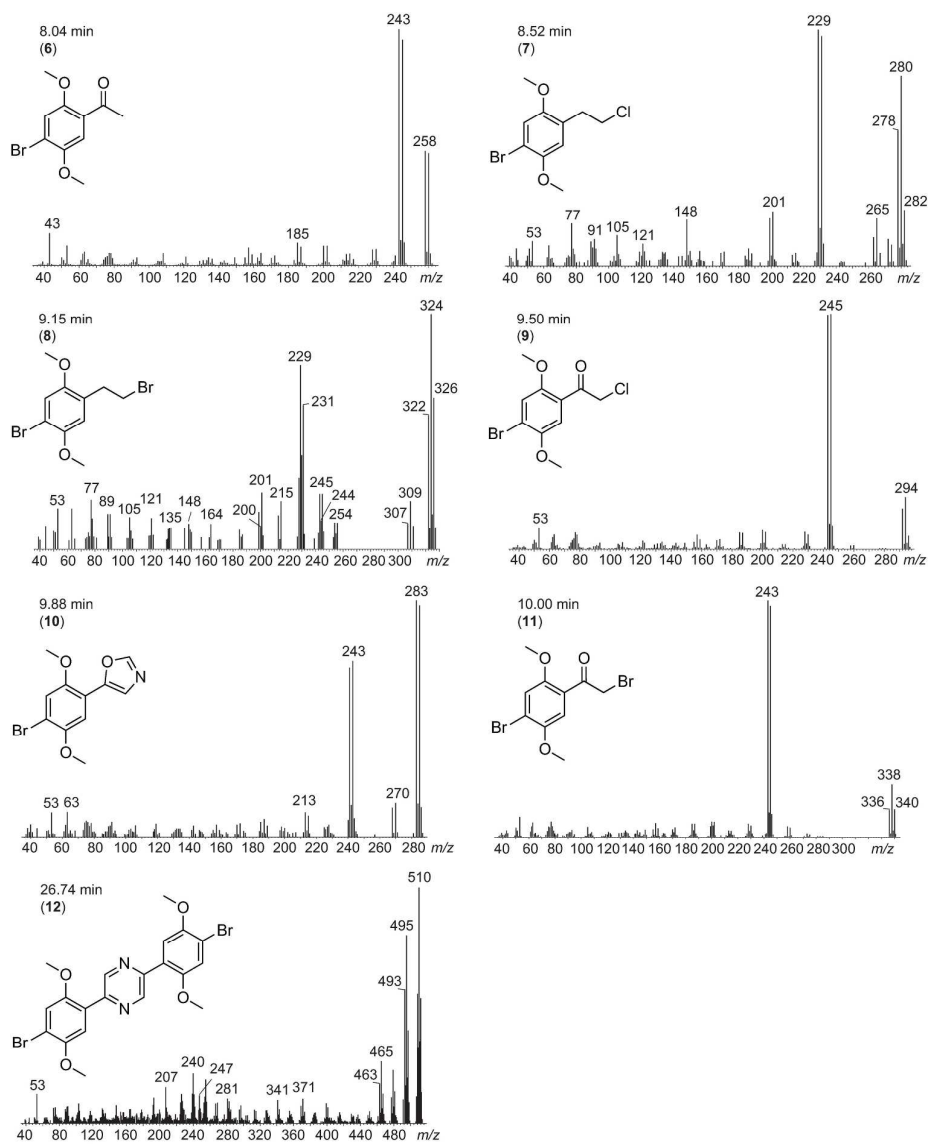


Figure 5. Electron ionization mass spectra of the products (6)-(12) formed during pyrolysis of 2-amino-1-(4-bromo-2,5-dimethoxyphenethyl)ethanone hydrochloride (bk-2C-B).

Figure 5  
225x277mm (300 x 300 DPI)

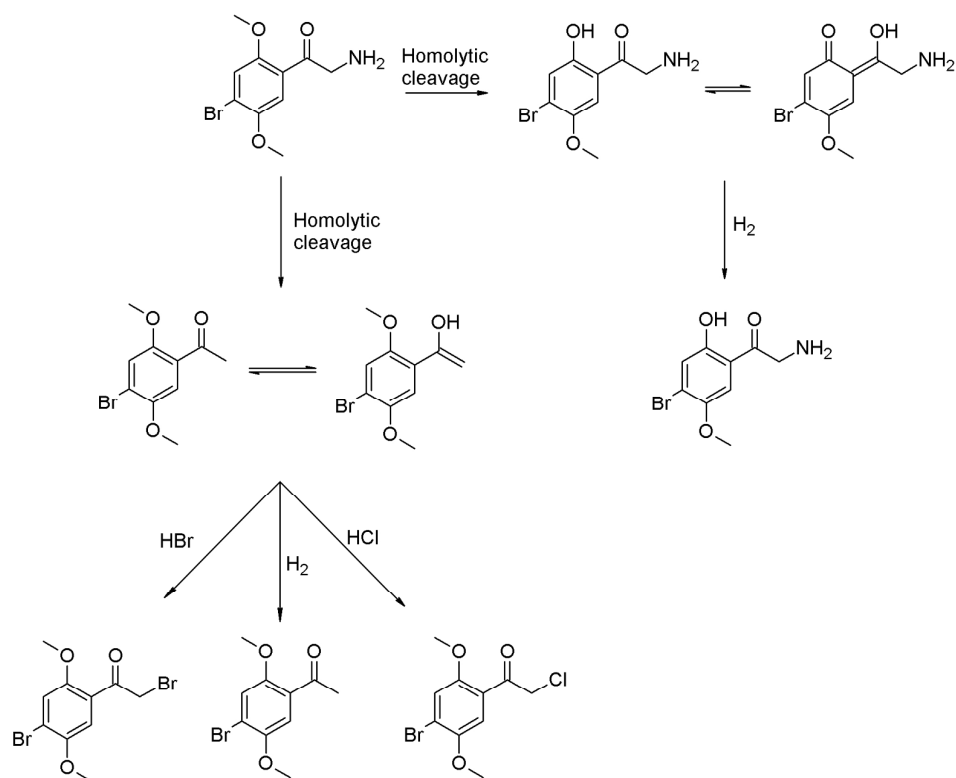


Figure 6. Schematic of the homolytic cleavage of bk-2C-Br.

171x139mm (300 x 300 DPI)

1  
2  
3  
4  
5  
6  
7  
8  
9  
10  
11  
12  
13  
14  
15  
16  
17  
18  
19  
20  
21  
22  
23  
24  
25  
26  
27  
28  
29  
30  
31  
32  
33  
34  
35  
36  
37  
38  
39  
40  
41  
42  
43  
44  
45  
46  
47  
48  
49  
50  
51  
52  
53  
54  
55  
56  
57  
58  
59  
60

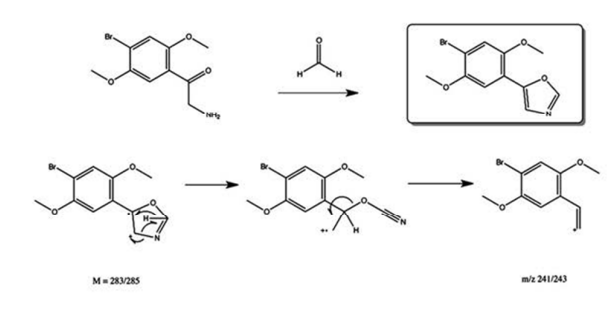


Figure 7. Proposed mechanism for the fragmentation of product 10.

Figure 7  
254x190mm (96 x 96 DPI)