



EL PASO COUNTY



2017 PRELIMINARY BALANCED BUDGET

PRESENTED SEPTEMBER 27, 2016



El Paso County, Colorado
Administration & Financial Services
2017 Preliminary Balanced Budget

Table of Contents

<u>Section I - Budget Analysis</u>	<u>Page</u>
2017 Discretionary Revenue to Provide Core Services	1
Chart - Historical Discretionary Revenue - Daily Cost Per Citizen	2
Chart - 2017 Preliminary Balanced Budget - Revenues by Category	3
Chart - 2017 Preliminary Balanced Budget - Expenditures by Category	4
Chart - 2017 Preliminary Balanced Budget - Unrestricted General Fund - Expenditures by Function	5
Chart - 2017 Preliminary Balanced Budget - GF County Administration	6
Chart - Unrestricted General Fund - Annual Cost Per Citizen	7
Chart - 2016 10-County Mill Levy Comparison	8
Chart - 2016 10-County Property Tax Per Citizen Comparison	9
Chart - 2016 10-County Local Tax Per Citizen Comparison	10
2017 Critical Needs Addressed Through Financial Roadmap	11
<u>Section II – Budget Changes (from 2016 to 2017)</u>	12
Changes to Revenue Budget	13
Changes to Base Budget	14-15
<u>Section III – 2017 Preliminary Balanced Budget</u>	16
2017 Preliminary Balanced "Budget at a Glance"	17
2017 Fund Balance Estimates	18
Allocation of Revenues by Major Category	19
Allocation of Expenditures by Major Category	20-21

Section I – Budget Analysis



*El Paso County, Colorado
Administration & Financial Services
2017 Preliminary Balanced Budget*



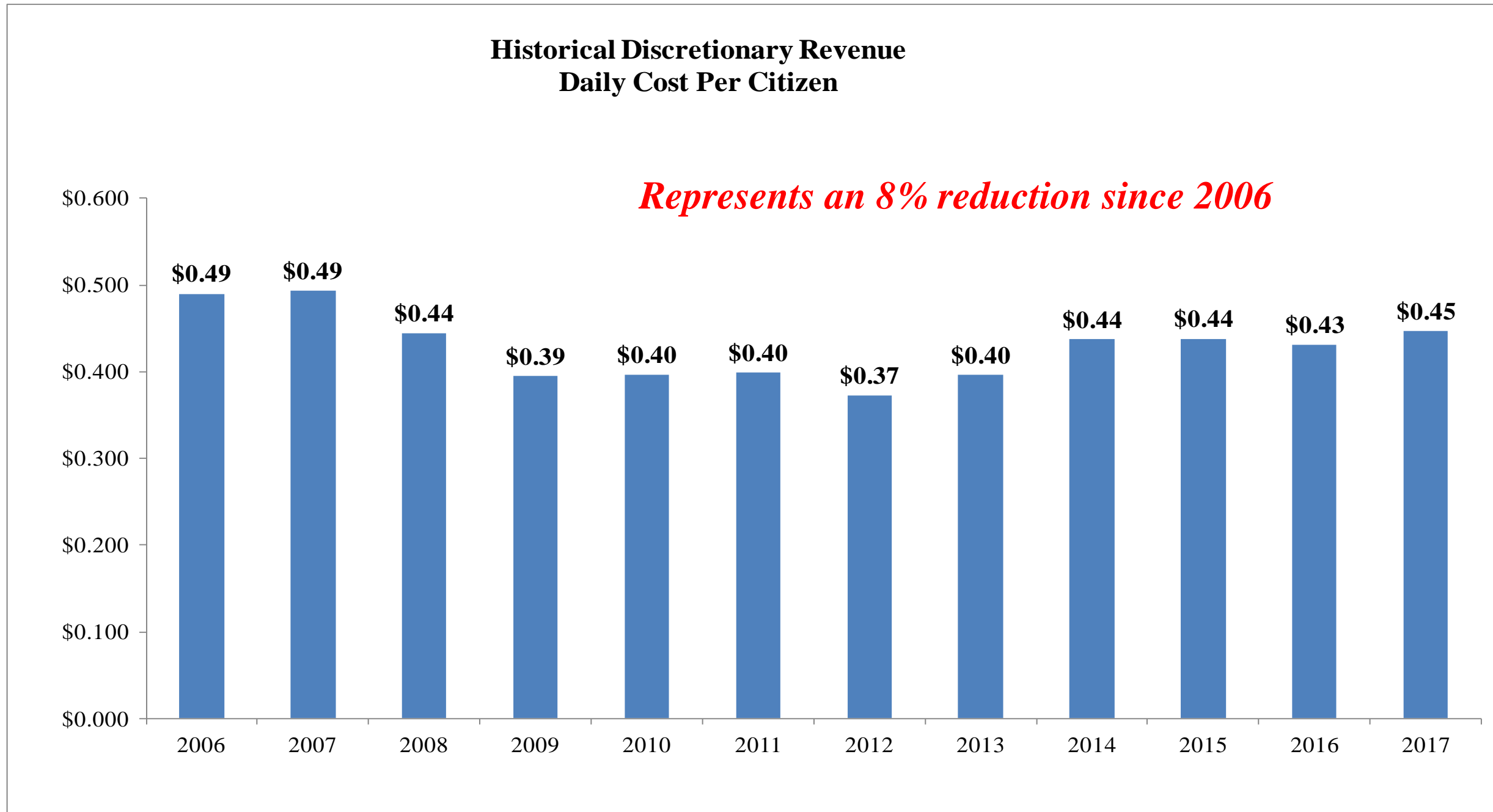
*El Paso County, Colorado
Administration & Financial Services
2017 Preliminary Balanced Budget
Discretionary Revenue to Provide Core Services*

2017 Preliminary Balanced Budget Revenue Sources	
Sales & Use Tax	\$96,785,392
Sales & Use Tax- Voter Restricted for Public Safety	\$22,117,113
Property Tax	48,684,009
Specific Ownership Tax	5,670,000
Other Taxes/Payment in Lieu of Taxes	356,000
Elected Office Revenue (Fees)	15,468,950
Parking & Parks and Recreation Fees	716,800
General and Road & Bridge Fees	2,537,189
Unrestricted Intergovernmental	1,585,460
Rent Revenue/Other Revenue	709,784
<i>Other Legally Restricted Revenue Sources</i>	<i>\$126,324,522</i>
2017 Revenues	\$320,955,219
Less: Voter Restricted Public Safety Sales & Use Tax	(\$22,117,113)
Less: Other Legally Restricted Revenue Sources	(\$126,324,522)
2017 Discretionary Revenue Sources	\$172,513,584
 <u>Less: Legally Restricted Uses</u>	
Road & Bridge/Fleet Operations	\$10,512,815
Dept. of Human Services - Local Required Match	\$17,468,834
Annual Lease Obligation/Major Capital Projects	\$10,753,455
Employee Benefits & Retirement	\$20,621,732
Less: Legally Restricted Uses	\$59,356,836
2017 Discretionary Revenue to Provide Core Services*	\$113,156,748

** This amount differs from Net General Fund Unrestricted Revenue due the reallocation of Retirement and Fleet revenues per GASB 54*



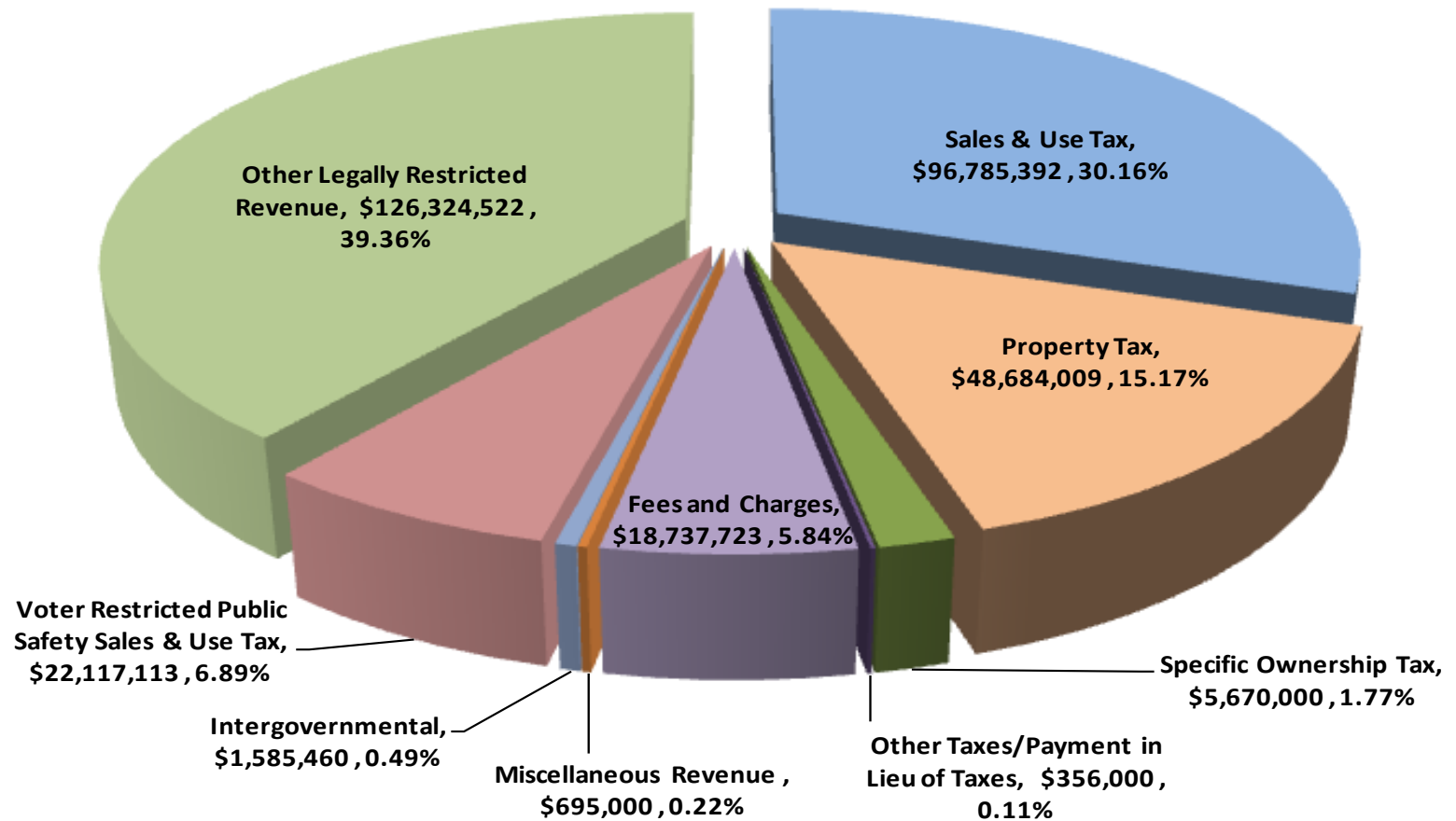
El Paso County, Colorado
2017 Preliminary Balanced Budget
Historical Discretionary Revenue - Daily Cost per Citizen
Funding Core Mandated County Services





El Paso County, Colorado
Administration & Financial Services
2017 Preliminary Balanced Budget

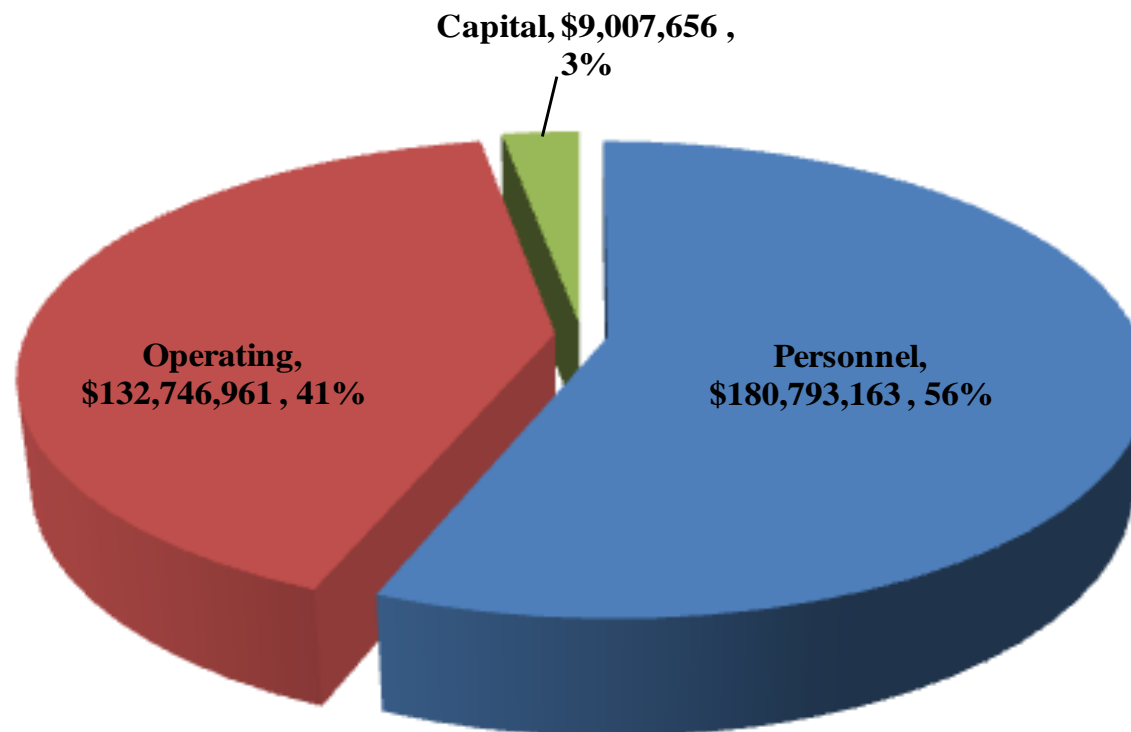
2017 Preliminary Balanced Budget
Revenue By Major Category \$320,955,219





El Paso County, Colorado
Administration & Financial Services
2017 Preliminary Balanced Budget

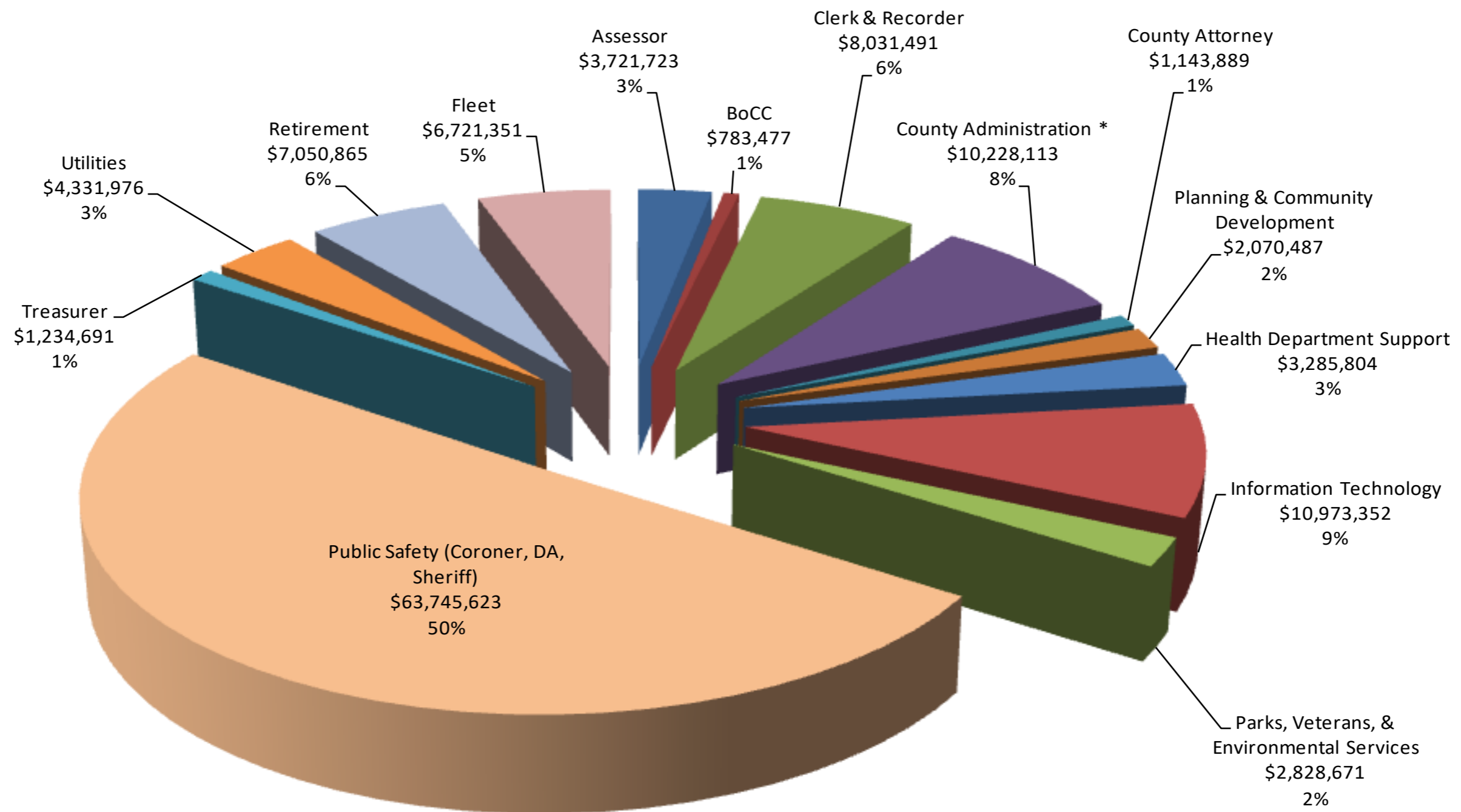
2017 Preliminary Balanced Budget
Expenditures By Major Category \$322,547,780





El Paso County, Colorado
Administration & Financial Services
2017 Preliminary Balanced Budget
Core Mandated County Services

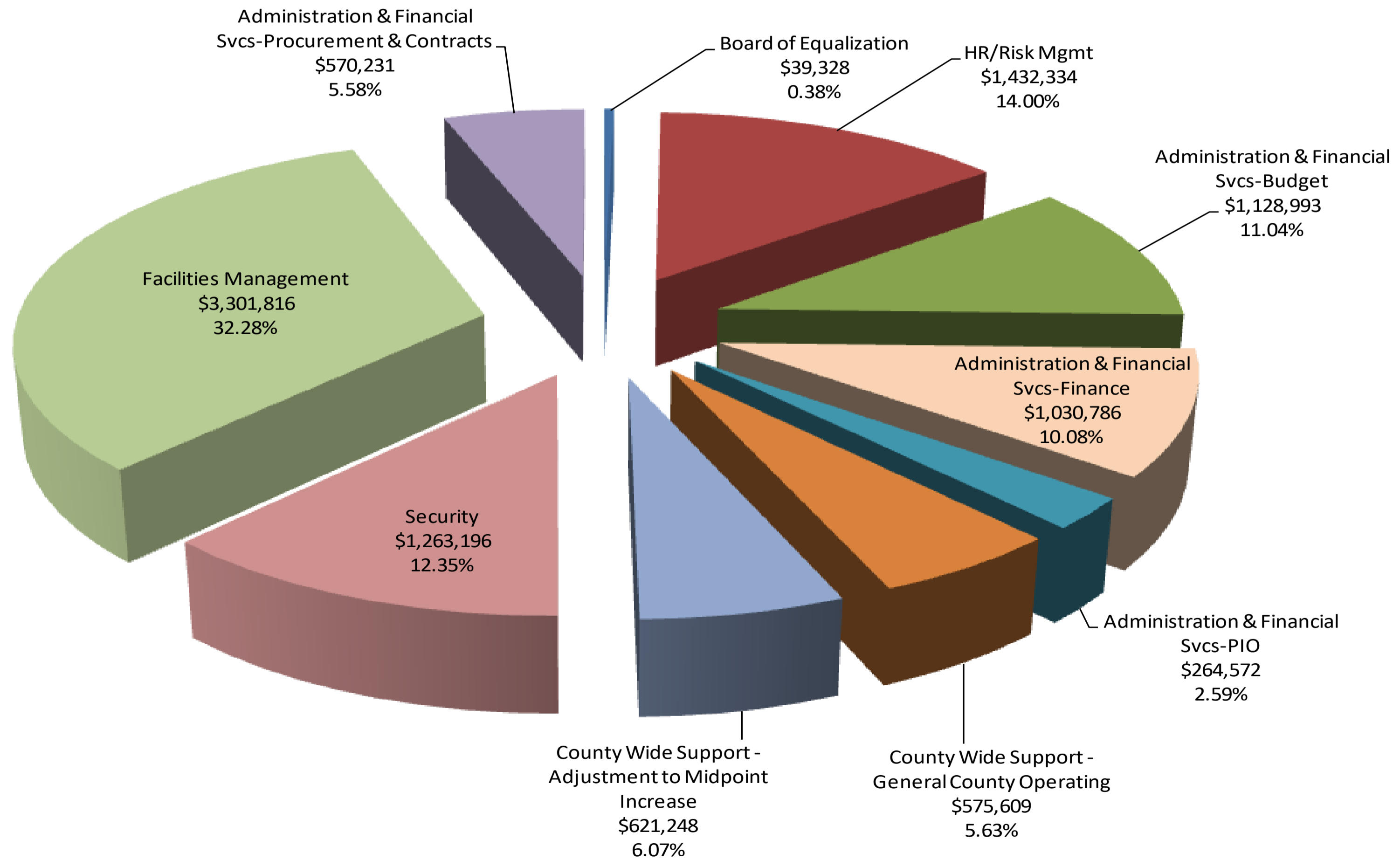
2017 Preliminary Balanced Budget
GF Unrestricted Expenditures By Function \$126,151,512



* Please see breakdown of County Administration on Page 6

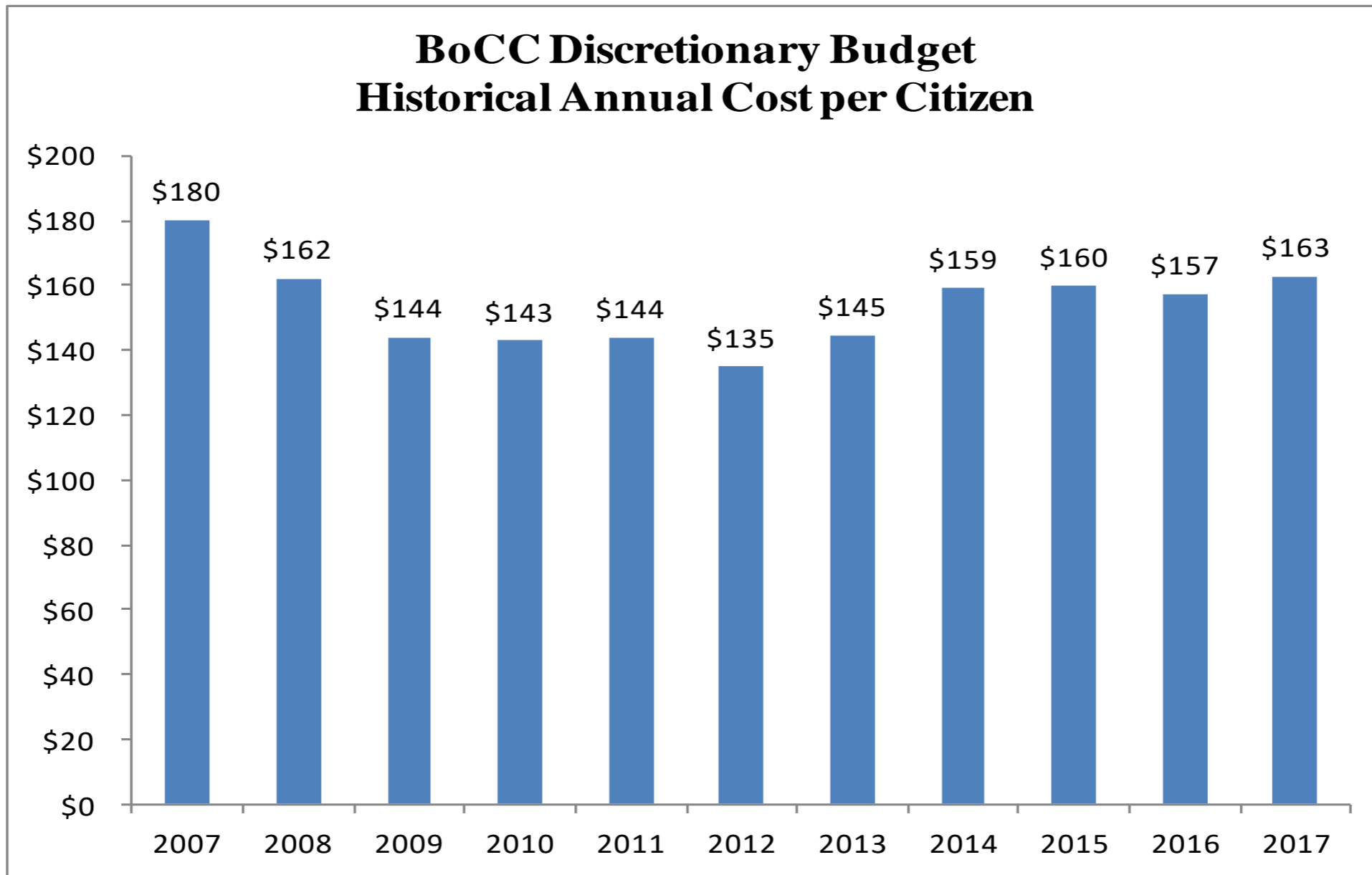


2017 Preliminary Balanced Budget GF Unrestricted Expenditures County Administration \$10,228,113



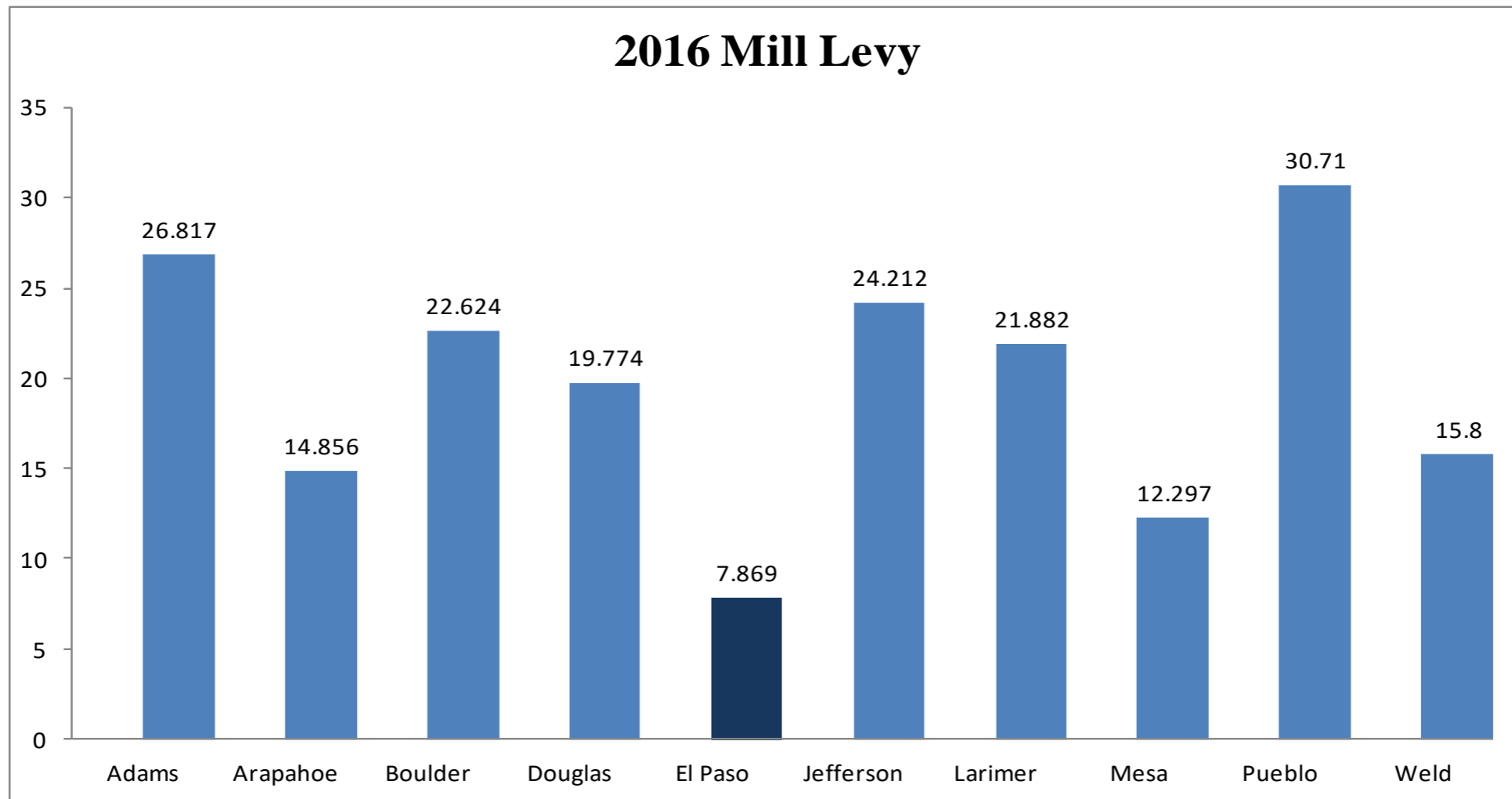


El Paso County, Colorado
Administration & Financial Services
2017 Preliminary Balanced Budget
Unrestricted General Fund - Annual Cost per Citizen
Funding Core Mandated County Services






El Paso County, Colorado
Administration & Financial Services
2017 Preliminary Balanced Budget
Mill Levy 10-County Comparison



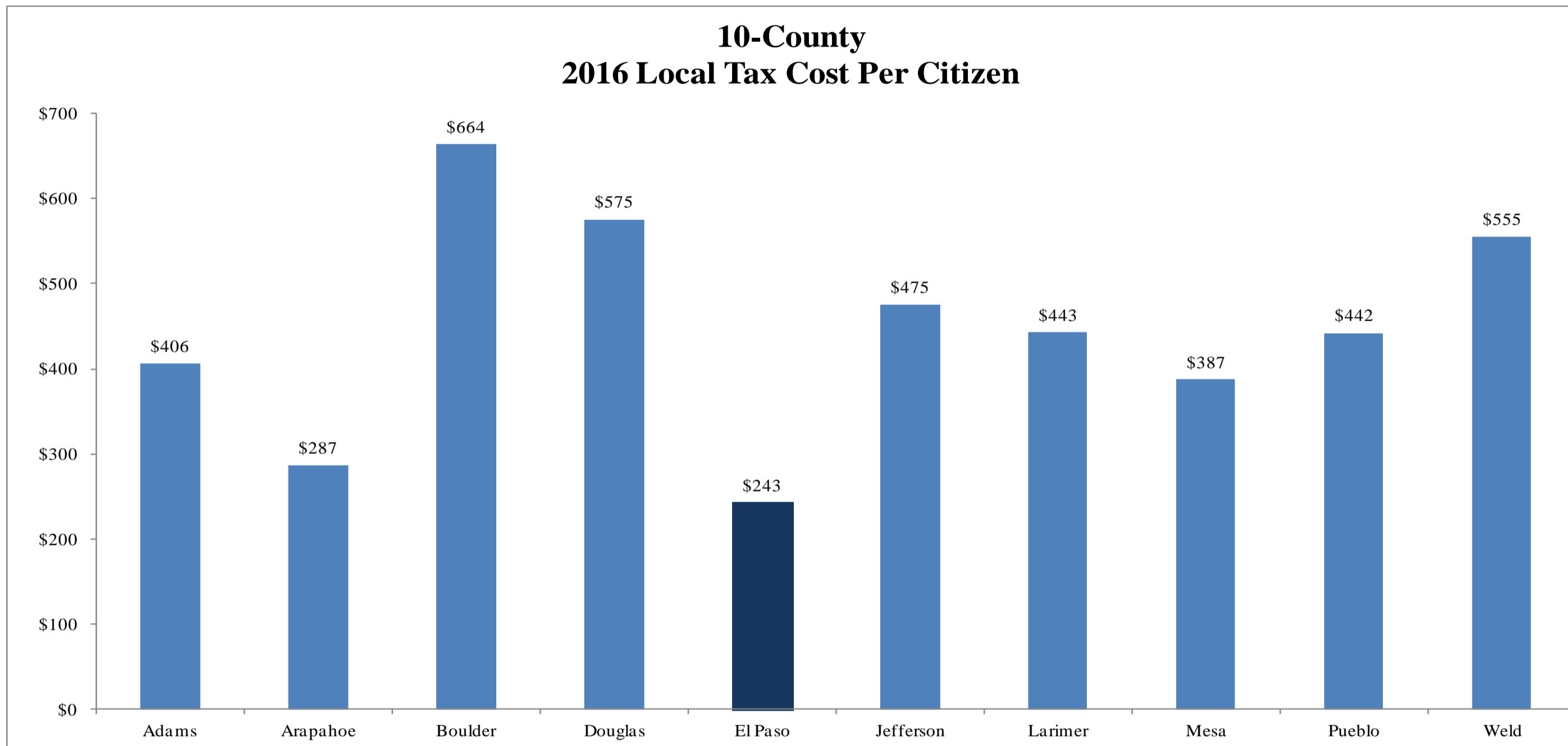


El Paso County, Colorado
Administration & Financial Services
2017 Preliminary Balanced Budget
Property Tax Per Citizen 10-County Comparison





*El Paso County, Colorado
Administration & Financial Services
2017 Preliminary Balanced Budget
Property Tax Per Citizen 10-County Comparison*



	Adams	Arapahoe	Boulder	Douglas	El Paso	Jefferson	Larimer	Mesa	Pueblo	Weld
2016										
Sales Tax	\$45,803,000	\$20,776,000	\$51,439,000	\$57,785,000	\$112,314,000	\$46,117,000	\$36,141,000	\$32,822,000	\$18,712,000	\$0
Property Tax	\$142,113,000	\$146,130,000	\$153,626,000	\$124,636,000	\$48,655,000	\$204,002,000	\$103,400,000	\$23,102,000	\$48,974,000	\$153,213,000
Specific Ownership Tax	\$11,717,000	\$9,950,000	\$8,477,000	\$9,001,000	\$5,500,000	\$15,400,000	\$8,169,000	\$3,091,000	\$3,936,000	\$9,000,000
Other Taxes	\$0	\$3,436,000	\$99,000	\$0	\$80,000	\$0	\$0	\$0	\$736,000	\$2,710,000
Budgeted Revenue *	\$199,633,000	\$180,292,000	\$213,641,000	\$191,422,000	\$166,549,000	\$265,519,000	\$147,710,000	\$59,015,000	\$72,358,000	\$164,923,000
Population Estimates**	491,337	628,323	321,872	332,647	685,521	558,532	333,577	152,357	163,591	297,032
Annual Cost Per Citizen	\$406	\$287	\$664	\$575	\$243	\$475	\$443	\$387	\$442	\$555

*2016 Budgeted Data from 2016 10-County Data Book

**Estimated Population From Department of Local Affairs



El Paso County, Colorado
Administration & Financial Services
2017 Preliminary Balanced Budget (PBB)
2017 Critical Needs Addressed in the PBB Through the 5-Year Financial Roadmap

Department/Office	Critical Need	2016 Critical Needs- On-Going	2017 Critical Needs- On-Going
County Wide	Personnel Equity to Minimum	3,500,000	
County Wide	Pay for Performance (2%)	1,866,380	
County Wide	Public Safety Tax (Sheriff Equity)		(1,000,000)
County Wide	Adjustment to Midpoint 1 of 5 (2%)		1,621,249
County Wide	Pikes Peak Reg Comm Network (On-going 2016-2019)	1,560,000	
County Wide	Pikes Peak Reg Comm Network Maint Increase		157,279
Clerk & Recorder	Additional FTEs (6) Motor Vehicle	147,696	147,696
District Attorney	Discovery Deficit	65,000	325,000
District Attorney	Additional Personnel (4)	135,550	135,549
District Attorney	Senior Deputy District Attorney	100,000	
Community Services - Parks	Dedicated Forest Management Funds	50,000	25,000
Community Services - Parks	Invest Major Maintenance Funds	50,000	25,000
Community Services - Parks	Invest Park Maintenance Positions (4)	50,000	25,000
Coroner	Full-Time Investigators (2)	75,000	55,000
Public Services - R&B	Crack Seal Crew (6 Seasonal)	65,000	65,000
Public Services - R&B	Invest 15 Positions for Highway Division	160,000	160,000
Public Services - R&B	Road Maintenance	250,000	450,000
Public Services - Fleet	Two Additional Fleet Technicians	52,500	52,500
Public Services - Facilities	Facilities Major Maintenance Plan	80,000	50,000
Public Services - Facilities	Operational Savings	250,000	
Public Services - Facilities	Video System Upgrades	52,278	294,653
Public Services - Facilities	Lock Systems	67,722	
Board of County Commissioners	Statutory Pay Increase		84,581
District Attorney	Additional Personnel (1)		64,408
Public Works - Security	New Security Officers (4)		48,184
Pikes Peak Center	Sound System (On-going 2016-2018)	50,000	
Total Addressed Critical Needs		8,627,126	2,786,099

Section II – Budget Changes
(from 2016 to 2017)



El Paso County, Colorado
Administration & Financial Services
2017 Preliminary Balanced Budget

El Paso County, Colorado Changes to Revenue Budget from 2016 to 2017

Department		2016	Voter		Specific			Inter-	Other	Restricted Revenue	2017
		Original Adopted Budget	Sales & Use Tax	Restricted Sales & Use Tax	Property Tax	Ownership Tax	Other Taxes	Fees and Charges	governmental Revenues		Revenue/ Misc
1	Administrative Services	89,431,793	3,837,340		901,783	0	13,500	49,300	(189,451)	245,000	94,289,265
	Security - Parking Structure	218,248						15,752			234,000
	Facilities Management	49,025						(24,241)			24,784
	Parks & Leisure Services	444,800						38,000			482,800
	Veteran Services	2,400							16,560		18,960
	Planning & Community Development	1,200,000						97,989			1,297,989
	Assessor	23,000						1,850			24,850
	Clerk & Recorder	9,933,100						272,000			10,205,100
	Coroner	450,365						26,635	0		477,000
	Sheriff's Office	2,352,500						(100,000)	48,500		2,301,000
	Surveyor	1,200						(200)			1,000
	Treasurer	3,500,000						50,000			3,550,000
	Public Trustee	350,000						(100,000)			250,000
	Fleet	6,133,843	(248,240)			485,748	0	0	175,000	175,000	6,721,351
	Retirement	6,535,530	515,335								7,050,865
1	Net General Fund	120,625,804	4,104,435	0	901,783	485,748	13,500	327,085	50,609	420,000	126,928,964
	Facilities CAM and County/City SLA	1,175,110								16,859	1,191,969
	Regional/Urban Parks & Environ Svcs	131,250								70,000	201,250
	Justice Services/Community Outreach	6,736,538								(337,343)	6,399,195
	Useful Public Service	71,000								0	71,000
	Restricted Fees	1,560,000								0	1,560,000
	Clerk & Recorder	1,705,000								560,000	2,265,000
	District Attorney	577,748								(24,061)	553,687
	Sheriff's Office	2,774,451								725,835	3,500,286
	Public Safety Sales & Use Tax	20,795,609		1,321,504						0	22,117,113
	Economic Development	8,451,973								(790,334)	7,661,639
	Pikes Peak Workforce Center	6,596,798								496,571	7,093,369
1	GF -Grants/Restricted	50,575,477	0	1,321,504	0	0	0	0	0	0	52,614,508
1	Total General Fund	171,201,281	4,104,435	1,321,504	901,783	485,748	13,500	327,085	50,609	420,000	179,543,472
Restricted Funds											
3	Road & Bridge Escrow	892,353			(800,637)						892,353
15	Conservation Trust	1,325,608								13,346	1,338,954
19	Schools' Trust Fund	100,000								0	100,000
22	Household Hazardous Waste	985,200								96,686	1,081,886
75	Local Improvement Districts-Falcon Vista	115,000								25,000	140,000
Partially Restricted Funds											
2	Road & Bridge	16,339,671			19,541	(315,748)	0	(502,000)	0		17,893,464
4	Dept of Human Services	62,458,665	400,000								70,267,500
6	Community Investment	18,253,121	(1,048,893)								16,116,848
12	Self-Insurance	29,297,224	2,071,490					0		0	33,580,742
		300,968,123	5,527,032	1,321,504	120,687	170,000	13,500	(174,915)	50,609	420,000	320,955,219

El Paso County, Colorado Changes to Base Budget from 2016 to 2017

Fund	Department	2016 Original Adopted Budget	2016 Remove One-Time AFRs	2017 BoCC Approved One-Time Critical Needs	2017 BoCC Approved On-Going Critical Needs/Other Budget Moves	2017 Preliminary Balanced Budget
1	Board of County Commissioners - Admin	672,886			110,591	783,477
	Board of Equalization	39,328				39,328
	ADM- HR/Risk Mgmt	628,145			804,189	1,432,334
	ADM-Admin & Fin Svcs/Budget, Finance & PIO	2,188,543			235,808	2,424,351
	County Wide Support	5,882,543			(4,694,816)	1,187,728
	Employee Benefits	207,100			(207,100)	0
	Procurement & Contracts	517,701			52,530	570,231
	Fire & Flood Emergency Reserve	1,200,000	(1,200,000)			0
	ADM- Planning & Community Development	1,972,983			97,504	2,070,487
	ADM- Community Services - Parks	1,370,080			213,715	1,583,795
	Parks Special Events	272,946				272,946
	CSU Administration	172,634			769	173,403
	Environmental Services	368,134				368,134
	Veteran Services	527,261			(96,868)	430,393
	ADM- Public Works- Security	1,315,035			(51,839)	1,263,196
	Facilities Management	7,125,505			508,287	7,633,792
	ADM- Information Technology	9,065,870			1,907,482	10,973,352
	County Attorney-GF	1,081,128			62,761	1,143,889
	Health Department Support	3,285,804				3,285,804
	Clerk & Recorder	8,760,887	(900,000)		170,604	8,031,491
	Treasurer	1,181,188			53,503	1,234,691
	Assessor	3,708,799			12,924	3,721,723
	Coroner	2,349,958			87,416	2,437,374
	Surveyor	9,129				9,129
	District Attorney	12,309,148			1,160,870	13,470,018
	Sheriff's Office	46,513,636			1,324,595	47,838,231
	Fleet	6,133,843			587,508	6,721,351
	Retirement	6,540,118			510,747	7,050,865
1	Net General Fund	125,400,332	(2,100,000)	0	2,851,180	126,151,512

El Paso County, Colorado Changes to Base Budget from 2016 to 2017

Fund	Department	2016 Original Adopted Budget	2016 Remove One-Time AFRs	2017 BoCC Approved One-Time Critical Needs	2017 BoCC Approved On-Going Critical Needs/Other Budget Moves	2017 Preliminary Balanced Budget
	Regional/Urban Parks & Environ Svcs*	880,000			(220,000)	660,000
	Facilities County/City SLA/CAM*	1,175,110				1,175,110
	Justice Services/Community Outreach *	6,807,538			(326,718)	6,480,820
	County Attorney - DHS*	0				0
	Clerk & Recorder*	2,200,000			690,000	2,890,000
	Admin Restricted - Use Tax & Cable*	1,310,000				1,310,000
	Admin Restricted - P-Card*	250,000				250,000
	District Attorney*	577,748			(24,061)	553,687
	Sheriff's Office*	2,774,451			725,835	3,500,286
	Public Safety Sales & Use Tax*	20,795,609			1,101,253	21,896,862
	Economic Development*	8,451,973			(790,334)	7,661,639
	Pikes Peak Workforce Center*	6,596,798			496,571	7,093,369
1	GF -Grants/Restricted*	51,819,227	0	0	1,652,546	53,471,773
1	Total General Fund	177,219,559	(2,100,000)	0	4,503,726	179,623,285
<u>Restricted Funds</u>						
3	Road & Bridge Escrow	892,353				892,353
15	Conservation Trust	1,325,608			13,346	1,338,954
19	Schools' Trust Fund	100,000				100,000
22	Household Hazardous Waste Mgmt.	985,200			96,686	1,081,886
75	Local Improvement Districts-Falcon Vista	115,000			25,000	140,000
<u>Partially Restricted Funds</u>						
2	Road & Bridge	16,379,237			3,202,717	19,581,954
4	Dept of Human Services	62,308,665			7,783,835	70,092,500
6	Community Investment	18,128,855			(2,012,007)	16,116,848
12	Self-Insurance	29,297,224			4,282,776	33,580,000
		306,751,701	(2,100,000)	0	17,896,079	322,547,780

Section III – 2017 Preliminary Balanced Budget



*El Paso County, Colorado
Administration & Financial Services
2017 Preliminary Balanced Budget*

El Paso County, Colorado 2017 Preliminary Balanced "Budget At A Glance"

	1	2	3*	4	6	12	15*	19*	22*	75*	
	General Fund	Road & Bridge	Road & Bridge Escrow	DHS Fund	Community Investment Fund	Self-Insurance Fund	Conservation Trust Fund	Schools Trust	Household Hazardous Waste Mgmt.	LIDS	TOTAL
<u>UNRESTRICTED REVENUE</u>											
Sales and Use Tax	55,077,236			17,468,834	10,753,455	13,485,867					96,785,392
Property Taxes-Real Property	47,428,545	1,255,464									48,684,009
Specific Ownership Tax	3,870,000	1,800,000									5,670,000
Other Taxes / PILT	275,000	81,000									356,000
Fees & Charges for Svs	584,200	655,000									1,239,200
Assessor Fees	24,850										24,850
Clerk & Recorder Fees	10,205,100										10,205,100
Coroner	472,000										472,000
Planning & Community Development	1,297,989										1,297,989
Sheriff Fees	966,000										966,000
Surveyor	1,000										1,000
Treasurer Fees	3,550,000										3,550,000
Public Trustee Fees	250,000										250,000
Park & Recreation Fees	482,800										482,800
Parking Structure Fees	234,000										234,000
Rent Collections-Outside	14,784										14,784
Intergovernmental	1,585,460										1,585,460
Miscellaneous Revenue	610,000					85,000					695,000
Unrestricted Revenue	126,928,964	3,791,464	0	17,468,834	10,753,455	13,570,867	0	0	0	0	172,513,584
<u>RESTRICTED REVENUE</u>											
Grant / Intergovernmental	28,937,395			52,798,666	838,534	100,000	1,338,954	100,000	1,081,886	140,000	85,335,435
Public Safety Sales & Use Tax	22,117,113										22,117,113
Restricted Fees	1,560,000										1,560,000
Property Taxes-Pass thru BPPT			892,353								892,353
Highway User Tax		14,102,000									14,102,000
Employee Paid Benefits						9,286,261					9,286,261
Internal County Direct Bills					4,524,859	10,623,614					15,148,473
Restricted Revenue	52,614,508	14,102,000	892,353	52,798,666	5,363,393	20,009,875	1,338,954	100,000	1,081,886	140,000	148,441,635
	179,543,472	17,893,464	892,353	70,267,500	16,116,848	33,580,742	1,338,954	100,000	1,081,886	140,000	320,955,219
<u>Expenditures</u>											
Personnel	92,592,752	2,844,130		8,241,196		11,094,821					114,772,898
Operating	30,337,381	2,513,081	0	9,202,638	10,753,455	2,475,304					55,281,860
Capital	3,221,379	122,743			0						3,344,122
Unrestricted Expenditures	126,151,512	5,479,954	0	17,443,834	10,753,455	13,570,125	0	0	0	0	173,398,880
Restricted Personnel	16,124,470	7,319,024		24,552,696		16,359,906	1,195,738		378,430		65,930,265
Restricted Operating	31,999,634	6,467,111	892,353	28,095,970	5,363,393	3,649,969	143,216	100,000	703,456	140,000	77,555,101
Restricted Capital	5,347,669	315,865			0						5,663,534
Restricted Expenditures	53,471,773	14,102,000	892,353	52,648,666	5,363,393	20,009,875	1,338,954	100,000	1,081,886	140,000	149,148,900
	179,623,285	19,581,954	892,353	70,092,500	16,116,848	33,580,000	1,338,954	100,000	1,081,886	140,000	322,547,780

* Restricted Funds



El Paso County, Colorado
 Administration & Financial Services
 2017 Preliminary Balanced Budget - Fund Balance Estimates

	January 1, 2017 Estimated Beginning Fund Balance	+	2017 Preliminary Balanced Budget Revenues	-	2017 Preliminary Balanced Budget Expenditures	=	December 31, 2017 Estimated Available Fund Balance	Estimated Restricted Fund Balance	Estimated Available Fund Balance
General Fund -Net-UR	\$9,963,248		\$126,928,964		(\$126,151,512)		\$10,740,700	\$10,740,700	\$0
<i>Emergency Reserve* - General Fund</i>	<i>6,080,265</i>		<i>0</i>		<i>0</i>		<i>6,080,265</i>	<i>6,080,265</i>	<i>0</i>
General Fund -RES*	15,008,710		52,614,508		(53,471,773)		14,151,445	14,151,445	0
Total General Fund	\$31,052,223		\$179,543,472		(\$179,623,285)		\$30,972,410	\$30,972,410	\$0
Restricted Funds									
Road & Bridge Escrow	\$0		\$892,353		(\$892,353)		\$0	\$0	\$0
Conservation Trust	\$482,463		\$1,338,954		(\$1,338,954)		\$482,463	\$482,463	\$0
School's Trust	\$198,502		\$100,000		(\$100,000)		\$198,502	\$198,502	\$0
Household Hazardous Waste Management	\$605,541		\$1,081,886		(\$1,081,886)		\$605,541	\$605,541	\$0
Local Improvement Districts-Falcon Vista	\$126,557		\$140,000		(\$140,000)		\$126,557	\$126,557	\$0
Partially Restricted Funds									
Road & Bridge	\$10,392,387		\$17,893,464		(\$19,581,954)		\$8,703,897	\$8,703,897	\$0
Department of Human Services	\$3,484,084		\$70,267,500		(\$70,092,500)		\$3,659,084	\$3,659,084	\$0
Community Investment	\$306,282		\$16,116,848		(\$16,116,848)		\$306,282	\$306,282	\$0
Self-Insurance	\$4,253,126		\$33,580,742		(\$33,580,000)		\$4,253,868	\$4,253,868	\$0
Total	\$50,901,165		\$320,955,219		(\$322,547,780)		\$49,308,604	\$49,308,604	\$0

El Paso County, Colorado Allocation of Revenues by Major Category

Fund	Department	Restricted		Specific		Intergovern-			Restricted Revenue	2017 Preliminary Balanced Budget	
		Sales & Use Tax	Sales & Use Tax	Property Tax	Ownership Tax	Other Taxes	Fees and Charges	mental Revenues			Other Revenue
1	Administrative Services	45,525,020	0	47,428,545	0	275,000	584,200	51,500	425,000	0	94,289,265
	Security- Parking Structure	0	0	0	0	0	234,000	0	0	0	234,000
	Facilities Management	0	0	0	0	0	14,784	0	10,000	0	24,784
	Parks & Leisure Services	0	0	0	0	0	482,800	0	0	0	482,800
	Veteran Services	0	0	0	0	0	0	18,960	0	0	18,960
	Planning & Community Development	0	0	0	0	0	1,297,989	0	0	0	1,297,989
	Assessor	0	0	0	0	0	24,850	0	0	0	24,850
	Clerk & Recorder	0	0	0	0	0	10,205,100	0	0	0	10,205,100
	Coroner	0	0	0	0	0	472,000	5,000	0	0	477,000
	Sheriff's Office	0	0	0	0	0	966,000	1,335,000	0	0	2,301,000
	Surveyor	0	0	0	0	0	1,000	0	0	0	1,000
	Treasurer	0	0	0	0	0	3,550,000	0	0	0	3,550,000
	Public Trustee	0	0	0	0	0	250,000	0	0	0	250,000
	Fleet	2,501,351	0	0	3,870,000	0	0	175,000	175,000	0	6,721,351
	Retirement	7,050,865	0	0	0	0	0	0	0	0	7,050,865
1	Net General Fund	55,077,236	0	47,428,545	3,870,000	275,000	18,082,723	1,585,460	610,000	0	126,928,964
	Facilities CAM and County/City SLA	0	0	0	0	0	0	0	0	1,191,969	1,191,969
	Regional/Urban Parks and Environ Svcs	0	0	0	0	0	0	0	0	201,250	201,250
	Justice Services/Community Outreach	0	0	0	0	0	0	0	0	6,399,195	6,399,195
	Useful Public Service	0	0	0	0	0	0	0	0	71,000	71,000
	Restricted Fees	0	0	0	0	0	0	0	0	1,560,000	1,560,000
	Clerk & Recorder	0	0	0	0	0	0	0	0	2,265,000	2,265,000
	District Attorney-Grants	0	0	0	0	0	0	0	0	553,687	553,687
	Sheriff's Office	0	0	0	0	0	0	0	0	3,500,286	3,500,286
	Public Safety Sales & Use Tax	0	22,117,113	0	0	0	0	0	0	0	22,117,113
	Economic Development	0	0	0	0	0	0	0	0	7,661,639	7,661,639
	Pikes Peak Workforce Center	0	0	0	0	0	0	0	0	7,093,369	7,093,369
1	GF -Grants/Restricted	0	22,117,113	0	0	0	0	0	0	30,497,395	52,614,508
1	Total General Fund	55,077,236	22,117,113	47,428,545	3,870,000	275,000	18,082,723	1,585,460	610,000	30,497,395	179,543,472
Restricted Funds											
3	Road & Bridge Escrow	0	0	0	0	0	0	0	0	892,353	892,353
15	Conservation Trust	0	0	0	0	0	0	0	0	1,338,954	1,338,954
19	School's Trust Fund	0	0	0	0	0	0	0	0	100,000	100,000
22	Household Hazardous Waste Mgmt.	0	0	0	0	0	0	0	0	1,081,886	1,081,886
75	Local Improve. Districts-Falcon Vista	0	0	0	0	0	0	0	0	140,000	140,000
Partially Restricted Funds											
2	Road & Bridge	0	0	1,255,464	1,800,000	81,000	655,000	0	0	14,102,000	17,893,464
4	Dept of Human Serv.	17,468,834	0	0	0	0	0	0	0	52,798,666	70,267,500
6	Community Investment	10,753,455	0	0	0	0	0	0	0	5,363,393	16,116,848
12	Self-Insurance	13,485,867	0	0	0	0	0	0	85,000	20,009,875	33,580,742
		96,785,392	22,117,113	48,684,009	5,670,000	356,000	18,737,723	1,585,460	695,000	126,324,522	320,955,219

El Paso County, Colorado Allocation of Expenditures by Major Category

Fund	Department	Personnel	Personnel Intergovernmental Reimbursements	Operating	Capital	Operating Intergovernmental Reimbursements	2017 Preliminary Balanced Budget
1	Board of County Commissioners - Admin	718,711	0	64,766	0	0	783,477
	Board of Equalization	9,364	0	29,964	0	0	39,328
	ADM- HR/Risk Mgmt	1,285,237	0	147,097	0	0	1,432,334
	ADM- Admin & Fin Svcs/Budget, Finance & PIO	5,009,644	(2,692,670)	166,120	0	(58,744)	2,424,351
	County Wide Support	2,591,084	(1,000,000)	1,286,754	50,000	(1,740,110)	1,187,728
	Employee Benefits	341,370	(341,370)	40,177	0	(40,177)	0
	Procurement & Contracts	609,390	(58,931)	19,772	0	0	570,231
	ADM- Planning & Community Development	1,835,682	(2,129)	236,934	0	0	2,070,487
	ADM- Community Services - Parks	1,097,780	(45,021)	609,036	0	(78,000)	1,583,795
	Parks Special Events	94,517	0	178,429	0	0	272,946
	CSU Administration	124,353	(17,000)	66,050	0	0	173,403
	Environmental Services	271,484	0	96,650	0	0	368,134
	Veteran Services	403,219	0	27,174	0	0	430,393
	ADM- Public Works- Security	1,806,895	(562,171)	130,669	0	(112,197)	1,263,196
	Facilities Management	2,479,851	(51,326)	6,508,329	294,653	(1,597,715)	7,633,792
	ADM- Information Technology	5,408,178	(665,018)	8,380,192	150,000	(2,300,000)	10,973,352
	County Attorney-GF	1,154,843	(180,345)	169,391	0	0	1,143,889
	Health Department Support	0	0	3,285,804	0	0	3,285,804
	Clerk & Recorder	6,663,578	(983,856)	2,409,369	0	(57,600)	8,031,491
	Treasurer	1,042,025	0	192,666	0	0	1,234,691
	Assessor	3,521,198	0	200,525	0	0	3,721,723
	Coroner	2,141,840	0	295,534	0	0	2,437,374
	Surveyor	6,129	0	3,000	0	0	9,129
	District Attorney	13,985,288	(1,042,317)	527,047	0	0	13,470,018
	Sheriff's Office	38,906,815	(145,328)	9,086,744	0	(10,000)	47,838,231
	Public Trustee	576,453	(576,453)	0	0	0	0
	Fleet	1,820,894	0	2,173,731	2,726,726	0	6,721,351
	Retirement	10,212,152	(3,161,287)	0	0	0	7,050,865
	Retirement Admin/Pension Trust	251,588	(251,588)	0	0	0	0
1	Net General Fund	104,369,562	(11,776,810)	36,331,924	3,221,379	(5,994,543)	126,151,512

El Paso County, Colorado Allocation of Expenditures by Major Category

Fund	Department	Personnel	Personnel Intergovernmental Reimbursements	Operating	Capital	Operating Intergovernmental Reimbursements	2017 Preliminary Balanced Budget
	Regional/Urban Parks & Environ Svcs	0	0	660,000	0	0	660,000
	Facilities County/City SLA/CAM	1,158,969	0	16,141	0	0	1,175,110
	Justice Services/Community Outreach	260,837	(30,656)	6,250,639	0	0	6,480,820
	County Attorney - DHS	1,591,195	(1,591,195)	147,751	0	(147,751)	0
	Clerk & Recorder	70,000	0	1,820,000	1,000,000	0	2,890,000
	Admin Restricted - Use Tax & Cable	197,134	0	1,112,866	0	0	1,310,000
	Admin Restricted - P-Card	119,013	0	130,987	0	0	250,000
	District Attorney-Grants	553,687	0	0	0	0	553,687
	Sheriff's Office	1,132,335	0	2,367,951	0	0	3,500,286
	Public Safety Sales & Use Tax	10,152,551	0	7,396,642	4,347,669	0	21,896,862
	Public Trustee	583,168	(583,168)	0	0	0	0
	Economic Development	314,600	0	7,347,039	0	0	7,661,639
	Pikes Peak Workforce Center	2,196,000	0	4,897,369	0	0	7,093,369
1	GF - Grants/Restricted	18,329,489	(2,205,019)	32,147,385	5,347,669	(147,751)	53,471,773
1	Total General Fund	122,699,050	(13,981,828)	68,479,309	8,569,048	(6,142,294)	179,623,285
Restricted Funds							
3	Road & Bridge Escrow	0	0	892,353	0	0	892,353
15	Conservation Trust	1,195,738	0	143,216	0	0	1,338,954
19	Schools' Trust Fund	0	0	100,000	0	0	100,000
22	Household Hazardous Waste Mgmt.	378,430	0	703,456	0	0	1,081,886
75	Local Improve. Districts-Falcon Vista	0	0	140,000	0	0	140,000
Partially Restricted Funds							
2	Road & Bridge	10,253,154	0	8,980,192	438,608	(90,000)	19,581,954
4	Dept of Human Services	32,793,892	0	37,298,608	0	0	70,092,500
6	Community Investment	0	0	16,116,848	0	0	16,116,848
12	Self Insurance	27,454,727	0	6,125,273	0	0	33,580,000
		194,774,991	(13,981,828)	138,979,255	9,007,656	(6,232,294)	322,547,780